



New York Yankees

2024

**OFFICIAL MEDIA GUIDE
& RECORD BOOK**

New York Yankees

Yankee Stadium, One East 161st Street, Bronx, NY 10451 • (718) 293-4300

2024 OFFICIAL MEDIA GUIDE & RECORD BOOK — Official Publication of the New York Yankees

Produced by the Yankees Media Relations Department: Michael Margolis, Kaitlyn Brennan, Marlon Abreu, Jon Butensky, Parker Lougee, Jon Simon, Tristan Vitale, Germania Dolores Hernandez-Simonetti and Jason Zillo

Additional updated information is available for accredited members of the media at www.yankeespressbox.com.

The Yankees Media Relations Department may be reached at (718) 579-4460 or via e-mail at media@yankees.com.

Media Guides can be purchased at www.yankees.com/mediaguide.

Contributors: Ken Adams, Ron Antonelli, Marty Appel, Nick Avanzato, Baseball Reference, Rick Cerrone, Tiffany Challenger, Daniel Cohen, Matthew Crowe, *Elias Sports Bureau*, Daniel Gil Feuchtwanger, Jessica Frankl, Ariele Goldman Hecht, Manny Guzmán, Tom Hirdt, Jaffe Joffer, Ivana Kompday, Paul A. Kopp, David Kronheim, John Labombarda, Kenny Leandry, Nathan Maciborski, National Baseball Hall of Fame & Museum, Jim Petrozello, Brian Richards, André Roussimoff, Alfred Santasiere III, Barrie Schneiderman, Jon Schwartz, Jordan Sprechman and STATS Inc.

Special thanks to: The *Elias Sports Bureau* for their research assistance with this book and throughout the year.

Photos courtesy of: New York Yankees, National Baseball Hall of Fame & Museum, Getty Images, *New York Daily News*, Photo File, Library of Congress, Michael Ponzini

Printing: Fry Communications, Inc., www.frycomm.com, (800) 334-1429 • **Cover Design:** Hillary Barron, Fox Hammer Media, foxhammermedia.com • **Design of Page Backgrounds:** Aaron Babcock, www.hailvarsity.com

Note: All content is updated through Feb. 5, 2024, unless otherwise indicated.

Table of Contents

TABLE OF CONTENTS.....	1	2024 PLAYER BIOGRAPHIES	60
FRONT OFFICE.....	4	2023 IN REVIEW	251
George M. Steinbrenner III / Ownership Chronology....	4	Regular Season Summary	252
Directory	6	Award Winners	259
Hal Steinbrenner.....	10	Team & Indiv. Highs-Lows / Players Used	260
Jennifer Steinbrenner Swindal.....	11	Opening Day Roster Notes / Injured List / Ejections....	261
Jessica Steinbrenner	11	Final MLB Standings / NYY Record vs. Opponents	262
Randy Levine	12	Day-by-Day	263
Lonn A. Trost.....	15	Ppd., Delayed, Susp. Games / Replays & Reviews	265
Brian Cashman.....	16	Transactions	266
Jean Afterman	20	Yankees Games by the Numbers.....	269
Michael Fishman.....	21	Reg. Season Batting Stats / Team vs. or at Opp.....	270
Tim Naehring	21	Team Batting Splits.....	271
Damon Oppenheimer.....	22	Player RISP / Bases Loaded / Pinch-Hitters	272
Kevin Reese	22	Home Run Chart	273
HOPE WEEK	24	Starts by Position & Bat. Order	273
COMMITMENT TO COMMUNITY.....	26	Fielding Statistics	274
2024 NEW YORK YANKEES	33	Player Pitching Statistics / Starters-Relievers.....	275
Aaron Boone.....	34	Team Pitching Splits.....	276
Brad Ausmus.....	38	OPPONENTS	279
Matt Blake	39	Opponents Batting Records	291
Travis Chapman	40	Yankees-Mets All-Time Trades	292
Desi Druschel	41	Yankees-Mets Two-Stadium Doubleheaders	292
Casey Dykes	42	Played/Managed for Yankees and Mets	293
Mike Harkey	43	Played for Yankees/Dodgers/Giants/Mets	294
Pat Roessler	44	Interleague Play Series Results.....	294
Luis Rojas	45	Most Recent Trades by Team	295
James Rowson	46	Series Results vs. AL, Year-by-Year, All-Time	296
Tanner Swanson	47	HISTORY AND RECORDS.....	299
Additional Coaching Staff	49	History of the Yankees.....	300
Player Health & Performance Staff	50	Uniform Design and NY Logo	306
Medical Staff.....	52	Origin of Numbered Uniforms	307
Mental Conditioning Staff.....	53	Top Hat Logo	307
Support Staff	54	Origin of Names "Yankees" & "Highlanders".....	307
40-Man Roster	56	Patches and Armbands.....	308
Non-Roster Invitees to Spring Training	57	Official Scoring at Yankee Stadium.....	309
Numerical Roster and Pronunciations	57	Important Dates in Yankees History	310
How the Yankees Were Built	58	Lou Gehrig Appreciation Day/Babe Ruth Day	319
Birthdays, Players and Coaches	58	Bob Sheppard	320
		Other Yankees PA Announcers / Paul Olden	321
		1927 Yankees/"Murderers' Row".....	322



1939 Yankees/"Culmination of a Dynasty".....	323
1961 Yankees/Maris 61HR Season.....	324
1998 Yankees/"Most Wins in a Season".....	325
Legacy of George M. Steinbrenner.....	326
Yankees in Cooperstown.....	333
National Baseball Hall of Fame and Museum.....	335
Retired Yankees Uniform Numbers.....	336
Player Roster, All-Time.....	340
Military, Yankees in.....	345
Managers and Coaches Rosters, All-Time.....	346
Oldest Living Yankees / Passings Since Last Publication.....	346
Captains, All-Time.....	346
Numerical Roster, All-Time.....	347
Opening Day Ceremonial First Pitches.....	356
Opening Day All-Time Record / HRs / Grand Slams.....	356
Managers, All-Time Records.....	357
General Managers, Chronology of.....	357
Year-by-Year Results, All-Time.....	358
Team Hitting, Year-by-Year.....	360
Team Pitching, Year-by-Year.....	361
Saves Leaders, Year-by-Year.....	361
Hitting Leaders, Year-by-Year.....	362
Pitching Leaders, Year-by-Year.....	364
Single-Season Batting/Pitching Leaders, Top 10.....	367
Career Batting Leaders, Top 20.....	368
Single Season Batting Leaders by Position.....	368
Career Pitching Leaders, Top 20.....	369
Club Records, Team.....	370
Club Records, Individual.....	372
Cycles, by Yankees and Opponents.....	372
Longest Games in Club History.....	373
Youngest/Oldest Yankees Players, All-Time.....	373
Award Winners (MVP / Cy Young / Rookie of the Year).....	374
Award Winners (Gold Glove, Silver Slugger).....	375
Award Winners (Players of the Week/Month).....	376
Award Winners (All-MLB, Other Awards).....	377
AL/ML Batting Leaders (Avg/HR/RBI/200H).....	378
AL/ML Batting Leaders (H/OBP/R/SLG/K/SB/TB/BB).....	379
AL/ML Pitching Leaders (W/L/PCT/ERA/G/GS/CG/SHO/IP).....	380
AL/ML Pitching Leaders (H/BB/K/R/ER/HR/SV).....	381
20-Game Winners.....	381
Home Run Feats.....	382
Grand Slams.....	383
Pinch-Hit Home Runs / Triple Crowns / 30HR-30SB.....	384
No-Hitters and Perfect Games.....	385
All-Star Game Selections by Year.....	389
All-Star Game Selections/Starts by Player.....	390
All-Star Game Starts by Position.....	391
All-Star Single-Game Highs/Notable Events.....	391
All-Star Batting Register, All-Time.....	392
All-Star Pitching Register, All-Time.....	393
Yankees in the All-Star Home Run Derby.....	393
All-Star Game Career Top 10 Leaders / ASG MVPs.....	394
All-Star Games Played at Yankee Stadium.....	395
Exhibitions vs. Mets/Dodgers/Giants.....	396
Head Athletic Trainers.....	397
Forfeited Games.....	397
Triple Plays in Franchise History.....	398
Postseason Series Results / Record by Opponent.....	399
Postseason Series Summaries.....	400
Postseason Award Winners.....	410
Postseason Batting/Pitching Leaders.....	411
World Series Batting/Pitching Leaders.....	412
ALCS Batting/Pitching Leaders.....	413
ALDS Batting/Pitching Leaders.....	414
YANKEE STADIUM.....	415
Sustainability Initiatives.....	418
Yankee Stadium WELL-Health Safety Rating.....	421
Yankee Stadium Firsts / Construction Timeline.....	422
Attendance Records.....	423
Social Gathering Areas at Yankee Stadium.....	424
Yankee Stadium by the Numbers.....	425

Other Events at the Current Yankee Stadium.....	426
New York City FC.....	432
History of the Original Yankee Stadium.....	433
Negro Leagues at Original Yankee Stadium.....	436
Other Events at Original Yankee Stadium.....	437
College Football at Original Yankee Stadium.....	438
Films and Television Shot at Yankee Stadium.....	439
Previous Homes of the Yankees.....	440
Original Yankee Stadium Firsts/Lasts/Leaders.....	442
Monument Park, History of.....	443
Monument Park, Monuments and Plaques.....	444

PLAYER DEVELOPMENT.....	451
Advisors & Special Assignment Staff Bios.....	452
Player Development Staff.....	454
Yankees Around the Globe.....	457
2023 Draft Review / Minor League Award Winners.....	460
No. 1 Draft Picks, All-Time.....	461
Kevin Lawn Award / James P. Dawson Award.....	462
2023 Organizational Summary.....	463
Scranton/Wilkes-Barre RailRiders (AAA).....	464
Somerset Patriots (AA).....	464
Hudson Valley Renegades (High-A).....	465
Tampa Tarpons (Single-A).....	465
Florida Complex Yankees (R).....	466
Futures Game Participation.....	466
DSL (R) / International Player Development.....	467
Prospect Rankings.....	468
Arizona Fall League, Past Participants.....	469

MINOR LEAGUE/NON-ROSTER INVITEES BIOS..... 470

MEDIA INFORMATION.....	509
Yankees Media Relations Staff.....	510
YES Network Television Broadcasters.....	511
WFAN Radio Broadcasters.....	518
WADO Spanish Radio Broadcasters.....	520
TV/Radio Broadcast Teams, All-Time.....	521
All-Time Spring Sites/Attendances.....	523
Steinbrenner Field.....	524
2024 Spring Training Schedule.....	526
Getting to Yankee Stadium.....	526
Yankee Stadium Batting Practice Times.....	526
Yankee Stadium Seating Map.....	527
2024 Regular Season Schedule.....	528

YANKEE DOODLES INDEX.....	519
1921 American League Champions.....	388
1923 World Series Champions.....	359
1978 World Series Champions.....	54
Batterymates, Most Common in NYY History.....	186
Brothers & Fathers/Sons to Play for Yankees.....	153
Championships, Consecutive.....	249
Championships, Most in Four Major Sports.....	176
Derek Jeter Orig. Yankee Stad. Farewell Speech.....	91
Elston Gene Howard Field (site of orig. Yankee Stad.).....	137
General Mgrs., Best MLB Win. Pcts. since 1950.....	16
Glossary, Baseball Statistics.....	238
Home Record, 32 Consec. Winning Seasons.....	42
Home Runs, First Yankees At-Bat.....	209
Home Runs, Franchise Firsts.....	382
Milestone Wins in Franchise History.....	110
Museum, New York Yankees pres. by Bank of America.....	468
Presidents, Yankees.....	13
Steinbrenner High School.....	522
Three's Company (Jeter, Posada, Rivera).....	100
Winning Team Record, 31 Consecutive Seasons.....	41





THE OFFICIAL ON-FIELD CAP OF MAJOR LEAGUE BASEBALL®



neweracap.com

© 2024 New Era Cap, LLC. All Rights Reserved.

Major League Baseball trademarks and copyrights are used with permission of Major League Baseball. Visit MLB.com.

All New York Yankees trademarks and copyrights are owned by the New York Yankees and used with permission of the New York Yankees.

George M. Steinbrenner III (1930-2010)



From 1973 until his passing on July 13, 2010, George M. Steinbrenner III created a legacy of winning unmatched by his peers. His foresight, drive and commitment permanently transformed not only the Yankees organization, but the game of Baseball.

On January 3, 1973, a group of businessmen formed and led by Mr. Steinbrenner purchased the New York Yankees from CBS for a net price of \$8.7 million. It took just five years for his aggressive leadership to turn the organization back into World Champions. In his time as Principal Owner of the club (1973-2010), the Yankees won more pennants (11) and World Series (7) than any other team in baseball, while posting a Major League-best .566 winning percentage (3,364-2,583-3 record) over the stretch.

In addition to the team's on-field success under the direction of Mr. Steinbrenner, the New York Yankees consistently shattered franchise and league attendance records at home and on the road. In 2009, they drew 3,719,358 fans in their first season of play in the current Yankee Stadium, topping the American League in attendance for the seventh straight season (2003-09). The Yankees remain the only franchise in Baseball history to draw more than 4 million fans at home in four consecutive seasons (2005-08).

Mr. Steinbrenner's foresight into both sports and business continued to build the value and prominence of the franchise, positioning it for the future. In 2002, *Sporting News* named him the No. 1 "Most Powerful Man in Sports," and *Forbes* magazine has continued to list the Yankees as the most valuable franchise in all of Baseball.

Mr. Steinbrenner's vision led to the creation of YankeeNets, which owned the New Jersey Nets and New Jersey Devils and ultimately led to the launch of the YES Network, a trailblazing enterprise that has been the nation's most watched regional sports network since 2003. Additionally, Mr. Steinbrenner teamed with long-time friend and Dallas Cowboys owner Jerry Jones, creating Legends Hospitality, LLC, a concession and merchandising company which currently operates at the Yankees' and Cowboys' new stadiums.

In 2006, his participation in the groundbreaking ceremony for the new Yankee Stadium underscored his role as the principal impetus in moving the much-anticipated facility towards its opening in 2009.

Mr. Steinbrenner's tenure of over 37 years exceeded that of any other New York Yankees owner by 13 years (Colonel Jacob Ruppert purchased the Yankees with Tillinghast L'Hommedieu Huston in January 1915, bought out Huston in 1923, and maintained sole ownership in the club until his death in January 1939—a total of 24 years). During Mr. Steinbrenner's time as the sole Principal Owner of the Yankees, the other 29 Major League clubs had over 100 owners or ownership groups.

Mr. Steinbrenner's success in the sports world began at an early age. He was a multi-sport athlete at Culver Military Academy (where he is in the Athletic Hall of Fame) and at Williams College. He began his successful coaching career as an assistant football coach at two Big Ten universities, Northwestern and Purdue. Then he assembled championship basketball teams in the National Industrial and American Basketball Leagues. In 2002, he was honored with the prestigious Gold Medal Award from the National Football Foundation and College Hall of Fame for a lifetime of "outstanding commitment, dedication and dynamic leadership in his business, as well as his personal life."



Mr. Steinbrenner devoted as much time and effort to the U.S. Olympic Committee (USOC) as he did to his many other sporting endeavors. He was on the U.S. Olympic Foundation Board from 1986-2002 and served as Chairman over the last six years of his tenure. He also was Chairman of the 1989 Olympic Overview Commission, which was created to evaluate the structure and efforts of the U.S. Olympic program, and served as Vice President of the USOC from 1989 to 1992. As a result of his distinguished service, he was presented with the General Douglas MacArthur USOC Foremost Award and the F. Don Miller United States Olympic Award. In 2005, the U.S. Olympic Foundation created the George M. Steinbrenner Sports Leadership Award in his honor, which celebrates a member of the U.S. Olympic family who has made outstanding contributions to sport.



Additionally, Mr. Steinbrenner was a member of the Baseball Hall of Fame's Board of Directors and served on the NCAA Foundation Board of Trustees beginning in 1990.

Most of Mr. Steinbrenner's philanthropic endeavors were performed without fanfare. However, he was repeatedly recognized by the communities in which he immersed himself. In 1993, he earned the Tampa Civitan Club's "Outstanding Citizen" Award, and in 1998, Tampa Law Enforcement named him "Citizen of the Year" for founding a scholarship fund for the children of slain law enforcement officers. Mr. Steinbrenner was also honored as an "Outstanding New Yorker" by the N.Y. Society of Association Executives in 1997 and credited in 2009 by the Museum of the City of New York as one of the "New York City 400," recognizing "people who have helped create the world's greatest city since its founding in 1609."

In February 2008, the Tampa City Council and the Board of the Hillsborough County Commissioner's Office both passed resolutions endorsing the renaming of Legends Field in Tampa after Mr. Steinbrenner to pay tribute to his numerous contributions to the area. On March 27, 2008, Mr. Steinbrenner—joined by his family—pulled down a curtain draped above the outfield scoreboard to unveil the new name for the Yankees' spring training home: George M. Steinbrenner Field.

In the fall of 2009, George M. Steinbrenner High School opened in Lutz, Fla. The school was named after Mr. Steinbrenner by the Hillsborough County School Board in recognition of his philanthropic involvement in the community, particularly with the school system.

Mr. Steinbrenner was dually honored in January 2011, winning the Joan Payson Community Service Award from the New York chapter of the BBWAA and having his legacy of charitable work recognized at the 22nd annual Baseball Assistance Team (B.A.T.) Dinner.

At the time of his passing, he was survived by his wife, Joan; sisters, Susan Norpell and Judy Kamm; children, Hank, Hal, Jennifer and Jessica; and his grandchildren. ❀

On September 20, 2010, prior to the team's game vs. Tampa Bay, the Yankees unveiled a monument in Mr. Steinbrenner's honor in Monument Park, reflecting the special connection, appreciation and responsibility that he felt toward Yankees fans.



GEORGE M. STEINBRENNER III

JULY 4, 1930 – JULY 13, 2010

New York Yankees Principal Owner
"The Boss"
1973 - 2010

Purchased the New York Yankees on January 3, 1973. A true visionary who changed the game of baseball forever, he was considered the most influential owner in all of sports. In his 37 years as Principal Owner, the Yankees posted a Major League-best .566 winning percentage, while winning 11 American League pennants and seven World Series titles, becoming the most recognizable sports brand in the world.

A devoted sportsman, he was Vice President of the United States Olympic Committee, a member of the Baseball Hall of Fame's Board of Directors and a member of the NCAA Foundation Board of Trustees.

A great philanthropist whose charitable efforts were mostly performed without fanfare, he followed a personal motto of the greatest form of charity is anonymity.

Dedicated by the New York Yankees
September 20, 2010

Chronology of Yankees Ownership

- Jan. 9, 1903:** Frank Farrell and Bill Devery purchase the rights to establish a new American League franchise in New York for \$18,000.
- Jan. 11, 1915:** Col. Jacob Ruppert and Col. Tillinghast L'Hommedieu Huston agree to purchase the Yankees for \$460,000. The transfer is formally completed on January 30.
- May 21, 1923:** Col. Ruppert buys out Col. Huston for \$1.5 million (transfer is completed on June 1).
- Jan. 13, 1939:** Col. Ruppert passes away and his estate takes over ownership of the club.
- Jan. 25, 1945:** Dan Topping, Del Webb and Larry MacPhail purchase the Yankees for \$2.8 million from the estate of the late Col. Ruppert (Topping and Webb later buy out MacPhail's share following the 1947 season).
- Nov. 2, 1964:** CBS purchases 80 pct. of the Yankees for \$11.2 million and later buys the remaining 20 percent (Webb sells his 10 pct. share in March 1965 and Topping sells his 10 pct. share in September 1966).
- Jan. 3, 1973:** A limited partnership, headed by George M. Steinbrenner as its Managing General Partner, purchases the Yankees from CBS for a net price of \$8.7 million.
- Nov. 20, 2008:** Hal Steinbrenner named Managing General Partner.





George M. Steinbrenner III
1930-2010

New York Yankees Directory

Yankee Stadium, One East 161st Street, Bronx, NY 10451 • (718) 293-4300

George M. Steinbrenner Field, One Steinbrenner Drive, Tampa, FL 33614 • (813) 875-7753

Managing General Partner* / Chairperson, New York Yankees Harold Z. Steinbrenner
General Partner† / Vice Chairperson, New York Yankees Jennifer Steinbrenner Swindal
General Partner‡ / Vice Chairperson, New York Yankees Jessica Steinbrenner

* of Martinique Holdings, Inc. † of Marsh Harbor Holdings, Inc. ‡ of JJS NYY Holdings, LLC

EXECUTIVES

President Randy Levine, Esq.
Chief Operating Officer Lonn A. Trost, Esq.
Senior Vice President, General Manager Brian Cashman
Senior Vice President, Assistant General Manager Jean Afterman, Esq.
Senior Vice President, Stadium Operations Doug Behar
Senior Vice President, Yankee Global Enterprises CFO Tony Bruno
Senior Vice President & General Counsel Alan Chang, Esq.
Senior Vice President, Strategic Ventures Marty Grosspun
Senior Vice President, Chief Security Officer Sonny Hight
Senior Vice President, Tampa & Dominican Republic Operations Dean Holbert
Senior Vice President & CFO Scott M. Krug
Senior Vice President, Chief Information Officer Mike Lane
Senior Vice President & Chief Legal Officer Mike Mellis, Esq.
Senior Vice President, Corporate/Community Relations Brian E. Smith
Senior Vice President, Partnerships Michael J. Tusiani
Senior Vice President, Marketing Deborah A. Tymon
Vice President, Ticket Sales, Service & Operations Kevin Dart
Vice President, Assistant General Manager Michael Fishman
Vice President, Partnership Sales Daniel Gallivan
Vice President, Tampa Corporate Sales & Media Relations Howard Grosswirth
Vice President, Risk Management Leslie Hanley
Vice President, Non-Baseball Sports Events Mark Holtzman
Vice President, Baseball Operations Tim Naehring
Vice President, Domestic Amateur Scouting Damon Oppenheimer
Vice President, Player Development Kevin Reese
Vice President, Tampa Business Operations C. Vance Smith
Vice President, Human Resources, Employment & Labor Law Aryn Sobo, Esq.
Vice President, Communications & Media Relations Jason Zillo

BASEBALL OPERATIONS (NEW YORK)

Special Assignment Scout Jim Hendry
Senior Advisor, Baseball Operations Omar Minaya
Executive Advisor to the General Manager Brian Sabean
Special Assistants to the General Manager Hideki Matsui,
..... Andy Pettitte, CC Sabathia, Nick Swisher
Director, Pro Scouting Matt Daley
Director, Quantitative Analysis David Grabiner
Director, Baseball Operations Matthew Ferry
Director, Baseball Systems Brian Nicosia
Assistant Director, Baseball Operations Michael Pinsky
Assistant Director, Pro Scouting Adam Charnin-Aker
Assistant Directors, Quantitative Analysis John Morris, Sam Waters
Manager, Analytics & Implementation, Quantitative Analysis Zac Fieroh
Manager, Baseball Operations Jesse Lippin-Foster
Lead Software Engineer Nick Eby
Lead Mobile Engineer Michael Traverso
Product Manager Matt Jones
Senior Analysts, Quantitative Analysis Theodore Feder, Justin Sims
Analysts, Quantitative Analysis Diana Faust, Walker Harrison,
..... Antonio Ortiz, Jordan Siff
Coordinator, Pro Scouting Jimmy Stokes
Coordinators, Advance Amanda Brady, Shea Wingate (Tampa)
Coordinator, Baseball Operations Lukas Koepke
Assistant, Advance Scouting Rohan Gupta
Senior Database Engineer Jesse Bradford
Data Engineer Samuel Grigo
Senior Mobile Engineer Rakibul Islam
Senior Software Engineer James Dunn
Database Engineers Eric Fitton, Patrick Gilligan
Research Analyst, Quantitative Analysis[^] John Benedetto
Full-Stack Software Engineers Alex Herreid, Brian Minter, Andrew Mogg
Quality Assurance Engineer Matt Zielonko
Data Quality Engineer Henry Ryan
Administrative Assistant Mary Pellino

FIELD AND SUPPORT STAFF

Executive Director, Team Travel and Player Services Ben Tuliebitz
Senior Director, Organizational Performance Chad Bohling
Director, Clubhouse Operations Lou Cucuzza Jr.
Director, Advance Scouting/Coaching Assistant Brett Weber
Equipment Manager Rob Cucuzza
Major League Video Coordinator Dan Pano
Assistant Director, Advance Scouting Tyler DeClerck
Bulpen Catchers Rainiero Coa, Collin Theroux
Analyst, Major League Coaching Staff Aaron Leanhardt
Coordinator, Team Services Debbie Encalada

PLAYER HEALTH AND PERFORMANCE STAFF

Head Team Physician Christopher Ahmad, M.D.
Head Team Internist Paul Lee, M.D., M.P.H.
Team Internist William Turner, M.D.
Senior Advisor, Orthopedics Stuart Hershon, M.D.
Director, Player Health and Performance Eric Cressley
Director of Sports Medicine & Rehabilitation (ATC/PT) Michael Schuk
Head Athletic Trainer Tim Lentych
Assistant Athletic Trainer Alfonso Malaguti
Major League Physical Therapist Joe Bello
Major League Strength & Conditioning Coach Brett McCabe
Assistant Major League Strength & Conditioning Coach Larry Adegoke
Director of Medical Services Steve Donohue
Major League Dietitian Drew Weisberg
Massage Therapist Doug Cecil

ACCOUNTING & FINANCE

Controller, Treasury and Payables Derrick Baio
Controller, Financial Reporting Krystal Woytisek
Executive Director, Financial Operations Michael Parker
Executive Director, Financial Operations Allison Stewart
Assistant Controller Kari Adamik
Director of Accounting, Yankee Global Enterprises Cassie Donovan
Director, Payroll Christian Ruiz
Specialist, Payroll Brady Steinberg
Director, Tax Fleury Brenning
Manager, Financial Operations Benjamin Lowerre
Manager, Ticket Accounting Jeff Kline
Analysts, Financial Operations Jonah Gellert, Conor Vonderahe
Specialist, Accounts Payable Devin Kowal
Coordinator, Accounting Jacob Rosel

BUSINESS STRATEGY & ANALYTICS

Executive Director, Strategy & Business Intelligence Pete Britt
Senior Manager, Business Analytics Nate Silverstein
Senior Analysts, Business Strategy Stephanie Hauer, Sabrina Odierno
Analysts, Business Analytics Cade Covarrubias, Michael Moppert

COMMUNICATIONS & MEDIA RELATIONS

Senior Director Michael Margolis
Senior Manager Kaitlyn Brennan
Bilingual Media Relations Coordinator Marlon Abreu
Coordinator Jon Butensky
Assistants Parker Lougée, Jon Simon
Administrative Assistant Germania Dolores Hernandez-Simonetti
Associate Samantha Levin

CORPORATE/COMMUNITY RELATIONS

Director, Corporate/Community Relations Kenny Leandry
Manager, Corporate/Community Relations Manny Guzmán
Coordinators, Corporate/Community Relations Julius Budd,
..... Heidy Canales, Gila Cerulli

[^] Employed by River Operating Company, Inc.

^{**} Employed by Unity International Group



CREATIVE SERVICES

Senior Director, Creative Services Kara Mooney

DIGITAL & SOCIAL MEDIADirector, Digital & Social Content Ryan Callahan
Manager, Digital & Social Content Julia Schorr
Coordinator, Digital & Social Content Alexandra King**EXECUTIVE DEPARTMENT**Senior Executive Assistants Stephanie Fullam, Monica Pisacano
Sr. Executive Assistant to the Managing General Partner Jenette Sibayan Cruz
Executive Assistant to the CFO, YGE Nichole Swindle
Legal & Financial Assistant Christine Sheridan
Assistant, Strategic Ventures Amy Ficke**GMS FIELD ADMINISTRATION**Senior Financial Manager Kevin Adler
Executive Director, Business Development & Marketing Julie Kremer
Director, Community Outreach Julia Steinbrenner
Director, Fantasy Camps AmySue Manzione
Director, Partnership and Community Activation Jessica Ventura
Staff Accountant Megan Gilbertson
Coordinator, Business Development & Marketing Mary Kate Harvey
Coordinator, Social Media Cassidy TenEyck
Administration Michael Molloy
Pilots Jonathan Phillips, Colby Vine**HUMAN RESOURCES**Managers, Human Resources Maddy Savishinsky, Ally Shatz
Human Resources Generalist Madeleine Straley
Benefits and Wellness Specialist Kelly Bock**LEGAL**Counsel Lukas Mansour, Esq.
Counsel Peter Martin, Esq.**MARKETING, PROMOTIONS & SPECIAL EVENTS**Senior Associate Director, Marketing, Promotions,
Stadium Event Production Specialist, Broadcast Marketing Craig L. Cartmell
Senior Associate Director, Marketing, Outbound Marketing &
Advertising, Brand Strategist and Special Event Activation Gregory D. King
Senior Coordinator, Marketing, Promotions and Event Production Michael Pereira**PARTNERSHIPS**Executive Director, Partnership Activation Alexa Klein
Directors, Partnership Sales Thomas Barry, Joshua Goldblatt
Senior Managers, Partnership Activation Matt Ferrara, Kaitlyn Swingle
Senior Manager, Partnership Sales Chandler Solimine
Manager, Partnership Activation Haley Yeranossian
Senior Account Executive, Partnership Activation Benjamin Xilas
Account Executive, Partnership Activation Alex Gluckman
Account Executive, Partnership Sales Tristan Vitale
Administrative Assistant, Partnerships Wanda Edwards**PUBLICATIONS**Executive Director Alfred Santasiere III
Executive Editor Nathan Maciborski
Deputy Editor Jon Schwartz
Chief Photographer/Senior Photography Editor Ariele Goldman Hecht**RISK MANAGEMENT**

Coordinator, Risk Management Zachary Frank

SECURITYExecutive Director, Team Security Edward Fastook
Executive Director, Stadium & Event Security Thomas Purtell
Director, Team Security Mark Kafalas
Dock Master Robert Gomez
Manager, Security Systems & Business Continuity Antonio Coppola
Coordinator, Stadium Security Joshua Heffner
Executive Security Mike Fitzgerald[^], Russell MacArthur,
Robert Schnebly, Dominic Zano
Tampa Security Supervisor Luis Duran
Tampa Security Michael J. Ansotegui, Romeo Cole,
Ronald Henry, Eddie Rivera**STADIUM OPERATIONS (NEW YORK)**Executive Director, Stadium Operations Carol Laurenzano
Executive Director, Stadium Planning & Special Projects Cindy Kamradt
Director, Mailroom Tom Barbagallo
Director, Office Administration Debbie Nicolosi
Director, Stadium Facilities Eric Fritz
Environmental Science Advisor Dr. Allen Hershkowitz
Head Groundskeeper Dan Cunningham
Senior Manager, Disabled Services & Guest Relations Cristina Cicchetti
Senior Manager, Stadium Operations Kayla O'Donovan
Managers, Stadium Operations Robert Bernstein, Amanda Ivory, Dylan Nolan
Manager, Housekeeping Jhon Londono
Project Manager, Stadium Operations Meghan Pace
Coordinators, Stadium Operations Kevin Eriksen, Jordan Nager,
Justin Ninivaggi
Event Coordinator, Stadium Operations Bridgid O'Shea
Mailroom Associate Paul Pierce
Mail Handler Matthew Benjamin
Reception Lena Macchia
Grounds Crew[^] Priamo Alfonso, Jeffrey Antoniewicz,
Carlos Blanco, Peter Bodo, Jose Cepeda-Savinon,
Jonathan De La Cruz, Luis Fernandez, Christopher Glover,
Luis Hernandez, Daniel Hightower, Alejandro Manzueta,
Juan Martinez, Luis Martinez, Oswyn Neptune, Angel Nunez,
Cristian Pichardo, Michael Rodriguez, Zunnel Rosa, Jhon Salcedo,
Vincent Toro, Jose Villao, Ryan Wiszniaik, Devin Wright
Engineers[^] Edward Gallagher, John McCrory, Michael O'Morrow,
Kevin Morris, Michael Petry, James Plevritis,
Michael Ryan, Michael Sciortino, Devin Singh,
William Smith, Gerard Triglia, Candido Velez
Electricians** Rob DiSalvo, Ray West Jr.**STADIUM OPERATIONS (TAMPA)**Director, Grounds Ritchie Anderson
Director, Maintenance Ronnie Kaufman
Director, Information Technology Rudy Ramirez
Director, Stadium Operations Ralph Caputo
Assistant Director, Operations Robert Molloy
Manager, Operations Cassandra Franklin
Manager, Ticket Operations Jennifer Magliocchetti
Manager, Stadium Services John Sibayan
General Manager, Tampa Tarpons Jeremy Ventura
Head Groundskeeper Jeff Eckert
Ticket Sales Account Executives Addy Kane, Ashley Morris
Booth Supervisor Thomas Rice
Coordinator, Tarpons Operations Anthony Sagrestano
Coordinator, Ticket Operations Megan Murdock
Grounds Crew Miguel Amezcua, Kendall Anderson,
Kenneth Brayton, Chris Connell, Dottie De La Garza,
Francisco Hernandez, Ralph Martinez, Louis Pastore,
Charles Poole, Dylan Raess, Erickson Rubio, Dalton Sutherland
Building Operations Kevin Brown, Kevin De La Vina,
Miguelina Garcia Sanchez, Ricardo Gonzalez, Juan Hernandez,
Eliseo Perez, Jessica Robinson, Dennis Story, Emilio Valdez, Robert Vliet**TECHNOLOGY, SCOREBOARD & BROADCASTING**Executive Director, Scoreboard & Video Production Gregory Colello
Executive Director, Broadcasting & Technology Brett Moldoff
Senior Director, Information Technology Scott Swiss
Director, Scoreboard & Post Production Nima Ghandforouh
Director, Creative, Yankees Productions Brian Spector
Director, Content & Fan Experience Pete Gergely
Director, Broadcast Engineering Paul Wolf
Assistant Director, Information Technology Dave Levy
Assistant Director, Information Technology Jason Wong
Assistant Director, Scoreboard Steven Kocal
Data Center Operations Engineer Rob Owens
Senior Network Administrator James Pepe
Manager, Scoreboard Production & Media Assets Nick Tyrell
Senior Coordinator, Broadcasting & Technology Jillian LaConti
Senior Producer, Scoreboard & Video Production Joseph Heffner
Assistant, Broadcast Engineer Alex Packer
Producer, Original Content, Yankees Productions Abigail Shipley
Designer/Animator, Yankees Productions Zachary Hunter
On-Air Talent/Coordinator, Yankees Productions Lacey Mazzilli
Senior Coordinator, Media Assets, Scoreboard & Video Production Samantha DeRosa
Junior Designer/Animator Christopher Quinn
Assistant Manager, Technology & Broadcasting Matthew Dubroff
Technical Services Coordinators Jonathan Farrell
Public Address Announcer[^] Paul Olden
Organists[^] Paul Cartier, Ed Alstrom[^] Employed by River Operating Company, Inc.

** Employed by Unity International Group



TICKET SALES, SERVICE AND OPERATIONS

Executive Director, Ticket Sales, Service and CRM Business Strategies Rose Barre
 Senior Director, Ticket Sales, Service, Tourism & Business Strategies Kyle Hutchinson

PREMIUM SALES & SERVICES

Senior Director, Premium Sales & Service Joe Leva
 Assistant Director, CRM & Database Strategist Scott Jeffer
 Assistant Director, Premium Suite Services Samantha Giraud
 Associate Director, Premium Experiences & Ticket Services Melanie Freiria
 Managers, Premium Sales & Service Steve Lynes, Cory Sigadel
 Senior Specialists, Premium Sales & Service Jarrett Brachfeld, Connor Monzo,
 Justin Pintak
 Specialists, Premium Sales & Service John Burbella, Giancarlo Furio,
 Brian Nelson, Ezra Rawdon, Alexander Rhodes, Gianluca Vasta

SEASON AND GROUP TICKET SALES & SERVICE

Director, Season Ticket Sales, Retention & Service Mario Oliveri
 Director, Suites, Group Sales & Service Mike Robbins
 Associate Director, Strategic Ticket Sales & Tourism Mark Topley
 Senior Manager, Group Sales & Service David Sibelman
 Senior Manager, Season Ticket Sales, Retention & Service Ken Cleary
 Manager, Inside Sales & Service Daniel Caplan
 Senior Account Executive, Group Sales & Service Joseph Grande,
 Miranda Inzerelli
 Account Executives, Group Sales & Service Frank Coppola,
 Mack Dalrymple, Matthew Gordon, Tyler Hunsberger, Ben Powell,
 ... Keith Rehberger, Thomas Sweeney, Jessica Tragle, Christopher Zayas-Bazan
 Account Executives, Season Ticket Sales & Service Daniel Braun,
 Alex Derian, Joshua Goodman, Connor Kalmus,
 Shafer Jones, Haley Larkin, Austin O'Campo, Griffin Pine,
 Zach Rabinowitz, Warren Yermack, Henry Zehner
 Senior Retention Sales Specialist Fletcher Reese
 Retention Sales Specialists Matthew Aber, Jessica Gorman,
 Zachary Pitsas, Kristen Renta
 Specialist, Premium Contract Administration Matthew Matsuyama
 Associate Manager, Premium Experiences & Ticket Services Caelay McMillan
 Senior Coordinator, Premium Experiences and Ticket Services Joshua Watts
 Sales Associates, Inside Sales Samuel Chandler, Alexa DiGiorgio,
 ... Floyd Ebanks, Lani Sabeh, Jason Weinhaus, Daylen Wiggins, Jordyn Zeidman
 Sales Associates, Group Inside Sales Tim Conlin,
 Andrew Connors, Josh Katz

STRATEGIC BUSINESS VENTURES

Director, Strategic Business Ventures Valerie Shields
 Senior Manager, Business Ventures & Digital Strategy Esther Chao
 Senior Specialist, Business Ventures & Digital Strategy Collin McGorty

TICKET OPERATIONS

Executive Director, Ticket Operations Irfan Kirimca
 Senior Director, Ticket Operations James Traynor
 Director, Ticket Operations Scott Liller
 Manager, Ticket Operations Alfred Jahn
 Associate Manager, Ticket Operations Frank D'Amato
 Supervisor, Ticket Operations Daniel Ubl
 Ticket Office Representatives Michael Rojeski, Anthony Sinchi

YANKEE STADIUM EVENTS, MUSEUM & TOURS

Director, College Football Development John Mosley
 Director, Stadium Tours Brett Seanson
 Senior Museum Curator Brian Richards
 Senior Manager, Brand Strategy & Activation Ilana Avergun
 Senior Manager, Football Development Matt Fox
 Senior Manager, Events & Brand Experiences Jessica Harran
 Manager, Yankee Stadium Events Morgan Browning
 Coordinator, Major Programs Riley Collier
 Senior Coordinator, Stadium Tours Benjamin Diaz

[^] Employed by River Operating Company, Inc.
^{**} Employed by Unity International Group

LEGENDS (YANKEE STADIUM)

Yankee Stadium • One East 161st Street • Bronx, NY 10451
 info@legends.net / www.legends.net / (646) 977-8080

Legends Hospitality is the exclusive provider of concessions, catering, fine dining and merchandising at Yankee Stadium in the Bronx and George M. Steinbrenner Field in Tampa

NEW YORK

President & CEO Shervin Mirhashemi
 President, Hospitality Dan Smith
 Chief Customer Officer Marty Greenspun
 Regional Vice President Richard Porteus
 Vice President, Operations Anthony Parnagian
 Vice President, Merchandising & Licensing Michael Loparo
 In-House Counsel Karen Monteros
 District Manager & General Manager, Concessions Christopher Buffa
 Manager, Concessions, Delta & In Seat Mary Cortez
 Manager, Concessions Lenny Middleton
 Manager, Concessions Thomas Wicks
 Director, Concessions Warehouse Shiv Ally
 Utility Manager Chabbillall Robert
 General Manager, Retail David Rodriguez
 Director, Retail Emanuel Morel
 Manager, Retail Operations Joseph Miranne
 Manager, Retail Warehouse Jerry Martinez
 Assistant General Manager, Premium Services Mike Foster
 Premium Chef Nicholas Karoly
 Premium Chef Derrick Murphy
 Chef, Concessions Carlos Monegro Sosa

Manager, Beverage Ernesto Morel
 Manager, Catering, Audi Club & Pepsi Lounge Jahaira Diaz
 Manager, Legends Club Johnny Shek
 Manager, Premium Purchasing Cristy Reynoso
 Manager, Suites Mia Gibson
 Assistant Manager, Suites Jose Galeano
 Director, Finance Dan Carlone
 Senior Manager, Finance Kelly Loaiza
 Manager, Accounting Erin Nargi
 Associate, Finance Bredy Cueto
 Manager, Human Resources Jaclyn Darigo
 Assistant Manager, Human Resources Laron Wilson
 Manager, Customer Service Odilys Paula
 Manager, Venue Technology Christian Melendez

TAMPA

General Manager Jonathan Halpern
 Special Events & Sales Manager Stephanie O'Driscoll
 Executive Chef Robert Acosta
 Sous Chef Jamar George
 Premium Services Manager Vaden Vanterpool
 Merchandise Manager April Gabriel



PLAYER DEVELOPMENT & SCOUTING

YANKEES PLAYER DEVELOPMENT COMPLEX

3102 N. Himes Ave. • Tampa, FL 33607 • Phone: (813) 875-7569

EXECUTIVES

Vice President, Domestic Amateur Scouting Damon Oppenheimer
Vice President, Player Development Kevin Reese

PLAYER DEVELOPMENT

Director, Player Development Eric Schmitt
Assistant Director, Player Development Stephen Swindal Jr.
Director, Minor League Operations Nick Avanzato
Director, International Operations Victor Roldan
Manager, Player Development Analytics Dan Walco
P.D., Equipment & Clubhouse Operations Manager Ryan Orstein
Clubhouse Manager, Player Development Jamie Ventura
Analysts, Player Development Matt Reiland, George Steinbrenner
Assistant, International Operations Giuliano Montañez
Assistant, Minor League Operations Nick Leon
Assistant, Player Development Austin Zieg
Player Development Advisor, Org. Culture & Accountability Derek Dietrich
Player Development Advisor Pat McMahon

PLAYER DEVELOPMENT COORDINATORS

Senior Director of Pitching Sam Briend
Director, Baseball Development Mario Garza
Complex Coordinator Drew Spencer
Rehab Pitching Coordinator John Kremer
Complex Pitching Coordinator Ben Buck
Minor League Hitting Coordinator Joe Migliaccio
Assistant Minor League Hitting Coordinator Jacob Hirst
Director of Speed Development
& Baserunning / Roving Hitting Coach Matt Talarico
Defensive Coordinator Aaron Gershenfeld
Minor League Infield/Outfield Coordinator Dan Fiorito, Ryan Hunt

PLAYER HEALTH & PERFORMANCE

Medical Coordinator Mark Littlefield
Assistant Medical Coordinator Greg Spratt
Rehabilitation Coordinator David Colvin
Assistant Rehabilitation Coordinator Charlie Domnisch
Minor League Strength & Conditioning Coordinator Kevin Hollabaugh
Assistant Minor League Strength & Conditioning Coordinator Ryan Williams
Rehab Strength Coach Ty Hill
Manual Therapy & Corrective Exercise Coordinator Mike Wickland

MENTAL CONDITIONING

Director, Mental Conditioning Chris Passarella
Coordinator, Cultural Development Héctor González
Video Coordinator, Mental Conditioning Coach David Schnabel
Mental Conditioning Coaches Aaron Barnett, Noel Garcia

PERFORMANCE SCIENCE

Director David Whiteside
Senior Biomechanist Gillian Weir
Senior Analyst Christina Williamson
Engineers Kimber Ashman, Lydia Brough
Lab Technician Kelsey Klug
Coordinator Joe Siara
Skill Acquisition Specialist Tim Buszard

PLAYER DEVELOPMENT VIDEO

Minor League Video Coordinator Zach Iannarelli
Asst. Minor League Video Coordinators Paul Henshaw, Luke Morris
Video Coordinator, International P.D. Eliezer Beard
Video-Trackman Assistants, International P.D. Nelson B. Alvarez,
Javier Deayan, Eduardo Yanes

INTERNATIONAL PLAYER DEVELOPMENT

Executive Director, Latin Baseball Academy Joel Lithgow
Director, Dominican Republic Baseball Operations David Adams
Assistants, Int'l Baseball Ops. Manuel Castillo, J.T. Hernandez

EDUCATION

Lead Teacher/Player Dev. Assistant Melissa Hernandez
Lead Teacher, International P.D. Carolina Crespo
Teacher Camila Velez
Teachers, International P.D. Joel Alvarez Barega, Karla Lister

PROFESSIONAL SCOUTS

Scott Atchison, Kendall Carter, Jay Darnell, Marc DelPiano, Jonathan Diaz, Brandon Duckworth, Raul Gonzalez, Tyler Greene, Shawn Hill, Cory Melvin, Pat Murtagh, Jaylon Pimentel, Jose Ravelo, JT Stotts, Alex Sunderland, Dennis Twombly, Aron Weston, Tom Wilson

AMATEUR SCOUTING

Asst. Dir., Dom. Amateur Scouting, Operations Mitch Colahan
Asst. Dir., Dom. Amateur Scouting, Analytics Scott Benecke
Amateur Scouting & Affiliate Pitching Analyst Scott Lovekamp
National Crosscheckers Mike Wagner
Regional Crosscheckers Tim Kelly, Steve Kmetko,
Darryl Monroe, Matt Ruebel
Pitching Crosschecker Jeff Patterson
Draft Medical Coordinator Joe Metz
Amateur Scouting Video & Administration Coordinator Joe Wielbruda
Amateur Scouting Video Manager AJ Oppenheimer

AMATEUR SCOUTS

Troy Afenir Arizona, Southern California
Tim Alexander Delaware, Maryland, NY (state), Penn., W. Virginia
Chuck Bartlett Alabama, Florida Panhandle, Mississippi
Manny Batista Puerto Rico
Denis Boucher Canada
Ricky Castle Tennessee, Western North Carolina
Jeff Deardorff North Florida
Bobby DeJardin California
Mike Gibbons Indiana, Kentucky, Michigan, Ohio
Billy Godwin Georgia, South Carolina, Chattanooga
Matt Hyde Conn., Maine, Mass., New Hampshire,
New Jersey, New York State, Rhode Island, Vermont
David Keith California, Hawaii, Las Vegas
Steve Lemke Illinois, Iowa, Minnesota, Missouri, Wisconsin
Mike Leuzinger Louisiana, Northern Texas
Ronnie Merrill South Florida
Bill Pintard Southern California
Matt Ranson Arkansas, Colorado, Kansas, Missouri,
Nebraska, North Dakota, Oklahoma, South Dakota
Brian Rhees New Mexico, Southern Texas
Stewart Smothers North Carolina, Virginia, Washington D.C.
Mike Thurman Alaska, British Columbia, Idaho, Montana,
No. California, No. Nevada, Oregon, Utah, Washington, Wyoming

INTERNATIONAL SCOUTING

Director, International Scouting Donny Rowland
Assistant Director, International Scouting Brady LaRuffa
Assistant to Director, Latin America Edgar Mateo
Assistant to Director, Quality Control Ethan Sander
Supervisors, International Scouting Steve Wilson,
Dennis Woody, Ricardo Finol
Crosschecker, International Scouting Juan Rosario
Crosscheckers, Latin America Victor Mata, Jose Gavidia,
Caonabo Cosme, Carlos Levy
Video Coordinator, International Scouting Kurt Bathelt
Video Assistants, Dominican Rep. Smerling Lantigua, Miguel Mojica
Video Assistant, Venezuela Wilelvis Salazar
Manager, Data/Technology, Int'l Scouting Vianco Martinez
Technology/Data Analyst, D.R. Carlos Ravelo
Technology/Data Analyst, Venezuela Victor Deyan

INTERNATIONAL SCOUTS

ABC Islands (Aruba, Bonaire, Curaçao)/Bahamas Rudy Gomez
Australia John Wadsworth
Colombia Alvaro Noriega, Luis Sierra
Dominican Republic Esdras Abreu, Luis Brito, R. Arturo Peña,
Juan Piron, Luis Rodriguez, Jose Sabino
Europe Troy Williams
International Kevin Valera
México Lee Sigman, Doug Skiles
Nicaragua Edgar Rodriguez
South Korea Chi Lee
Taiwan Peng Pu Lee
Venezuela Alan Atacho, Darwin Bracho, Roney Calderon,
Cesar Suarez, Jesus Taico, Luis Tinoco





Harold Z. (Hal) Steinbrenner

Managing General Partner / Chairperson

Hal Steinbrenner begins his 34th season with the New York Yankees organization in 2024 and his 16th as Managing General Partner.

Mr. Steinbrenner's responsibilities include overseeing all areas of the club's business and baseball operations, and directing the financial aspects of the New York Yankees, Yankee Global Enterprises and their affiliates. He has also overseen the dynamic growth of Yankee Stadium as a marquee all-season entertainment venue.

Under Mr. Steinbrenner's leadership, the Yankees have retained and enhanced their global popularity while continuing to field championship-caliber teams. Since taking the position of Managing General Partner, the Yankees' .571 combined winning percentage (1,330-998) is the second-highest in all of baseball.

In 2023, the Yankees drew 3,269,016 fans in 80 dates, averaging 40,863 per gate. Excluding the 2020 and 2021 seasons which had attendance restrictions due to COVID, the Yankees have drawn more than 3 million fans at home in 23 consecutive years, which is an all-time Major League record. Last season, the Yankees also led the American League in average home attendance for the 18th time in 19 restriction-free seasons. The club's Twitter, Facebook, Instagram and TikTok accounts each have the most followers among all Major League Baseball teams, and the Yankees' combined total audience on social media exceeds 16 million fans on a daily basis.

Most recently, Mr. Steinbrenner and the Yankees organization have focused on improving the experience for fans by providing more family-friendly and socially oriented spaces at Yankee Stadium in the Bronx and Steinbrenner Field in Tampa. Yankee Stadium now features a dedicated children's zone as well as a number of unique gathering areas and lounges for all ticketholders to enjoy. Recent Steinbrenner Field enhancements have included new LED field lighting in 2023 and a complete modernization of the seating bowl and concession areas.

Mr. Steinbrenner has also placed a special focus on modernizing and renovating facilities for the organization's players, field staff and team personnel. The home clubhouse at Yankee Stadium underwent a comprehensive renovation during the 2023-24 offseason, including a vast expansion of its footprint and a state-of-the-art redesign of its training areas and collaborative workspaces. At Steinbrenner Field — which serves the Major League club during spring training and the Single-A Tampa Tarpons during the summer — a complete modernization of the clubhouse and player training facilities will be made in two phases with total completion by 2025 spring training.

Mr. Steinbrenner remains deeply engaged with the organization's community outreach in both New York and Tampa. In 2021, Yankee Stadium was transformed into a COVID-19 vaccination center. Also in 2021, Mr. Steinbrenner led the formation of the New York Yankees Diversity and Inclusion Committee, created to identify, engage and address issues related to equality, racial justice and inclusivity.

Mr. Steinbrenner is an active participant in assisting Major League Baseball with the direction of the game, having been appointed by Commissioner Rob Manfred to Major League Baseball's Finance Committee in 2019 and having served as a member of the Labor Policy Committee since 2020. Mr. Steinbrenner previously held a four-year term on Major League Baseball's eight-owner Executive Council from 2015-19.

The 55-year-old son of George Steinbrenner was elected General Partner by the New York Yankees Partnership in 1996, and he held that title for 13 seasons. In 2007, Mr. Steinbrenner was also named Chairman of Yankee Global Enterprises, LLC. In his first full year as Managing General Partner in 2009, the Yankees capped their historic inaugural season in Yankee Stadium with their 27th World Championship.

Mr. Steinbrenner serves on the Board of Directors for Legends, a global premium experiences company delivering holistic solutions for legendary brands in the sports, entertainment and attractions industry. Created with the Dallas Cowboys in 2008, Legends clients include a diverse group of iconic venues, including Yankee Stadium, AT&T Stadium, SoFi Stadium, Allegiant Stadium, Etihad Stadium, Santiago Bernabéu Stadium, One World Observatory and the University of Notre Dame, along with renowned properties like the NFL, MLB, PGA, NASCAR and the 2028 Los Angeles Olympics.

In 2022, Mr. Steinbrenner led a minority investment by YGE in the Italian Serie A Soccer Team AC Milan. Additionally, Mr. Steinbrenner is Chairman and CEO of Steinbrenner Hotel Properties. He also holds the distinction of being Chairman Emeritus for The Board of Directors of the Boys & Girls Club of Tampa Bay Foundation and is a Board Member Emeritus for the Special Operations Warrior Foundation.

Mr. Steinbrenner attended Culver Military Academy and graduated from Williams College in 1991 with a Bachelor of Arts degree. He earned a Master's degree in Business Administration from the University of Florida in 1994.





Jennifer Steinbrenner Swindal

General Partner / Vice Chairperson

Jennifer Steinbrenner Swindal begins 2024 in her 16th full season in the role of General Partner / Vice Chairperson of the New York Yankees. She also serves as the President of the New York Yankees Foundation and Co-President of the New York Yankees Tampa Foundation, overseeing numerous local, regional and national outreach efforts.

Within the scope of her roles, which include the implementation and integration of a wide range of community programs relating to the New York Yankees, Ms. Steinbrenner supervises three Tampa-area Children's Holiday Concerts that have been sponsored by the Steinbrenner family for more than three decades. Over the years, more than 160,000 children have participated in the events, which provide musical education and exposure to the fine arts. She has also been instrumental in the development and growth of the Bronx Winter Wonderland event, which has seen thousands of local youngsters visit the Stadium each year for a holiday extravaganza complete with decorations, festive music and food, and a holiday gift for each child in attendance. Ms. Steinbrenner has also been an active champion of the Yankees' HOPE Week initiative since its inception in 2009, providing the financial support and organizational leadership for the Yankees to shine a spotlight on inspirational individuals and nonprofit institutions in both New York and Tampa.

Ms. Steinbrenner also serves as Vice President and on the Board of Directors of the Gold Shield Foundation, which was established in 1981 by her father, George M. Steinbrenner III. The foundation, which currently covers seven counties in the Tampa Bay area, works to ensure that the families and dependent children of fallen police officers and firefighters receive early financial assistance and are guaranteed funds towards a college education.

Having previously served in the Yankees Public Affairs Department in 1984-85 and spending 23 years actively participating in the philanthropic community, Ms. Steinbrenner has a distinguished record of contributing to various community projects and initiatives, including her current commitment on the Board of Directors of St. Joseph's Hospitals Foundation.

Ms. Steinbrenner holds the honor of Ex-Officio Board Member of Mary Lee's House (a child protection and advocacy center in Tampa). She has also held prior board positions with the Boys & Girls Club of Tampa Bay, Children's Cancer Center of Tampa, Florida State Fair Authority (Executive Committee, Agricultural Committee, and Chairwoman of the Marketing Committee), H.B. Plant Museum at the University of Tampa, New York Pops, Harlem RBI, Florida Orchestra, Tampa Bay Salvation Army, Red Cross Angels of Tampa and Culver Academies. Additionally, Ms. Steinbrenner held the title of Senior Vice President of New Stadium Public Affairs in 2008.

A Morehead Scholar and 1981 graduate of the University of North Carolina with a Bachelor of Science degree in business administration, Ms. Steinbrenner previously served on the UNC Board of Visitors and Parents Council. Ms. Steinbrenner has two children, Haley Swindal Tantleff, and Stephen Swindal, who is the Yankees' Assistant Director of Player Development.

Ms. Steinbrenner was born in Cleveland, Ohio, and makes her home in Tampa, Fla.



Jessica Steinbrenner

General Partner / Vice Chairperson

Jessica Steinbrenner begins 2024 in her 16th full season as General Partner/ Vice Chairperson for the New York Yankees. The younger daughter of George M. Steinbrenner previously served in the role of Senior Vice President for the team in 2008.

Ms. Steinbrenner is the owner of Bach Stables, LLC, a thoroughbred breeding and racing operation, and holds the position of Chief Executive Officer of the Steinbrenner-family-owned Bay Farms Corporation. She also served on the board of the Florida Thoroughbred Breeders' and Owners' Association. Ms. Steinbrenner is actively involved in the aftercare of retired thoroughbreds.

Ms. Steinbrenner served as an Executive Producer for the 2018 full length feature film *The Little Mermaid*, the live-action adaptation of Hans Christian Andersen's classic fairy tale, and the psychological thriller *Fear of Rain*, released in 2021. She has also authored two children's books: *My Sleepy Room* and *My Messy Room*.

Ms. Steinbrenner attended Culver Girls Academy and graduated from Sweet Briar College in Virginia. She has four children and six grandchildren, and currently resides in Tampa, Fla.





Randy Levine

President

Randy Levine begins his 25th season as President of the New York Yankees in 2024. He was named to his position in January 2000, becoming the first person to hold the post with the club since 1986.

Under his supervision and guidance, the franchise constructed the state-of-the-art Yankee Stadium, completing the facility on time for the beginning of the 2009 season, which culminated in the franchise's 27th World Championship. In 2023, the Yankees drew more than 3 million fans at Yankee Stadium and averaged more than 40,000 fans per date, topping the American League in average home attendance for the 18th time in the last 19 restriction-free seasons.

Mr. Levine was a principal founder of the YES Network, which is the most-watched regional sports network in the United States. He was also the lead negotiator in the sale of 80 percent of the network to 21st Century Fox and in 2019 led the negotiation to buy the YES Network from the Disney Company along with partners Amazon, Sinclair Broadcasting, Blackstone, Mubadala and Red Bird Capital. In 2020, Mr. Levine was named as Chairman of the YES Network. In 2008, Mr. Levine was instrumental in creating Legends Hospitality, LLC, with the Dallas Cowboys, which currently operates at the Yankees' and Cowboys' stadiums, as well as many other world-famous venues, including One World Observatory. Most recently in January 2021, he was a leader in the sale of Legends' majority stake to the private equity group Sixth Street Partners. In 2004, Mr. Levine helped organize Yankees-Steiner, a leading sports memorabilia company.

Mr. Levine has also spearheaded the Yankees' international brand expansion, including a transformational partnership in 2013 with Manchester City Football Club to acquire Major League Soccer's 20th expansion team. New York City Football Club (NYCFC) began play in 2015 at Yankee Stadium and has drawn more than 2 million fans in home attendance in their first nine seasons, with the team earning their first MLS Championship in 2021. In 2010, Mr. Levine led a Yankees delegation that visited Tokyo, Beijing and Hong Kong with the 2009 World Series Trophy, marking the first-ever time that the Yankees brought one of their World Series trophies to Asia. In addition, Mr. Levine helped develop the joint venture agreement in Japan between the Yankees and Yomiuri Shimbun, which is the parent company of the Yomiuri Giants.

Under Mr. Levine, the Yankees became the first Major League organization to sign players from both the Israel and China Baseball Leagues, embarked on their first-ever large-scale outreach into Taiwan by holding a clinic for high school players and coaches in Taipei, Taiwan, and established a first-of-its-kind working relationship with the Chinese Baseball Association. Mr. Levine is also the Yankees' principal liaison to Major League Baseball and contributes to player negotiations and contract issues. He is a member and contributor to the New York Yankees Diversity and Inclusion Committee.

Mr. Levine has been at the forefront of bringing a diverse array of entertainment and special events to Yankee Stadium, transforming the venue into a year-round destination for a variety of college football, soccer, hockey, music, boxing and corporate events. Highlights have included the January 2014 Coors Light NHL Stadium Series featuring the New York Rangers, New York Islanders and New Jersey Devils; international soccer matches showcasing the likes of Manchester City, Liverpool, Real Madrid, AC Milan, Paris Saint-Germain and Chelsea; concerts by Paul McCartney, Madonna, Garth Brooks, JAY-Z, Justin Timberlake, Eminem, Bad Bunny, Romeo Santos, the Jonas Brothers and Hip Hop 50 Live; as well as renewing the tradition of college football at the home of the Yankees with over a dozen games featuring iconic institutions such as Notre Dame, Army, Boston College, Syracuse and Penn State.

The Yankees president has also been the driving force behind the creation, organization and implementation of the Bad Boy Mowers Pinstripe Bowl. The nationally broadcast contest — which has averaged more than 38,000 fans per game since its inception in 2010 — provides the schools, their alumni and traveling supporters the unparalleled and thoroughly unique opportunity to enjoy a full week of bowl festivities in New York City during Christmas week. Last year, Mr. Levine played an integral role in Yankee Global Enterprises' strategic investment in A1 Padel, the international padel circuit tour, bringing the first A1 Padel tournament to the United States, which took place at Wollman Rink in Central Park in October 2023.

Before joining the Yankees, Mr. Levine served as New York City's Deputy Mayor for Economic Development, Planning and Administration. He also served as New York City's Labor Commissioner.



From 1995 through 1997, Mr. Levine was Chief Negotiator for Major League Baseball. In 1996, he negotiated the labor agreement that for the first time included revenue sharing, luxury taxes and Interleague play. Prior to that, Mr. Levine served as Principal Associate Deputy Attorney General and Principal Deputy Attorney General at the United States Department of Justice. He has also served as a special delegate to the United States Department of Labor and was vice chair and a board member for Hudson River Park. Mr. Levine presently serves on the board of the Taylor Hooton Foundation, and in 2021 he was honored with the Taylor Hooton Foundation Legacy Award. Mr. Levine also serves on the board of Hofstra University, and has served on the Boards of the ASPCA, George Washington University and the Yogi Berra Museum.

Mr. Levine has served on the Board of Directors of the New Jersey Nets and New Jersey Devils and is a member of the Board of Directors of the YES Network, Legends Hospitality, LLC, AC Milan and NYCFC. He is also an officer of Yankee Global Enterprises, LLC.

In 2022, Mr. Levine was instrumental in arranging YGE's purchase of a minority interest in the Italian Serie A Soccer Team AC Milan. Mr. Levine was also one of the initial founders of the Staten Island FerryHawks of the Atlantic League of Professional Baseball, and he now serves on their Board of Directors. Additionally, Mr. Levine has served on the International, Labor Policy, Diversity and Legislative Committees of Major League Baseball.

Mr. Levine has been a partner in the New York law firm of Proskauer Rose Goetz & Mendelson, was Counsel at the law firm of Akin Gump Strauss Hauer & Feld, and is presently Counsel at the law firm of Jackson Lewis P.C.

Born on February 22, 1955, in Brooklyn, N.Y., Mr. Levine received a Bachelor of Arts degree from George Washington University in 1977, and in 2011 was named Chair of the school's athletic committee. His strategic plan led to the GW basketball team winning its first National Championship, the 2016 National Invitation Tournament. He now serves as vice chair of the Hofstra Athletic Committee. In 2018, *City & State* magazine named Mr. Levine one of its 50 over 50 leaders in New York. In 2023, the publication included him in their Bronx Power 100 List, featuring leaders in politics, media, business and beyond. Most recently, *City & State* named Mr. Levine one of the Top 100 Economic Development Leaders in the city. *Business Week* listed him as one of the top 100 influential people in sports. Mr. Levine has also garnered six Emmy Awards. He received his J.D. from Hofstra University School of Law in 1980. Mr. Levine and his wife, Mindy, reside in Manhattan.

New York Yankees Presidents (Chief Executive Officers)

Joseph W. Gordon	1903-06
Frank J. Farrell	1907-14
Jacob Ruppert	1915-39
Ed Barrow	1939-45
Larry MacPhail	1945-47
Daniel R. Topping	1947-53
Dan Topping / Del E. Webb	1954-64
Dan Topping	1964-66
Michael Burke	1966-73
Gabe Paul	1973-77
Al Rosen	1978-79
George M. Steinbrenner	1979-80
Lou Saban	1981-82
Eugene McHale	1983-86
RANDY LEVINE	2000-present



Yankees president Frank Farrell presents a trophy to Yankees manager Harry Wolverton as Red Sox and Yankees players look on at Hilltop Park on April 11, 1912.





Ready for take off.

Inside every 2024 Nissan Rogue is a powerful, fuel efficient VC-Turbo engine ready to turn your drive into an unforgettable ride.

Shop online at [NissanUSA.com](https://www.nissanusa.com)



Lon A. Trost

Chief Operating Officer

Lon A. Trost began working for the New York Yankees in April 1975 as the Yankees' outside counsel and transitioned to serving as the club's Executive Vice President and General Counsel from 1997-99. On January 10, 2000, Mr. Trost was named the New York Yankees Chief Operating Officer in addition to continuing as the club's General Counsel.

The 2024 season is Mr. Trost's 49th year representing and/or working for the New York Yankees. Mr. Trost is responsible for the overall day-to-day functioning of the Yankees' operations. Under his direction, the Yankees have seen tremendous growth in brand recognition and sponsorship opportunities, while drawing more than 3 million fans at home for a Major League-record 23 consecutive seasons (1999-2019, '22-23), excluding the 2020 and 2021 seasons which had government-mandated COVID-related crowd limitations. During that 23-season stretch, the Yankees have established single-season home attendance records nine times (1998-99; 2002-08). In addition, the Yankees have topped the American League in average home attendance in 18 of the last 19 seasons with unrestricted attendance.

Additionally, Mr. Trost, along with Hal Steinbrenner and Randy Levine, spearheaded the most complex undertaking in New York Yankees history — construction and development of Yankee Stadium, which is the largest privately funded building project in the history of the Bronx. While remaining true to the architectural grandeur of the 1923 original, the current facility is one of the most technologically advanced sports venues in the world. In the 2016-17 offseason, Mr. Trost facilitated a series of major structural enhancements with Marty Greenspun, Sr. Vice President of Strategic Ventures, designed to improve the experience for all fans at Yankee Stadium. The new upgrades included a first-ever children's play zone and seven new social gathering spaces.

Mr. Trost has played a significant role in Yankee Stadium becoming a year-round multi-purpose home to special events. Since 2010, Yankee Stadium has played host to an array of landmark activities that transcend baseball, including the 2014 Coors Light NHL Stadium Series featuring the New York Rangers, New York Islanders and New Jersey Devils; concerts by Paul McCartney, Madonna, Garth Brooks, JAY-Z, Bad Bunny, Romeo Santos, Justin Timberlake, Eminem, the Jonas Brothers and Hip Hop 50 Live; a world championship boxing match between Miguel Cotto and Yuri Foreman; as well as renewing the tradition of college football at the home of the Yankees with games featuring iconic institutions such as Notre Dame and Army. In addition, Mr. Trost has been an integral figure in the development and growth of the Bad Boy Mowers Pinstripe Bowl — held annually during Christmas week. The event has averaged more than 38,000 fans since its inception in 2010.

Mr. Trost was also responsible for reintroducing a long-dormant Yankees tradition of hosting marquee professional soccer at Yankee Stadium. Since 2012, some of the most high-profile soccer teams in the world — AC Milan, Chelsea, Liverpool, Manchester City, Paris Saint-Germain and Real Madrid — have played "friendly" summertime matches in front of more than 200,000 fans. In 2013, the Yankees established a partnership with Manchester City Football Club and jointly acquired Major League Soccer's 20th expansion team. New York City Football Club (NYCFC) began play in 2015 at Yankee Stadium and has drawn over 2 million in home attendance through its first nine seasons. In 2021, NYCFC earned its first MLS Championship title.

Before joining the Yankees, Mr. Trost was a partner and member of the Executive Committee of the law firm of Shea and Gould from 1972 to 1994. He was also a partner at the New York law firm of Herrick-Feinstein from 1994 to 1997. While with these firms, he served as outside general counsel for numerous sports franchises, institutions and agents. Among his clients were the New York Yankees and Mets, the New Jersey Nets and Devils, the National Baseball Hall of Fame and Little League Baseball.

Mr. Trost was instrumental in the creation of the YES Network and is a member of its Board of Directors. In addition, he serves as an officer and on the Board of Directors for Yankee Global Enterprises and is on the Board of Directors for Legends Hospitality, both of which he participated in founding. While he maintains his responsibilities with the New York Yankees Partnership and the Yankees' other affiliates, he is also involved with the Tourette Syndrome Association.

Mr. Trost began his legal career in 1971 with the U.S. Justice Department, Office of Chief Counsel (Treasury Department). A 1968 graduate of Hunter College in the Bronx, Mr. Trost received his J.D. from Brooklyn Law School in 1971. He resides in Monroe Township, N.J., with his wife, Carol. They have two children, Evan and Audra, and six grandchildren, Ariella, Alexander, Aspen, Adley, Bryn and Brooklyn.





Brian Cashman

Senior Vice President, General Manager

Brian McGuire Cashman has literally grown up in the Yankees family. He joined the organization in 1986 as a 19-year-old intern in the Minor League and Scouting Department and now holds one of the most demanding jobs in sports as Yankees Senior Vice President and General Manager.

Over the course of his 38 seasons with the team, he has earned five World Series rings, including four as General Manager. Since the Dodgers' Buzzie Bavasi in the 1950s and 60s, Mr. Cashman is the only General Manager to win four World Series titles in that role. Notably, he has won his titles with two different managers — Joe Torre in 1998, 1999 and 2000, and Joe Girardi in 2009.

Mr. Cashman assumed his current post on February 3, 1998. At age 30, he became the second-youngest General Manager in Baseball history. In his first season, he became the youngest-ever GM to win a World Series, and with championships in 1999 and 2000, he became the only GM in Baseball history to win world titles in each of his first three seasons. A pennant in 2001 gave him four straight League Championships, placing him alongside Hall of Fame Yankees General Managers Ed Barrow (1936-39, four) and George Weiss (1949-53, five) as the only GMs in Baseball history to win four-or-more straight league titles at any point in their careers.

Among his peers, Mr. Cashman has achieved unparalleled success while carrying on the winning tradition of the Yankees. His lifetime winning percentage of .585 (2,404-1,702-2) is the highest of any General Manager with at least 10 seasons of experience whose career began in 1950 or later and marks the best team winning percentage in the Major Leagues during that same stretch.

Embarking on his 27th season as Yankees General Manager in 2024, Mr. Cashman is the longest-tenured GM in Major League Baseball and the longest-serving GM in Yankees franchise history, surpassing Ed Barrow's 24 1/2-year tenure (Barrow led the team from October 28, 1920, through February 20, 1945).

The Yankees have been mathematically eliminated from postseason contention in just 22 of the 4,108 regular season games played under Cashman's watch, while his clubs have earned postseason berths in 21 of his 26 seasons as GM (1998-2007, '09-12, '15, '17-22), claiming 14 Division titles, six American League championships and four World Series titles. Since 1998, the Yankees' 21 postseason berths are the most in the Majors — four more than Atlanta (17), who rank second in that span. The 21 playoff appearances are also eight more than any other American League team (Boston-13). Cashman's feat of reaching the playoffs in each of his first 10 seasons (1998-2007) remains unmatched in Baseball history.



Best Winning Percentage for General Managers Whose Careers Began in 1950-or-Later

(Min: 1,000 wins / *Active / Incl. Supervisors of Baseball Ops. with Other Titles / Excludes ties)

General Manager	Seasons (Years)	Record	Pct.
1. BRIAN CASHMAN*	26 (1998-present)	2,404-1,702	.585
2. Andrew Friedman*	18 (2006-present)	1,598-1,217	.568
3. John Schuerholz	26 (1982-2007)	2,348-1,794	.567
4. Bob Howsam	15 (1964-77, '84)	1,294-1,010	.562
5. Al Campanis	19 (1969-87)	1,576-1,283	.551
6. Theo Epstein	18 (2003-20)	1,544-1,270	.549
7. Chub Feeney	20 (1950-69)	1,724-1,425	.547
8. John Mozeliak*	16 (2008-present)	1,360-1,128	.547
9. Alex Anthopoulos*	12 (2010-15, '18-pres.)	1,004-837	.545
10. Frank Cashen	15 (1972-75, '80-90)	1,265-1,093	.536

Credit: Bill Arnold of Sports Features Group



In addition, the Yankees have posted a winning record in each of Cashman's 26 seasons as General Manager, winning at least 82 games in each 162-game season. The Elias Sports Bureau notes that the Yankees are the only Major League franchise to have 26 straight winning seasons at any point in its respective history, also having achieved the feat from 1926-64. The Los Angeles Dodgers (13) own the next-longest active consecutive-season winning streak in the Majors, and the Tampa Bay Rays (six) hold the second-longest active streak in the American League. Excluding the abbreviated 60-game 2020 season, the Yankees have averaged 94.8 wins per year during Cashman's tenure. The Los Angeles Dodgers are the only other Major League team to average 90-or-more wins in that span (90.3). Additionally, just one other American League team has averaged at least 85 wins per 162-game season (Boston, 89.0) in that span.

There have been four women in Major League history to hold the position of Assistant General Manager, and Mr. Cashman has hired two of them: Jean Afterman, the Yankees' current Senior Vice President and Assistant General Manager; and Kim Ng, who worked for the Yankees from 1998-2001 and became the first female General Manager in MLB history with her appointment by the Miami Marlins during the 2020-21 offseason.

In 2015, Billy Eppler was named General Manager of the Los Angeles Angels of Anaheim, and along with Ng, served as Assistant General Managers who worked under Mr. Cashman to eventually hold the title of GM with another Major League club.

Various groups have honored the achievements of the Yankees and Mr. Cashman. With the club's most recent World Series title, the Yankees were named "2009 Male Team of the Year" by the United States Sports Academy and were nominated as "Team of the Year" in the Laureus World Sports Awards competition. In both 1998 and 2000, the Yankees earned ESPY Awards — presented by ESPN — as "Outstanding Team of the Year," and were named "Organization of the Year" by *Baseball America* in 1998 and by *USA Today* in 1999.

Mr. Cashman has been honored as "Executive of the Year" six times: by *Baseball America* in 2017; the Boston Chapter of the BBWAA in 2000, 2009 and 2017; and in 1999 and 2003 by the New Jersey Sportswriters' Association. In 2001, he received his third consecutive "40 Under 40" Award presented by *Street & Smith's Sports Business Journal* to recognize the top 40 people under the age of 40 who have made the greatest impacts in the sports business industry. He has since been inducted into the publication's "40 Under 40" Hall of Fame. In 2003, Mr. Cashman was honored by the Latino Sports Writers and Broadcasters Association with their annual "Latino Achievement Award" for his contributions to the Latino media.

Philanthropy and community involvement play equally important roles in Mr. Cashman's scope of work. For the past 14 years, he has served on the Board of Directors of Covenant House International, which provides services for homeless youth. He was honored by the organization with their Beacon of Hope Award in 2011, having participated in the group's CEO Solidarity Sleepout event in each of the last 13 years. In 2019, Mr. Cashman and the Yankees hosted the event at Yankee Stadium, where Covenant House supporters raised money and drew attention to the cause by sleeping outside in the Stadium's Great Hall.

NEW YORK YANKEES DURING BRIAN CASHMAN'S TENURE

Year	Record	Win%	Fin. in AL East
1998*	114-48-0	.704	1st (+22.0)
1999*	98-64-0	.605	1st (+4.0)
2000*	87-74-0	.540	1st (+2.5)
2001*	95-65-1	.594	1st (+13.5)
2002*	103-58-0	.640	1st (+10.5)
2003*	101-61-1	.623	1st (+6.0)
2004*	101-61-0	.623	1st (+3.0)
2005*	95-67-0	.586	1st (tied)
2006*	97-65-0	.599	1st (+10.0)
2007*	94-68-0	.580	2nd (-2.0)
2008	89-73-0	.549	3rd (-8.0)
2009*	103-59-0	.636	1st (+8.0)
2010*	95-67-0	.586	2nd (-1.0)
2011*	97-65-0	.599	1st (+6.0)
2012*	95-67-0	.586	1st (+2.0)
2013	85-77-0	.525	T3rd (-12.0)
2014	84-78-0	.519	2nd (-12.0)
2015*	87-75-0	.537	2nd (-6.0)
2016	84-78-0	.519	4th (-9.0)
2017*	91-71-0	.562	2nd (-2.0)
2018*	100-62-0	.617	2nd (-8.0)
2019*	103-59-0	.636	1st (+7.0)
2020*	33-27	.550	2nd (-7.0)
2021*	92-70	.568	T2nd (-8.0)
2022*	99-63	.611	1st (+7.0)
2023	82-80	.506	4th (-19.0)
2,404-1,702-2			.585

Bold=most wins in AL

Italic=tied for most wins in AL

* Qualified for postseason (21 of 26 seasons)

Five times under Cashman, the Yankees have recorded the most wins in the Majors: 1998, 2002 (tied w/ OAK), 2003 (tied w/ ATL), 2006 (tied w/ NYM), 2009.

The Yankees' .585 winning pct. under Cashman marks the highest for any MLB team over the stretch (1998-present). Additionally, the club's 2,404 regular season wins over the span are 103 more than the second-best team (LAD-2,301).



Mr. Cashman also serves on The Players Alliance MLB Club Executive Advisory Committee and the New York Yankees Diversity and Inclusion Committee.

In 12 straight offseasons from 2010 through 2021, Mr. Cashman rappelled down the 22-story Landmark Building in Stamford, Conn., as part of the Christmas-themed Heights and Lights Program, promoting activity in the city's downtown business district. In 2013, he joined the Board of Directors for TGEN (Translational Genomics Research Institute) Pancreatic Cancer. He also traveled to Vermont in November 2011 to join fellow GMs Theo Epstein and Neal Huntington at an event organized by ESPN's Buster Olney to support farm relief in the wake of Tropical Storm Irene.

For his efforts at work and in the community, Mr. Cashman was presented with the 2018 Joan Payson/Shannon Forde Community Service Award by the N.Y. Chapter of the BBWAA and the 2016 Jacob K. Javits Lifetime Achievement Award by the ALS Association Greater New York Chapter. He was also recognized by the Catholic Youth Organization of New York with the 2011 John V. Mara Sportsman of the Year Award and the 2005 Ossie Davis Award for Inspirational Leadership for promoting diversity in the workplace.

His career as a full-time Yankees employee began following his graduation from Catholic University in 1989, when Mr. Cashman became a full-time Assistant in Baseball Operations. He was later promoted and transferred to Tampa, Fla., where he served as Assistant Farm Director from 1990 to 1992. He returned to New York and became Assistant General Manager, Baseball Administration in November 1992.

Born on July 3, 1967, in Rockville Centre, N.Y., Mr. Cashman grew up in Lexington, Ky. He attended Georgetown Prep in Rockville, Md., and was inducted into the school's Athletic Hall of Fame in 2015. Mr. Cashman also attended Catholic University in Washington, D.C., where he majored in history. He played intercollegiate baseball for the Cardinals, breaking the then-team record for hits in a single season, and was recently named part of the 2020 induction class of Catholic University's Athletic Hall of Fame. His love for baseball developed when former Brooklyn Dodger Ralph Branca and his wife, Ann, arranged for him to serve as a batboy for the Los Angeles Dodgers in spring training in 1982.



For the past 14 years, **Brian Cashman** has served on the Board of Directors of Covenant House International, which provides services for homeless youth. He was honored by the organization with their Beacon of Hope Award in 2011. Additionally in each of the last 13 years, Cashman has participated in the group's CEO Solidarity Sleepout to raise money and draw attention to its cause.



Fine Foods Since 1908



Available at
C-Town & Bravo Stores





Jean Afterman

Senior Vice President, Assistant General Manager

Jean Afterman enters her 23rd season as the Yankees' Assistant General Manager and 13th as Senior Vice President in 2024. At the time of her appointment, she became only the third female to hold the position of Assistant General Manager in Major League Baseball history.

Ms. Afterman has been an integral part of the Yankees' efforts and operations in Asia. In her first year with the Yankees, she was instrumental in developing the club's relationship with the Yomiuri Giants of the Japan Central League and signing three-time MVP Hideki Matsui. In 2007, she joined team President Randy Levine and General Manager Brian Cashman on a week-long trip to Asia that concluded with a working agreement with the Chinese Baseball Association. She once again joined Levine and Cashman in 2010, when the Yankees brought the 2009 World Series trophy to Tokyo, Beijing and Hong Kong. While in Hong Kong, Ms. Afterman was given the honor of throwing out one of the ceremonial first pitches at the 2010 Phoenix Cup, an annual international women's baseball tournament.

Her contributions and leadership have been repeatedly recognized throughout her baseball career. Ms. Afterman was selected as one of the "50 Most Powerful Women in New York" by the *New York Post* in 2003 and 2007, and was named one of the 2004 "Power 100" by the *Sporting News*. In 2007, Ms. Afterman was profiled as one of *Crain's New York Business*' "100 Most Influential Women in New York Business," and in 2008, she was noted by *Forbes* as one of the top female executives in Baseball. In 2010, Ms. Afterman was named by WISE (Women in Sports and Events) as one of the "Women of the Year," and was tabbed by *New York Moves* magazine as a "Power Woman." In 2013, she was again profiled on the front page of her hometown newspaper, the *San Francisco Chronicle*.

In more recent years, Ms. Afterman was named one of *Street & Smith's Sports Business Journal's* 2017 "Game Changers," and her story was featured on the YES Network and ESPN.com. She was named one of *Crain's New York Business*' "2019 Most Notable Women in the Business of Sports," and was awarded *Baseball America's* "2019 Trailblazer of the Year Award," becoming the inaugural winner of the honor. In 2021, she was again honored when she was recognized by the *Sports Business Journal* as one of its class of 2021 members of "The Champions: Pioneers and Innovators in Sports Business." She was also saluted for her contributions to baseball during the 2021 offseason with a Baseball Service Award from the New York Pro Scouts Association.

Ms. Afterman is a frequent guest speaker on the topics of women in sports and the business of baseball, having participated in events sponsored by Major League Baseball, Columbia Business School, New York University, SABR, Beyond Sport, the Sports Lawyers Association and WISE, among others. In 2018 and 2019, Ms. Afterman was a member of the Steering Committee for the Integrity and Impact Award presented at the BT Sport Industry Awards in London.

Ms. Afterman joined the Yankees with a diverse business and legal background, focusing on international sports and licensing with an emphasis on U.S.-Japan matters. Prior to joining the Yankees, she managed her own practice, providing athletic representation and management with a specialization in arbitration proceedings. From 1994-99, Ms. Afterman was General Counsel at KDN Sports, Inc., and handled business and legal affairs for international baseball clients, including Hideo Nomo, Hideki Irabu, Masato Yoshii, Alfonso Soriano and more than 30 Major and Minor League players. In 1996, Ms. Afterman was appointed by the U.S. Secretary of Agriculture to a federal advisory committee, the National Organic Standards Board.

A graduate of the University of California at Berkeley in 1979, Ms. Afterman was the recipient of the Rosalynn Schneider Eisner Prize and the Mark Goodson Scholarship Grant. She received her J.D. from the University of San Francisco School of Law in 1991. In 2009, she was named "Alumni of the Year" by the Katherine Delmar Burke School in San Francisco.

For many years, Ms. Afterman maintained an active role in the Bronx community, working closely with P.S. 35, an elementary school within walking distance of Yankee Stadium. For more than a decade, she organized Yankees-sponsored Read-A-Thons and directed a mentoring program which matched Yankees employees with fourth and fifth grade students. Additionally, she has worked with high school-aged students through New York City's Explorers program, which engages young people through career-orientation programs. She received the 2009 "Exploring Leadership Award" for her work with the group.

In 2012 and 2013, she served on the Board of Trustees of the Women's Sports Foundation, and in 2015, she was appointed to serve on the advisory committee that oversees the Commissioner's Front Office and Field Staff Diversity Pipeline Program. In 2018 and 2019, Ms. Afterman served on the Board of Directors of DREAM (formerly Harlem RBI) and in 2020, she joined the Board of the Major League Baseball Players Alumni Association. Most recently, in 2021, Ms. Afterman joined the Board of Beyond Sport.





Michael Fishman

Vice President, Assistant General Manager

Michael Fishman begins his seventh season as a Vice President and 10th season as an Assistant General Manager, working with General Manager Brian Cashman in all areas related to baseball operations, including player acquisitions and evaluation, roster management, staffing and personnel decisions, player contract negotiations and salary arbitration. In addition, he oversees all aspects of the club's baseball research, statistical analysis, and baseball information systems.

The 2024 season marks his 20th year with the Yankees organization, having been hired by the club in July 2005 as a Baseball Operations Analyst. From November 2006 through the 2014 season, he was the club's first Director of Quantitative Analysis, responsible for all of the Yankees' proprietary baseball operations systems and assembling a staff devoted to quantitative research. In this role, he oversaw all statistical research projects, providing information, recommendations and advance scouting reports to the baseball operations department and coaching staff. He also oversaw the baseball operations internship program.

Prior to joining the Yankees, Mr. Fishman was an actuarial associate with AXA Equitable Life Insurance Company.

Born in New York City and raised in Fairfield, Conn., Mr. Fishman graduated summa cum laude and Phi Beta Kappa from Yale University in 2001 with a Bachelor of Arts in Mathematics.

Over the last several seasons, Mr. Fishman has regularly given his time to school-age children and graduate students, speaking to them on a variety of topics related to the application of mathematics in the professional world.

He resides in Westchester Co., N.Y., with his wife, Sheryl, his daughter, JJ, and his son, Ellis.



Tim Naehring

Vice President, Baseball Operations

Tim Naehring begins his ninth season as Vice President of Baseball Operations with the Yankees, assisting General Manager Brian Cashman with player acquisitions, roster management and evaluation of all player personnel.

This season marks his 17th with the Yankees, having served as a professional scout from the fall of 2007 through the end of the 2015 season. After covering the minors and Majors in 2008, he was primarily responsible for covering the National League and crosschecking the American League from 2009-15.

Mr. Naehring began his front office career with the Cincinnati Reds during spring training in 1999, becoming a special assistant to general manager Jim Bowden. From October 2000 through 2005, he was the Reds' Director of Player Development, and he also held the role of Minor League Field Coordinator from October 2000 through 2003 and during the 2006 and 2007 seasons.

A native and current resident of Cincinnati, Mr. Naehring is a 1985 graduate of La Salle High School, where he was a three-sport athlete in baseball, soccer and basketball. He attended Miami (Ohio) University from 1985-88 and was named Mid-American Conference Player of the Year after his final season.

In June of 1988, he was drafted by the Boston Red Sox in the eighth round of the First-Year Player Draft. Mr. Naehring went on to play parts of eight Major League seasons with Boston from 1990-97, batting .282 (527-for-1,872) with 49 home runs and 250 RBI in 547 career games before a torn right elbow ligament ended his career on June 23, 1997.

In 1996, Mr. Naehring founded the Athletes Reaching Out Foundation (ARO), which has funded various good works in the greater Cincinnati area, including a mini-Fenway Park in Miamitown, Ohio.

He and his wife, Kris, have a daughter, Jamison, and a son, J.T.





Damon Oppenheimer

Vice President, Domestic Amateur Scouting

Damon Oppenheimer enters his 32nd season with the Yankees and 22nd as a Vice President in the organization's scouting department. Since 2005, Mr. Oppenheimer has fully directed the Yankees' efforts related to Major League Baseball's First-Year Player Draft, including the evaluation of all eligible players and the Yankees' selections. As part of his responsibilities, he manages all of the club's crosscheckers and area scouts throughout the United States, Canada and Puerto Rico.

Mr. Oppenheimer was twice honored during the 2018-19 offseason. He was first acknowledged by his scouting peers at the Baseball Winter Meetings with the 2018 "West Coast Scout of the Year Award." Then in January 2019, he received the "George Genovese Lifetime Achievement in Scouting Award" from the Professional Baseball Scouts Foundation at the 16th Annual "In the Spirit of the Game" Awards Dinner.

This season marks his 10th with the title of Vice President of Domestic Amateur Scouting. Between 2003 and 2014, he held various other Vice President titles, including those for Amateur Scouting (2007-14), Scouting (2005-06), Player Development and Scouting (2004) and Professional Scouting (2003).

A native of San Diego, Calif., Mr. Oppenheimer began his player development career as a part-time scout for the Padres while finishing his degree at the University of Southern California. He was hired as a full-time scout by San Diego in 1988, continuing in that role until he joined the Yankees as the Midwest crosschecker in 1993.

Mr. Oppenheimer became the team's Western crosschecker for the 1995 season and briefly joined the Texas Rangers as a national crosschecker from November 1995 through July 1996 before returning to the Yankees in August 1996 as a national crosschecker. He also served as the Yankees' director of player personnel from 2000-02.

The former USC catcher batted .364 in 1985, earning Pac-10 All-Conference honorable mention before being selected by Milwaukee in the 18th round of that June's First-Year Player Draft. He appeared in 12 games for Single-A Beloit in 1985 before getting injured the following year in spring training, ending his professional playing career. Mr. Oppenheimer returned to school and received his bachelor's degree in exercise science in 1987.

He and his wife, Tina, reside in Wesley Chapel, Fla., and have three children: A.J., Sierra and Gehrig.



Kevin Reese

Vice President, Player Development

Kevin Reese begins his 23rd year with the Yankees organization, his 17th as a scout or member of the front office, and his third as Vice President of Player Development after four years (2018-2021) of heading up the department with the title of Senior Director of Player Development.

Mr. Reese is responsible for setting the long-term strategy and day-to-day direction for Yankees' affiliates in the U.S. and the Dominican Republic, including all player-related and coaching activities. Mr. Reese also manages the hiring and assignments of all affiliate coaches and field staff and directs all player promotions and releases.

Over the last seven years, Mr. Reese has overseen a transformation of the Yankees' player development efforts, implementing a collaborative and holistic approach that integrates various Yankees departments, including Performance Science, Baseball Analytics and Player Health & Performance. Under his direction, facilities at all levels have been modernized and expanded and coaching philosophy has been unified to maximize the potential of both players and coaches. Some of the projects that have taken place during his tenure include the construction of a biomechanics lab and pitching development center at the Yankees' minor league complex in Tampa, expansion of the video resources across all affiliates and the build-out of facilities and operational guidelines for player development at Somerset (Double-A) and Hudson Valley (High-A), which joined the Yankees' affiliate system for the 2021 season.

Mr. Reese is also a charter member of the New York Yankees Diversity and Inclusion Committee, which was established at the start of 2021 to identify, engage and address issues related to equality, racial justice and inclusivity.

Mr. Reese joined the Yankees Pro Scouting Department at the conclusion of his playing career and held the title of Professional Scout from 2008 through 2014. For the three seasons from 2015-17, he was the Yankees' Director of Pro Scouting, coordinating scout coverage and report intake while using compiled information to help guide trade discussions and free agent signings. Additionally, Mr. Reese scouted the Yankees' own affiliates, organized advance scouting for the postseason and contributed to the construction of the Yankees' Major League and minor league rosters.

A native of San Diego, Calif., Mr. Reese was originally selected by the Padres in the 27th round of the 2000 First-Year Player Draft from the University of San Diego, where he was a two-time West Coast Conference first-team selection and was later named to the West Coast Conference's 40th Anniversary All-Conference Team in 2007. On December 18, 2001, he was acquired by the Yankees in exchange for infielder Bernabel Castro.

Over 849 games across eight minor league seasons from 2000-07 (including 2000-01 with the Padres organization), Mr. Reese, a left-handed-hitting outfielder, posted a .292 (953-for-3,269) batting average with 546 runs scored, 192 doubles, 37 triples, 67 home runs, 395 RBI, 372 walks, 138 stolen bases, a .370 on-base percentage and an .804 OPS. Mr. Reese also appeared in 12 Major League games with the Yankees over two seasons (2005-06), batting .385 (5-for-13) with two runs scored, one RBI, two walks and one stolen base.

He and his wife, Laura, reside in Odessa, Fla., and have four children: Jackson, Kannon, Brooklyn and Gwynn.



V O L V O

Meet the Volvo XC60 Recharge plug-in hybrid.


The electric car with a back up plan.



Lease and receive a \$7500 lease bonus

Lease Bonus is available to qualified customers that lease a new, untitled Recharge model and meet Volvo Car Financial Services (VCFS) credit standards at authorized Volvo Retailers. Not everyone will qualify. Offer is subject to vehicle availability. Offer available at participating retailers. See your Volvo Retailer for details.

Yankees HOPE Week



The 2023 season marked the Yankees' 14th edition of HOPE Week (Helping Others Persevere & Excel) – an initiative rooted in the belief that acts of goodwill provide hope and encouragement to more than just the recipient of the gesture. Unfortunately, the COVID-19 pandemic prevented the Yankees from hosting the annual event in 2020.

Each day during HOPE Week, the Yankees reach out to an individual, family or organization worthy of recognition and support. Whenever possible, the Yankees will attempt to personally connect with individuals in the settings of their greatest successes at locations that honor the spirit of their noble endeavors. All outreach in the community ultimately culminates with recognition at Yankee Stadium during a Yankees game.

HOPE Week is about people helping people. The one thing everybody has — no matter their background or financial situation — is time. By involving every one of our players and coaches, along with Manager Aaron Boone, General Manager Brian Cashman, our minor league affiliates and front office staff, we are sending the message that everyone can give of themselves to make their community a better place. Equally significant during HOPE Week is garnering publicity for the highlighted causes and organizations. The greatest challenge facing many not-for-profits is generating interest, awareness and funding for their missions.

Below is a recap of our most recent HOPE Week events in 2023.

YANKEES RECORD DURING HOPE WEEK		
YEAR	W-L	DATES
2009	5-0	7/20-24
2010	3-2	8/16-20
2011	2-2	7/25-29
2012	3-2	6/25-29
2013	3-2	7/8-12
2014	4-0	6/16-20
2015	3-2	8/17-21
2016	5-0	6/6-10
2017	2-2	5/22-26
2018	3-1	6/11-15
2019	5-0	6/17-21
2021	1-2	6/28-7/2
2022	1-3	7/11-15
2023	2-3	7/3-7
TOTAL	42-21	(.667)

MONDAY, JULY 3, 2023

The Yankees honored Buffalo Bills safety **Damar Hamlin** and former Fordham University softball player **Sarah Taffet** to kick off HOPE Week. In a similar situation as Hamlin's life-altering moment, Taffet was resuscitated during a game with CPR and an automated external defibrillator (AED) by a Fordham athletic trainer and other medical professionals on Oct. 3, 2021. **Gerrit Cole**, **Anthony Rizzo**, **Luis Severino**, **Anthony Volpe**, **Tommy Kahnle**, **Michael King**, **Isiah Kiner-Falefa**, **Kyle Higashioka**, **Jake Bauers**, bench coach **Carlos Mendoza** and Head Athletic Trainer **Tim Lentych** took part in CPR training in the Yankee Stadium outfield with Hamlin, Taffet, the **American Heart Association** and **NYC Public School Athletic Leagues (PSAL)** personnel.



Damar Hamlin [L] and Sarah Taffet exchange a fist bump before taking an American Heart Association CPR class along with Yankees players on the field at Yankee Stadium.

TUESDAY, JULY 4, 2023

The Yankees honored MLB Network researcher **Sarah Langs** on the 84th anniversary of Lou Gehrig making his famous "Luckiest Man" speech. Langs and other women from the organization **Her ALS Story** took a pregame tour of Monument Park and the Yankees Museum presented by Bank of America, then attended **Manager Aaron Boone's** morning press conference, where Langs joined Boone on the dais and Langs' parents learned they were throwing out the ceremonial first pitch from **Gerrit Cole**. The Stadium video board played a prerecorded recitation of Gehrig's full speech as voiced by Yankees players, Sarah and women from Her ALS Story, and the women were side-by-side on the field with the Yankees starting lineup for the national anthem.



Manager Aaron Boone [R] catches up with Sarah Langs in Monument Park prior to the Yankees' July 4th game.

President's Volunteer Service Award

At the conclusion of each of the last 13 HOPE Weeks (2010-19, '21-23), the Yankees have been honored with the **President's Volunteer Service Award**, given "in recognition and appreciation of commitment to strengthening the nation and for making a difference through volunteer service." The awards are bestowed by **AmeriCorps**, which empowers Americans from all backgrounds to answer the President's Call to Service. The Yankees encourage fans to visit **AmeriCorps.gov** to find service and volunteer opportunities in their communities.



AmeriCorps



WEDNESDAY, JULY 5, 2023

The Yankees continued their celebration of HOPE Week by recognizing the recently restored Paterson, N.J., Negro Leagues venue **Hinchliffe Stadium**. Following a tour of the facility, a group of Yankees players, coaches and staff, including **Gleyber Torres**, **Nestor Cortes**, **Jose Trevino**, **First Base Coach Travis Chapman**, **Bullpen Coach Mike Harkey** and **Baseball Operations Senior Advisor Omar Minaya**, hosted a baseball clinic for two local youth teams, the Paterson Divas and the Silk City Bombers. The visit coincided with the 76th anniversary of Paterson native Larry Doby breaking the American League color barrier on July 5, 1947. Doby's grandson **Scott Hutchins**, and **Paterson Mayor Andre Sayegh** were also in attendance and addressed the group.



Yankees players, including Gleyber Torres [L], hosted a baseball clinic for two local youth teams, the Paterson Divas and the Silk City Bombers, to celebrate the restoration of Hinchliffe Stadium.

THURSDAY, JULY 6, 2023

The Yankees honored founder **Joann Ferrara** and her organization, **Dancing Dreams**, a nonprofit that provides dance classes and performance opportunities for boys and girls ages 3 to 21 who have medical or physical challenges. The organization's goal is to allow its dancers to experience the joy of dance regardless of their abilities. Classes are adapted so each child can participate to the best of his or her own unique skill set. The program focuses on abilities — not disabilities. **Yankees Manager Aaron Boone** and Yankees players **Harrison Bader**, **Domingo Germán**, **Wandy Peralta** and **Albert Abreu** joined the participants for a dance class at their studio in Bayside, Queens.



Harrison Bader [R] dives in with Dancing Dreams students at a class in their Bayside, Queens, studio.

FRIDAY, JULY 7, 2023

The Yankees honored **Street Lab** to conclude the 14th edition of HOPE Week. Co-founded by **Leslie** and **Sam Davol**, Street Lab is a nonprofit that creates temporary "pop-up" programs for city streets and public places in New York City, including parks, plazas and parking lots. Designed for all ages, these transportable "pop-up" public play spaces are meant to be assembled and broken-down within hours. Yankees **Giancarlo Stanton**, **DJ LeMahieu**, **Jose Trevino**, **Clay Holmes**, **Clarke Schmidt**, **Oswaldo Cabrera**, **Billy McKinney**, **Ron Marinaccio**, **Ian Hamilton**, **Nick Ramirez** and **third-base coach Luis Rojas** surprised and played with local children from the area in Street Lab's open-street event.



Photo at Left: Clarke Schmidt [L] and Giancarlo Stanton [R] play cornhole at a Street Lab HOPE Week "pop-up" event in the Bronx. Photo at Right: Street Lab founders Sam [L] and Leslie Davol address participants as Yankees players look on.

Organizational Initiative

The Yankees are proud that HOPE Week has been celebrated by its minor league affiliates with their own local outreach, with teams holding events from 2012-19 and '22-23 (with a COVID-related pause in 2020 and 2021).



Commitment to Community

The New York Yankees are committed to promoting and sustaining cordial and cooperative relationships with their neighbors and community partners; working in conjunction with them to enhance the quality of life throughout the surrounding communities. On a consistent basis, the Yankees partner with community-based organizations to host events at Yankee Stadium and dedicate several millions of dollars in resources to support various outreach efforts that focus on providing positive educational, recreational and social outlets for New York City residents.

2023 COMMUNITY OUTREACH

Back to School Resource Fair: On August 15, the Yankees partnered with New York City Public Schools and the Bronx Community Foundation to host a back-to-school resource fair at Yankee Stadium. Over 3,000 Bronx-based students and families walked through the doors of the Great Hall to close out the summer and get a head start on the new school year. The annual event is designed to ensure that local families have access to resources that will allow their children to excel throughout the upcoming academic months. Families attending the event were provided with backpacks and school supplies, and more than 20 community organizations were on hand to provide information about their services in the areas of food & accommodation, health & social services, youth initiatives and employment opportunities.



Before the start of the 2023-24 school year, the Yankees held a Back-to-School Resource Fair for more than 3,000 Bronx schoolchildren and their families.

Bad Boy Mowers Pinstripe Bowl Mentoring Session: In association with the Yankees and Rutgers University, the Bad Boy Mowers Pinstripe Bowl hosted a mentoring and skills clinic at Yankee Stadium with youth members from the Kips Bay Boys & Girls Club on December 27. The firsthand experience featured coaches and student-athletes from Rutgers who coordinated physical skills activities and provided valuable insight and personal experiences related to leadership, the importance of an education and the need to focus on and cultivate one's overall wellness.

Bronx Community Clean-Up Series: The Yankees again partnered with the New York City Department of Sanitation on a Bronx Community Clean-Up Series that ran from July through August. The initiative aimed to help fight litter during the summer months by incentivizing residents to help clean up their local communities on designated days in a competition-style format. Each volunteer also received a voucher valid for two tickets to a select Yankees 2023 home game. Overall, approximately 600 volunteers gathered at various locations in the Bronx, combining to collect a total of 5,203 lbs. of trash.

In addition, the winning team from the Mt. Eden section of the Bronx was recognized and welcomed at Yankee Stadium in a suite space on September 8, where they enjoyed the Yankees-Brewers game.

Bronx Education All-Star Day: The Yankees again partnered with New York City Public Schools to implement an incentive program that motivates and enhances the educational experience for students in grades 5-8 who attend Bronx-based schools in Districts 7-12. From the beginning of the academic year in September through April, students are highlighted for their achievements and commitment to leadership, academics, community service and teamwork. On May 10, more than 10,000



Aaron Judge addressed students on Bronx Education All-Star Day on May 10, 2023.

students were recognized at Yankee Stadium during a pregame celebration for excelling in the aforementioned areas of focus. In addition, all students, teachers and NYC Public Schools officials were invited to stay and enjoy that afternoon's Yankees-Athletics game.



On December 21, 2023, in conjunction with the Food Bank for NYC, the Yankees held a Pop-Up Food Distribution a few blocks away from Yankee Stadium at the NYPD's 44th Precinct, where Manager Aaron Boone assisted in distributing holiday toys and groceries to Bronx residents facing heightened food insecurities.



CORO Leadership New York City Issue Day: In January, Coro Leadership New York 38 hosted their City Issue Day on climate and sustainability at Yankee Stadium. The day consisted of discussions with professionals from across nonprofit, public and private sectors designed to explore critical issues facing New York City and develop new ways to lead change in their communities and organizations.

CUNY Sport Management Mentoring Program: A historic Yankees-CUNY (City University of New York) Partnership Program was implemented as part of the creation of the Yankees' Diversity and Inclusion Committee in 2021. The program is predicated on identifying and exposing CUNY students and alumni to career paths, employment, and business opportunities throughout the Yankees organization. This relationship between the Yankees and CUNY, the largest urban university system in the United States, again included direct immersion into the Yankees Sport Management Mentoring Program. In the spring of 2023, CUNY students took part in a four-week virtual series of information sessions with Yankees front office members. Of particular note, CUNY's demographics include a wide swath of minorities and other individuals who are underrepresented in corporate settings.

CUNY and Bank of America Internship Program: For the third consecutive year, the Yankees partnered with CUNY and Bank of America to implement an internship program at Yankee Stadium. Internships were awarded to qualifying students attending a CUNY-affiliated school. These students had the opportunity to gain experience within the Yankees front office, attaining a unique and firsthand look into working in the sports industry.

District 9 STEM Expo: The Yankees partnered with Bronx Community School District 9 and 21stCented to host the 2023 STEM Expo at Yankee Stadium on May 6. The event included approximately 500 students who attended as a reward for their academic achievement and participation in STEM-oriented programs. Participants were able to experience hands-on activities and demonstrations related to Science, Technology, Engineering and Math (STEM) learning as conducted with support from STEM NOLA. Approximately 80 science projects were also presented by District 9 students from across grade levels. The Expo was one of many District 9 initiatives geared toward preparing students to be active participants in an evolving future workforce.

New York Yankees Diversity and Inclusion Committee: Formalized in September of 2020 and announced in February of 2021, the New York Yankees Diversity and



On May 6, 2023, the District 9 STEM Expo was held at Yankee Stadium, featuring hands-on activities in the Great Hall and approximately 80 science projects from local students on display on the Field Level concourse.

Inclusion Committee is dedicated to identifying, engaging and addressing issues related to equality, racial justice and inclusivity. The creation of this group was the result of an extended period of planning and collaboration with community leaders and within the Yankees organization to determine the appropriate framework for imparting meaningful and long-lasting change. Precipitated by the profound impact of senseless tragedies in communities throughout our nation, this Committee's mission focuses on identifying and combating disparities and systemic inequities that obstruct socioeconomic fairness and progress for marginalized groups.

The Committee is comprised of a dedicated and diverse network of Yankees staff members, on-field personnel, alumni, and outside community leaders and business partners. The shared goal has been to identify ways to combine resources and utilize the panel's various prominent public platforms to address and eradicate barriers that impede access, diversity, inclusion and opportunity for our neighbors around Yankee Stadium and in the larger metropolitan community.

DREAM Career Conference: The Yankees and DREAM partnered to host a career conference at Yankee Stadium on January 12. The event provided DREAM college-aged alumni and a select group of DREAM Charter High School students the chance to network, grow their professional skills and learn about exciting training and career opportunities from professionals across various industries.

NEW YORK YANKEES AND FOOD BANK FOR NEW YORK CITY RECEIVE NYC MAYOR'S "PARTNERSHIP IMPACT AWARD" AT GRACIE MANSION ON APR. 18, 2023

On Tues., Apr. 18, 2023, at Gracie Mansion, the **New York Yankees** and **Food Bank for New York City** were honored for their joint service to the community, receiving the **Partnership Impact Award** for their collaborative efforts in providing 150,000 meals to more than 21,338 New Yorkers in the 2022 calendar year. The award was one of four bestowed at the Mayor's Service Recognition Ceremony following the review of more than 150 nominations.

The Mayoral Service Recognition Program is an annual citywide celebration of volunteers and service members, recognizing efforts to build solutions in response to community challenges and meet residents' most urgent needs. The recognition program takes place throughout National Volunteer Month in April as a way to recognize diverse volunteer efforts of the previous calendar year.

In 2022, the Yankees and the Food Bank for New York City continued their longstanding partnership by assisting Bronx residents facing heightened food insecurities in challenging times via monthly "pop-up" food distributions at Yankee Stadium. The distributions — which began in May of 2021 and have continued into 2024 — provide 500 families per month with access to shelf-stable food items and fresh produce. The Yankees also provide additional resources to the Food Bank for New York City throughout the year.



From L to R: Yankees SVP Corporate/Community Relations Brian Smith, Food Bank for NYC VP of Institutions & Partnerships Janis Robinson and NYC Chief Service Officer Laura Rog



Food Bank For NYC Monthly Pop-Up Food Distribution Events: The Yankees and the Food Bank for New York City continued their longstanding partnership by assisting Bronx residents facing heightened food insecurities in challenging times via monthly “pop-up” food distributions at Yankee Stadium. The distributions — which began in May of 2021 — provide 500 families per month with access to shelf-stable food items and fresh produce.

In celebration of the holidays, a second distribution event during the month of December was held at the NYPD’s 44th Precinct Office in the Bronx on December 21. Yankees Manager Aaron Boone and members of the Yankees front office provided resources and assistance as an additional 500 families gained access to food, holiday toys and more.

Fueling Our Future Program: Health and wellness, as well as grassroots engagement with local communities within the Bronx, are pillars of focus for the Yankees’ Diversity & Inclusion Committee. As part of the organization’s commitment to Bronx-based individuals, the Yankees and the Kips Bay Boys and Girls Club partnered on the “Fueling our Future” initiative, which targets young people in underserved communities.

On July 20 and August 17, area youth visited Yankee Stadium and were treated with health and wellness resources and advice on how to excel in the classroom, on the field and in their overall lives. Approximately 30 program participants from the Kips Bay Boys and Girls Club heard from informative speakers, including Yankees’ front office staffers, local NYC chef Shawnae Dixon and a senior chef from Yankee Stadium’s food service provider, Legends Hospitality. In addition, all program participants and staff were invited to and enjoyed the Yankees-Nationals game on August 24.

Healthy Home Plate Program: The Yankees and Legends Hospitality again teamed up at Yankee Stadium to host the Healthy Home Plate Program, which provided young people from South Bronx United and SCAN-Harbor instructions on how to prepare and incorporate healthy and affordable meals into their lifestyles. Kitchens located within Yankee Stadium became classrooms, where Legends Hospitality staff engaged youth with hands-on cooking demonstrations. After each session, each participant received a bag filled with provisions to practice their new skills at home. The youth participants were recognized and welcomed at Yankee Stadium on August 24 to enjoy the Yankees-Nationals game.

Hispanic Heritage Month: The Yankees again proudly celebrated Hispanic Heritage Month (HHM) by recognizing and embracing Hispanic heritage, language, culture and traditions. Celebrations kicked off as the Yankees hosted a group of college students from the Hispanic Federation’s CREAR Futuros (Believe in Your Future) Program, which serves as a model for Latino college success and completion. Other highlights included Latin-inspired food items available to fans at Yankee Stadium and a unique ticket offer in which fans could recognize their Latin-American heritage with a New Era Yankees cap emblazoned with their homeland’s flag.

In addition, the Yankees bestowed their annual Hispanic Heritage Month Community Achievement Awards to individuals and organizations making a profound difference in the lives of our community. Recipients were highlighted on Yankees social media platforms and recognized in a pregame on-field ceremony on September 21. This year’s honorees were: Renaissance Youth Center, NYC Department of Youth and Community Development (DYCD) and the NYC International Baseball Little League.



As part of Hispanic Heritage Month recognition, Yankees front office employees discussed their career paths and job seeking strategies with students from CREAR Futuros.

Judge’s Chambers Recognition Program: Throughout the 2023 regular season, the Yankees continued to recognize individuals who have dedicated their lives to making a difference in the community. Guests included personnel in the health, education and social responsibility fields, among others.

Make-A-Wish Foundation, Metro New York and Western New York: Since 1980, the Make-A-Wish Foundation has enriched the lives of children who have been diagnosed with life-threatening medical conditions through its wish-granting work. On an annual basis, the Yankees work in conjunction with the Make-A-Wish Foundation to help grant wishes. In addition, resources dedicated through the New York Yankees Foundation support Make-A-Wish’s efforts to lift children’s spirits and convey the message that wishes can come true.

YANKEE STADIUM BECOMES COVID-19 VACCINATION SITE IN 2021

From Feb. 5, 2021 through Dec. 22, 2021 — and in association with New York State, New York City, SOMOS Community Care and the New York National Guard — Yankee Stadium served as a mass COVID-19 vaccination site. The initiative was developed not only to address the Bronx’s substantial positivity rate at the onset of the pandemic (which was the highest of any borough in the city in February 2021) but to also further mandates from the State and City for fairness and social equity in the vaccine distribution process. During its time in operation, 104,109 vaccinations were administered at Yankee Stadium, with most going to Bronx residents.



The very first patient receives the COVID-19 vaccine at Yankee Stadium on Feb. 5, 2021.



Bronx resident Ana Figueroa receives the 100,000th shot administered at Yankee Stadium as GM Brian Cashman and SVP Corporate/Community Relations Brian Smith look on.



NYC Department of Small Business Services Workforce1 Job & Resource Fair: On May 22, the Yankees hosted the NYC Department of Small Business Services (SBS) Workforce1 Job & Resource Fair for job seekers and small business owners at Yankee Stadium. The fair was held in support of SBS's celebration of Small Business Month, which shines a light on the efforts, hard work and courage of small businesses in making our community a better place. At the event, job seekers met with career advisors and recruiters, applied for job opportunities, participated in resume and interview skill-building workshops, received free financial counseling and discovered connections to other community resources. Additionally, small business owners had access to a wide variety of support services to teach them about recruitment & hiring, employee training, financing and more.



On May 22, 2023, the Yankees hosted the NYC SBS Workforce1 Job & Resource Fair for small businesses and job seekers.

PSAL Baseball Championship Games: The Yankees partnered with the Public Schools Athletic League (PSAL) to host the 2023 PSAL Baseball Championship Games at Yankee Stadium on June 12. Over the course of two games, guests witnessed Hunter College High School (Manhattan) defeat Metropolitan Campus (Queens), 2-1, for the AA Baseball Championship and Tottenville High School (Staten Island) defeat Gregorio Lupero High School for Science and Math (Manhattan), 7-4, for the AAA Baseball Championship.

PSAL MVP Scholar-Athlete Awards Ceremony: In association with the Bad Boy Mowers Pinstripe Bowl, the Yankees collaborated with the PSAL to host the MVP Scholar-Athlete Awards ceremony at Yankee Stadium on December 18. Eleven scholar-athletes from each of the five boroughs of New York City were recognized for their accomplishments in the classroom and for their athletic achievements. In addition, the MVP Scholar-Athletes were invited to Yankee Stadium on December 28 where they enjoyed the Bad Boy Mowers Pinstripe Bowl, which featured Rutgers University and the University of Miami.

Publicolor Community Paint Project: The Yankees teamed up with Publicolor in early August to transform PS 443 in the Bronx with color. Publicolor engages disconnected youth in their education through a continuum of design-based programs and academic support. The objective of this team project was to create a beautiful, warm, welcoming and student-centric environment. Yankees employees volunteered their time to paint the facility alongside area youth. Since 2013, 11 different spaces throughout the Bronx have been enlivened with color through this partnership.

Senior Luncheon Events: On January 20 and July 19, respectively, the Yankees partnered with NYC Councilwoman Althea Stevens to host a senior citizen luncheon at Yankee Stadium to celebrate and acknowledge their contributions to the community. Seniors were joined by young people from the Renaissance Youth Center and SCAN-Harbor in an effort to help bridge the intergenerational gap in our neighborhoods.

Summer Night Lights: In conjunction with Major League Baseball's PLAY BALL initiative, the Yankees launched a new Summer Night Lights program in mid-July alongside the

New York City Police Department's (NYPD) Blue Chips Program, NYC Parks, the New York City Department of Youth & Community Development (DYCD), The Players Alliance, PitCCh In Foundation, SCAN-Harbor and Poland Spring® Spring Water. On Tuesday and Wednesday evenings from July 11 through mid-August, approximately 300 young people from the Bronx between the ages of 12 and 18 had the opportunity to take part in tournament-style, co-ed baseball and softball games at Elston Gene Howard Field, which is located on the site of the original Yankee Stadium. The nighttime schedule was chosen to supplement the limited number of organized evening activities available to young people during the summer.

The program was a collective effort to encourage youth to engage in baseball-related activities that demonstrate the positive way the game can serve as an outlet for recreation, social responsibility and healthy competition. Additionally, by gathering young individuals from all areas of the Bronx, artificial and territorial boundaries were shattered to bring communities closer together.

Yankees STEM Scholars Program: The Yankees partnered with the STEM Educational Institute, Inc. on an initiative that aimed to give underrepresented high school students in New York City the technological skills needed to enter today's workforce while building generational wealth. The curriculum — which kicked off in late July at Yankee Stadium — provided a one-week program that served as a career bridge for students to enter STEM fields and college majors. Topics included STEM and Coding Skills, Generational Wealth and Future Goals, Mental Health Resources, Baseball Analytics and Financial Stability. After completing the summer program, students continued to learn and earn income through offsite monthly meetings that put each participant on the path to earning a certification as a Data Analyst or Data Scientist.

Yankees-Stonewall Scholars Initiative: Launched at the beginning of the 2018-19 academic year, the Yankees-Stonewall Scholars Initiative celebrates the achievements of New York City Public School graduating seniors who have demonstrated academic achievement, a commitment to equality and impactful support for the LGBTQ community. The initiative has provided \$250,000 worth of college scholarships over the last five years, including five separate \$10,000 scholarships that have been presented to one student from each of the five boroughs each year.

The 2023 Yankees-Stonewall Scholars were recognized on June 21 at Yankee Stadium in a celebratory on-field pregame ceremony. This year was particularly special for the initiative as the inaugural 2019 class of honorees graduated from college in May.



On June 21, 2023, the Yankees celebrated New York's Legacy of Pride and recognized the fifth class of Yankees-Stonewall Scholars.



HOLIDAY CHEER

Annual Holiday Food Drive: The Yankees partnered with members of the Bronx Clergy to host the annual Holiday Food Drive on December 6, at Yankee Stadium. Approximately 100,000 pounds of food was collected and distributed to families in need throughout the Bronx. In addition, 4,000 \$25 food vouchers were allocated to Bronx residents for redemption at local C-Town or Bravo Supermarkets to assist with the expenses related to preparing a holiday meal.

The Yankees also hosted a virtual Holiday Food Drive that generated over \$22,000 that was dedicated to purchasing additional food to be disbursed in the community. For every \$40 donated online to the Virtual Holiday Food Drive, fans received an offer code valid for two tickets to select Yankees 2024 regular season home games and an entry to win a Yankees prize basket.

Thanksgiving Food Voucher Giveaway: The Yankees and Krasdale Foods again teamed up to hold a Thanksgiving Food Voucher Giveaway on November 16. Approximately 4,000 \$25 food vouchers were distributed to Bronx residents in an effort to assist local families in preparing their Thanksgiving meals. The vouchers were redeemable at participating Bronx-based C-Town and Bravo supermarkets.

Thanksgiving Feast: The Yankees, Legends Hospitality and SCAN-Harbor collaborated to host a traditional Thanksgiving Feast on November 17, for local residents at the Rev. T. Wendell Foster Recreation

Center, across the street from Yankee Stadium. Several hundred individuals were able to attend and enjoy a hot, holiday meal.

Winter Wonderland: Yankee Stadium transformed into the North Pole on December 15, when the Yankees hosted Winter Wonderland in conjunction with Walmart, Neil and Amanda Friedman, Legends Hospitality, American Foliage, the Aaron Judge ALL RISE Foundation and Nike. Almost 4,000 local youth were treated to a holiday extravaganza in Yankee Stadium's Great Hall, complete with holiday decorations, festive music, food and drink, and caroling by the Renaissance Youth Center Choir. Each child in attendance also had an opportunity to go home with a holiday gift of their choosing. In total, approximately 9,000 toys were distributed to area youth during the month of December.



The Yankees held their annual Winter Wonderland event in Yankee Stadium's Great Hall on December 15, 2023.

Yankees Community Partners

1199 SU
161st St. Merchants Assoc.
Actors Fund
A.C.E. Mentoring Program
AHRF NYC Foundation
Alliance for Lupus Research
ALS Association of Greater N.Y.
Alzheimer's Association
American Cancer Society
American Diabetes Association
American Red Cross
Armory Foundation
Autism Speaks
Board of Elections
Breakthrough New York
Broadway Show League
Bronx Chambers of Commerce
Bronx Children's Museum
Bronx Colts Youth Football
Bronx Community Boards
Bronx Community Foundation
Bronx District Attorney's Office
Bronx Museum of the Arts
Bronx YMCA
BronxWorks
BuildOn
Catholic Charities of the Archdiocese of New York
Cerebral Palsy Foundation
Christopher Ricardo Cystic Fibrosis Foundation
Church Alive Community Church
Citymeals-on-Wheels
Covenant House
CUNY
Dominican Day Parade
DREAM
Ed Randall's Fans for the Cure
El Museo del Barrio
FDNY Foundation

Food Bank for NYC
Get in the Game Voter Registration
Girls Inc.
Girl Scouts Council of Greater N.Y.
Greater N.Y. Councils, Boy Scouts of America
Highbridge Voices
Hispanic Federation
Hostos Community College
Immaculate Conception School
International Baseball Little League
Joe Torre Safe at Home Foundation
Junior Achievement of N.Y.
Kipp New York
Kips Bay Boys & Girls Club
Krasdale
Lauren's Kids Foundation
Learning Through an Expanded Arts Program
Leukemia & Lymphoma Society
Literacy, Inc.
Little League Raiders Baseball
Madison Sq. Boys & Girls Club
Make-A-Wish Foundation
March of Dimes N.Y. Division
Mercy Center
Mid-Bronx Senior Citizen Council
Mindbuilders
Mindfore Medical Center
Morris High School Robotics
Multiple Sclerosis Assoc. of America
Museum of the City of New York
National Puerto Rican Day Parade
New Settlement
New York Blood Center
New York City
New York City
NYC Dept. of Small Business Services

NYC Dept. of Youth and Community Development
NYC Health + Hospitals
NYC Hispanic Chamber of Commerce
NYC Police Foundation
NYC Public Schools
New York League of Puerto Rican Women, Inc.
New York National Guard
New York Police Department
New York Police Department
Blue Chips Program
New York POPs
New York Public Library
New York Road Runners
N.Y. Society for the Prevention of Cruelty to Children
New York State
New York Urban League
Nike
Parkinson's Disease Foundation
Part of the Solution (POTS)
Pitch In For Baseball
PitCCH In Foundation
Police Athletic League
Positive Coaching Alliance
Pride Live
Pro. Baseball Scouts Foundation
Project Sunshine
Public Schools Athletic League
Publicolor
Pull Up Neighbor
Quality Services for the Autism Community (QSAC)
Renaissance Youth Center
Ride for Life
Right to Play
Rising Ground
Rock and Wrap it Up!
Ronald McDonald House N.Y.

Safe Horizon
Salvation Army of Greater N.Y.
SCAN New York
Silver Shield Foundation
SOMOS Community Care
Somos El Futuro
South Bronx Physical Fitness
South Bronx United
Spanish Broadcasting Systems
Special Olympics New York
St. Francis Food Pantries & Shelters
Stamford Hospital Foundation
Stonewall Inn
Sussman Family Fund
T-Mobile
Taylor Hooton Foundation
The Players Alliance
Thurgood Marshall Junior Mock Trial Program
TM Baseball Academy
Tourette Assoc. of America
Umps Care Charities
United Negro College Fund
U.S. Olympic Committee
United War Veterans Council
Univision Communications Inc.
USO of Metropolitan N.Y.
Vet Tix
Walmart
Wheelchair Sports Federation
Whyhunger
Women in Sports and Events
Women's Housing and Economic Development Corp. (WHEDCo)
Women's Sports Foundation
Yogi Berra Museum & Learning Center



From the people who brought you your dream car: your next one.

Introducing the first all-electric car with a true Porsche soul: the Taycan. Powered by an 800-volt system architecture delivering up to 750 hp, 0-60 in 2.6 seconds, and, most importantly, sustainable and repeatable high performance driving. Wearing undeniable Porsche curves, it's an electric dream come true.

**Experience true electrified performance.
The Taycan Turbo S.**



Porsche Greenwich
241 West Putnam Ave
Greenwich, CT 06830
(203) 869-8900
porschegreenwich.com

©2020 Porsche Cars North America, Inc. Porsche recommends seat belt usage and observance of traffic laws at all times.
European Model shown. Some options may not be available in the U.S.



PORSCHE



THERE ARE CRUISES AND THEN THERE ARE CELEBRITY CRUISES

Take your sense of wonder to new heights aboard our 16 award-winning ships sailing to over 300 destinations worldwide. Relax in accommodations that are both contemporary and comfortable.

Savor globally influenced culinary experiences created by a Michelin-starred chef. All while enjoying personal and intuitive service where every detail exists to provide the ultimate in luxury travel.



Expedia Cruises
Air, Land & Sea Vacations

CALL (833) 734-SHIP (7447)



2024 Yankees

Aaron Judge hit 37HR in 106 games in 2023, joining Mark McGwire (39HR in 104G in 1995 w/ Oakland) as the second player in Major League history to hit at least 37HR in a season while playing in 106 games-or-fewer. He also took home the 2023 Roberto Clemente Award, which is given to the Major League player who best represents the game of baseball through extraordinary character, community involvement, philanthropy and positive contributions, both on and off the field. In 2018, Judge established the ALL RISE Foundation, which works to inspire children and youth to become responsible citizens by engaging them in activities that encourage them to reach unlimited possibilities.

AARON BOONE • Manager



17

FULL NAME: Aaron John Boone
BIRTHDATE: 3/9/73 • **OPENING DAY AGE:** 51
BIRTHPLACE: La Mesa, Calif.
RESIDES: Greenwich, Conn.
COLLEGE: University of Southern California

STATUS

- Was re-signed by the Yankees on October 19, 2021, to a three-year contract through the 2024 season with a club option for 2025...was named the 33rd Manager in club history on December 4, 2017.

AT THE HELM IN 2023

- Guided the Yankees to an 82-80 record, finishing fourth in the AL East...marked the Yankees 31st consecutive winning season and sixth such season under Boone.
- Managed his 800th game with the Yankees on 7/14 at Colorado...according to *Elias*, his 476 wins through his first 800 decisions were the 11th-most by any Manager in Major League history.
- Recorded his 500th career managerial win in Game 2 on 9/12 at Boston...became just the eighth Manager in Yankees history to accomplish the feat, joining Joe McCarthy (1,460-867-21), Joe Torre (1,173-767-2), Casey Stengel (1,149-696-6), Miller Huggins (1,067-719-10), Ralph Houk (944-806-7), Joe Girardi (910-710) and Billy Martin (556-385).

MANAGERIAL/COACHING CAREER

- His 509 career managerial wins rank eighth on the Yankees' all-time list, trailing only Joe McCarthy (1,460-867-21), Joe Torre (1,173-767-2), Casey Stengel (1,149-696-6), Miller Huggins (1,067-719-10), Ralph Houk (944-806-7), Joe Girardi (910-710) and Billy Martin (556-385)...recorded his 420th managerial win on 9/23/22 vs. Boston, surpassing Clark Griffith (419) for sole possession of eighth place on the Yankees' all-time managerial wins list...surpassed Buck Showalter (313) on 9/3/21 vs. Baltimore.

- According to *Elias*, was the first Manager in Baseball history to reach the postseason in each of his first five managerial seasons...since 2018, the Yankees are just one of six Major League teams and one of three American League teams to make the postseason in at least five of the last six seasons (also Atlanta, Houston, Los Angeles-NL, Milwaukee and Tampa Bay)...has led the Yankees to two division titles (2019 and 2022).

BOONE'S CAREER MANAGERIAL RECORD						
YEAR	CLUB	W	L	PCT.	FINISH	
2018**	YANKEES	100	62	.617	Second (PS)	
2019	YANKEES	103	59	.636	First (PS)	
2020**	YANKEES	33	27	.550	Second (PS)	
2021**	YANKEES	92	70	.568	T-Second (PS)	
2022	YANKEES	99	63	.611	First (PS)	
2023	YANKEES	82	80	.506	Fourth	
TOTALS W/ NYNY		509	361	.585		

**Wild Card / PS - Postseason / T-Tie

- Was the third Manager to make the playoffs in his first five seasons with the Yankees, joining Casey Stengel (first five from 1949-53) and Joe Torre (first 12 from 1996-2007).
- Has posted a 509-361 (.585) record over his six seasons as Manager, the fifth-best record in the Majors and the third-best record in the American League in that span, trailing only the Dodgers (558-313, .641), Astros (530-340, .609), Braves (515-354, .593) and Rays (511-359, .587)...the Yankees are one of four teams to post a winning record in each of the last six seasons (also Dodgers, Rays and Braves).
- Was the first Manager in Baseball history to guide his team to at least 100 wins in each of his first two seasons as skipper (2018-19)...his 203 managerial wins from 2018-19 trailed only Ralph Houk (205 wins with the Yankees from 1961-62) for most by any Manager over his first two seasons at the helm.
- Placed second in AL "Manager of the Year" voting in 2019 (received 13 first place votes, nine second place votes and four third place votes) after guiding the Yankees to a 103-59 record, the club's best mark since 2009 (also 103-59) and their Major League-record 21st 100-win season in franchise history...only two other franchises have 10 such seasons in the Modern Era since 1900 (also Brooklyn/Los Angeles Dodgers and Philadelphia/Kansas City/Oakland Athletics-10)...after going 100-62 in 2018, had back-to-back 100-win seasons for the second time since 1979 (also 2002-04)...the Yankees are one of four teams with consecutive 100-win seasons since 2010, joining the Los Angeles Dodgers (2021-23), Houston Astros (2017-19) and Atlanta Braves (2022-23)...Yankees batters set a franchise record with 306HR, 1HR shy of the Major League mark (the 2019 Minnesota Twins and 2023 Atlanta Braves each hit 307HR).
- Made his managerial debut in 2018...placed fifth in AL "Manager of the Year" balloting, receiving two third-place votes...guided the Yankees to a 100-62 record, the club's best record since 2009 (103-59) and the 20th 100-win season in franchise history...became the sixth Manager in Baseball history to lead his team to at least 100 wins in his rookie season, joining Ralph Houk (1961 Yankees, 109-53), Alex Cora (2018 Red Sox, 108-54), Dusty Baker (1993 Giants, 103-59), Sparky Anderson (1970 Reds, 102-60) and Mickey Cochrane (1934 Tigers, 101-53).
- Became the fourth Yankees Manager to lead the team to a postseason berth in his rookie managerial season, joining Ralph Houk in 1961 (won World Series), Yogi Berra in 1964 (lost World Series) and Dick Howser in 1980 (lost ALCS).



- ▶ In 2019, the Yankees batters set a franchise record in home runs (306)...in 2018, Yankees pitchers set franchise records for total strikeouts (1,634) and strikeouts by relievers (753).
- ▶ Made his managerial debut in 3/29/18 win at Toronto, becoming the 11th Manager to win his Yankees managerial debut on *Opening Day* and the 18th to win his Yankees managerial debut at *any point during the season*...was the fourth consecutive Manager to win his Yankees managerial debut (Joe Girardi in 2008 vs. Toronto, Joe Torre in 1996 at Cleveland and Buck Showalter in 1992 vs. Boston).
- ▶ Won his first home game as a Manager on 4/3/18 vs. Tampa Bay, becoming the sixth straight Yankees Manager to win his home Yankees managerial debut (also Girardi-2008, Torre-1996, Showalter-1992, Merrill-1990 and Dent-1989).
- ▶ With his father, Bob, became the fourth father-son duo to both serve as Major League Managers, joining Connie and Earle Mack, George and Dick Sisler and Bob and Joel Skinner...were joined by Buddy and David Bell in 2019 and Luis Rojas and his father, Felipe Alou, in 2020...Bob Boone spent parts of six seasons as a Major League skipper, leading the Kansas City Royals from 1995-97, then guiding the Reds from 2001-03, a stint during which he managed Aaron.
- ▶ Is the 18th Yankees Manager to have also played for the club...is one of eight active Managers (as of February 2, 2024) to have played for the franchise he currently manages, joining Kevin Cash (Tampa Bay), Alex Cora (Boston), A.J. Hinch (Detroit), Mark Kotsay (Oakland), Dave Martinez (Washington/Montreal), Bob Melvin (San Francisco) and Dave Roberts (Los Angeles-NL).

PLAYING CAREER

- ▶ Is part of the first family in Baseball history to produce three generations of Major League players...his father, Bob, played 19 seasons from 1972-90, and his grandfather, Ray, had a 13-year playing career from 1948-60...his older brother, Bret, played 14 seasons (1992-2005), including two with Aaron in Cincinnati from 1997-98...all four reached 1,000H at the Major League level.
- ▶ He (126) and brother, Bret (252) are one of 10 sets of brothers to each hit at least 100HR, joining Roberto and Sandy Alomar Jr., Ken and Clete Boyer, Joe and Vince DiMaggio, Stephen and J.D. Drew, Bob and Irish Meusel, Yadier and Bengie Molina, Melvin Jr. and Justin Upton, Delmon and Dmitri Young, and Corey and Kyle Seager (credit: *Elias*).
- ▶ The 2003 NL All-Star hit .263 (1,017-for-3,871) with 519R, 216 doubles, 126HR, 555RBI and 107SB in 1,152 games over 12 Major League seasons as an infielder with the Cincinnati Reds (1997-2003), Yankees (2003), Cleveland Indians (2005-06), Florida Marlins (2007), Washington Nationals (2008) and Houston Astros (2009).
- ▶ Made his Major League debut with Cincinnati on 6/20/97 to replace his brother, Bret, who was optioned in what is believed to be the first transaction involving brothers...made his Major League debut that night at St. Louis, going 1-for-3 with 1RBI and 1SB...collected his first hit and RBI in his third plate appearance with an infield single off Matt Morris in the sixth inning...was ejected from the game by HP umpire Gary Darling for throwing his helmet (was just the fourth player in Baseball history to be ejected in his Major League debut).
- ▶ Made his first Opening Day roster with the Reds in 1998...hit his first career HR on 8/26 vs. the Cubs (Kerry Wood).
- ▶ Had arthroscopic surgery to clean out his left knee on 12/8/99, which was performed by Dr. Timothy Kremchek...underwent reconstructive surgery to repair a torn anterior cruciate ligament in his left knee on 8/8/00...the surgery was performed by Kremchek and Dr. James Andrews...suffered the injury on 7/5/00 at St. Louis.
- ▶ Played 103 games with the Reds in 2001, despite being placed on the D.L. with broken bones suffered after being hit by pitches: 5/15-6/14 with a broken hamate bone in his right hand (suffered on 5/14 vs. Houston when he was hit by a Wade Miller pitch and had surgery the next day to remove the bone, performed by hand specialist Dr. Greg Sommerkamp and Dr. Timothy Kremchek), 8/15-31 with a broken right wrist (suffered on 8/14 at St. Louis when he was hit by a pitch by Matt Morris) and 9/24-the end of the season with a broken left thumb (suffered on 9/23 at Milwaukee when hit by a Jamey Wright pitch and had surgery to insert a pin and a wire into the thumb, also performed by Sommerkamp and Kremchek, on 9/27).
- ▶ Hit a career-high 26HR with the Reds in 2002...homered three times on 8/9/02 vs. San Diego, including two in the first inning off Padres starter Brett Tomko...later homered off Tomko in the fourth inning...hit the last of 4,652HR at Cincinnati's Riverfront Stadium/Cinergy Field on 9/22/02 off Philadelphia's Dan Plasec.
- ▶ Helped the Yankees clinch the American League pennant in 2003, hitting a series-ending, "walk-off" home run off Boston's Tim Wakefield in the bottom of the 11th inning of Game 7 in the ALCS...in 54 regular season games with the Yankees—all in 2003—hit .254 (48-for-189) with 31R, 13 doubles, 6HR and 31RBI...was acquired by the Yankees from Cincinnati in exchange for LHP Brandon Claussen, LHP Charlie Manning and cash considerations on 7/31/03...overall, set career highs with 158H, 92R and 96RBI over 160G with the Reds and Yankees in 2003.
- ▶ Missed the entire 2004 season after having two surgeries on his left knee...prior to the season, had surgery on the knee after tearing the anterior cruciate ligament playing in a pick-up basketball game in January in Newport Beach, Calif...the surgery was performed by Dr. Lewis Yocum in Anaheim, Calif., on 2/16...at the time of the injury, was on the Yankees' 40-man roster, but was released on 3/1.
- ▶ Signed a Major League contract with Cleveland as a free agent on 6/26/04...joined Cleveland in July and began experiencing pain and swelling in the surgically repaired knee...underwent a second procedure on 8/20/04 to remove loose bodies and promote cartilage growth in the left knee joint.
- ▶ Reached the 1,000H and 500R plateau for his career in 2008 with Washington.
- ▶ On 3/26/09, underwent open-heart surgery to replace his bicuspid aortic valve, then returned to play for Houston in September 2009...is believed to be the first player to appear in a Major League game following open-heart surgery...played his final Major League game on 10/4/09 at the Mets.
- ▶ Was selected by the Cincinnati Reds in the third round of the 1994 First-Year Player Draft...was selected by the California Angels in the 43rd round of the 1991 First-Year Player Draft, but did not sign.
- ▶ Appeared in 580 minor league games, batting .271 (585-for-2,158) with 346R, 133 doubles, 67HR and 325RBI...was a Pioneer League All-Star in 1994, a Carolina League All-Star in 1995 and a Southern League All-Star in 1996.

CAREER HIGHLIGHTS

NL All-Star Team
▶ 2003



PERSONAL/MISCELLANEOUS

- ▶ Is an active supporter of Chances for Children, a 501(c)(3) non-profit organization providing hope for children and communities in Haiti...through the generosity of private funding, C4C works in 14 communities throughout Haiti, empowering families with programs that strengthen communities through church renovation, pastor/church leader training, feeding programs, medical clinics, education assistance, economic programs for women, and an orphanage for orphaned/abandoned children...provided the opening remarks at the organization's 7th Annual Night of Hope charity dinner and adoption benefit in November 2018...his wife serves as a Board Member and Night of Hope Committee Member...the Boones adopted two brothers from Haiti in 2014.
- ▶ During the past three offseasons (2021-23), has volunteered at the monthly pop-up food distributions at Yankee Stadium...additionally, co-captained Team Bronx for the Food Bank for New York City's Five-Borough Challenge in both 2020 and 2021...the campaign worked to raise \$20,000 and help complete the Food Bank's overall goal of providing 20 million meals to New Yorkers most in need by the end of the year.
- ▶ Was named a recipient of the Thurman Munson Award in February 2019.
- ▶ Graduated from Villa Park (Calif.) High School in 1991, where he played baseball, basketball and football.
- ▶ Played three seasons at the University of Southern California from 1992-94, hitting .302 with 11HR and 94RBI.
- ▶ Following his retirement as a player, spent eight years as a broadcaster for ESPN, appearing as a studio analyst on *Baseball Tonight* from 2010-14 before serving as a color analyst on game broadcasts in 2015 and on *Sunday Night Baseball* telecasts for the 2016-17 seasons.
- ▶ Was named the 2005 recipient of the Gibbons/Olin "Good Guy Award" presented by the Cleveland Chapter of the BBWAA to a player who best exhibits a professional and courteous manner with the media.

Boone's Major League Playing Career

Year	Club	AVG	G	AB	R	H	2B	3B	HR	RBI	SH	SF	HP	BB	SO	SB	CS	E	OBP	SLG
1997	CINCINNATI	.245	16	49	5	12	1	0	0	5	1	0	0	2	5	1	0	3	.275	.265
1998	CINCINNATI	.282	58	181	24	51	13	2	28	3	2	5	15	36	6	1	8	.350	.409	
1999	CINCINNATI	.280	139	472	56	132	26	5	14	72	5	8	30	79	17	6	15	.330	.445	
2000	CINCINNATI - a	.285	84	291	44	83	18	0	12	43	2	4	10	24	52	6	1	8	.356	.471
2000	CINCINNATI - b, c, d	.294	103	381	54	112	26	2	14	62	3	6	8	29	71	6	3	19	.351	.483
2002	CINCINNATI	.241	162	606	83	146	38	2	26	87	9	4	10	56	111	32	8	22	.314	.439
2003	CINCINNATI	.273	106	403	61	110	19	3	18	65	3	0	5	35	74	15	3	17	.339	.469
	YANKEES - e	.254	54	189	31	48	13	0	6	31	3	2	3	11	30	8	0	6	.302	.418
2004																				
2005	CLEVELAND	.243	143	511	61	124	19	1	16	60	4	6	9	35	92	9	3	18	.299	.378
2006	CLEVELAND	.251	104	354	50	89	19	1	7	46	4	1	6	27	62	5	4	16	.314	.370
2007	FLORIDA - h, i	.286	69	189	27	54	11	0	5	28	1	4	13	21	41	2	0	5	.388	.423
2008	WASHINGTON - j, k	.241	104	232	23	56	13	1	6	28	1	2	2	18	52	0	1	2	.299	.384
2009	HOUSTON - l	.000	10	13	0	0	0	0	0	0	0	0	1	0	2	0	0	0	.071	.000
	Minor League Totals	.271	580	2158	346	585	133	19	67	325	9	26	29	199	362	71	31	--	.337	.443
	AL Totals	.248	301	1054	142	261	51	2	29	137	11	9	18	73	184	22	7	40	.305	.382
	NL Totals	.268	851	2817	377	756	165	15	97	418	28	27	62	230	523	85	23	99	.334	.441
	Major League Totals	.263	1152	3871	519	1017	216	17	126	555	39	36	80	303	707	107	30	139	.326	.425

Selected by the California Angels in the 43rd round of the 1991 First-Year Player Draft, but did not sign.
 Selected by the Cincinnati Reds in the third round of the 1994 First-Year Player Draft.

- a - Placed on the 15-day disabled list on July 12, 2000 and transferred to the 60-day disabled list from September 5-October 4, 2000, with a torn left ACL.
- b - Placed on the 15-day disabled list from May 15-June 15, 2001 with a broken right hand.
- c - Placed on the 15-day disabled list from August 15-September 1, 2001 with a fractured right wrist.
- d - Placed on the 15-day disabled list from September 24-October 11, 2001 with a fractured left thumb.
- e - Acquired by the Yankees from the Cincinnati Reds in exchange for LHP Brandon Claussen, LHP Charlie Manning and cash considerations on July 31, 2003.
- f - Signed by the Cleveland Indians as a free agent on June 26, 2004.
- g - Placed on the 60-day disabled list from June 26-November 15, 2004 with a torn left ACL.
- h - Signed by the Florida Marlins as a free agent on January 4, 2007.
- i - Placed on the 15-day disabled list on June 25, 2007 and transferred to the 60-day disabled list from September 12-October 30, 2007, recovering from left knee surgery.
- j - Signed by the Washington Nationals as a free agent on December 10, 2007.
- k - Placed on the 15-day disabled list from July 7-August 14, 2008 with a strained left calf.
- l - Signed by the Houston Astros as a free agent on December 19, 2008.

Boone's Postseason Record

Year	Club/Opponent	AVG	G	AB	R	H	2B	3B	HR	RBI	BB	SO	SB
2003	NY Yankees vs. MIN (ALDS)	.200	4	15	1	3	1	0	0	0	0	3	1
	NY Yankees vs. BOS (ALCS)	.176	7	17	2	3	0	0	1	2	1	6	1
	NY Yankees vs. FLA (WS)	.143	6	21	1	3	0	0	1	2	0	6	0
	POSTSEASON TOTALS	.170	17	53	4	9	1	0	2	4	1	15	2

Boone's All-Star Game Record

Year	Club, Site	AVG	G	AB	R	H	2B	3B	HR	RBI	BB	SO	SB
2003	CIN, Chicago-AL	.000	1	1	0	0	0	0	0	0	0	0	0

Boone's Career Managerial Ejections

2023: 7 (4/12 at CLE, 5/15 at TOR, 5/21 at CIN, 5/25 vs. BAL, 7/2 at STL, 8/7 at CWS and 9/20 vs. TOR).
CAREER: 33 total (four times in 2018, five times in 2019, twice in 2020, six times in 2021, nine in 2022, seven in 2023).





THERE IS

MAGIC

IN THE DETAIL OF SPORTS

Want to find out how Stats Perform helps turn the magic in the detail of baseball into captivating stories for the Yankees media guide? Get in touch at mlb@statsperform.com

BRAD AUSMUS • Bench Coach



68

FULL NAME: Bradley David Ausmus
BIRTHDATE: 4/14/69 • **OPENING DAY AGE:** 54
BIRTHPLACE: New Haven, Conn.
RESIDES: Del Mar, Calif.
COLLEGE: Dartmouth College

COACHING CAREER

- ▶ Enters his first season as Yankees' Bench Coach...will mark his 34th season in professional baseball and his 11th as a Manager, Coach or front office executive.
- ▶ Most recently served as the Oakland Athletics' Bench Coach during the 2022 season.
- ▶ Managed the Los Angeles Angels in 2019 (72-90) and was a Special Assistant to Angels General Manager Billy Eppler during the 2018 season.
- ▶ From 2014-17, managed the Detroit Tigers, guiding the club to a 314-332 (.486) record, which was highlighted by a 90-72 record and a postseason berth in his first season at the helm...was one of 11 Managers in Tigers franchise history to have won at least 300 games.
- ▶ Immediately following his playing career, spent three seasons (2011-13) with the San Diego Padres as a Special Assistant in Baseball Operations.
- ▶ Also managed Team Israel in the 2013 World Baseball Classic and was their Bench Coach in the 2023 edition of the tournament.

PLAYING CAREER

- ▶ Widely regarded as a premier defensive catcher, batted .251 (1,579-for-6,279) with 718R, 270 doubles, 34 triples, 80HR, 607RBI, 634BB, 102SB and a .325 on-base percentage over 18 Major League seasons with San Diego (1993-96), Detroit (1996, 1999-2000), Houston (1997-98, 2001-08) and Los Angeles-NL (2009-10).
- ▶ Won three Gold Glove Awards (2001-02, '06) and ranks fourth in Major League history in putouts by a catcher (12,839) and eighth in games played as a catcher (1,938)...additionally, among Astros catchers, he is their franchise leader in games played (1,243), hits (967), runs scored (410), runs batted in (385), walks (393), doubles (162) and triples (19).
- ▶ With Detroit in 1999, he was selected to the AL All-Star team, setting career single-season highs in home runs (9), runs batted in (54), on-base percentage (.365) and slugging percentage (.415).
- ▶ Was selected by the Yankees in the 48th round of the 1987 First-Year Player Draft...played five seasons in the Yankees' minor league system (1988-92), topping out at Triple-A Columbus in his final season with the organization before being selected by the Colorado Rockies in the 1992 Expansion Draft...after playing the first half of the 1993 season at Triple-A Colorado Springs, he was traded to San Diego on 7/26 and began his Major League career two days later.

PERSONAL

- ▶ Graduated from Cheshire High School...attended Dartmouth College but did not play baseball there, instead playing in the Yankees' minor league system while working towards his degree, which he received in 1991.

Ausmus' Major League Career Playing Record

Year	Club	AVG	G	AB	R	H	2B	3B	HR	RBI	BB	SO	SB
1993	SAN DIEGO	.256	49	160	18	41	8	1	5	12	6	28	2
1994	SAN DIEGO	.251	101	327	45	82	12	1	7	24	30	63	5
1995	SAN DIEGO	.293	103	328	44	96	16	4	5	34	31	56	16
1996	SAN DIEGO	.181	50	149	16	27	4	0	1	13	13	27	1
	DETROIT	.248	75	226	30	56	12	0	4	22	26	45	3
1997	HOUSTON	.266	130	425	45	113	25	1	4	44	38	78	14
1998	HOUSTON	.269	128	412	62	111	10	4	6	45	53	60	10
1999	DETROIT	.275	127	458	62	126	25	6	9	54	51	71	12
2000	DETROIT	.266	150	523	75	139	25	3	7	51	69	79	11
2001	HOUSTON	.232	128	422	45	98	23	4	5	34	30	64	4
2002	HOUSTON	.257	130	447	57	115	19	3	6	50	38	71	2
2003	HOUSTON	.229	143	450	43	103	12	2	4	47	46	66	5
2004	HOUSTON	.248	129	403	38	100	14	1	5	31	33	56	2
2005	HOUSTON	.258	134	387	35	100	19	0	3	47	51	48	5
2006	HOUSTON	.230	139	439	37	101	16	1	2	39	45	71	3
2007	HOUSTON	.235	117	349	38	82	16	3	3	25	37	74	6
2008	HOUSTON	.218	81	216	15	47	8	0	3	24	25	41	0
2009	LOS ANGELES-NL	.295	36	95	9	28	4	0	1	9	5	21	1
2010	LOS ANGELES-NL	.222	21	63	4	14	2	0	0	2	7	15	0
Major League Totals		.251	1971	6279	718	1579	270	34	80	607	634	1034	102



MATT BLAKE • Pitching Coach

77

FULL NAME: Matthew Blake
BIRTHDATE: 5/14/85 • **OPENING DAY AGE:** 38
BIRTHPLACE: Concord, N.H.
RESIDES: New York, N.Y.
COLLEGE: College of the Holy Cross



COACHING CAREER

- ▶ Begins his fifth season as the team's Pitching Coach in 2024...was named to the role on 11/14/19.
- ▶ Since joining the Major League coaching staff in 2020, Yankees pitchers rank third in the Majors in strikeouts (4,995, second in AL), WHIP (1.19, second in AL) and opponents' on-base percentage (.298, second in AL), fourth in opponents' batting average (.229, second in AL), K/BB (3.10, second in AL) and opponents' slugging percentage (.384 second in AL), fifth in ERA (3.74, third in AL), K/9.0IP (9.31, second in AL) and opponents' OPS (.683, third in AL), and sixth in BB/9.0IP (3.01, fourth in AL).
- ▶ In 2023, Yankees pitchers ranked second in the American League and third in the Majors in opponents' batting average (.234)...Yankees pitchers also ranked sixth in the Majors in opponents' slugging percentage (.396, fourth in AL), ninth in opponents' on-base percentage (.308, sixth in AL) and opponents' OPS (.703, fifth in AL), and 10th in ERA (3.97, eighth in AL).
- ▶ In 2022, Yankees pitchers posted a 3.30 ERA (1,451.2IP, 532ER), the second-lowest ERA in the American League and the third-lowest in the Majors...it marked the Yankees' second-lowest ERA since 1979, trailing only their 2.90 ERA in 1981...Yankees pitchers also ranked third in the Majors in opponents' batting average (.219) and WHIP (1.12), fifth in K/BB (3.29), sixth in strikeouts (1,459) and seventh in K/9.0IP (9.05)...the Yankees pitching staff also allowed the third-fewest runs in the Majors (567) and the eighth-fewest walks (444)...their 567R were their fewest in a non-shortened season since 1972 (527R)...their 16 shutouts were the team's most in a single season since 1998 (also 16 shutouts).
- ▶ During the 2022 season, Yankees starters posted a 3.51 ERA (894.1IP, 349ER), the fourth-lowest in the Majors and the third-lowest in the AL...was their lowest ERA in the last 42 years, posting a 3.16 ERA in 1981.
- ▶ In 2021, Yankees pitchers posted a 3.74 ERA (1,435.1IP, 596ER), the third-lowest ERA in the American League and the sixth-lowest in the Majors...at the time, it marked the Yankees' third-lowest ERA in the last 36 seasons since 1986, trailing only their 3.72 ERA in 2017 and 3.73 ERA in 2011...Yankees pitchers also ranked fourth in the Majors in strikeouts (1,569) and K/9.0IP (9.84), fifth in K/BB (3.19) and sixth in opponents' batting average (.231) and WHIP (1.21)...their 1,569K were the second-most strikeouts in franchise history, trailing only their 1,634K in 2018.
- ▶ In his debut season in 2020, Yankees starters struck out 315 batters, the fourth-most in the Majors (Cleveland-401, Cincinnati-381 and Philadelphia-329)...their 9.60 K/9.0IP ratio (295.1IP) was sixth-highest.
- ▶ Prior to joining the Yankees, spent four seasons with Cleveland (2016-19)...began his time with Cleveland as the Lower Level Pitching Coordinator in 2016...from 2017-19, he served as the organization's Assistant Director of Player Development before being promoted to Director of Pitching Development...as the Assistant Director of Player Development, he oversaw the formation of pitching strategy for the club, collaborating with coaches, coordinators and front office personnel...he also assisted with leadership of the organization's player development staff and the design and execution of the staff's programs, policies and curricula.
- ▶ In 2019, five young starters he worked with contributed for Cleveland at the Major League level...each member of that group—Mike Clevinger, Shane Bieber, Zach Plesac, Adam Plutko and Aaron Civale—were developed in Cleveland's farm system, including three (Bieber, Plesac and Civale) who spent their entire minor league careers under his instruction after being drafted together in 2016...the five pitchers combined to produce 13.3 WAR (FanGraphs) over 107 games (105 starts) in 2019, anchoring the starting rotation for a 93-win team.
- ▶ Prior to joining Cleveland, spent seven years as the Pitching Coordinator for Cressey Sports Performance in Hudson, Mass., working under current Yankees' Director of Player Health and Performance, Eric Cressey...also coached the Yarmouth-Dennis Red Sox of the Cape Cod League and was the pitching coach at Lincoln-Sudbury High School in Sudbury, Mass. in 2015.
- ▶ Served as an Associate Scout for the Yankees from 2009-15.

PERSONAL

- ▶ Grew up in Concord, N.H....graduated from Concord High School in 2003.
- ▶ Attended the College of the Holy Cross in Worcester, Mass., where he graduated in 2007 with a degree in psychology and philosophy...pitched four seasons and was a co-captain as a senior in 2007.



TRAVIS CHAPMAN • 1B/Infield Coach



75

FULL NAME: Travis Adrian Chapman
BIRTHDATE: 6/5/78 • **OPENING DAY AGE:** 45
BIRTHPLACE: Jacksonville, Fla.
RESIDES: St. John's, Fla.
COLLEGE: Mississippi State University

COACHING CAREER

- ▶ Enters his third season on the Yankees' Major League coaching staff, serving as the club's First Base and Infield Coach...also enters his third season as the organization's Director of Infield...marks his 12th season in the Yankees organization.
- ▶ In 2021, he assumed the role of the Yankees' Minor League Infield Coordinator after spending the 2020 season coaching at the Alternate Site and serving as the Assistant Infield Coordinator...he had been assigned to serve as the Manager for the GCL Yankees in 2020 before the season was cancelled due to the COVID-19 pandemic.
- ▶ Spent four seasons as a Defensive Coach for Single-A Charleston (2015-16, '19) and Triple-A Scranton/Wilkes-Barre (2018)...in between his stints with Single-A Charleston and Triple-A Scranton/Wilkes-Barre, he managed the DSL Yankees in 2017.
- ▶ Made his minor league managerial debut in 2014 with the GCL Yankees 1 after making his professional coaching debut in 2013 as a coach for the GCL Yankees 2.
- ▶ Was an Assistant Coach for the 18U USA National team in 2012 that won a gold medal in Seoul, South Korea.

PLAYING CAREER

- ▶ Was originally selected by the Philadelphia Phillies in the 17th round of the 2000 First-Year Player Draft out of Mississippi State University and made his Major League debut with the club in 2003.
- ▶ Played in 506 combined minor league games over seven seasons with Philadelphia (2000-03), Kansas City (2004), Cincinnati (2005) and Pittsburgh (2006) organizations, hitting .286 (507-for-1,771) with 227R, 117 doubles, 5 triples, 41HR, 286RBI and 185BB.

PERSONAL

- ▶ Played four seasons with Mississippi State University (1997-2000), and left as the school's all-time doubles (71) leader.

Chapman's Career Playing Record

Year	Club	AVG	G	AB	R	H	2B	3B	HR	RBI	BB	SO	SB
2000	GCL Phillies	.188	9	32	3	6	3	1	0	5	4	4	0
	Batavia	.316	49	174	23	55	10	2	1	28	12	24	0
2001	Clearwater	.307	96	329	39	101	22	0	4	50	44	39	3
	Reading	.182	7	22	3	4	0	0	1	3	0	5	0
2002	Reading	.301	136	478	64	144	35	1	15	76	54	77	3
2003	Scranton/WB	.272	134	478	62	130	36	0	12	82	44	97	2
	PHILADELPHIA	.000	1	1	0	0	0	0	0	0	0	0	0
2004	AZL Royals	.309	17	55	12	17	2	1	1	8	8	9	1
	Wilmington	.234	27	94	12	22	4	0	5	16	7	24	0
2005	Sarasota	.292	13	48	4	14	1	0	1	6	5	7	0
2006	GCL Pirates	.143	7	21	1	3	1	0	0	5	3	2	0
	Altoona	.275	11	40	4	11	3	0	1	7	4	6	0
Minor League Totals		.286	506	1771	227	507	117	5	41	286	185	294	9
Major League Totals		.000	1	1	0	0	0	0	0	0	0	0	0



DESI DRUSCHEL • Asst. Pitching Coach

79

FULL NAME: Desi Druschel
BIRTHDATE: 6/19/75 • **OPENING DAY AGE:** 48
BIRTHPLACE: Vinton, Iowa
RESIDES: Lutz, Fla.
COLLEGE: Mount Mercy University



COACHING CAREER

- ▶ Begins his third season on the Yankees' Major League staff, serving as the Assistant Pitching Coach...also marks his sixth season in the Yankees organization.
- ▶ In 2023, Yankees pitchers ranked second in the American League and third in the Majors in opponents' batting average (.234)...Yankees pitchers also ranked sixth in the Majors in opponents' slugging percentage (.396, fourth in AL), ninth in opponents' on-base percentage (.308, sixth in AL) and opponents' OPS (.703, fifth in AL), and 10th in ERA (3.97, eighth in AL).
- ▶ In 2022, Yankees pitchers posted a 3.30 ERA (1,451.2IP, 532ER), the second-lowest ERA in the American League and the third-lowest in the Majors...it marked the Yankees' second-lowest ERA since 1979, trailing only their 2.90 ERA in 1981...Yankees pitchers also ranked third in the Majors in opponents' batting average (.219) and WHIP (1.12), fifth in K/BB (3.29), sixth in strikeouts (1,459) and seventh in K/9.0IP (9.05)...the Yankees pitching staff also allowed the third-fewest runs in the Majors (567) and the eighth-fewest walks (444)...their 567R were their fewest in a non-shortened season since 1972 (527R)...their 16 shutouts were the team's most in a single season since 1998 (also 16 shutouts).
- ▶ Prior to joining the Yankees' Major League coaching staff, spent three seasons as the Yankees' Manager of Pitch Development.
- ▶ Before joining the Yankees, spent five years at the University of Iowa...served as the team's Pitching Coach from 2017-19 after working as their Director of Baseball Operations from 2014-17.
- ▶ From 2004-14, worked at Mount Mercy University (Iowa), serving as an Assistant (2004-05) before being promoted to Head Coach (2005-14).
- ▶ Spent five years (2000-04) at Mount St. Clare College (Iowa), serving as an Assistant from 2000-01 before taking over as Head Coach from 2001-04.
- ▶ Began his coaching career as an Assistant Coach at Vinton-Shellsburg H.S. (Iowa) in 1998, before joining the collegiate ranks at Indiana University from 1999-2000.

PERSONAL

- ▶ Name is pronounced DEZ-ee DROO-shul.
- ▶ Played baseball and basketball at Upper Iowa University and Mount Mercy University (Iowa) from 1994-98... earned his master's degree in athletic administration from Indiana University in 2001.

Above Board

The Yankees have finished with a winning record in each of the last 31 seasons (1993-2023), marking the second-longest such stretch in Major League history, behind only the franchise's unprecedented streak of 39 straight winning seasons from 1926-1964.

The span is the third-longest streak of consecutive winning seasons all-time in the four major sports (MLB/NFL/NBA/NHL), behind only their own 39-season stretch and 32 straight winning seasons by the Montreal Canadiens (1952-83).

FRONT OFFICE

2024 YANKEES
DRUSCHEL

2023 REVIEW

OPPONENTS

HISTORY & RECORDS

YANKEE STADIUM

PLAYER DEVELOPMENT

MEDIA



CASEY DYKES • Asst. Hitting Coach



78

FULL NAME: Casey Dykes
BIRTHDATE: 1/27/90 • **OPENING DAY AGE:** 34
BIRTHPLACE: Franklin, Tenn.
RESIDES: Eagleville, Tenn.
COLLEGE: Western Kentucky University

COACHING CAREER

- ▶ Enters his third season on the Yankees' Major League coaching staff, serving as an Assistant Hitting Coach.
- ▶ In 2022, Yankees batters led the Majors in home runs (254), their third-most in a single season in franchise history, trailing only their 306HR in 2019 and 267HR in 2018...also led the Majors in home runs per game (1.57) and walks (620), ranked second in runs scored (807) and runs per game (4.98), fourth in slugging percentage (.426) and fifth in on-base percentage (.325)...the Yankees also recorded a Major League-leading 22 games with double-digit runs.
- ▶ Spent the 2021 season as Triple-A Scranton/Wilkes-Barre's Hitting Coach...the RailRiders ranked second in the Triple-A East in on-base percentage (.352) and fifth in batting average (.255) and OPS (.775).
- ▶ Had been assigned to serve as the Hitting Coach for Double-A Trenton affiliate in 2020 before the season was cancelled due to the COVID-19 pandemic.
- ▶ Prior to joining the Yankees, spent one season (2019) as the Hitting Coach at Indiana University, where the Hoosiers won the Big Ten regular season championship and led all of Division I in home runs during the regular season.
- ▶ Also served as Hitting Coach and Recruiting Coordinator at Virginia Military Institute from 2015-18.
- ▶ Began his coaching career as an Assistant at his alma mater, Western Kentucky, from 2013-14.

PERSONAL


- ▶ Played four seasons at Western Kentucky (2009-12), graduating with a bachelor's degree in sport management before completing his master's in athletic administration in 2014.
- ▶ Graduated from Franklin (Tenn.) H.S.

Home Sweet Home

The Yankees went 42-39 (.519) at Yankee Stadium in 2023, marking their 32nd straight winning season at home (since 1992). According to *Elias*, the Yankees' current streak is the second-longest in Major League history, trailing only their own 47-year streak from 1918-64.

The Yankees collected at least 50 wins at home in each of their first four seasons at the current Yankee Stadium (2009-12). In 2012, Yankee Stadium became the second ballpark to host the postseason in each of the first four years of its existence, joining Atlanta's Turner Field (first six)—credit: *Elias*.

The Yankees own the two highest single-season home winning percentages of all-time: .805 (62-15) in 1932 and .802 (65-16) in 1961.



MIKE HARKEY • Bullpen Coach

60

FULL NAME: Michael Anthony Harkey
BIRTHDATE: 10/25/66 • **OPENING DAY AGE:** 57
BIRTHPLACE: San Diego, Calif.
RESIDES: Chino Hills, Calif.
COLLEGE: Cal State University Fullerton



COACHING CAREER

- ▶ The 2024 season marks his 15th as the Yankees' Bullpen Coach, having held the position from 2008-13 before returning prior to the 2016 season (rejoined the team on 11/17/15).
- ▶ Since 2016, Yankees relievers have posted the best ERA in the AL (3.52) and the second-best ERA in the Majors... also rank second in the Majors in opponents' BA (.223, first in AL), K/9.0IP (10.07, second in AL), opponents' SLG (.364, first in AL) and opponents' OPS (.668, first in AL), third in strikeouts (4,809, second in AL), fourth in HR/9.0IP (1.01, first in AL), saves (335, second in AL), WHIP (1.22, third in AL) and opponents' OBP (.304, third in AL), and sixth in K/BB (2.82, fourth in AL).
- ▶ In 2023, Yankees relievers posted a Major League-best 3.34 ERA (619.0IP, 230ER), .221 opponents' BA and .349 opponents' SLG, ranked second in the Majors in HR/9.0IP (0.86, second in AL) and opponents' OPS (.658, first in AL), fifth in WHIP (1.23, third in AL) and sixth in opponents' OBP (.309, third in AL)...according to Elias, it marked the 12th time in franchise history (since 1913 when ER became an official stat in both leagues) and just the second time in the last 42 years (since 1982) that the Yankees posted the lowest bullpen ERA in the Majors.
- ▶ Served as the Bullpen Coach for Team Netherlands in the 2023 World Baseball Classic.
- ▶ In 2022, the Yankees bullpen posted the best HR/9.0IP ratio (0.58) in the Majors, ranked third in ERA (2.96) and opponents' OPS (.609), fifth in opponents' BA (.213) and seventh in WHIP (1.19)...during the 2021 season, the Yankees bullpen ranked fourth in the Majors in ERA (3.50) and WHIP (1.21), fifth in K/9.0IP (10.02) and opponents' BA (.225), and tied for fifth in strikeouts (675)...in 2019, the Yankees bullpen tied for second in saves (50), ranked third in the Majors with a 10.16 K/9.0IP ratio and ranked fifth in strikeouts (750)...in 2018, Yankees relievers set a Major League bullpen record (in a 162-game season) with an 11.40 K/9.0IP ratio (753K/594.2IP), surpassing the mark of 10.92 set by the 2017 Yankees...their 753K were then second-most by a bullpen in Baseball history behind the 2018 Rays (754K in 824.1IP)...in 2017, Yankees relievers struck out 653 batters, eclipsing the 600K mark for the first time in franchise history...in 2016, Yankees relievers led the Majors with a 10.15 K/9.0IP ratio and ranked third with 578K.
- ▶ Yankees relievers led the Majors in K/9.0IP ratio out of the bullpen each season from 2014-18: 2014 (10.25), 2015 (10.11), 2016 (10.15), 2017 (10.92) and 2018 (11.40, an MLB record in a 162-game season).
- ▶ Served as the Pitching Coach for the Arizona Diamondbacks from 2014-15...over the two-year span, the team's bullpen tied for second in the Majors with 1,041K.
- ▶ During his first tenure with the Yankees (2008-13), the bullpen led the AL in K/BB (2.49), wins (173), saves (279) and strikeouts (2,775), ranked second in opponents' BA (.237) and third in ERA (3.56)...over the same span, the Yankees went 491-17 when leading at the end of the eighth inning...Yankees relievers combined for 49 saves in 2013, fifth-most in the Majors...Yankees relievers combined for a 3.12 ERA in 2011, the lowest mark in the AL, and the lowest by a Yankees bullpen since 1985 (2.91)...in 2010, the Yankees bullpen combined for the second-lowest opponents' BA (.230) among AL teams...filled in as pitching coach from 6/4-29/10...Yankees relievers led the Majors in 2009 with 40 wins and tied for first with 51 saves...in 2008, the Yankees' bullpen collected a Major League-high 523K.
- ▶ Served as the Bullpen Coach with the Florida Marlins in 2006.
- ▶ Spent six seasons (2000-05) as a Pitching Coach in the Padres organization, making stops at Single-A Rancho Cucamonga (2000), Single-A Fort Wayne (2001, '03), Single-A Lake Elsinore (2002, '04) and Double-A Mobile (2005)...was the Pitching Coach for the 2007 Triple-A Iowa Cubs.

PLAYING CAREER

- ▶ Appeared in 131 career Major League games (104 starts) over eight seasons with the Cubs (1988, '90-93), Rockies (1994), Athletics (1995), Angels (1995) and Dodgers (1997), going 36-36 with a 4.49 ERA (656.0IP, 327ER).
- ▶ Was named *Sporting News* 1990 NL "Rookie Pitcher of the Year" after posting a 12-6 record with a 3.26 ERA in 27 starts for the Cubs...selected as *USA Today* "Minor League Player of the Year" in 1988...made his Major League debut at age 21 on 9/5/88 at Wrigley Field, recording a no-decision in Game 2 of a doubleheader vs. the Phillies.
- ▶ Was a first-round pick (fourth overall) by the Cubs in the 1987 First-Year Player Draft...was selected by the San Diego Padres in the 18th round of the 1984 First-Year Player Draft, but chose to attend college.

PERSONAL

- ▶ His son Cory played five seasons with the St. Louis/Los Angeles Rams as a tight end from 2012-16.
- ▶ Attended Cal State Fullerton from 1985-87, where he played baseball and earned All-American honors as a junior...graduated from Ganesha High School in Pomona, Calif.

Harkey's Major League Career Pitching Record

Year	Club	W-L	ERA	G	GS	CG	SHO	SV	IP	H	R	ER	BB	SO
1988	CHICAGO-NL	0-3	2.60	5	5	0	0	0	34.2	33	14	10	15	18
1990	CHICAGO-NL	12-6	3.26	27	27	2	1	0	173.2	153	71	63	59	94
1991	CHICAGO-NL	0-2	5.30	4	4	0	0	0	18.2	21	11	11	6	15
1992	CHICAGO-NL	4-0	1.89	7	7	0	0	0	38.0	34	13	8	15	21
1993	CHICAGO-NL	10-10	5.26	28	28	1	0	0	157.1	187	100	92	43	67
1994	COLORADO	1-6	5.79	24	13	0	0	0	91.2	125	61	59	35	39
1995	OAKLAND	4-6	6.27	14	12	0	0	0	66.0	75	46	46	31	28
	CALIFORNIA	4-3	4.55	12	8	1	0	0	61.1	80	32	31	16	28
1997	LOS ANGELES-NL	1-0	4.30	10	0	0	0	0	14.2	12	8	7	5	6
Major League Totals		36-36	4.49	131	104	4	1	0	656.0	720	356	327	225	316



PAT ROESSLER • Asst. Hitting Coach

66

FULL NAME: Patrick Alan Roessler
BIRTHDATE: 12/27/59 • **OPENING DAY AGE:** 64
BIRTHPLACE: Phoenix, Ariz.
RESIDES: Sarasota, Fla.
COLLEGE: University of Arizona



COACHING CAREER

- ▶ Rejoins the Yankees organization as an Assistant Hitting Coach...the 2024 season marks his 13th year with the Yankees (also 2004-14, '19) and 37th season in professional baseball.
- ▶ Spent the last four seasons (2020-23) as the Assistant Hitting Coach for the Washington Nationals...over that span, the Nationals ranked fifth in the Majors in batting average (.254, second in NL), sixth in hits (4,659, third in NL) and ninth in on-base percentage (.322, sixth in NL).
- ▶ Was a Player Development Advisor for the Yankees in 2019 after serving as the organization's Director of Player Development from September 2004 through the end of the 2014 season...additionally, he was the organization's Field Coordinator from September 2004 through the 2013 season and served as the club's Hitting Coordinator in 2005, '12 and '13...for the second half of the 2006 season, also managed Single-A Charleston.
- ▶ In between his previous two stints with the Yankees, spent four seasons with the Mets (2015-18), serving as their Assistant Hitting Coach from 2015-17 before being promoted to Hitting Coach for the 2018 season... Mets hitters set then-franchise-records in home runs in 2016 (218HR) and 2017 (224HR).
- ▶ Was the Minor League Hitting Coordinator for the Houston Astros from 2002-04.
- ▶ From 2000-01, was the Major League Hitting Coach for the Montreal Expos after serving as the organization's Minor League Hitting Coordinator from 1995-97.
- ▶ In between stints with the Expos, was the Minor League Hitting Coordinator for the Pittsburgh Pirates from 1998-99.
- ▶ Worked for the Chicago White Sox organization from 1988-94...was the organization's Roving Hitting Instructor in 1988 before serving as the Hitting Coach for Single-A Sarasota in 1989 and '93, Double-A Birmingham from 1990-92 and Single-A South Bend in 1994.
- ▶ Began his coaching career with Old Dominion University (Va.), serving as the Assistant Baseball Coach from 1983-88.

PERSONAL

- ▶ Received his bachelor's degree in physical education from the University of Arizona in 1983 and a master's degree in sport management from Old Dominion in 1987...played baseball at the University of Arizona and was a member of the 1980 College World Series championship team.



LUIS ROJAS • 3B/Outfield Coach

67

FULL NAME: Luis Rojas

BIRTHDATE: 9/1/81 • **OPENING DAY AGE:** 42

BIRTHPLACE: Santo Domingo, D.R.

RESIDES: Santo Domingo, D.R.



COACHING CAREER

- ▶ Begins his third season with the Yankees organization as the Third Base and Outfield Coach...marks his sixth season on a Major League coaching staff.
- ▶ Prior to joining the Yankees, spent 16 years with the New York Mets organization (2006-21), including two seasons as the Mets Manager (2020-21)...during that span, the Mets went 103-119 (.464) in 222 games...was the sixth Dominican-born Manager in Major League history.
- ▶ In 2019, Rojas served as the Mets' Major League Quality Control Coach...served as a conduit between the front office and coaching staff on all issues including game preparation, strategy and analytics.
- ▶ Prior to joining the Mets' Major League staff, managed Double-A Binghamton (2017-18), Single-A St. Lucie (2015-16), Single-A Savannah (2012-14) and the Gulf Coast League Mets (2011)...he was voted by his peers as the "Best Managerial Prospect" in the Florida State League in 2015 and 2016 by *Baseball America*...in 2014, was named the South Atlantic League "Manager of the Year" and the "Best Managerial Prospect" in the South Atlantic League by *Baseball America*.
- ▶ Served as a Minor League Coach for Single-A Savannah in 2010 and held the same role for the Gulf Coast League Mets from 2008-09.
- ▶ Spent his first full season in the Mets organization in 2007 with the Dominican Summer League team after joining the organization in 2006.
- ▶ Managed the Dominican Republic National Team in the WBSC Premier12 tournament in 2019.
- ▶ Has served as the General Manager for Leones del Escogido in the Dominican Winter League for the past two seasons...also managed Leones del Escogido for the three seasons (2015-18, leading them to a championship in 2015-16.

PLAYING CAREER

- ▶ Spent time in the minor league systems of the Baltimore Orioles (2000), Florida Marlins (2001-02) and Montreal Expos/Washington Nationals (2003-05).

PERSONAL

- ▶ His father, Felipe Alou, was the first Dominican-born Manager in Major League history, serving as the skipper for the Montreal Expos (1992-2001) and San Francisco Giants (2003-06) after his 17-season Major League career...Luis and Felipe were the sixth father-son duo to both serve as Major League Managers, joining Buddy and David Bell, Aaron and Bob Boone, Connie and Earle Mack, George and Dick Sisler, and Bob and Joel Skinner...his father played for the Yankees for parts of three seasons from 1971-73.
- ▶ His brother, Moises Alou, also played 17 seasons in the Majors with seven different teams.

Rojas' Career Playing Record

Year	Club	AVG	G	AB	R	H	2B	3B	HR	RBI	BB	SO	SB
2004	GCL Expos	.240	37	125	15	30	6	1	2	19	14	26	3

FRONT OFFICE

2024 YANKEES
ROJAS

2023 REVIEW

OPPONENTS

HISTORY & RECORDS

YANKEE STADIUM

PLAYER DEVELOPMENT

MEDIA



JAMES ROWSON • Hitting Coach



62

FULL NAME: James Frank Rowson

BIRTHDATE: 9/12/76 • **OPENING DAY AGE:** 47

BIRTHPLACE: Mount Vernon, N.Y.

RESIDES: Spring Hill, Fla.

COACHING CAREER

- ▶ Enters his first season as the Yankees' Hitting Coach...the 2024 season will mark his 10th on a Major League coaching staff and his 23rd season coaching professional baseball.
- ▶ Was the Detroit Tigers' Assistant Hitting Coach in 2023 after serving as the Bench Coach for the Miami Marlins from 2020-22.
- ▶ Prior to his stint in Miami, he was the Hitting Coach for the Minnesota Twins from 2017-19...during his three-year tenure in Minnesota, the Twins ranked fourth in the Majors in runs scored (2,492), fifth in batting average (.260) and slugging percentage (.445), sixth in OPS (.775), and seventh in home runs (679)...in 2019, the Twins set a Major League record with 307 home runs while establishing club records for runs scored (939), extra-base hits (648), slugging percentage (.494) and OPS (.832)...that same year, the Twins also ranked second in the Majors in runs scored, hits (1,547), batting average (.270), slugging percentage and OPS.
- ▶ Spent nine years in the Yankees organization from 2006-11 and 2014-16, serving as the Minor League Hitting Coordinator in seven of those seasons (2008-11, '14-16)...was also the Hitting Coach for Single-A Tampa from 2006-07.
- ▶ In between his previous stints with the Yankees, spent two seasons with the Chicago Cubs organization (2012-13), originally serving as their Minor League Hitting Coordinator before being named the Cubs' Major League Hitting Coach in June 2012.
- ▶ Began his coaching career with the Los Angeles Angels organization, spending four years as a Minor League Hitting Coach with Single-A Rancho Cucamonga (2004-05), Single-A Cedar Rapids (2003) and Rookie-level Provo (2002).

PLAYING CAREER

- ▶ Was originally selected by the Seattle Mariners in the ninth round of the 1994 First-Year Player Draft out of Mount St. Michael High School in the Bronx.
- ▶ The former outfielder played three minor league seasons with the Mariners (1995-96) and Yankees (1997) before playing for Cook County in the Independent Heartland League in 1998.

PERSONAL

- ▶ Graduated in 1994 from Mount St. Michael High School (Bronx, N.Y.).

Rowson's Career Playing Record

Year	Club	AVG	G	AB	R	H	2B	3B	HR	RBI	BB	SO	SB
1995	AZL Mariners	.189	30	106	9	20	6	1	0	9	6	38	9
1996	Everett	.221	53	181	30	40	9	2	4	24	26	68	4
1997	Oneonta	.195	12	41	8	8	2	2	0	4	4	17	1
	Greensboro	.286	8	21	1	6	1	0	0	2	5	8	0
	Tampa	.060	25	50	2	3	2	0	0	4	4	29	2
Minor League Totals		.193	128	399	50	77	20	5	4	43	45	160	16



TANNER SWANSON • Field Coord.

76

FULL NAME: Tanner James Swanson
BIRTHDATE: 8/31/82 • **OPENING DAY AGE:** 41
BIRTHPLACE: Seattle, Wash.
RESIDES: Seattle, Wash.
COLLEGE: Central Washington University



COACHING CAREER

- ▶ Enters his fifth season as the Yankees' Director of Catching and his first as the club's Major League Field Coordinator...previously served as the club's Quality Control/Catching Coach and Director of Catching from 2020-23...as the organization's Director of Catching, oversees the Yankees' catching operation at all levels and consults with the Player Development Catching Coordinator.
- ▶ In 2022, Yankees catchers ranked third in the Majors with a 3.30 catcher's ERA...was the Yankees' lowest catcher's ERA in the last 41 seasons since 1981 (2.90)...according to Sports Info Solutions, Yankees catchers led the Majors with 24 defensive runs saved (next: Toronto Blue Jays - 15 DRS)...following the 2022 season, catcher Jose Trevino won his first career Gold Glove Award and was named the AL Platinum Glove winner... Trevino was just the third Yankees catcher (sixth time) to win a Gold Glove, joining Thurman Munson (1973-75) and Elston Howard (1963-64)...Trevino was also the first Yankee and the first AL catcher to win the Platinum Glove since its initiation in 2011.
- ▶ Prior to joining the Yankees, spent two seasons (2018-19) as the Minnesota Twins' Minor League Catching Coordinator.
- ▶ Spent nine seasons at various levels of collegiate baseball, including a five-year stint as a Volunteer Assistant Coach at the University of Washington (2013-17), where he also briefly served as the school's Director of Baseball Operations for one season (2012)...during his tenure as a coach at Washington, his catchers garnered three All-Pac-12 Conference selections, with two also being selected in the first three rounds of the Major League First-Year Player Draft.
- ▶ Served as Head Coach at Green River Community College (Wash.) in 2011...was a lecturer in the School of Physical Education and School Health, while also serving as an Assistant Coach at his alma mater, Central Washington University, in 2010...in 2009, was an Assistant Coach at Everett Community College (Wash.), and in 2008, he taught and coached baseball at Sultan High School.

PERSONAL

- ▶ Grew up in Roslyn, Wash., and graduated from Cle Elum-Roslyn High School in 2001.
- ▶ Attended Green River Community College (Wash.) for one year and Everett Community College (Wash.) for one year, earning All-NWAACC honors as a sophomore in 2003...graduated from Central Washington University in 2006 with a Bachelor of Science degree in physical education and school health...while at CWU, was an academic all-conference selection.
- ▶ Attended Seattle University and is in the process of earning a master's in sports administration and leadership.
- ▶ Created the "Coaches vs. COVID" campaign in March 2020...the campaign invited coaches to use their sports expertise to connect with communities around the world via online professional development webinars... donations were made by webinar participants and 100% of the funds raised directly supported the Fred Hutch Cancer Research Center in Seattle, which focused on critical COVID-19 prevention and treatment research in collaboration with the University of Washington, Seattle Cancer Care Alliance and the Bill & Melinda Gates Foundation.

FRONT OFFICE

2024 YANKEES
SWANSON

2023 REVIEW

OPPONENTS

HISTORY & RECORDS

YANKEE STADIUM

PLAYER DEVELOPMENT

MEDIA





WE ARE NEW YORK

(IT'S IN OUR NAME)

From bridges and towers to subway lines and iconic buildings, for decades our association members have contributed to the beauty and well-being of the landmarks that make up our skyline and the infrastructure that keeps New York moving forward.

YOUR CITY IS OUR CITY AND WE'RE PROUD TO BE A PART OF IT.



New York
Structural Steel
Painting Contractors
Association Inc.

Kieran Ahern, President • Dan O'Connell, Legal Advisor • Jed Coldon, Director

nysspca.net

Additional Yankees Coaching Staff



Brett Weber • Director of Advance Scouting and Coaching Assistant

The 2024 season marks his seventh as the Yankees' Director of Advance Scouting and Coaching Assistant...joined the Major League coaching staff in 2009...handles advance materials in preparation for upcoming series, working directly with the coaching staff to provide analytical information...also oversees the advance scouting analyst program...also coordinates all Yankees aspects of the MLB replay system...was drafted by the Phillies in 1997 (did not sign) and Yankees in 1998, spending three seasons pitching in the Yankees' minor league system (1998-2000)...also pitched for the Schaumburg Flyers in independent league baseball from 2003-04...attended the University of Illinois where he was named the Big Ten Pitcher of Year and an All-American as a senior in 1998...Weber also worked in finance at Smith Barney Citigroup between his pitching and coaching career.



Aaron Leanhardt • Analyst, Major League Coaching Staff

Enters his seventh season in the Yankees organization and his first as the Yankees' Major League Analyst...is responsible for integrating the use of quantitative information with on-field performance and preparation, serving as a conduit between the quantitative analysis department and the Major League players and coaches...spent the last two seasons (2022-23) as the organization's Assistant Minor League Hitting Coordinator...also served as the Hitting Coach for the GCL Yankees East (2018), DSL Yankees (2019) and the FCL Yankees (2021)...in 2020, he had been assigned to serve as the Hitting Coach for the GCL Yankees East before the season was cancelled...before joining the Yankees, spent the 2017-18 season as the Hitting Coach and Recruiting Coordinator at Dawson Community College (Mont)...also served as a Voluntary Assistant Coach with the Duluth Huskies Baseball Club of the Northwoods League (Minn.) during the build-up to their 2018 season...began his coaching career as an Assistant Coach for the Jersey Pilots in the Atlantic Collegiate Baseball League (N.J.) in 2017...earned his bachelor's degree in electrical engineering from the University of Michigan and a Ph.D. in physics from the Massachusetts Institute of Technology...was a physics professor at the University of Michigan from 2007-14.



Collin Theroux • Bullpen Catcher

Begins his third season as a Bullpen Catcher for the Yankees...prior to joining the organization, spent six years in the Oakland Athletics minor league system (2016-21)...was selected by Oakland in the 32nd round of the 2016 First-Year Player Draft out of Oklahoma State University...attended San Joaquin Delta College before transferring to OSU...was originally drafted by the Minnesota Twins in the 33rd round of the 2015 First-Year Player Draft, but did not sign...is a native of San Mateo, Calif.



Rainiero Coa • Bullpen Catcher

Enters his second season as a Bullpen Catcher for the Yankees...served as the Quality Control Coach for the Aguilas del Zulia in the Venezuelan Winter League in 2023 after serving as their analyst in 2021...prior to serving as the Yankees' Bullpen Catcher, spent two seasons as the Manager for the DSL Yankees (2021-22)...also served as Yankees Dominican Republic Academy Complex Coordinator in 2022...prior to the COVID-19 pandemic, was scheduled to make his managerial debut in 2020...spent the 2019 season as a Defensive Coach with the GCL Yankees East after serving as Catching Coach for the DSL Yankees from 2017-18...was the Defensive Coach for the DSL Yankees in 2016...prior to his coaching career, spent six seasons (2010-15) as a catcher in the Yankees organization after being signed by the club as a non-drafted free agent on April 30, 2010.



Dan Pane • Major League Video Coordinator

Enters his ninth season as the Yankees' Major League Video Coordinator after being hired by the team in January 2016...is responsible for editing video, charting games and distributing advance video for review by players, coaches and the front office...before joining the Yankees, spent five seasons with the Pittsburgh Pirates as an Advance Video Scouting Assistant from 2011-12 and Minor League Video Coordinator from 2013-15...prior to that, spent two seasons with the Los Angeles Dodgers organization as a Minor League Video Intern for Double-A Chattanooga in 2009 and Triple-A Albuquerque in 2010...spent 2008 as a Florida Operations Intern for the Pittsburgh Pirates during spring training before being hired as a Florida Operations Assistant upon his college graduation...the Omaha, Neb., native graduated from Wayne State College in May 2008 with a degree in sport management.



Tyler DeClerck • Assistant Director, Advance Scouting

Enters his 10th season with the Yankees and second as the team's Assistant Director of Advance Scouting...previously served as the club's Manager of Advance Scouting from 2019-22...spent 2015-18 in various roles within Player Development...previously spent time with both the Washington Nationals and Detroit Tigers...the Rochester, N.Y., native graduated from the University of Rochester with a degree in financial economics.



Player Health & Performance Staff



Eric Cressey • Director, Player Health and Performance

The 2024 season will mark his fifth with the Yankees as the club's Director of Player Health and Performance...is the first person to hold the title with the organization and plays a role in staffing, assessments, facility enhancements, equipment, continuing education, and technology across strength and conditioning, nutrition, and sports medicine...is President and Co-Founder of Cressey Sports Performance, which has facilities in Palm Beach Gardens, Fla. and Hudson, Mass., and specializes its training programs on kinesiology and biomechanics...has worked with athletes of all ages and levels, ranging from youth sports to professionals and Olympians, helping them to reach the pinnacle in performance in their sports...has worked most extensively with baseball players, with more than 100 professional players training with him each offseason...previously served as a high performance consultant for the Minnesota Twins for two years...Yankees Pitching Coach Matt Blake previously worked as a Pitching Coordinator for the company...is host of the "Elite Baseball Development" podcast and has served as an invited guest speaker nationally and internationally...has also authored more than 500 articles and published five books...is a Certified Strength and Conditioning Specialist (CSCS) through the National Strength and Conditioning Association...received his master's degree in kinesiology with a concentration in exercise science through the University of Connecticut...his master's thesis was published in the Journal of Strength and Conditioning Research...while at UConn, was involved in varsity strength and conditioning and research in the human performance laboratory...completed his undergraduate work at the University of New England with a double major in exercise science and sports and fitness management...is a baseball consultant to New Balance and serves on the Health Advisory Board for Equinox...served as the Strength and Conditioning Coach for the USA Baseball Under-18 National Team that won the gold medal at the 2015 World Cup in Osaka, Japan.



Michael Schuk • Director, Sports Medicine & Rehabilitation

Begins his 11th season with the Yankees and fifth as Director of Sports Medicine & Rehabilitation...spent six seasons (2014-19) as the team's Physical Therapist/Assistant Athletic Trainer...from 2012-14, worked on the THOR³ initiative, a program designed to aid the physical and mental abilities of Army Special Forces...prior to his work with the Army, served as an Athletic Trainer in Cleveland's minor league system in 2006 and again in 2010...earned his Doctor of Physical Therapy degree at Nova Southeastern University in Fort Lauderdale, Fla., in 2010...graduated from the University of Central Florida in 2005.



Tim Lentych • Head Athletic Trainer

The 2024 season is his fifth as the Yankees' Head Athletic Trainer and 21st with the organization...spent four seasons (2016-19) as the Yankees' Assistant Athletic Trainer...was the Yankees' Minor League Head Athletic Trainer from 2012-15...spent four seasons as the Head Trainer for Double-A Trenton (2008-11) and was named the 2009 Eastern League "Athletic Trainer of the Year"...was the Athletic Trainer with Single-A Charleston from 2005-07 after serving the same role for short-season Single-A Staten Island in 2004...earned his bachelor's degree in applied sciences and technology with a concentration in athletic training from Ball State University in 2001 and worked as an Athletic Training Intern with Baltimore that year...earned his master's degree from the University of Tennessee in 2004.



Steve Donohue • Director, Medical Services

Begins his 46th consecutive season in the Yankees organization in 2024 and fifth as Director of Medical Services...served eight seasons as the team's Head Athletic Trainer (2012-19)...spent 26 years (1986-2011) as the Yankees' Assistant Athletic Trainer under Gene Monahan, sharing MLB's "Athletic Training Staff of the Year" honors in 1990 and 2010...in December 2023, was presented with the President's Distinguished Service Award from the Professional Baseball Athletic Trainers Society...in January 2020, was inducted into the New York State Athletic Trainers Association Hall of Fame...in January 2018, was named the winner of the "Most Distinguished Athletic Trainer Award" by the National Athletic Trainers Association...served as an Athletic Trainer for the American League squad at the 2018 All-Star Game at Nationals Park in Washington D.C., the 2006 All-Star Game at Pittsburgh's PNC Park and the 1999 All-Star Game at Boston's Fenway Park...began his athletic training career in 1979 at the Yankees' Double-A West Haven affiliate before being promoted to Double-A Nashville (1980-81) and Triple-A Columbus (1982-85)...was promoted to the New York Yankees in 1986...is a 1974 graduate of Cardinal Spellman High School in the Bronx and a 1979 graduate of the University of Louisville...was the Trainer for the NCAA Champion University of Louisville men's basketball team in 1980...is a member of the National Athletic Trainers' Association and serves on their professional ethics committee...additionally, is a member of the Eastern Athletic Trainers' Association...also pens the annual Professional Baseball Athletic Trainers Society's *Confidential Directory* and is the Chairman of the PBATS' Hall of Fame committee.





Alfonso Malaguti • Assistant Athletic Trainer

Begins his fifth season as the Yankees' Assistant Athletic Trainer and 13th in the Yankees organization...served as the Yankees' International Player Development Athletic Trainer from 2018-19...joined the Yankees as an Athletic Trainer Intern with Single-A Tampa in 2010 and served in the same role with Player Development in 2011...was the GCL Yankees East Athletic Trainer in 2012 before becoming the Latin America Medical Coordinator and GCL Athletic Trainer from 2012-15...served as the U.S. Men's National Softball Team Athletic Trainer from 2017-19, which included the 2019 Lima Pan American games...in 2016, founded Centro de Medicina Deportiva Malaguti, a sports medicine clinic and rehab center in Juan Dolio, D.R...won the GCL Athletic Trainer of the Year Award in 2014...earned a bachelor's degree in athletic training from the University of South Florida in 2011...is a native of Maracay, Venezuela.



Joe Bello • Major League Physical Therapist

Begins his fourth season as the Yankees' Major League Physical Therapist and his eighth with the Yankees organization...prior to joining the Major League staff, spent three seasons (2018-20) as the Minor League Physical Therapist for Yankees Player Development...joined the organization in 2017 as a Physical Therapy Intern...graduated from Ithaca College with his bachelor's degree in clinical health studies in 2015 and also earned his Doctorate of Physical Therapy degree from Ithaca College in 2017...became a Certified Strength and Conditioning Specialist (CSCS) in 2017 and a Board Certified Clinical Specialist in Sports Physical Therapy (SCS) in 2020.



Brett McCabe • Major League Strength and Conditioning Coach

Begins his fifth season as the Yankees' Major League Strength and Conditioning Coach in 2024...served as the American League Strength and Conditioning Coach for the 2022 All-Star Game in Los Angeles, Calif., after being selected by the Strength and Conditioning Coaches Society...prior to joining the Yankees, spent six seasons (2013-18) as the Major League Strength and Conditioning Coach for the San Diego Padres...also spent seven seasons (2006-12) with the Arizona Diamondbacks, where, as the Minor League Strength and Conditioning Coordinator, he oversaw the strength and conditioning programs for each of the organization's affiliates...from 2003-05, was a Strength and Conditioning Coach in the Blue Jays system, working at Double-A New Haven in 2003 and Triple-A Syracuse from 2004-05...earned a Bachelor of Science degree in movement science at Grand Valley State University (Mich.) in 2002...is a licensed massage therapist, registered strength and conditioning coach and certified strength and conditioning specialist.



Larry Adegoke • Major League Assistant Strength and Conditioning Coach

Enters his seventh season with the Yankees and second as the Yankees' Major League Assistant Strength and Conditioning Coach...spent the previous two seasons (2021-22) as the Strength and Conditioning Coach for Triple-A Scranton/Wilkes-Barre...was assigned to Single-A Charleston in 2020 before the season was canceled due to COVID-19...also spent two seasons with Rookie-level Pulaski (2018-19)...joined the Yankees organization full-time in 2018 after serving as the team's Performance Science Assistant in 2017...was also a Strength and Conditioning Intern for the Kennesaw State football team...earned a degree in exercise science from Kennesaw State (Ga.)...earned his M.S. in exercise and nutrition science from the University of Tampa.



Drew Weisberg • Major League Dietitian

Begins his eighth season in the Yankees organization and fifth as the Major League Dietitian...spent the prior three seasons (2017-19) as the team's Assistant Strength and Conditioning Coach...before joining the Yankees, worked as an intern in the nutrition department for the Green Bay Packers from 2015-17...completed his undergraduate degree at Rutgers University in 2014 and became a registered dietitian through schooling at NYU in 2018...is also a Certified Strength and Conditioning Specialist...is a native of Bergen County, N.J.



Doug Cecil • Massage Therapist

Begins his 14th season as the Yankees' Massage Therapist in 2024, having joined the organization in 2011...prior to his time with the Yankees, held the same role for the Tampa Bay Devil Rays (2005), Toronto Blue Jays (2006) and Texas Rangers (2007-10)...attended Florida State University and later graduated from the Suncoast School of Massage for Sports Medicine in 2005...grew up in Elizabethtown, Ky., and later spent 20 years living in Tampa, Fla.



Yankees Medical Staff



Dr. Christopher Ahmad, M.D.

Head Team Physician

Dr. Christopher S. Ahmad begins his 16th season as Yankees Head Team Physician in 2024...holds the same position with NYCFC...has been an Assistant Attending Orthopaedic Surgeon in the Sports Medicine and Shoulder Service at New York Orthopaedic Hospital since 2001...has also served as an Associate Professor of Orthopaedic Surgery at Columbia University since 2007 after having been an Assistant Professor beginning in 2001...trained in sports medicine at the Kerlan-Jobe Orthopaedic Clinic from 2000-01, which included team physician coverage for the Dodgers (MLB), Lakers (NBA), Kings (NHL), Galaxy (MLS) and Fullerton College football...was Administrative Chief Resident of Orthopaedic Surgery from 1999-2000 at Columbia University, where he served his orthopaedic surgery residency from 1996-99...completed the Frank E. Stinchfield Orthopaedic Research Fellowship at Columbia from 1994-95...received his M.D. from the NYU School of Medicine in 1994 and a B.S. in mechanical engineering from Columbia University in 1990...has been elected into the American Orthopaedic Society for Sports Medicine and the American Shoulder and Elbow Surgeons Society...his practice specializes in advanced arthroscopic surgical techniques for sports-related injuries of the knee, shoulder and elbow.



Dr. Paul Lee, M.D., M.P.H.

Head Team Internist

Dr. Paul Gene Lee has served as the Head Team Internist for the New York Yankees since 2007...also held the same position with New York City Football Club for six years until 2021...is the Harry C. and Misook Doolittle Professor of Medicine at Columbia University...received his B.A. degree from Cornell University, his M.D. degree from Mount Sinai School of Medicine and his M.P.H. degree from Columbia University...after serving as a chief resident at Columbia Presbyterian Medical Center, he joined the faculty in 2001...served as an Associate Program Director of the Medical Residency, Medical Director of the Hospitalist Program, and Medical Director for Global (International) Patient Services at the NewYork-Presbyterian Hospital...serves as a director for a concierge medicine program and course director for CME programs.



Dr. Stuart J. Hershon, M.D., P.C.

Senior Advisor, Orthopedics

Begins his 37th season as part of the Yankees medical staff...served as the team's Head Physician from 1988-2008...is an orthopedic surgeon affiliated with NYU Langone Medical Center and Hospital for Joint Diseases, where he is Assistant Clinical Professor of Sports Medicine and Orthopedic Surgery...was formerly Chief of Sports Medicine at Roosevelt Hospital and North Shore University Hospital...graduated from Harvard (1959) and New York Medical College (1963) before serving as a medical officer with the U.S. Navy from 1964-66...was a starting tight end for Harvard and their leading receiver in 1958...was a *Newsday* "All-Scholastic" player at Long Beach (N.Y.) High School in 1954...has also served as Team Physician for the New York Arrows of the Major Indoor Soccer League and Nassau Community College.



Dr. Norman Castellano, M.D.
Team Physician, Tampa



Dr. Will Turner, M.D.
Team Internist



Dr. Daniel Murphy, M.D.
Team Orthopedic Surgeon, Tampa

Additional Medical Staff

- Arnold Ramirez - Family Practice/Sports Medicine, Tampa
- Scott Levy, D.D.S. - Dentist
- Darrell Rigel, M.D. - Dermatologist
- Louis Bisogni, D.C. - Chiropractor
- Gil Chimes, D.C. - Chiropractor
- Mike Prebeg, D.C. - Chiropractor
- Scott Hegseth, D.C. - Team Chiropractor, Tampa
- Dr. Robby Sikka, Team Physician - Medical Analyst



Yankees Mental Conditioning Staff

The Mental Conditioning Department educates, challenges, and supports players, coaches, and staff on the mental side of the game by emphasizing the right mindset that contributes to elite performance, on and off the field.



Chad Bohling Senior Director, Organizational Performance

Begins his 20th season in the Yankees organization, having joined the club in 2005...marks his second season as Senior Director of Organizational Performance...current responsibilities include consistent support to the Major League club, assisting the scouting department with feedback prior to the Major League Baseball First-Year Player Draft and providing oversight to the mental conditioning department while also collaborating with other departments throughout the organization...outside of the Yankees, is a consultant for the Dallas Cowboys of the NFL (since 2012), Dallas Stars of the NHL (since 2021), Wheels Up Aviation Company (since 2019) and other individual coaches and athletes...prior to joining the Yankees, served as the Director of Mental Conditioning for the IMG Academies in Bradenton, Fla., from 1997-2005, working with many athletes, including Olympians and MLB, NBA, NFL, ATP and WTA professionals...with IMG, specifically worked with 27 NFL first-round draft picks from 2001-05 and the Jacksonville Jaguars from 2002-05...also while at IMG Academies, served as an Adjunct Professor for Manatee Community College, teaching Mental Training and Development...earned a B.A. in psychology from Wichita State University and an M.A. in sport psychology from San Diego State University.



Chris Passarella Director, Mental Conditioning

Begins his 17th season with the Yankees organization, having joined the club in 2008...begins his second year with the title of Director, leading the day-to-day activities of the mental conditioning department...is based out of the Yankees' Player Development Complex in Tampa, but travels throughout the team's minor league system during the season...also oversees the organization's mental conditioning program as it relates to the annual Major League Baseball First-Year Player Draft, conducting interviews with prospective amateur players prior to the July draft...earned a B.A. of psychology from the University of Indianapolis in 1999 and an M.S. in sport behavior and performance from Miami University (Ohio) in 2001.



Héctor González Coordinator, Cultural Development

The 2024 season marks his 16th as the Yankees' Cultural Development Coordinator...is based out of the Yankees' Player Development Complex in Tampa...travels throughout the minor league system during the season to work with the organization's prospects, while also assisting Latin American players as they adjust to life in the United States...the former infielder is a native of Estado Miranda, Venezuela, and was selected by the Yankees in the 35th round of the 2003 First-Year Player Draft...spent five years in the Yankees' minor league system (2003-07)...graduated from Brito Miami Private School in Miami, Fla., and is currently attending Hillsborough Community College (Fla.).



David Schnabel Video-Research Coordinator/Mental Conditioning Coach

Begins his 15th season with the Yankees organization...works with players, coaches, and staff throughout the organization on developing applied mental conditioning principles...coordinates the department's engagement in sports psychology research...also produces motivational and educational video content for individual players and team meetings...attended Vanderbilt University, where he earned a Bachelor of Music degree...in 2021, he earned a Master of Education degree from the University of Missouri in educational, school and counseling psychology with an emphasis in positive coaching and athletic leadership.



Noel García Mental Conditioning Coach

Begins his sixth season in the Yankees organization, having been hired in February 2019...in his role, assists with domestic and Latin players on the mental side of the game, as well as guiding Latin players in their transition to the United States...earned a Master of Science in sports exercise and performance psychology from Barry University (Fla.) in May 2018.



Aaron Barnett Mental Conditioning Coach

Begins his fifth season in the Yankees organization and his second as a Mental Conditioning Coach...in his role, supports players, coaches and staff throughout the minor leagues, including rehabbing players in Tampa...previously served as the Yankees' Major League Bullpen Catcher and Coaching Assistant for three seasons from 2020-22...earned a Master of Science in kinesiology and physical education with a specialization in sport psychology from Northern Illinois University...while at NIU, served as a Mental Performance Intern with the Manhattan College baseball team (2021)...prior to joining the Yankees, spent the 2019 season interning in the Mariners' player development department...played baseball at Pepperdine University (Calif) from 2013-17, where he graduated with a degree in economics and a minor in applied mathematics.



Yankees Support Staff



Rob Cucuzza Equipment Manager

Begins his 27th season as Home Clubhouse Manager...was named the 2010 MLB "Home Clubhouse Manager of the Year" as voted by his peers...has been a member of the Yankees organization since 1984, working as a Bat Boy (1984-86), Assistant Visiting Clubhouse Manager (1987-89) and Assistant Equipment Manager (1990-97)...the Bronx, N.Y., native is a 1985 graduate of Mount St. Michael Academy...is the son of former Visiting Clubhouse Manager, Lou Cucuzza, Sr.



Lou Cucuzza, Jr. Director, Clubhouse Operations

The 2024 season marks his 47th year in the New York Yankees organization, having started as a Bat Boy in 1978...was named the 2021 MLB "Visiting Clubhouse Manager of the Year" as voted by his peers, earning the title for the fourth time in his career (also 2006, '09-10)...currently serves as President of the Major League Baseball Clubhouse Managers Association...served as Equipment Manager on the 2014 MLB Japan Tour...earned a B.A. in public accounting from Iona College...worked five years as an auditor for the accounting firm of KPMG Peat Marwick (1987-91) and five years as Budgeting Manager for Melville Corporation (1992-96)...is a native of the Bronx, N.Y....is the son of former Visiting Clubhouse Manager, Lou Cucuzza, Sr.

Clubhouse Assistants

Cesar Caceres ♦ Chris Cruz ♦ David Cabrera ♦ Rich Davis ♦ Doug Fiedler ♦ Joe Lee
Shaun O'Brien ♦ Edwin Tavarez ♦ Liam Turner



1978 World Series Champion Yankees

The Yankees' memorable 1978 World Championship club came back from a 14.0-game deficit in the AL East standings at the close of play on July 19 to take the division with a dramatic 5-4, one-game playoff victory over the Boston Red Sox at Fenway Park on Oct. 2. The team went on to defeat Kansas City 3-games-to-1 in the ALCS before winning their second straight Fall Classic over Los Angeles, 4-games-to-2. The club was piloted to the title by Bob Lemon, who led the Yankees to a 48-20 record after taking over following Billy Martin's midseason resignation.

Top Row (Standing): Reggie Jackson, Cliff Johnson, Jay Johnstone, Willie Randolph, Catfish Hunter, Chris Chambliss, Paul Lindblad, Paul Blair. **Third Row (Standing):** Gene Monahan (trainer), Dom Scala (bullpen catcher), Brian Doyle, Bucky Dent, Ron Guidry, Ken Clay, Larry McCall, Jim Beattie, Rich Gossage, Dick Tidrow, Lou Piniella, Fred Stanley, Herman Schneider (trainer), Pete Sheehy (clubhouse manager). **Seated (on bench):** Thurman Munson, Elston Howard (coach), Dick Howser (coach), Bob Lemon (manager), Yogi Berra (coach), Art Fowler (coach), Clyde King (coach), Gene Michael (coach), Gary Thomasson, Roy White, Ed Figueroa. **Seated (on ground):** Batboys - Gregg Pinder, Jim Plattner, Sandy Sallandrea.



Golf Islip



www.islipny.gov

www.brentwoodccgolf.com

www.gullhavengolf.com

www.holbrookccgolf.com



2024 New York Yankees 40-Man Roster

MANAGER: Aaron Boone (17)

COACHES: Brad Ausmus (68, Bench), Matt Blake (77, Pitching), Travis Chapman (75, First Base), Jesus Dueschel (79, Assistant Pitching), Casey Dykes (78, Assistant Hitting), Mike Harkey (60, Bullpen), Pat Roessler (66, Assistant Hitting), Luis Rojas (67, Third Base), James Rowen (62, Hitting), Tanner Swanson (76, Field Coordinator & Catching)

DIRECTOR OF HEALTH & PERFORMANCE: Eric Cressey **DIRECTOR OF SPORTS MEDICINE & REHAB:** Michael Schuk **HEAD TRAINER:** Tim Lentych

DIRECTOR OF MEDICAL SERVICES: Steve Donohue **ASSISTANT ATHLETIC TRAINER:** Alfonso Malaguti **MAJOR LEAGUE PHYSICAL THERAPIST:** Joe Bello **HEAD TEAM PHYSICIAN:** Dr. Christopher Ahmad **SPRING TRAINING PHYSICIAN:** Dr. Norman Castellano **MAJOR LEAGUE STRENGTH & CONDITIONING:** Brett McCabe

ASSISTANT MAJOR LEAGUE STRENGTH & CONDITIONING: Larry Adegoke **DIRECTOR OF MENTAL CONDITIONING:** Chad Bohling

MAJOR LEAGUE DIETITIAN: Drew Weisberg **MASSAGE THERAPIST:** Doug Cecil **EQUIPMENT MANAGER:** Rob Cuzza

DIRECTOR OF CLUBHOUSE OPERATIONS: Lou Cucuzza, Jr. **EXECUTIVE DIRECTOR OF TEAM TRAVEL & PLAYER SERVICES:** Ben Tulebitz

VP OF COMMUNICATIONS & MEDIA RELATIONS: Jason Zillo **INTERPRETER:** Marlon Abreu **TEAM SECURITY:** Edward Fastook, Mark Kafalas

DIRECTOR OF ADVANCE SCOUTING AND COACHING ASSISTANT: Brett Weber **BULLPEN CATCHERS:** Rainiero Coa, Collin Theroux

MAJOR LEAGUE VIDEO COORDINATOR: Dan Pane **ASSISTANT DIRECTOR, ADVANCE SCOUTING:** Tyler DeClerck **UNION, MAJOR LEAGUE COACHING STAFF:** Aaron Leanhardt

(Roster as of Feb. 5, 2024)

#	PITCHERS (21)	B-T	HT.	WT.	BORN	BIRTHPLACE	2023 CLUB(S)	W-L	ERA	G	GS	CG	SV	IP	H	R	ER	BB	SO	SVC
85	Beeter, Clayton	R-R	6-2	220	10/9/98	Fort Worth, Tex.	Somerset	3-5	2.08	12	12	0	0	60.2	44	14	14	31	76	0.000
							Scranton/WB	6-2	4.94	15	14	0	0	71.0	61	40	39	44	89	
45	Cole, Gerrit	R-R	6-4	220	9/8/90	Newport Beach, Calif.	YANKEES	15-4	2.63	33	33	2	0	209.0	157	64	61	48	222	10.111
65	Cortes, Nestor	R-L	5-11	210	12/10/94	Surig de Batabano, Cuba	YANKEES	5-2	4.97	12	12	0	0	63.1	59	36	35	20	67	4.094
							Somerset	0-0	1.42	2	2	0	0	6.1	6	1	1	1	9	
59	Effross, Scott	R-R	6-2	202	12/28/93	Twinsburg, Ohio	LOS ANGELES-NL	7-4	3.43	68	7	0	3	60.1	64	30	23	27	70	5.093
64	Ferguson, Caleb	R-L	6-3	226	7/2/96	Columbus, Ohio	Tampa	0-0	1.25	2	2	0	0	4.0	6	5	5	3	8	1.073
81	Gil, Luis	R-R	6-2	185	6/3/98	Azua, D.R.	Somerset	0-3	3.58	19	19	0	0	65.1	47	28	2	0	37	7.080
94	Gomez, Yoendrys	R-R	6-3	175	10/15/99	Nirgua, Venezuela	YANKEES	0-0	0.00	1	0	0	0	2.0	1	0	0	0	4	
47	González, Victor	L-L	6-0	180	11/16/95	Tuxpan, Mexico	Oklahoma City	2-1	5.40	20	0	0	1	20.0	16	14	12	16	22	3.058
							LOS ANGELES-NL	3-3	4.01	34	1	0	0	33.2	27	15	15	10	30	
71	Hamilton, Ian	R-R	6-1	200	6/16/95	Dover, N.H.	YANKEES	3-2	2.64	39	3	0	2	58.0	45	19	17	26	69	1.126
							Somerset	2-1	3.38	3	0	0	0	2.2	1	1	1	2	4	
35	Holmes, Clay	R-R	6-5	245	3/27/93	Dothan, Ala.	YANKEES	4-4	2.86	66	0	0	24	63.0	51	22	20	23	71	5.031
41	Kahnle, Tommy	R-R	6-1	230	8/7/89	Latham, N.Y.	Tampa	0-0	0.00	2	0	0	0	2.0	4	2	0	0	2	8.131
							Scranton/WB	0-0	0.00	2	0	0	0	2.0	1	0	0	1	3	
							Somerset	0-0	0.00	1	0	0	0	1.0	1	1	1	2	1	
							YANKEES	1-3	2.66	42	0	0	2	40.2	26	14	12	19	48	
92	Krook, Matt	L-L	6-4	225	10/21/94	'San Mateo, Calif.	Scranton/WB	1-1	1.32	27	0	0	0	34.0	10	8	5	26	55	0.045
							YANKEES	0-0	24.75	4	0	0	0	4.0	8	11	11	6	3	
43	Loaisiga, Jonathan	R-R	5-11	195	11/2/94	Managua, Nicaragua	YANKEES	0-2	3.06	17	0	0	0	17.2	14	7	6	1	6	5.022
							Tampa	1-0	0.00	1	0	0	0	2.0	0	0	0	0	2	
97	Mannaccio, Ron	R-R	6-2	205	7/1/95	Brick, N.J.	YANKEES	4-5	3.99	45	0	0	2	47.3	35	24	21	27	56	1.129
							Scranton/WB	0-1	8.80	14	0	0	1	15.1	12	16	15	18	13	
82	Morris, Cody	R-R	6-4	235	11/4/96	Columbia, Md.	Akron	0-0	0.00	3	3	0	0	5.1	2	1	0	2	5	1.099
							Columbus	2-1	3.74	18	1	0	0	33.2	20	14	14	25	40	
							CLEVELAND	0-0	6.75	6	0	0	0	8.0	10	6	6	6	9	
							Omaha	0-0	0.00	1	1	0	0	2.0	0	0	0	1	1	1.145
72	Poteet, Cody	R-R	6-1	190	7/30/94	San Diego, Calif.	Scranton/WB	1-0	3.22	18	1	0	3	22.1	16	8	8	5	21	2.019
63	Ramirez, Nick	L-L	6-4	245	8/1/89	Anaheim Hills, Calif.	YANKEES	1-2	2.66	32	0	0	1	42.1	41	17	11	9	28	
							Somerset	0-1	1.29	2	2	0	0	7.0	2	1	1	1	0	8.168
							Hudson Valley	0-0	0.00	1	1	0	0	3.2	0	0	0	2	8	
							YANKEES	3-8	6.85	14	0	0	0	64.1	65	51	49	28	64	
36	Schmidt, Clarke	R-R	6-1	200	2/20/96	El Toro, Calif.	YANKEES	9-9	4.64	33	32	0	0	159.0	169	91	82	46	149	2.148
0	Stroman, Marcus	R-R	5-7	180	5/1/91	Medford, N.Y.	CHICAGO-NL	10-9	3.95	27	25	1	0	136.2	120	68	60	52	119	9.026
30	Weaver, Luke	R-R	6-2	183	8/21/93	DeLand, Fla.	Louisville	0-0	3.00	2	2	0	0	9.0	3	3	3	4	9	6.112
							CINCINNATI	2-4	6.87	21	21	0	0	97.0	125	76	74	34	85	
							SEATTLE	0-1	6.08	5	1	0	0	13.1	16	9	9	3	8	
							YANKEES	1-1	3.38	3	3	0	0	13.1	14	5	5	3	16	
#	CATCHERS (5)	B-T	HT.	WT.	BORN	BIRTHPLACE	2023 CLUB(S)	AVG	G	AB	R	H	2B	3B	HR	RBI	BB	SO	SB	SVC
94	Narváez, Carlos	R-R	6-0	228	11/26/98	Maracay, Venezuela	Somerset	.235	16	51	7	12	5	0	2	5	7	17	1	0.000
							Scranton/WB	.240	84	292	41	70	13	0	10	39	57	91	5	
96	Ramírez, Agustín	R-R	6-1	230	9/10/01	Santo Domingo, D.R.	Tampa	.245	56	184	35	45	7	0	7	35	43	41	7	0.000
							Hudson Valley	.384	27	112	21	43	10	0	9	23	8	17	2	
							Somerset	.211	31	128	17	27	7	0	2	11	10	27	3	
38	Rortvedt, Ben	L-R	5-9	191	9/25/97	Madison, Wis.	Tampa	.333	3	9	2	3	2	0	0	0	1	1	0	2.043
							Somerset	.333	1	3	1	1	1	0	0	1	0	0	0	
							Scranton/WB	.286	29	105	19	30	5	0	6	22	16	31	2	
							YANKEES	.118	32	68	6	8	1	0	2	4	11	19	0	
39	Trevino, Jose	R-R	5-10	215	11/28/92	Corpus Christi, Tex.	YANKEES	.210	55	157	15	33	4	0	4	15	8	22	0	4.063
88	Wells, Austin	L-R	6-2	220	7/12/99	Scottsdale, Ariz.	Tampa	.177	5	17	2	3	0	0	1	2	3	3	0	0.031
							Somerset	.237	58	228	28	54	14	0	11	50	29	60	5	
							Scranton/WB	.254	33	126	16	32	10	0	5	20	16	34	2	
#	INFELDERS (7)	B-T	HT.	WT.	BORN	BIRTHPLACE	2023 CLUB(S)	AVG	G	AB	R	H	2B	3B	HR	RBI	BB	SO	SB	SVC
95	Cabrera, Oswaldo	S-R	6-0	200	3/1/99	Guarenes, Venezuela	YANKEES	.211	115	298	35	63	11	0	5	29	25	72	8	1.050
							Scranton/WB	.225	10	40	7	9	1	0	2	6	5	9	2	
26	LeMahieu, DJ	R-R	6-4	220	7/13/88	Visalia, Calif.	YANKEES	.244	136	497	55	121	22	3	15	44	60	125	2	11.128
91	Peraza, Oswald	R-R	6-0	200	6/15/00	Barquisimeto, Venezuela	Scranton/WB	.268	63	261	48	70	9	2	14	36	29	55	16	0.123
							YANKEES	.191	52	173	15	33	8	0	2	14	13	50	4	
48	Rizzo, Anthony	L-L	6-3	240	8/8/89	Parkland, Fla.	YANKEES	.244	99	373	45	91	14	0	12	41	35	97	0	11.168
25	Torres, Gleyber	R-R	6-1	205	12/13/96	Caracas, Venezuela	YANKEES	.273	158	596	90	163	28	2	25	68	67	98	13	5.162
90	Vivas, Jorbiz	L-R	5-10	171	3/9/01	Puerto Cabello, Venezuela	Tulsa	.280	109	404	82	113	23	2	12	54	54	52	21	0.000
							Oklahoma City	.226	26	102	16	23	2	1	1	9	15	19	4	
							YANKEES	.209	159	541	62	113	23	4	21	60	52	167	24	1.000
#	OUTFIELDERS (7)	B-T	HT.	WT.	BORN	BIRTHPLACE	2023 CLUB(S)	AVG	G	AB	R	H	2B	3B	HR	RBI	BB	SO	SB	SVC
89	Dominguez, Jasson	S-R	5-10	218	2/7/03	Esperanza, D.R.	Somerset	.254	109	425	83	108	19	2	15	66	77	130	37	0.031
							Scranton/WB	.419	9	31	6	13	3	1	0	10	6	3	3	
							YANKEES	.258	8	31	6	8	1	0	4	7	2	8	1	
12	Grisham, Trent	L-L	5-11	221	11/1/96	Burleson, Tex.	SAN DIEGO	.198	153	469	67	93	31	1	13	50	75	154	15	4.060
99	Judge, Aaron	R-R	6-7	284	4/26/92	Linden, Calif.	YANKEES	.267	106	367	79	98	16	0	27	75	88	130	7	7.051
80	Pereira, Everson	R-R	5-11	203	4/10/01	Cabudare, Venezuela	Somerset	.291	46	165	24	48	10	1	10	31	19	54	2	0.041
							Scranton/WB	.312	35	138	29	43	7	1	8	33	13	44	4	
							YANKEES	.151	27	93	6	14	4	0	0	10	8	4	4	
22	Soto, Juan	L-L	6-2	232	10/25/98	Santo Domingo, D.R.	SAN DIEGO	.275	162	568	97	156	32	1	35	109	132	129	12	5.134
27	Stanton, Giancarlo	R-R	6-6	245	11/8/89	Panorama, Calif.	YANKEES	.191	101	371	43	71	13	0	24	60	41	124	0	13.118
							Somerset	.000	1	3	0	0	0	0	0	0	0	1	0	
24	Verdugo, Alex	L-L	6-0	209	5/15/96	Tucson, Ariz.	BOSTON	.264	142	546	81	144	37	5	13	54	45</			

2024 Yankees Spring Training Invitees

#	PITCHERS (11)	B-T	HT.	WT.	BORN	BIRTHPLACE	2023 CLUB(S)	W-L	ERA	G/GS	IP	R/ER	SO	SVC	
57	Burdi, Nick	R-R	6-4	225	1/19/93	Hinsdale, Ill.	Iowa CHICAGO-NL ACL Cubs	0-0 0-0 0-0	3.20 9.00 13.50	2/10 3/0 2/0	19.2 3.0 2.1	7/7 3/3 2	33	3,140	
73	De los Santos, Yerry	R-R	6-2	210	12/12/97	Samana, D.R.	Indianapolis PITTSBURGH	1-5 1-1	6.12 3.33	23/0 22/0	25.0 24.1	20/17 10/9	28 18	2,019	
62	Gerber, Joey	R-R	6-4	220	5/3/97	Maple Grove, Minn.	Did Not Pitch Hudson Valley	Injured 2-1							0.153
86	Hampton, Chase	R-R	6-3	225	8/7/01	Kilgore, Tex.	Somerset	2-2	2.68	9/9	47.0	18/14	77	0,000	
58	Misiewicz, Anthony	R-L	6-1	200	11/1/94	Detroit, Mich.	Scranton/WB Reno ARIZONA ACL D-Backs Toledo DETROIT Scranton/WB YANKEES	2-2 2-0 1-0 0-0 0-1 0-0 3-1 1-0	2.84 5.63 1.00 0.00 13.50 81.00 3.91 3.38	10/0 10/0 7/0 1/1 3/0 19/1 25.1	12.2 4.4 8.0 0/0 2.2 12/11 3.2	44 5/5 6 0/0 4/4 3/3 30	14 2,170	0.153	
76	Mosqueda, Oddair	L-L	5-10	187	5/6/99	Caracas, Venezuela	Worcester	4-4	5.31	48/3	61.0	41/36	74	0,000	
53	Santana, Dennis	R-R	6-4	200	4/12/96	S.P. de Maicao, D.R.	NEW YORK-NL Syracuse	1-0 5-3	4.37 4.91	9/0 29/2	10.2 33.0	17/7 21/18	11 41	3,126	
84	Tully, Tanner	L-L	6-1	205	11/30/94	Elkhart, Ind.	Scranton/WB	5-5	5.64	19/15	91.0	63/57	77	0,015	
54	Underwood Jr., Duane	R-R	6-2	225	7/20/94	Raleigh, N.C.	PITTSBURGH Indianapolis	1-0 0-5	5.18 6.30	20/0 15/1	24.1 20.0	14/14 17/14	14 13	3,109	
91	Warren, Art	R-R	6-3	240	3/23/93	Defiance, Ohio	Did Not Pitch Somerset	Injured 3-0						1.146	
98	Warren, Will	R-R	6-2	200	6/16/99	Brandon, Miss.	Somerset Scranton/WB	3-0 7-4	2.45 3.61	6/6 21/19	29.1 99.2	10/8 50/40	39 110	0,000	

Numerical Roster	
0	Marcus Stroman..... RHP
11	Anthony Volpe..... INF
12	Trent Grisham..... OF
17	Aaron Boone... MANAGER
19	Josh VanMeter*..... INF
22	Juan Soto..... OF
24	Alex Verdugo..... OF
25	Gleyber Torres..... INF
26	DJ LeMahieu..... INF
27	Giancarlo Stanton..... OF
29	Luis Torrens*..... C
30	Luke Weaver..... RHP
31	Greg Allen*..... OF
35	Clay Holmes..... RHP
36	Clarke Schmidt..... RHP
38	Ben Rortvedt..... C
39	Jose Trevino..... C
41	Tommy Kahnle..... RHP
43	Jonathan Loaisiga ... RHP
45	Gerrit Cole..... RHP
47	Victor González..... LHP
48	Anthony Rizzo..... INF
50	Luis González*..... OF
53	Dennis Santana*..... RHP
54	Duane Underwood Jr.*RHP
55	Carlos Rodón..... LHP
57	Nick Burdi*..... RHP
58	Anthony Misiewicz*... LHP
59	Scott Effross..... RHP
60	Mike Harkey..... BULLPEN
61	Art Warren*..... RHP
62	Joey Gerber*..... RHP
63	James Rowson... HITTING
63	Nick Ramirez..... LHP
64	Caleb Ferguson..... LHP
65	Nestor Cortes..... LHP
66	Pat Roessler... ASST.HITTING
67	Luis Rojas..... THIRD BASE
68	Brad Ausmus..... BENCH
70	Jeter Downs*..... INF
71	Ian Hamilton..... RHP
72	Oscar González*..... OF
72	Cody Poteet..... RHP
73	Yerry de los Santos*... RHP
74	Kevin Smith*..... INF
75	Travis Chapman... FIRST BASE
76	Oddair Mosqueda*LHP
77	Tanner Swanson ... ML FC
77	Matt Blake..... PITCHING
77	Brandon Lockridge*... OF
78	Casey Dykes... ASST.HITTING
78	Spencer Jones*..... OF
79	Desi Druschel... ASST.PITCH
79	J.C. Escarra*..... C
80	Evojan Pereira..... OF
81	Luis Gil..... RHP
82	Josh Breaux*..... C
82	Cody Morris..... RHP
83	Jose Rojas*..... INF
84	Tanner Tully*..... LHP
85	Clayton Beeter..... RHP
86	Chase Hampton*..... RHP
86	T.J. Rumfield*..... INF
87	Caleb Durbin*..... INF
88	Austin Wells..... C
89	Jasson Dominguez..... OF
90	Jorbit Vivas..... INF
91	Oswald Peraza..... INF
92	Matt Krook..... LHP
93	Ben Rice*..... RHP
94	Yoendrys Gómez..... RHP
94	Carlos Narváez..... C
95	Oswaldo Cabrera... INF/OF
96	Agustín Ramirez..... C
97	Ron Marinaccio..... RHP
98	Will Warren*..... RHP
99	Aaron Judge..... OF

#	CATCHERS (4)	B-T	HT.	WT.	BORN	BIRTHPLACE	2023 CLUB(S)	AVG	G	AB	H	HR	RBI	BB	SO	SVC
82	Breaux, Josh	R-R	6-1	220	10/7/97	Houston, Tex.	Hudson Valley Scranton/WB Somerset	.204 .214 .280	13	54	11	3	5	15	0,000	
79	Escarra, J.C.	L-R	6-3	220	4/24/95	Hialeah, Fla.	Played in Mexico in multiple leagues								0,000	
93	Rice, Ben	L-R	6-2	220	2/22/99	Cohasset, Mass.	Hudson Valley Tampa Somerset	.341 .286 .327	15	44	15	2	10	18	10	0,000
29	Torrens, Luis	R-R	6-0	214	5/2/96	Valencia, Venezuela	CHICAGO-NL Rochester Tacoma SEATTLE	.250 .258 .200 .250	13	20	5	0	3	1	8	3,155

#	INFIELDERS (6)	B-T	HT.	WT.	BORN	BIRTHPLACE	2023 CLUB(S)	AVG	G	AB	H	HR	RBI	BB	SO	SVC
70	Downs, Jeter	R-R	5-11	197	7/27/98	San Andrés, Colombia	Rochester WASHINGTON FCL Nationals Wilmington	.236 .400 .111 .100	51	161	38	3	18	27	47	0,068
87	Durbin, Caleb	R-R	5-7	185	2/22/00	Evanston, Ill.	Hudson Valley Somerset	.333 .291	22	78	26	0	8	14	9	0,000
83	Rojas, Jose	L-R	6-0	212	2/24/93	Anaheim, Calif.	Did Not Play Somerset									0,136
86	Rumfield, T.J.	L-R	6-5	235	5/17/00	Richmond, Va.	Somerset Hudson Valley Las Vegas	.219 .286 .324	82	297	65	17	55	39	75	0,000
74	Smith, Kevin	R-R	6-0	200	7/4/96	East Greenbush, N.Y.	OAKLAND Nashville	.185 .199	49	135	25	5	11	5	51	
19	VanMeter, Josh	L-R	5-11	198	3/10/95	Ossian, Ind.	ACL Brewers	.294	5	18	5	0	2	3	3	0,000

#	OUTFIELDERS (5)	B-T	HT.	WT.	BORN	BIRTHPLACE	2023 CLUB(S)	AVG	G	AB	H	HR	RBI	BB	SO	SVC
31	Allen, Greg	S-R	6-0	185	3/15/93	San Diego, Calif.	Worcester YANKEES Tampa Scranton/WB Nashville	.250 .217 .500 .231 .219	37	116	29	2	15	21	29	3,127
50	González, Luis	L-L	6-1	190	9/10/95	Hermosillo, México	ACL Giants Orange ACL Giants Black Sacramento	.200 .167 .25	2	5	1	0	1	2	2,055	
72	González, Oscar	R-R	6-4	230	1/10/98	Palenque, D.R.	CLEVELAND Columbus	.214 .287	54	173	37	12	5	46	1,040	
78	Jones, Spencer	L-L	6-7	240	5/14/01	Encinitas, Calif.	Hudson Valley Somerset	.268 .261	100	411	110	13	56	42	133	0,000
77	Lockridge, Brandon	R-R	6-0	190	3/14/97	Pensacola, Fla.	Somerset Scranton/WB	.313 .288	33	96	30	2	16	14	22	0,000

New York Yankees Pronunciation Guide

Brad Ausmus.....AWS-muss
 Josh Breaux.....Bro
 Yerry de los Santos.....Yairy
 Desi Druschel.....DEZ-ee DROO-sheL
 Luis Gil.....GHEE
 Tommy Kahnle.....CAIN-heel
 DJ LeMahieu.....leh-MAY-hyoo
 Jonathan Loaisiga.....loh-AYE-see-gah
 Ron Marinaccio.....mair-uh-NAH-chee-oh
 Anthony Misiewicz.....mih-SEV-itsh

Carlos Narváez.....nahR-VIE-ez
 Everson Pereira.....peh-RAY-ruh
 Cody Poteet.....poh-TEET
 Carlos Rodón.....roe-DOHN
 Ben Rortvedt.....rort-vet
 Jose Trevino.....treh-VEEN-yo
 Gleyber Torres.....GLAY-burr
 Jorbit Vivas.....JOR-beet BEE-bas
 Anthony Volpe.....VOLE-pee

nahr-VIE-ez
 peh-RAY-ruh
 poh-TEET
 roe-DOHN
 rort-vet
 treh-VEEN-yo
 GLAY-burr
 JOR-beet BEE-bas
 VOLE-pee



FRONT OFFICE
 2024 YANKEES
 2023 REVIEW
 OPPONENTS
 HISTORY & RECORDS
 YANKEE STADIUM
 PLAYER DEVELOPMENT
 MEDIA

How the Yankees Were Built

SIGNED AS A FREE AGENT (13):

Gerrit Cole	December 18, 2019
Nestor Cortes*	January 4, 2021
Ian Hamilton	January 27, 2023
Aaron Judge*	December 20, 2022
Tommy Kahnle*	December 21, 2022
DJ LeMahieu	January 27, 2021
Jonathan Loáisiga	February 9, 2016
Cody Poteet	January 5, 2024
Nick Ramirez	December 9, 2022
Anthony Rizzo	November 15, 2022
Carlos Rodón	December 21, 2022
Marcus Stroman	January 17, 2024
Luke Weaver	January 19, 2024

SELECTED IN FIRST-YEAR PLAYER DRAFT (4):

Ron Marinaccio	June 2017, 19th round
Clarke Schmidt	June 2017, 1st round
Anthony Volpe	June 2019, 1st round
Austin Wells	June 2020, 1st round

SELECTED IN THE RULE 5 DRAFT (1):

Matt Krook	December 10, 2020 (Triple-A Phase)
------------	------------------------------------

SIGNED AS A NON-DRAFTED FREE AGENT (7):

Oswaldo Cabrera	July 2, 2015
Jasson Dominguez	July 2, 2019
Yoendrys Gómez	July 2, 2016
Carlos Narváez	July 2, 2015
Oswald Peraza	July 2, 2016
Everson Pereira	July 2, 2017
Agustín Ramírez	July 12, 2018

CLAIMED OFF WAIVERS (0):

(40-man roster as of 2/5/2024)

* Originally selected by the Yankees in the First-Year Player Draft.

NOTE: Free agent dates listed are for a player's most recent contract

ACQUIRED BY TRADE (15):

PLAYER	FROM	DATE	IN EXCHANGE FOR
Clayton Beeter	Los Angeles-NL	August 2, 2022	OF Joey Gallo
Scott Effross	Chicago-NL	August 1, 2022	RHP Hayden Wesneski
Caleb Ferguson	Los Angeles-NL	February 5, 2024	LHP Matt Gage, RHP Christian Zazueta
Luis Gil	Minnesota	March 16, 2018	OF Jake Cave
Victor González-a	Los Angeles-NL	December 11, 2023	INF Trey Sweeney
Trent Grisham-b	San Diego	December 6, 2023	Five players
Clay Holmes	Pittsburgh	July 26, 2021	SS Hoy Park, SS Diego Castillo
Cody Morris	Cleveland	December 26, 2023	OF Estevan Florial
Ben Rortvedt-c	Minnesota	March 13, 2022	C Gary Sánchez, INF Gi Ursuela
Juan Soto-b	San Diego	December 6, 2023	Five players
Giancarlo Stanton-d	Miami	December 11, 2017	Three players
Gleyber Torres-e	Chicago-NL	July 25, 2016	LHP Aroldis Chapman
Jose Trevino	Texas	April 2, 2022	RHP Albert Abreu, LHP Robert Ahlstrom
Alex Verdugo	Boston	December 5, 2023	RHP Greg Weissert, RHP Richard Fitts, RHP Nicholas Judge
Jorbit Vivas-a	Los Angeles-NL	December 11, 2023	INF Trey Sweeney

- a – Acquired LHP Victor González and INF Jorbit Vivas from Los Angeles-NL in exchange for INF Trey Sweeney.
- b – Acquired OF Juan Soto and OF Trent Grisham in exchange for RHP Michael King, C Kyle Higashioka, RHP Randy Vásquez, RHP Jhony Brito and RHP Drew Thorpe.
- c – Acquired from Minnesota along with INF Josh Donaldson and INF Isiah Kiner-Falefa in exchange for C Gary Sánchez and INF Gi Ursuela.
- d – Acquired from Miami with cash considerations in exchange for INF Starlin Castro, RHP Jorge Guzman and INF Jose Devers.
- e – Acquired from Chicago-NL along with RHP Adam Warren, OF Billy McKinney and OF Rashad Crawford in exchange for LHP Aroldis Chapman.

2024 Yankees Birthdays

January

Casey Dykes 1/27/1990

February

Jasson Domínguez 2/7/2003

Clarke Schmidt 2/20/1996

March

Oswaldo Cabrera 3/1/1999

Aaron Boone 3/9/1973

Jorbit Vivas 3/9/2001

Clay Holmes 3/27/1993

April

Everson Pereira 4/10/2001

Brad Ausmus 4/14/1969

Aaron Judge 4/26/1992

Anthony Volpe 4/28/2001

May

Marcus Stroman 5/1/1991

Matt Blake 5/14/1985

Alex Verdugo 5/15/1996

June

Luis Gil 6/3/1998

June (cont.)

Travis Chapman 6/5/1978

Oswald Peraza 6/15/2000

Ian Hamilton 6/16/1995

Desi Druschel 6/19/1975

July

Ron Marinaccio 7/1/1995

Caleb Ferguson 7/2/1996

Austin Wells 7/12/1999

DJ LeMahieu 7/13/1988

Cody Poteet 7/30/1994

August

Nick Ramirez 8/1/1989

Tommy Kahnle 8/7/1989

Anthony Rizzo 8/8/1989

Luke Weaver 8/21/1993

Tanner Swanson 8/31/1982

September

Luis Rojas 9/1/1981

Gerrit Cole 9/8/1990

Agustín Ramírez 9/10/2001

James Rowson 9/12/1976

Ben Rortvedt 9/25/1997

October

Clayton Beeter 10/9/1998

Yoendrys Gómez 10/15/1999

Matt Krook 10/21/1994

Mike Harkey 10/25/1966

Juan Soto 10/25/1998

November

Trent Grisham 11/1/1996

Jonathan Loáisiga 11/2/1994

Cody Morris 11/4/1996

Giancarlo Stanton 11/8/1989

Victor González 11/16/1995

Carlos Narváez 11/26/1998

Jose Trevino 11/28/1992

December

Nestor Cortes 12/10/1994

Carlos Rodón 12/10/1992

Gleyber Torres 12/13/1996

Pat Roessler 12/27/1959

Scott Effross 12/28/1993

(Includes all coaches and players on the 40-man roster as of 2/5/2024)



19,000 MEN & WOMEN DEDICATED, PROFESSIONAL AND COMMITTED TO PROTECTING ALL NEW YORKERS.



**They Walk One Of The Toughest And Dangerous Beats In Law
Enforcement In Our State Prisons And Psychiatric Centers**

**NYSCOPBA Salutes Those Men & Women Who Continue To Be
Devoted and Loyal To Their Jobs Regardless Of The Challenges**

Michael Powers
President

Chris Summers
Executive Vice President

Frank Gilbo
Treasurer

Mark DeBurgomaster
Recording Secretary

Chris Moreau
Mid-Hudson V.P.

John Roberts
Northern Region V.P.

John Harmon
Law Enforcement V.P.

Bryan Hluska
Central Region V.P.

Kenny Gold
Western Region V.P.



**New York State Correctional Officers
& Police Benevolent Association, Inc.**

"Keeping New York Safe"

NYSCOPBA.ORG

CLAYTON BEETER • RHP



85

HT: 6-2 • **WT:** 220 • **BATS:** R • **THROWS:** R
BIRTHDATE: 10/9/98 • **OPENING DAY AGE:** 25
BIRTHPLACE: Fort Worth, Tex.
RESIDES: Colleyville, Tex.
COLLEGE: Texas Tech University
M.L. SERVICE: None (Rookie)

STATUS

- ▶ Was acquired by the Yankees from the Los Angeles Dodgers in exchange for OF Joey Gallo on August 2, 2022.

2023

- ▶ Split the 2023 season with Double-A Somerset (12GS) and Triple-A Scranton/Wilkes-Barre (15G/14GS), combining to go 9-7 with a 3.62 ERA (131.2IP, 105H, 54R/53ER, 75BB, 165K, 18HR) in 27 games (26 starts)... among Yankees farmhands, ranked second in strikeouts, third in starts and fourth in wins, innings pitched and opponents' batting average (.216)... his 165K also ranked eighth among all minor league pitchers.
- ▶ Began the season with Double-A Somerset, going 6-2 with a 2.08 ERA (60.2IP, 44H, 14R/ER, 31BB, 76K, 3HR) in 12 starts... was named the Eastern League's "Pitcher of the Week" from 6/5-11 after going 2-0 and tossing a combined 11.0 scoreless innings over two starts at Hartford on 6/6 and 6/11 (6H, 4BB, 17K, 3HP).
- ▶ Was selected to the 2023 SiriusXM Futures Game...retired both batters faced (1K).
- ▶ Was promoted to Triple-A Scranton/Wilkes-Barre on 6/23 and went 3-5 with a 4.94 ERA (71.0IP, 61H, 40R/39ER, 44BB, 89K, 15HR) in 15 games (14 starts).
- ▶ Was named an Eastern League Postseason All-Star...at the time of his promotion to Triple-A Scranton/Wilkes-Barre, was tied for first in wins and fourth in strikeouts among Eastern League pitchers.
- ▶ Was added to the 40-man roster on 11/14.

2022

- ▶ In 25 combined appearances (23 starts) with Double-A Tulsa and Double-A Somerset, went 0-3 with a 4.56 ERA (77.0IP, 64H, 43R/39ER, 46BB, 129K, 11HR).
- ▶ Began the season in the Dodgers organization with Double-A Tulsa, going 0-3 with a 5.75 ERA (51.2IP, 48H, 37R/33ER, 35BB, 88K, 10HR) in 18 games (16 starts).
- ▶ Was acquired by the Yankees from the Los Angeles Dodgers in exchange for OF Joey Gallo on 8/2...spent the remainder of the season with Double-A Somerset, posting a 2.13 ERA (25.1IP, 16H, 6ER, 11BB, 41K, 1HR) in seven starts...did not allow a run in his first three starts with Double-A Somerset from 8/10-21 (7.1IP, 2H, 4BB, 11K)...finished the month of August with a 0.77 ERA over four starts (11.2IP, 3H, 1ER, 5BB, 20K, 1HR).

2021

- ▶ In his first professional season, went 0-6 with a 3.44 ERA (52.1IP, 38H, 24R/20ER, 22BB, 78K, 5HR) in 28 combined appearances (27 starts) with High-A Great Lakes and Double-A Tulsa.
- ▶ Made his professional debut with High-A Great Lakes, going 0-4 with a 3.13 ERA (37.1IP, 28H, 16R/13ER, 15BB, 55K, 3HR) in 23 appearances (22 starts).
- ▶ Was promoted to Double-A Tulsa on 8/20 and finished 0-2 with a 4.20 ERA in five starts (15.0IP, 10H, 8R/7ER, 7BB, 23K, 2HR)...recorded a season-high 8K in 3.1IP on 8/27 at Double-A Wichita (0H, 0R, 2BB).
- ▶ Was named an Organization All-Star by MiLB.com.
- ▶ Following the season, was labeled by *Baseball America* as having the "Best Curveball" in the Dodgers system.

2020

- ▶ Did not play due to the COVID-19 pandemic.

PERSONAL

- ▶ Pitched two seasons (2019-20) at Texas Tech University, with the 2020 campaign being shortened due to COVID-19... transitioned from the closer role, which he held in 2019, to the Friday night starter for the Red Raiders in 2020... was named the No. 5 overall prospect in the Big 12 and No. 53 nationally by D1Baseball.com... in 2019, his redshirt freshman season, was named a Freshman All-American by Collegiate Baseball and by *Baseball America* (Second Team)... also received All-Big 12 Second Team honors and was named to the Conference's All-Freshman Team.
- ▶ Earned First-Team All-District honors his senior season at Birdville H.S. (Tex.) with an 0.81 ERA and 106K in 55.0IP, along with a .417 batting average and 2HR.
- ▶ Was ranked the No. 58 prospect in the 2020 Draft by *Baseball America*.

Beeter's Career Pitching Record

Year	Club	W	L	ERA	G	GS	CG	SHO	SV	IP	H	R	ER	HR	HP	BB	SO	WP	BK
2021	Great Lakes	0	4	3.13	23	22	0	0	0	37.1	28	16	13	3	2	15	55	4	0
	Tulsa	0	2	4.20	5	5	0	0	0	15.0	10	8	7	2	2	7	23	3	1
2022	Tulsa	0	3	5.75	18	16	0	0	0	51.2	48	37	33	10	3	35	88	15	0
	Somerset - a	0	0	2.13	7	7	0	0	0	25.1	16	6	6	1	0	11	41	3	0
2023	Somerset	6	2	2.08	12	12	0	0	0	60.2	44	14	14	3	7	31	76	3	0
	Scranton/WB	3	5	4.94	15	14	0	0	0	71.0	61	40	39	15	2	44	89	3	0
Minor League Totals		9	16	3.86	80	76	0	0	0	261.0	207	121	112	34	16	143	372	31	1

Selected by the Los Angeles Dodgers in Competitive Balance Round B of the 2020 First-Year Player Draft.

a – Acquired by the Yankees from the Los Angeles Dodgers in exchange for OF Joey Gallo on August 2, 2022.



OSWALDO CABRERA • INF/OF

95

HT: 6-0 • **WT:** 200 • **BATS:** S • **THROWS:** R
BIRTHDATE: 3/1/99 • **OPENING DAY AGE:** 25
BIRTHPLACE: Guarenas, Venezuela
RESIDES: Guarenas, Venezuela
M.L. SERVICE: 1 year, 50 days



STATUS

- ▶ Signed by the Yankees as a non-drafted free agent on July 2, 2015.

2023

- ▶ Batted .211 (63-for-298) with 35R, 11 doubles, 5HR, 29RBI, 25BB and 85B in 115 games over four stints with the Yankees (3/30-5/31, 6/3-18, 6/22-7/22 and 8/3-10/1)...appeared defensively at all three outfield positions (LF - 51G/34GS, RF - 49G/25GS, CF - 1G), 3B (15G/13GS), 2B (6G/3GS), SS (5G/5GS) and 1B (1G).
- ▶ According to *Elias*, was just the third player in franchise history to play all three outfield positions and all four infield positions in a single season, joining Clay Bellinger (2000) and Wid Conroy (1905).
- ▶ In 32 Interleague games, hit .293 (22-for-75) with 10R, 3 doubles, 2HR, 8RBI, 7BB and 3SB.
- ▶ Made his first career Opening Day roster...started in LF on Opening Day vs. San Francisco.
- ▶ Drove in a go-ahead run with an RBI single in the ninth inning on 4/12 at Cleveland...marked his second career hit that gave the Yankees the lead in the ninth inning-or-later (also a "walk-off single in the 12th inning on 9/7/22-G1 vs. Minnesota).
- ▶ Notched 8RBI over a seven-game span from 5/7-14.
- ▶ Over an 11-game stretch from 6/28-7/16, reached base in 12-of-20 plate appearances (7H/4BB/1HP).
- ▶ Was one of four Venezuela-born players to appear in the same starting lineup for the Yankees eight times over a span from 8/27-9/30 (also Oswald Peraza, Everson Pereira and Gleyber Torres)...prior to 2023, the Yankees had four Venezuela-born players in the same starting lineup just four times in franchise history (Cabrera, Marwin Gonzalez, Peraza and Torres each started in four games in September 2022).
- ▶ Became the first player in franchise history to appear at 3B, RF and CF in a game on 8/31 at Detroit...started the game at 3B before moving to RF in the eighth inning and CF in the 10th inning...marked his first professional appearance in CF.
- ▶ Was one of six Yankees players age 24-or-younger to start from 9/2-3 (also Jasson Domínguez, Oswald Peraza, Everson Pereira, Anthony Volpe and Austin Wells)...it marked the first time the Yankees had six players 24-or-younger start in the same game since 9/11/69 at Washington-AL and just the fifth and sixth such occurrences in the last 91 years (since 1933)...marked the first time since 9/18/32-G2 that the Yankees had six such position players start in the same game.
- ▶ Drew a bases-loaded walk in the second inning on 9/2 at Houston...with Oswald Peraza, Everson Pereira and Austin Wells all driving in a run as well, it marked the 12th time since 1920 (when RBI became an official stat) that the Yankees had four players 24-or-younger record an RBI in the same game and the second time in the last 68 years (since 1956)...John Ellis (21), Thurman Munson (23), Jerry Kenney (24) and Bobby Murcer (24) also did so on 6/21/70 at Boston (confirmed by *Elias*).
- ▶ Hit safely in 10 of his 12 games from 9/10-24, batting .295 (13-for-44) with 5R, 3 doubles, 1HR, 3RBI, 5BB and 15B over that stretch...also hit safely in a season-high six straight games from 9/10-16, batting .364/.481/.591 (8-for-22) with 4R, 2 doubles, 1HR, 3RBI, 5BB and 15B...reached base in 13-of-27 plate appearances in that span (8H/5BB)...marked the second-longest hitting streak of his career (7G from 9/23-30/22).
- ▶ Recorded the Yankees' first hit of the game in the 11th inning on 9/10 vs. Milwaukee with a game-tying RBI double...marked his third career hit that either tied the game (one) or gave the Yankees the lead (two) in extra innings.
- ▶ Batted .225 (9-for-40) with 7R, 1 double, 2HR, 6RBI, 5BB, 1HP and 25B in 10 games with Triple-A Scranton/Wilkes-Barre.
- ▶ Following the season, appeared in 25 games for the Tiburones De La Guaira in the Venezuelan Winter League, hitting .267 (23-for-86) with 13R, 3 doubles, 2 triples, 2RBI, 9BB and 15B.

2022

- ▶ Saw his first Major League action with the Yankees, batting .247 (38-for-154) with 21R, 8 doubles, 1 triple, 6HR, 19RBI, 15BB, 15F and 35B in 44 games...appeared defensively at RF (27G/24GS), LF (9G/8GS), SS (4G/3GS), 2B (3G/3GS), 3B (3G/3GS) and 1B (3G).
- ▶ Recorded seven outfield assists in just 34 games...his seven outfield assists were tied with Aaron Judge for the team lead...his seven outfield assists were also the most in the Majors from when he made his Major League debut on 8/17 to the end of the season...prior to his Major League debut, had played just four professional games in the outfield.
- ▶ According to the YES Network, was the first player in franchise history to start at four different positions within his first six Major League games (3B, SS, RF, 2B)...made his first three career starts all at different positions (3B, SS, RF)...according to *Elias*, was the first Yankees player to start at three different positions in his first three Major League starts since Tyler Wade in 2017 (LF, 2B, RF)...prior to Wade, the last Yankee to do so was Don Mattingly from 1982-83 (LF, RF, 1B)...Shane Spencer was not counted in 1998 because he was a DH in one of his first three Major League starts.
- ▶ Began the year with Triple-A Scranton/Wilkes-Barre, hitting .262/.340/.492 (48-for-183) with 29R, 12 doubles, 3 triples, 8HR, 29RBI, 19BB and 10SB in 47 games...appeared defensively at 2B (21G), SS (15G), 3B (6G), RF (2G) and LF (1G)...also appeared in five rehab games with Single-A Tampa and the FCL Yankees.



- ▶ Over his final 20 games with the RailRiders (7/22-8/16), hit .382/.461/.684 (29-for-76) with 16R, 4 doubles, 2 triples, 5HR, 17RBI, 10BB, 2HP, 1SF and 8SB.
- ▶ Was recalled from Triple-A on 8/17 and made his Major League debut later that night vs. Tampa Bay...was the first Yankee to start at 3B in his Major League debut since Zealous Wheeler on 7/3/14 at Minnesota.
- ▶ Picked up his first Major League hit with a fourth-inning double on 8/18 vs. Toronto...also singled in the seventh inning...was the first Yankee to pick up a multi-hit game within his first two career games since Thairo Estrada on 4/23/19 at Los Angeles-AL (went 2-for-4 in his second career game)...was the first Yankee to do so while playing shortstop since Derek Jeter (went 2-for-3 in his second career game on 5/30/95 at Seattle).
- ▶ Batted .314/.351/.457 (11-for-35) with 3R, 3 doubles, 1 triple, 2RBI and 2BB in nine games from 8/18-27.
- ▶ Recorded his first career RBI with a bases-loaded walk in the fourth inning on 8/23 vs. New York-NL.
- ▶ Set a career high with 3H on 8/25 at Oakland...became the first Yankee to record at least 3H in a game within his first eight career games since Garrett Cooper went 3-for-4 on 7/17/17 at Minnesota in his fourth career game.
- ▶ Recorded 3H in back-to-back games from 8/25-26 at Oakland...became the first Yankee to record at least 3H in a game multiple times within his first nine career games since Steve Whitaker in 1966 (went 3-for-4 in his fourth and fifth career games).
- ▶ Hit a "walk-off" single in the 12th inning in Game 1 on 9/7 vs. Minnesota...was the first Yankees rookie with a "walk-off" hit since Mike Ford on 9/1/19 vs. Oakland...also recorded his fifth outfield assist in the 10th inning, throwing out the would-be go-ahead run at home (his 12th career game in the outfield)...according to *Elias*, was just the seventh player to make his debut in the Expansion Era (since 1961) and to record at least five outfield assists in his first 12 games in the outfield...joined San Francisco's Juan Pérez (five in 2013), Kansas City's Gary Thurman (six in 1987), California's Ken Landreaux (eight in 1977), Los Angeles-NL's Lee Lacy (six in 1975), Washington-AL's Gary Holman (six in 1968) and Minnesota's Jimmie Hall (eight in 1963).
- ▶ Batted .304/.389/.595 (24-for-79) with 17R, 5 doubles, 6HR, 15RBI, 11BB and 3SB over his final 23 games of the season (9/10-10/5)...his .595 SLG and .984 OPS were both the eighth-highest in the AL over that stretch.
- ▶ Eleven of his last 22H of the season went for extra bases (five doubles, 6HR).
- ▶ Hit his first career HR — a two-run HR in the second inning — on 9/11 vs. Tampa Bay off Calvin Faucher...recorded his sixth outfield assist of the season in the second inning...according to *Elias*, was the first player to have at least six outfield assists in his first 16 career games in the outfield since Boston's Dom DiMaggio in 1940 (seven outfield assists)...*Elias* also notes that he is the first Yankee to have at least six outfield assists in his first 16 career games in the outfield since Chick Fawceter in 1919 (six outfield assists).
- ▶ Reached base a career-high five times on 9/16 at Milwaukee...was the first Yankees rookie to reach base at least five times in a game since Aaron Judge did so twice in 2017...started the game in RF before moving to 1B in the sixth inning...had never appeared in a game at 1B in his professional career...then moved to LF for one batter in the ninth inning before moving back to 1B.
- ▶ Reached base in 15 of his final 17 games of the season (9/18-10/5), reaching base multiple times in eight of those games...batted .316/.391/.649 (18-for-57) with 14R, 4 doubles, 5HR, 11RBI, 7BB and 2SB over that stretch...his .649 SLG was the eighth-highest in the AL over that span.
- ▶ Reached base four times on 9/18 at Milwaukee, recording a career-high-tying 3H (3-for-4, 2R, 1 double, 1HR, 2RBI, 1BB)...marked his first career game with multiple XBH.
- ▶ Hit his first career grand slam in the first inning on 9/21 vs. Pittsburgh...became just the sixth Yankee since 1969 to hit a grand slam within his first three career home runs, joining Francisco Cervelli (second career HR on 5/8/11 at Texas), Melky Cabrera (third career HR on 7/5/06 at Cleveland), Hideki Matsui (first career HR on 4/8/03 vs. Minnesota), Jay Buhner (second career HR on 6/11/88 vs. Baltimore) and Fred Stanley (third career HR on 9/8/73 vs. Milwaukee)...also recorded a career-high 5RBI...became just the sixth Yankee to record 5RBI in a game within his first 30 career games (since RBI became an official stat in 1920), joining Kevin Maas (5RBI on 7/14/90 vs. Chicago-AL), Jay Buhner (5RBI on 6/11/88 vs. Baltimore), Russ Derry (5RBI in Game 1 on 8/13/44 vs. Chicago-AL), Charlie Keller (6RBI on 5/2/39 at Detroit) and Gil McDougald (6RBI on 5/3/51 at St. Louis-AL).
- ▶ Recorded a career-high seven-game hitting streak from 9/23-30, batting .360/.407/.680 (9-for-25) with 6R, 2 doubles, 2HR, 3RBI, 2BB and 2SB over that span.
- ▶ Hit his sixth HR of the season with a go-ahead solo HR in the first inning on 10/5 at Texas (1-for-3, 1R, 1HR, 1RBI)...recorded his seventh outfield in just his 34th game in the outfield...according to *Elias*, was the first player to record at least seven outfield assists in his first 34 career games in the outfield since Oakland's Ramon Laureano (7).
- ▶ Started eight of the Yankees' nine postseason games, batting .071 (2-for-28) with 2R, 1 double, 1HR, 2RBI and 1BB...made five starts in LF and three at SS...went 2-for-3 with 2R, 1 double, 1HR and 2RBI in ALDS Game 3 at Cleveland, picking up his first hit of the postseason with a third-inning double and hitting his first career postseason HR with a two-run shot in the fifth.

2021

- ▶ Combined with Double-A Somerset and Triple-A Scranton/Wilkes-Barre to hit .272/.330/.533 (127-for-467) with 72R, 31 doubles, 2 triples, 29HR, 89RBI, 41BB and 21SB in 118 games...made 50 starts at 2B, 35 starts at 3B and 23 starts at SS.
- ▶ Led all Yankees minor leaguers in RBI and total bases (249), ranked second in hits, doubles, home runs, extra-base hits (62), and slugging, tied for fourth in runs, tied for fifth in OPS (.863) and 10th in BA.
- ▶ Spent the majority of the season with Double-A Somerset, batting .256/.311/.492 (112-for-437) with 61R, 29 doubles, 1 triple, 24HR, 78RBI, 36BB and 20SB...led the Double-A Northeast in hits, RBI, extra-base hits (54) and total bases (215), as well as ranking third in home runs, tied for fourth in doubles and tied for fifth in stolen bases...was the only player in the league with 20HR and 20SB...following the season, he was named the Double-A Northeast Most Valuable Player and a Postseason All-Star.
- ▶ Was promoted to Triple-A Scranton/Wilkes-Barre on 9/21 and hit .500/.583/1.133 (15-for-30) with 11R, 2 doubles, 1 triple, 5HR, 5BB and 1SB.
- ▶ Following the season, he was tabbed by *Baseball America* as the Yankees' No. 8 prospect.
- ▶ Was added to the 40-man roster on 11/19.

2020

- ▶ Did not play due to the COVID-19 pandemic.



2019

- ▶ In 120 games at Single-A Tampa, hit .260 (117-for-450) with 55R, 29 doubles, 8HR, 56RBI and 10SB...ranked sixth among Yankees minor leaguers in hits...tied for third in the Florida State League in doubles, tied for seventh in hits and tied for eighth in total bases (170).

2018

- ▶ Spent the entire season with Single-A Charleston, batting .229 (111-for-485) with 48R, 24 doubles, 1 triple, 6HR, 48RBI and 28BB in 126 games.

2017

- ▶ Combined at Single-A Charleston and short-season Single-A Staten Island to hit .252 (103-for-408) with 49R, 14 doubles, 1 triple, 4HR and 53RBI in 112 games...appeared at 3B (41G), 2B (40G) and SS (31G).
- ▶ Started and finished the season with Single-A Charleston, hitting .242 (77-for-318) with 37R, 11 doubles, 4HR and 37RBI in 89 games...at 18 years and 1 month, was the youngest player to make a 2017 Opening Day roster in the South Atlantic League.
- ▶ Appeared in 23 games in one stint with short-season Single-A Staten Island, hitting .289 (26-for-90) with 12R, 3 doubles, 1 triple and 16RBI.

2016

- ▶ Played at three levels in his professional debut, combining to hit .345/396/523 (68-for-197) with 33R, 15 doubles, 4 triples, 4HR, 25RBI and 75B in 52 games with the DSL Yankees 2, GCL Yankees East and Rookie-level Pulaski...overall, made 28 starts at SS and 20 starts at 2B.
- ▶ Began the season in the DSL and hit .441/487/647 (30-for-68) with 15R, 5 doubles, 3 triples, 1HR and 12RBI in 19 games.
- ▶ Was promoted to the GCL on 7/14 and recorded at least 1H and 1R in all seven games (7/15-23), batting .455/471/818 (15-for-33) with 9R, 6 doubles, 2HR and 6RBI.
- ▶ Finished the season at Pulaski, where he hit .240 (23-for-96) with 9R, 4 doubles, 1 triple, 1HR and 7RBI in 26 games.

PERSONAL

- ▶ Full name is Oswaldo Alberto Cabrera Mabaricuna.

Cabrera's Career Playing Record

Year	Club	AVG	G	AB	R	H	2B	3B	HR	RBI	SH	SF	HP	BB	SO	SB	CS	E	OBP	SLG	
2016	DSL Yankees 2	.441	19	68	15	30	5	3	1	12	1	2	3	5	6	2	1	5	.487	.647	
	GCL Yankees	.455	7	33	9	15	6	0	2	6	0	0	0	1	2	1	1	2	.471	.818	
	Pulaski	.240	26	96	9	23	4	1	1	7	0	0	1	8	13	4	1	8	.305	.333	
2017	Charleston	.242	89	318	37	77	11	0	4	37	4	4	1	26	46	6	0	12	.298	.314	
	Staten Island	.289	23	90	12	26	3	1	0	16	0	1	3	4	11	2	1	2	.337	.344	
2018	Charleston	.229	126	485	48	111	24	1	6	48	5	5	3	28	66	4	9	13	.273	.320	
2019	Tampa	.260	120	450	55	117	29	0	8	56	2	6	2	33	105	10	8	25	.310	.378	
2020					Did Not Play - COVID-19 Pandemic																
2021	Somerset	.256	109	437	61	112	29	1	24	78	2	3	0	36	118	20	5	11	.311	.492	
	Scranton/WB	.500	9	30	11	15	2	1	5	11	0	0	1	5	9	1	0	1	.583	1.133	
2022	Scranton/WB	.262	47	183	29	48	12	3	8	29	2	1	3	19	55	10	3	4	.340	.492	
	Tampa	.364	4	11	1	4	1	0	1	2	0	0	0	3	1	3	1	0	.500	.727	
	FCL Yankees	.333	1	3	1	1	0	0	0	1	0	1	0	0	1	0	0	0	.250	.333	
	YANKEES	.247	44	154	21	38	8	1	6	19	1	1	0	15	44	3	2	1	.312	.429	
2023	YANKEES	.211	115	298	35	63	11	0	5	29	3	2	2	25	72	8	0	5	.275	.299	
	Scranton/WB	.225	10	40	7	9	1	0	2	6	0	0	1	5	9	2	1	1	.326	.400	
Minor League Totals		.262	590	2244	295	588	127	11	62	309	16	23	18	173	442	65	31	45	.317	.411	
Major League Totals		.223	159	424	56	101	19	1	11	48	4	3	2	40	116	11	2	6	.288	.343	

Signed by the Yankees as a non-drafted free agent on July 2, 2015.

Cabrera's Postseason Batting Record

Year	Club vs. Opp.	AVG	G	AB	R	H	2B	3B	HR	RBI	SH	SF	HP	BB	SO	SB	CS	E	OBP	SLG
2022	NY Yankees vs. CLE (DS)	.105	5	19	2	2	1	0	1	2	0	0	0	0	10	0	0	0	.105	.316
	NY Yankees vs. HOU (CS)	.000	3	9	0	0	0	0	0	0	0	0	0	1	2	0	0	0	.100	.000
LDS Totals		.105	5	19	2	2	1	0	1	2	0	0	0	0	10	0	0	0	.105	.316
LCS Totals		.000	3	9	0	0	0	0	0	0	0	0	0	1	2	0	0	0	.100	.000
POSTSEASON TOTALS		.071	8	28	2	2	1	0	1	2	0	0	0	1	12	0	0	0	.103	.214

Cabrera's Career Fielding Record

Position	PCT	G	PO	A	E	TC	DP
First Base	1.000	4	10	1	0	11	0
Second Base	.923	9	6	18	2	26	6
Third Base	.980	18	15	33	1	49	5
Shortstop	.935	9	8	21	2	31	3
Outfield	.994	126	171	8	1	180	1

Cabrera's Career Home Run Chart

MULTI-HOMER GAMES: None. **GRAND SLAMS:** 1, on 9/21/22 vs. PIT (Roansy Contreras). **PINCH-HIT HR:** None. **INSIDE-THE-PARK HR:** None. **WALK-OFF HR:** None. **LEADOFF HR:** None.

Cabrera's Career Bests and Streaks

HITS: 3 - 7 times (last on 9/15/23 at PIT). **RUNS:** 2 - 8 times (last on 6/28/23 at OAK). **2B:** 1 - 19 times (last on 9/24/23 vs. ARI). **3B:** 1, 8/26/22 at OAK). **HR:** 1 - 11 times (last on 9/16/23 at PIT). **RBI:** 5, 9/21/22 vs. PIT. **BB:** 3 - 2 times (last on 5/15/23 at TOR). **SO:** 4, 3/30/23 vs. SF. **SB:** 1 - 11 times (last on 9/15/23 at PIT). **HIT STREAK:** 7g, 9/23-30/22. **"WALK-OFF" HITS:** 1, 9/7/22-G1 vs. MIN (single).

Player of the Month: None

Player of the Week: None

Rookie of the Month: None



GERRIT COLE • RHP

45

HT: 6-4 • **WT:** 220 • **BATS:** R • **THROWS:** R
BIRTHDATE: 9/8/90 • **OPENING DAY AGE:** 33
BIRTHPLACE: Newport Beach, Calif.
RESIDES: Newport Beach, Calif.
COLLEGE: UCLA
M.L. SERVICE: 10 years, 111 days



STATUS

- ▶ Signed to a nine-year contract extending through the 2028 season with a player opt-out following the 2024 season on December 18, 2019.

CAREER NOTES

- ▶ In 300 starts across 11 Major League seasons with the Pittsburgh Pirates (2013-17), Houston Astros (2018-19) and New York Yankees (2020-23), is 145-75 with a 3.17 ERA (1,859.0IP, 1,549H, 702R/654ER, 471BB, 2,152K, 206HR).
- ▶ Is a six-time All-Star (Yankees, 2021-23; Houston, 2018-19; and Pittsburgh, 2015).
- ▶ Was unanimously named the 2023 American League Cy Young Award winner in 2023... became the sixth player in Yankees history to win the award, joining Roger Clemens (2001), Ron Guidry (1978), Sparky Lyle (1977), Whitey Ford (1961) and Bob Turley (1958)... was the seventh American League pitcher (11th time) to win the Cy Young Award unanimously, joining Justin Verlander (2011, '22), Johan Santana (2004, '06), Pedro Martinez (1999-2000), Roger Clemens (1986, '98) Ron Guidry (1978) and Denny McLain (1968)... joined Guidry as the only two Yankees to win the award unanimously... has finished in the top-five of Cy Young Award voting six times (won the award in 2023, second in 2021, fourth in 2020, second in 2019, fifth in 2018, fourth in 2015).
- ▶ His career 10.42 K/9.0IP ratio (2,152K/1,859.0IP) is the eighth-highest in Major League history (min. 1,000.0IP).
- ▶ Since 2018, leads the Majors in wins (86), strikeouts (1,418), innings pitched (1,076.2), shutouts (five), WAR among pitchers (28.5 – FanGraphs) and K/9.0IP (11.85, min. 700.0IP), ranks second in starts (173), complete games (seven) and opponents' OBP (.257, min. 700.0IP), third in winning percentage (.723, min. 60 decisions), opponents' BA (.204, min. 700.0IP), opponents' OPS (.612, min. 700.0IP), WHIP (0.99, min. 700.0IP) and K/BB (5.29, min. 700.0IP), fourth in ERA (2.93, min. 700.0IP) and seventh in opponents' SLG (.355, min. 700.0IP).
- ▶ His 2.93 ERA (1,076.2IP, 350ER) since the start of 2018 is the fourth-best in the Majors (min. 700.0IP), trailing Justin Verlander (2.51), Clayton Kershaw (2.77) and Max Scherzer (2.84)... has thrown at least 290.0 innings more than two of those three pitchers in that span.
- ▶ In 108 starts with the Yankees, is 51-23 with a 3.08 ERA (664.0IP, 227ER) and 816K... has allowed 3ER-or-fewer in 85 of 108 starts, the third-most in the Majors and second-most in the AL... has allowed 2ER-or-fewer in 74 starts as a Yankee, the most such starts in the Majors in that stretch... has recorded 21 scoreless starts as a Yankee, the most scoreless starts by any AL pitcher in that span... since 2020, leads the Majors in innings pitched, strikeouts and opponents' OBP (.261, min. 500.0IP), is tied for first in wins (first in AL), ranks second in opponents' BA (.211, first in AL, min. 500.0IP) and WHIP (1.01, first in AL, min. 500.0IP), tied for second in starts (tied for second in AL), third in K/9.0IP (11.06, first in AL, min. 500.0IP), K/BB (5.23, first in AL, min. 500.0IP) and opponents' OPS (.626, first in AL, min. 500.0IP), fifth in ERA (second in AL, min. 500.0IP) and WAR among pitchers (15.1 – FanGraphs), first in AL, sixth in BB/9.0IP (2.11, second in AL, min. 500.0IP) and ninth in opponents' SLG (.366, third in AL, min. 500.0IP).
- ▶ Was the third-fastest pitcher (in terms of games and innings pitched) in Major League history to reach 2,000 strikeouts... reached the milestone in his 278th career game, trailing only Randy Johnson (262G) and Clayton Kershaw (277G)... recorded his 2,000th career strikeout in 1,714.2IP, trailing only Chris Sale (1,626.0IP) and Pedro Martinez (1,711.1IP).
- ▶ With his AL-best 2.63 ERA in 2023, became the 10th Yankee (14th time) to win an AL ERA title... joined Rudy May (1980), Ron Guidry (twice: 1978 and '79), Whitey Ford (twice: 1956 and '58), Bobby Shantz (1957), Ed Lopat (1953), Allie Reynolds (1952), Spud Chandler (twice: 1943 and '47), Lefty Gomez (twice: 1934 and '37) and Wilcy Moore (1927)... marked the second time in his career that he posted the lowest ERA in the AL (also 2019).
- ▶ His 257K in 2022 were the most by a Yankees pitcher in a single season in franchise history, surpassing Ron Guidry's 248K in 35GS in 1978... owns two of the Yankees' top three single-season strikeout records and three of the top-eight records (his 243K in 2021 are the third-most in franchise history and his 222K in 2023 are tied for seventh-most in Yankees history).
- ▶ With 243K in 2021, 257K in 2022 and 222K in 2023, is the first Yankee in franchise history to record at least 200K in three different seasons (previous: twice by Luis Severino in 2017 and '18, David Cone in 1997 and '98, and Ron Guidry in 1978 and '79)... is also the only Yankees pitcher in franchise history to record at least 225K in multiple seasons.
- ▶ Has recorded at least 200K six times in his career (2015, '18-19, '21-23)... has reached the 200K plateau in each of his last three seasons and each of his last five 162-game seasons (2018-19, '21-23; recorded 94K in the abbreviated 60-game season in 2020)... is just one of two Major League pitchers since 2015 to record at least six seasons with at least 200K, joining Max Scherzer (also six).

CAREER HIGHLIGHTS

AL Cy Young Award

- ▶ 2023

AL ERA Title

- ▶ 2019, 2023

AL All-Star Team

- ▶ 2018, 2019, 2021, 2022, 2023

NL All-Star Team

- ▶ 2015

AL All-Star Team Starting Pitcher

- ▶ 2023

Yankees Single-Season Strikeout Record

- ▶ 257K in 2022

Astros Single-Season Strikeout Record

- ▶ 326K in 2019

All-MLB First Team

- ▶ 2019, 2021, 2023

All-MLB Second Team

- ▶ 2020



- ▶ With his Major League-leading 257K in 2022, became the third Yankee in franchise history to lead the Majors in strikeouts (outright or tied), joining Vic Raschi (tied for lead with 164K in 1951) and Lefty Gomez (194K in 1937)...was just the sixth Yankee (eighth time) to lead the AL in strikeouts, joining Al Downing (217K in 1964), Allie Reynolds (160K in 1952), Vic Raschi (164K in 1951), Lefty Gomez (163K in 1933, 158K in 1934 and 194K in 1937) and Red Ruffing (190K in 1932).
- ▶ His .204 opponents' BA since joining the American League in 2018 is the third-lowest in AL history (min. 1,000.0IP).
- ▶ With his franchise-record 326K in 2019 with the Astros and his franchise-record 257K in 2022 with the Yankees, is just the fifth pitcher to currently hold the single-season strikeout record for more than one of the active franchises...joins Pedro Martinez (313K with the Boston Red Sox in 1999 and 305K with the Montreal Expos/Washington Nationals franchise in 1997), Randy Johnson (372K with the Arizona Diamondbacks in 2001 and 308K with the Seattle Mariners in 1993), Nolan Ryan (301K with the Texas Rangers in 1989 and 383K with the California/Los Angeles Angels in 1973) and Rube Waddell (232K with the St. Louis Browns/Baltimore Orioles franchise in 1908 and 348K with the Philadelphia Athletics/Oakland Athletics franchise in 1904).
- ▶ Has recorded double-digit strikeouts in 47 games since the start of 2019, the most in the Majors over the span (next: Max Scherzer-31)...his 55 games with at least 10K since the beginning of 2018 are also the most in the Majors in that span (next: Max Scherzer-49).
- ▶ His 26 double-digit strikeout games with the Yankees are the most by a pitcher in franchise history (next: Ron Guidry-23)...has 26 such games in 108 starts with the Yankees while Guidry recorded 23 double-digit strikeout games in 368 games/323 starts with the Yankees...his eight games with at least 12K are the second-most in franchise history (Al Downing-10G)...is just the fourth pitcher in franchise history to record multiple games with at least 14K (one in 2021 and one in 2022), joining Masahiro Tanaka (two in 2017), David Cone (one in 1997 and one in 1998) and Ron Guidry (one in 1978 and one in 1987).
- ▶ His nine double-digit strikeout games in 2021 and 2022 are tied for the most by a Yankee in a single season in franchise history, joining David Cone (nine in 1998)...his five games with at least 12K in 2021 were the most in franchise history, surpassing Al Downing's four games in 1963.
- ▶ His 22 games with at least 10K and OBB are the fifth-most in Major League history, trailing only Randy Johnson (36), Max Scherzer (30), Curt Schilling (27) and Clayton Kershaw (27)...his 20 such games since the start of 2018 are the most in the Majors (next: Max Scherzer-14).
- ▶ Has recorded at least 10K and OBB in nine starts as a Yankee, the most such starts by a Yankees pitcher in franchise history (next: Mike Mussina-seven).
- ▶ Did not allow a walk to 149 straight batters from 4/12-5/17/21...according to *Elias*, his 61K between walks was the most such strikeouts between walks in a single season since 1893.
- ▶ Is 27-6 with a 2.74 ERA (265.2IP, 81ER) and 317K in 42 career starts vs. the AL Central...is 18-2 with a 2.51 ERA (168.2IP, 47ER) and 206K in his last 27 starts vs. the AL Central (since 8/1/19).
- ▶ Has tossed at least 7.0IP and allowed 1R-or-fewer 33 times since the start of 2019, the second-most in the Majors over the span (next: Sandy Alcantara-37).
- ▶ Has made at least 30 starts seven times in his career (2015, '17-19, '21-23), the most such seasons by any Major League pitcher since 2015.
- ▶ Has eclipsed the 200.0IP mark six times during his career (2015, '17-19, '22-23)...has reached the 200.0IP mark five times in his last six 162-game seasons...is the only pitcher to throw at least 200.0 innings in five different seasons since 2017 (no other pitcher has recorded more than three in that span)...is also the only Major League pitcher to record six such seasons since 2015 (no other pitcher has more than four in that span)...is the only Yankee in the last 10 years (since 2014) to throw at least 200.0IP in a season and is the first to do so in back-to-back seasons since CC Sabathia (five straight from 2009-13) and Hiroki Kuroda (2012-13).
- ▶ In 2023, became the 12th pitcher in Yankees history (20th time) to start an All-Star Game, joining Roger Clemens (2001), David Wells (1998), Jimmy Key (1994), Mel Stottlemyre (1969), Whitey Ford (three times: 1954, '60 and '61), Bob Turley (1958), Vic Raschi (twice: 1950, '52), Hank Borowy (1944), Spud Chandler (1942), Red Ruffing (twice: 1939-40) and Lefty Gomez (five times: 1933-35, '37-38).
- ▶ Had a career-best 20-game winning streak from 5/27/19-8/14/20...was tied for the third-longest winning streak in Baseball history behind only Carl Hubbell (24 wins from 7/17/36-5/27/37) and Roy Face (22 wins from 6/7/58-8/30/59-G2)...was the longest winning streak since Chicago-NL's Jake Arrieta also won 20 consecutive decisions from 8/4/15-5/25/16...was part of a 28-start undefeated stretch from 5/27/19-8/19/20, during which he went 20-0 with a 1.97 ERA (182.2IP, 114H, 43R/40ER, 37BB, 270K, 25HR)...his 28-start undefeated streak was tied with Kris Medlen (2009-12) and Dave McNally (1968-69) for the second-longest in Major League history...only Roger Clemens (30GS from 1998-99) had a longer undefeated streak as a starter.
- ▶ Including the postseason, became the first pitcher ever to win 19 consecutive decisions in a single season, accomplishing the feat from 5/27/19 vs. Chicago-NL to ALCS Game 3 at the Yankees on 10/15/19 (16-0 over 22 regular season starts; 3-0 over three postseason starts).
- ▶ Is one of 11 active pitchers that has made at least 300 starts...joins Zack Greinke (541), Justin Verlander (509), Max Scherzer (448), Clayton Kershaw (422), Johnny Cueto (363), Madison Bumgarner (355), Charlie Morton (352), Lance Lynn (317), Wade Miley (308) and José Quintana (302).
- ▶ In two seasons with the Astros (2018-19), was 35-10 with a 2.68 ERA (412.2IP, 285H, 134R/123ER, 112BB, 602K, 48HR) over 65 starts...led the Majors in strikeouts during that span, just the seventh pitcher in the Modern Era (since 1900) to record at least 600K over two consecutive seasons (also Randy Johnson, Curt Schilling, J.R. Richard, Nolan Ryan, Sandy Koufax, Rube Waddell)...from 2018-19, ranked second in the Majors in wins and K/9.0IP ratio (13.13, min. 300.0IP).
- ▶ Led the Majors with 326 strikeouts in 2019, the 14th-highest total in Baseball's Modern Era (since 1900)...his 13.82 K/9.0IP ratio (326K/212.1IP) in 2019 is the second-highest in Major League history, trailing only Shane Bieber's 14.20 K/9.0IP (122K/77.1IP) in an abbreviated 60-game season in 2020...led the AL in ERA in 2019 (2.50).
- ▶ Is just one of three Major League pitchers to record double-digit wins in nine of the last 11 seasons since 2013 (2013-15, '17-19, '21-23)...joins Max Scherzer (10) and Clayton Kershaw (nine)...went 7-10 in an injury-shortened season in 2016 and 7-3 in a 60-game season in 2020.



- ▶ Was the first overall pick of the 2011 First-Year Player Draft, the 15th pitcher (and 11th right-hander) to be chosen first...became the fifth player selected first overall to play for the Yankees, joining Alex Rodriguez (1993, Seattle; 2004-13, '15-16 with the Yankees), Darryl Strawberry (1980, New York-NL; 1995-99 with the Yankees), Tim Lincecum (1968, New York-NL; 1984 with the Yankees) and Ron Blomberg (1967, Yankees; 1969, '71-76 with the Yankees).
- ▶ With a 40-20 record from 2013-15, became just the second Pirates pitcher since 1930 to collect at least 40 wins over his first three Major League seasons, joining John Candelaria (44-18 from 1975-77)...is one of three Pirates pitchers to collect at least 10 wins in each of his first three seasons, joining Bill Swift (first five, 1932-36) and Ray Kremer (first eight, 1924-31).
- ▶ Is 10-6 with a 2.93 ERA (104.1IP, 73H, 37R/34ER, 26BB, 134K, 18HR) in 17 career postseason starts with Pittsburgh (2013, '15), Houston (2018-19) and the Yankees (2020-22)...has allowed 2R-or-fewer in 11 of his 17 career postseason starts and 1R-or-fewer in eight of those starts...has tossed at least 7.0 innings in eight of his 17 starts...has tossed at least 6.0IP in 12 of his 17 starts...his 11.56 K/9.0IP ratio is the second-highest in postseason history (min. 50.0IP), behind Kenley Jansen (12.95)...according to *Elias*, was just the fifth pitcher in Major League history to win 10 of his first 17 career postseason starts, joining Chris Carpenter, David Wells, Dave Stewart and Whitey Ford...joined Carpenter and Ford as the only pitchers in Major League history to win 10 of their first 17 career postseason games...is the only pitcher ever to have at least 12K in three different postseason games...his 134K in the postseason are the most by any Major League pitcher through his first 17 career postseason appearances...is also just the second pitcher in Major League history to record at least 13K in two postseason games (also Bob Gibson: 13K in 1964 World Series Game 5 at the Yankees and 17K in 1968 World Series Game 1 vs. Detroit).
- ▶ Is 7-1 with a 1.85 ERA (58.1IP, 31H, 12ER, 11BB, 80K, 9HR) in nine Division Series starts...owns the sixth-lowest ERA in Division Series history (min. 30.0IP), behind Mariano Rivera (0.32), Curt Schilling (0.93), Stephen Strasburg (1.45), Jon Lester (1.71) and Orlando Hernández (1.78)...leads all Division Series pitchers all-time (min. 50.0IP) with a 12.34 K/9.0IP ratio and 36.7% strikeout rate, and ranks second with a .151 opponents' BA (31-for-205), trailing only Mariano Rivera (.137).
- ▶ Has made five "winner-take-all" starts, matching Roger Clemens and Max Scherzer for the most in Major League history...is 1-3 with a 3.91 ERA (25.1IP, 11ER) and 31K in those starts...earned the win in 2019 ALDS Game 5 vs. Tampa Bay (8.0IP, 1ER) but took the loss in 2013 NLDS Game 5 at St. Louis (5.0IP, 2ER), 2015 NL Wild Card Game vs. Chicago-NL (5.0IP, 4ER) and 2021 AL Wild Card Game at Boston (2.0IP, 3ER)...received 0R of support in those three losses...did not record a decision in 2020 ALDS Game 5 at Tampa Bay at Petco Park (5.1IP, 1ER).
- ▶ Has made six career postseason starts in potential elimination games, going 2-3 with a 3.62 ERA (32.1IP, 13ER) and 39K in those starts...has allowed 3R-or-fewer in five of those starts and 2R-or-fewer in four of those starts.
- ▶ As a Yankee, is 4-2 with a 3.49 ERA (38.2IP, 15ER) and 56K in seven postseason starts...has allowed 3ER-or-fewer in each of those seven starts and 2ER-or-fewer in four of those starts...has recorded at least 8K in five of those seven starts...was the first Yankee in franchise history to record at least 8K in three consecutive postseason appearances (2020 ALWC Game 1 - 2020 ALDS Game 5).

2023

- ▶ Was unanimously named the 2023 American League Cy Young Award winner after going 15-4 with a 2.63 ERA (209.0IP, 157H, 64R/61ER, 48BB, 222K, 20HR) in 33 starts (2CG/25SHO) with the Yankees...tied his career high in starts and posted the third-lowest ERA in his career...opponents batted .206/.259/.322 (157-for-761, 20HR); LH .202/.262/.333 (71-for-351, 10HR); RH .210/.257/.312 (86-for-410, 10HR).
- ▶ Became the sixth player in Yankees history to win the Cy Young Award, joining Roger Clemens (2001), Ron Guidry (1978), Sparky Lyle (1977), Whitey Ford (1961) and Bob Turley (1958)...joined Guidry as the only two Yankees to win the award unanimously.
- ▶ Was tabbed the American League Outstanding Pitcher by the Players Choice Awards and was named to the All-MLB First Team...was also tabbed a 2023 Sporting News American League All-Star.
- ▶ His 2.63 ERA was the lowest in the American League and the second-lowest in the Majors, trailing only San Diego's Blake Snell (2.25)...his 2.63 ERA was the lowest ERA by a qualified Yankee in the last 43 years (since 1981)...was the lowest since Rudy May recorded a 2.46 ERA in 41 games (17 starts) in 1980...also marked the fourth-lowest ERA by a qualified Yankee in the last 51 years (since 1973), trailing only Ron Guidry (1.74 in 1978), Rudy May (2.46 in 1980) and Catfish Hunter (2.58 in 1975).
- ▶ Became the 10th Yankee (14th time) to win an AL ERA title...joined Rudy May (1980), Ron Guidry (twice: 1978 and '79), Whitey Ford (twice: 1956 and '58), Bobby Shantz (1957), Ed Lopat (1953), Allie Reynolds (1952), Spud Chandler (twice: 1943 and '47), Lefty Gomez (twice: 1934 and '37) and Wilcy Moore (1927).
- ▶ Led the Majors in WHIP (0.98) and opponents' OBP (.259), tied for the lead in quality starts (24, first in AL) and shutouts (two, tied for first in AL), ranked second in ERA (2.63, first in AL) and opponents' OPS (.581, first in AL), third in innings pitched (209.0, first in AL), opponents' BA (.206, first in AL), opponents' SLG (.322, second in AL) and winning percentage (.789, second in AL), tied for third in starts (33, tied for first in AL), fifth in strikeouts (222, third in AL), tied for fifth in WAR (5.2, third in AL - FanGraphs), tied for sixth in wins (15, tied for third in AL), eighth in HR/9.0IP (0.86, third in AL), ninth in BB/9.0IP (2.07, fourth in AL) and 10th in K/BB (4.63, fifth in AL)...also ranked seventh in the AL in K/9.0IP (9.56).
- ▶ Allowed 2R-or-fewer in 26 of his 33 starts, the most in the Majors...no other AL pitcher recorded more than 21 such starts...tied Ron Guidry (26 in 1978) for the second-most by a Yankees pitcher in a single season in franchise history, trailing only Jack Chesbro (28 in 1904).
- ▶ Allowed 3R-or-fewer in 28-of-33 starts, the second-most in the AL and the third-most in the Majors, trailing only San Diego's Blake Snell (29) and Minnesota's Sonny Gray (29)...was the only Yankee in the last 45 years (since 1979) to record at least 28 starts of 3R-or-fewer in a single season...the last Yankee to record more was Ron Guidry (30 in 1978)...allowed 3R-or-fewer in 19 of his final 21 starts (6/3-9/27), including 11 consecutive starts from 6/3-8/2.
- ▶ Allowed 1R-or-fewer in 14 of his 33 starts, tied for the second-most in the AL and tied for the fifth-most in the Majors.
- ▶ His seven scoreless starts of at least 5.0 innings were tied for the fourth-most in the AL and matched the second-most by a Yankee in the last 45 years (since 1979), trailing only Hiroki Kuroda's nine in 2013.
- ▶ Allowed more than 3R just five times, allowing 27 of his 64R in those five starts...in his other 28 starts, allowed just 37 runs, averaging 1.32 runs per game.



- ▶ The Yankees went 23-10 in his starts... the Yankees' 23 wins were tied for the third-most by any team in the Majors (tied for the second-most in the AL), trailing only Atlanta's 26 wins in Spencer Strider's starts and Baltimore's 24 wins in Dean Kremer's starts...the Yankees' 23 wins matched their third-most in a pitcher's starts in the last 22 years (since 2002), trailing only their 24 wins in Luis Severino's starts in 2018 and their 24 wins in Jameson Taillon's starts in 2022...the Yankees won each of his first seven starts, eight of his first nine and 11 of his first 13.
- ▶ Started after a Yankees' loss 15 times...the Yankees went 12-3 in those games with Cole going 8-2 with a 2.59 ERA (7/11P, 28ER).

COL'S 2023 PITCHING LINES												
Date/Opp	Score	W/L	IP	H	R	ER	HR	BB	K	NP/S	ERA	Left Game
3/30 vs. SF	5-0	W	6.0	3	0	0	2	11	95/56	0.00		Leading 3-0
4/5 vs. PHI*	4-2	W	6.1	3	1	1	0	3	8	103/68	0.73	Leading 2-0
4/11 at CLE*	11-2	W	7.0	5	2	2	0	2	3	97/64	1.40	Leading 10-2
4/16 vs. MIN	2-0	W	9.0	2	0	0	0	2	10	109/73	0.95	SHO
4/22 vs. TOR*	3-2	ND	5.2	4	0	0	0	2	4	96/62	0.79	Tied 0-0
4/27 at TEX	4-2	W	6.2	6	2	2	0	1	8	92/69	1.11	Leading 3-2
5/2 vs. CLE*	4-2	ND	6.0	5	2	2	0	3	8	108/69	1.35	Tied 2-2
5/7 at TB	7-8 (10)	ND	5.0	8	6	5	2	2	6	95/61	2.09	Tied 6-6
5/12 vs. TB*	6-5	ND	5.0	5	2	2	2	2	4	95/63	2.22	Tied 2-2
5/17 at TOR	0-3 (10)	ND	6.0	7	0	0	0	2	6	104/70	2.01	Tied 0-0
5/23 vs. BAL	6-5 (10)	ND	5.0	6	5	5	2	3	2	99/63	2.53	Tied 4-4
5/28 vs. SD	10-7	W	6.0	4	6	5	2	3	9	100/62	2.93	Leading 8-5
6/3 at LAD*	6-3	W	6.0	4	1	1	0	2	5	80/50	2.82	Leading 5-1
6/9 vs. BOS	2-3	L	6.0	7	2	2	1	1	6	101/68	2.84	Trailing 2-1
6/14 at NYM	3-4 (10)	ND	6.0	4	1	1	0	0	8	95/67	2.75	Leading 3-1
6/20 vs. SEA*	3-1	W	7.1	4	1	1	0	1	8	105/70	2.64	Leading 3-1
6/25 vs. TEX	5-3	ND	4.2	9	3	3	1	1	7	107/74	2.78	Trailing 3-2
7/2 at STL	1-5	L	6.0	6	2	2	0	2	5	98/67	2.79	Trailing 2-1
7/8 vs. CHC*	6-3	W	7.1	5	3	3	1	1	5	103/70	2.85	Leading 6-3
7/16 at COL	7-8 (11)	ND	6.0	2	1	1	1	1	11	102/66	2.78	Leading 3-1
7/22 vs. KC	5-2	ND	6.1	5	2	2	1	1	10	99/66	2.78	Tied 2-2
7/28 at BAL	0-1	ND	7.0	3	0	0	0	0	5	110/74	2.64	Tied 0-0
8/2 vs. TB*	7-2	W	7.0	4	2	2	1	2	8	91/63	2.64	Leading 7-2
8/7 at CWS*	1-5	L	7.0	5	4	4	1	2	3	105/64	2.75	Trailing 2-1
8/13 at MIA*	7-8	ND	6.0	6	2	2	0	2	6	99/66	2.76	Leading 7-2
8/19 vs. BOS*	1-8	L	4.0	7	6	6	2	1	4	86/54	3.03	Trailing 6-0
8/25 at TB*	6-2	W	7.2	3	2	1	0	1	11	100/66	2.95	Leading 6-1
8/30 at DET	6-2	W	6.0	4	2	2	2	2	7	92/58	2.95	Leading 6-2
9/5 vs. DET	5-1	W	6.0	8	1	1	0	0	7	104/69	2.90	Leading 3-1
9/10 vs. MIL*	4-3 (13)	ND	7.0	3	0	0	0	0	9	106/72	2.79	Tied 0-0
9/15 at PIT	7-5	ND	5.0	6	2	2	0	3	4	93/59	2.81	Leading 3-2
9/21 vs. TOR*	5-3	W	8.0	2	1	1	0	0	9	107/73	2.75	Leading 5-1
9/27 at TOR	6-0	W	9.0	2	0	0	0	0	5	105/72	2.63	SHO
Totals (33GS)			15-4	209.0	157	64	61	20	48	222	2.63	

*start came after a team loss / Bold - season high

- ▶ With his 15 wins, reached double-digit wins for the ninth time in his career (2013-15, '17-19, '21-23)...is just one of three Major League pitchers to record double-digit wins in nine of the last 11 seasons since 2013, joining Max Scherzer (10: 2013-19, '21-23) and Clayton Kershaw (nine: 2013-17, '19, '21-23).
- ▶ Made at least 30 starts for the seventh time in his career (also 2015, '17-19, '21-22), the most such seasons by any Major League pitcher since 2015.
- ▶ Tossed at least 7.0IP and allowed three-or-fewer baserunners (H/BB/HP) in six starts...Elias confirmed that his six starts were the most by any Major League pitcher in a single season since 1893, which was the first season the mound-to-plate distance was 60 feet, 6 inches.
- ▶ According to FanGraphs, led Major League starters in win probability added (4.39) and was the only AL starting pitcher with a WPA over 3.02...also led the American League and ranked second in the Majors in ERA- (63).
- ▶ Recorded at least 200K for the sixth time in his career (also 2015, '18-19, '21-22)...reached the 200K plateau for his fifth straight 162-game season (also 2018-19, '21-22; recorded 94K in the abbreviated 60-game season in 2020)... became the first Yankee in franchise history to record at least 200K in three different seasons (previous: twice by Luis Severino in 2017 and '18, David Cone in 1997 and '98, and Ron Guidry in 1978 and '79)...is just one of two Major League pitchers since 2015 to record at least six seasons with at least 200K, joining Max Scherzer (also six).
- ▶ His 222K were tied with David Cone (222K in 1997) for the seventh-most by a Yankees pitcher in a single season in franchise history, trailing his own 257K in 2022, Ron Guidry's 248K in 1978, his own 243K in 2021, Jack Chesbro's 239K in 1904, CC Sabathia's 230K in 2011 and Luis Severino's 230K in 2017...now owns three of the Yankees' top-eight single-season strikeout totals in franchise history.
- ▶ Recorded at least 8K in 14 starts...notched five double-digit strikeout games, the fourth-most in the AL and tied for the seventh-most in the Majors.
- ▶ Tossed at least 200.0 innings for a second straight season and for the sixth time in his career (also 2015, '17-19, '22)...was just one of two AL pitchers and just one of five Major League pitchers to reach the mark in 2023...reached the 200.0IP mark for the fifth time in his last six 162-game seasons...is the only pitcher to throw at least 200.0 innings in five different seasons since 2017 (no other pitcher has recorded more than three in that span)...is also the only Major League pitcher to record six such seasons since 2015 (no other pitcher has more than four in that span)...is the only Yankee in the last 10 years (since 2014) to throw at least 200.0IP in a season and is the first to do so in back-to-back seasons since CC Sabathia (five straight from 2009-13) and Hiroki Kuroda (2012-13).
- ▶ Tossed at least 6.0 innings in 26 of his 33 starts, the most in the AL and second-most in the Majors, trailing only San Francisco's Logan Webb (27)...tossed at least 6.0 innings in 14 of his final 16 starts (7/2-9/27) and in 19 of his final 22 starts (5/28-9/27).
- ▶ Tossed at least 7.0 innings in seven of his final 12 starts (7/28-9/27), eight of his final 15 starts (7/8-9/27) and nine of his final 18 starts (6/20-9/27)...his 11 starts of at least 7.0IP were tied for the second-most in the AL and tied for the third-most in the Majors, trailing only San Francisco's Logan Webb (16) and Houston's Framber Valdez (16).
- ▶ Was one of just two Major League pitchers in 2023 to throw multiple shutouts (also Houston's Framber Valdez-two)...was the first Yankees pitcher in the last 10 years (since 2014) and just the third Yankees pitcher in the last 18 years (since 2006) to throw multiple shutouts in a single season, joining Iván Nova (two in 2013) and Hiroki Kuroda (two in 2012).
- ▶ Left just five of his 33 starts with the Yankees trailing...four of those five games were one-run games when he left the mound.



- ▶ His .789 winning percentage was the third-highest by a Yankee in the last 12 years (since 2012) and the fourth-highest by a Yankee in the last 22 years (since 2002), trailing only Nathan Eovaldi (14-3, .824 in 2015), Domingo Germán (18-4, .818 in 2019) and Iván Nova (16-4, .800 in 2011).
- ▶ Posted a 2.79 ERA (80.2IP, 25ER) and 90K in his 14 no-decisions...allowed 2R-or-fewer in 11 of those 14 starts...tossed at least 6.0IP and allowed 2R-or-fewer in eight of those starts.
- ▶ The Yankees lost just 10 of his starts...tossed at least 6.0IP and allowed 2R-or-fewer in seven of those starts.
- ▶ Received 3R-or-fewer of support in 21 of his 33 starts...received 2R-or-fewer of support in 14 of his starts.
- ▶ 13 of his 20HR allowed were solo home runs.
- ▶ Allowed 4H-or-fewer in 16 of his 33 starts.
- ▶ Went 9-2 with a 2.88 ERA (112.2IP, 36ER) and 129K in 18 home starts...the Yankees went 16-2 in those home starts.
- ▶ Was 6-2 with a 2.34 ERA (96.1IP, 25ER) and 93K in 15 road starts...tossed at least 6.0IP and allowed 2R-or-fewer in 12 of those 15 starts...posted a 1.85 ERA (77.2IP, 16ER) in his final 12 road starts (5/17-9/27).
- ▶ Recorded five double-digit strikeout games: 11K on 3/30 vs. San Francisco, 10K on 4/16 vs. Minnesota, 11K on 7/16 at Colorado, 10K on 7/22 vs. Kansas City and 11K on 8/25 at Tampa Bay.
- ▶ Went undefeated in his first 13 starts of the season (3/30-6/3)...his 13-start season-opening undefeated streak was tied for the third-longest by a Yankees starter in franchise history, trailing only Ron Guidry's 17-start streak to begin the 1978 season and Allie Reynolds' 15-start streak to begin the 1954 season...Orlando Hernández (2004), Bob Wickman (1993), Jim Coates (1960) and Monte Pearson (1937) also recorded 13-start streaks...was the second-longest undefeated streak of his career, trailing only a 28-start streak from 5/27/19-8/19/20.
- ▶ Went 8-1 over his first 16 starts (3/30-6/20)...became the sixth Yankees pitcher (seventh time) to win at least eight of his first 16 starts of a season while recording one-or-zero losses, joining Ron Guidry (12-0 in 1978), Jimmy Key (11-1 in 1994), Roger Clemens (10-1 in 2001), Whitey Ford (10-1 in 1964) and Allie Reynolds (9-1 in 1949 and '54).
- ▶ Posted a season-opening seven-game winning streak from 3/30-6/3...was the longest winning streak by a Yankees pitcher to start a season since Aaron Small's season-opening 10-game winning streak in 2005...was also tied for the third-longest winning streak of his career.
- ▶ Was just the second Yankees pitcher in franchise history to toss at least 5.0IP and allow 2R-or-fewer in each of his first seven starts of a season (3/30-5/2), joining Hideki Irabu (first seven in 1998).
- ▶ Began the season with a 12.0 scoreless inning streak (3/30-4/5).
- ▶ Made his fifth career Opening Day start (his fourth with the Yankees) on 3/30 vs. the Giants and earned the win, tossing 6.0 scoreless innings (3H, 2BB, 11K)...his 11K marked the most by a Yankees pitcher on Opening Day in franchise history, surpassing Tim Lear's previous record of 9K in 1991...was the first Yankees Opening Day starter to throw at least 6.0 scoreless innings since Roger Clemens in 2003 (also OR in 6.0IP)...was just the fifth Yankees starter to do so in the last 46 years (since 1978), joining Clemens, David Cone (OR in 7.0IP in 1996), Rick Rhoden (SHO in 1988) and Ron Guidry (OR in 9.0IP in 1980)...became just the 13th pitcher in franchise history to win multiple Opening Day starts (also 2020)...was the 11th pitcher in franchise history to make at least four Opening Day starts with the Yankees, joining Mel Stottlemyre (7), Ron Guidry (7), CC Sabathia (6), Lefty Gomez (6), Red Ruffing (5), Masahiro Tanaka (4), Bob Shawkey (4), Roger Clemens (4) and Jack Chesbro (4)...was the fifth Yankees pitcher in franchise history to make at least four consecutive Opening Day starts, joining CC Sabathia (6GS from 2009-14), Lefty Gomez (6GS from 1932-37), Mel Stottlemyre (4GS from 1967-70) and Jack Chesbro (4GS from 1903-06)...marked his 22nd double-digit strikeout game with the Yankees and 57th of his career.
- ▶ Struck out Blake Sabol in the second inning on Opening Day for his 600th strikeout as a Yankee...according to Elias, joined Nolan Ryan as the only two pitchers in Major League history to record at least 600K with three different franchises.
- ▶ Won his first four starts of a season for the second time in his career (also won his first four starts in 2013 with Pittsburgh)...was just the third Yankees pitcher in the last 39 years (since 1985) to win each of his first four games of a season, joining Mike Mussina (won his first seven starts in 2003) and David Cone (won his first four starts in 1995)...went 4-0 with a 0.95 ERA (28.1IP, 3ER) and 32K over his first four starts (3/30-4/16)...was the first pitcher in franchise history to record a sub-1.00 ERA and at least 30K through his first four appearances of a season (since ER became an official stat in 1913)...was just the second Yankees starting pitcher in the last 65 years (since 1959) to post as low of an ERA through his first four appearances of a season, joining Tommy John (0.83 ERA in 1979)...Rob Gardner had a 0.90 ERA through his first four starts in 1972 but made relief appearances in between those starts...was just the fourth Yankees pitcher in the last 42 seasons (since 1982) to toss at least 6.0IP and allow 2R-or-fewer in each of his first four starts of a season (also Andy Pettitte - first four in 2010; Darrell Rasner - first four in 2008; Orlando Hernández - first four in 2002).
- ▶ Did not allow a run in three of his first five starts from 3/30-4/22, going 4-0 with a 0.79 ERA (34.0IP, 3ER) and 36K...according to Elias, his 0.79 ERA was the third-lowest ERA in franchise history by a Yankee starter through his first five games of a season (since ER became an official stat in 1913), trailing only Ed Lopat's 0.60 ERA in 1951 and Spud Chandler's 0.60 ERA in 1946...Ray Keating posted a 0.44 ERA through his first five starts in 1913 but made relief appearances between those starts.
- ▶ Was named the AL "Pitcher of the Month" for March/April after going 5-0 with a 1.11 ERA (40.2IP, 23H, 5ER, 11BB, 44K, 0HR) in six starts (1CG/1SHO)...led the Majors in innings pitched, tied for the best record and ranked second in ERA...marked his sixth career "Pitcher of the Month" honor and second with the Yankees (also April 2021)...was the first Yankees pitcher to be named "Pitcher of the Month" since Jameson Taillon (July 2021)...became just the fifth Yankees pitcher to be named the "Pitcher of the Month" multiple times since the award was established in 1979 (also Andy Pettitte - three times; Roger Clemens, Hideki Irabu and CC Sabathia - twice)...recorded the second-lowest ERA by a Yankees pitcher who made at least five starts in March/April in franchise history (since ER became an official stat in 1913)...his 1.11 ERA trailed only Jimmy Key, who posted a 0.93 ERA in five starts of April 1993.
- ▶ Became the seventh pitcher in franchise history to toss at least 6.0IP and allow 3H-or-fewer in his first two appearances of a season...joined George Mogridge (first three in 1916), Ray Caldwell (first three in 1914), Orlando Hernández (first two in 1999), Whitey Ford (first two in 1955), Bob Shawkey (first two in 1918) and Tom Hughes (first two in 1910)...was the first Yankee pitcher to toss at least 6.0IP and allow 1R-or-fewer in each of his first two appearances of a season since Michael Pineda did so in his first three games in 2014.



- ▶ Was named the AL "Player of the Week" for 4/10-16 after going 2-0 with a 1.13 ERA (16.0IP, 7H, 2ER, 3BB, 13K, 0HR) in two starts...during that span, led the Majors in innings pitched and tied for first in wins (also tied for first in AL)...also ranked third in the AL in opponents' OBP (.185) and opponents' OPS (.365)...marked his second career "Player of the Week" honor (also 9/23-29/19 with Houston).
- ▶ Posted a career-high 25.2 scoreless inning streak from 4/11-27...was the fifth-longest scoreless streak in the AL in 2023 and the seventh-longest in the Majors...was the second-longest scoreless streak by a Yankees starting pitcher in the last 63 years (since 1961), trailing only Catfish Hunter's 26.0 scoreless inning streak from 8/30-9/11/75.
- ▶ Tossed his fourth career shutout on 4/16 vs. Minnesota (9.0IP, 2H, 0R, 1BB, 10K)...marked his first since he tossed a shutout on 7/10/21 at Houston (9.0IP)...marked his seventh career complete game (first since 7/17/21 vs. Boston-6.0IP) and his fourth career nine-inning complete game (first since 7/10/21 at Houston)...marked his 58th career double-digit strikeout game and second of the season...also marked his 23rd double-digit strikeout game as a Yankee, tying Ron Guidry (23) for the most in franchise history...was the first Yankee to throw a shutout since Nestor Cortes threw a rain-shortened shutout on 9/25/22 vs. Boston (6.0IP)...was the first Yankee to throw a nine-inning shutout since his own shutout on 7/10/21 at Houston...did not allow a hit to his first 14BF (1BB) before surrendering a two-out single to Donovan Solano in the fifth inning...retired his final 11BF.
- ▶ Recorded his 2,000th career strikeout on 5/23 vs. Baltimore (Jorge Mateo swinging)...was the third-fastest pitcher (in terms of games and innings pitched) in Major League history to reach 2,000 strikeouts...reached the milestone in his 278th career game, trailing only Randy Johnson (262G) and Clayton Kershaw (277G)...recorded his 2,000th career strikeout in 1,714.2IP, trailing only Chris Sale (1,626.0IP) and Pedro Martínez (1,711.1IP)...became the 87th pitcher in Major League history to reach the milestone and the eighth to do so with the Yankees...joined CC Sabathia, Andy Pettitte, Mike Mussina, David Cone, Dwight Gooden, Catfish Hunter and Bobo Newsom.
- ▶ Reached 10 years of Major League service on 5/29.
- ▶ Exited his start on 6/3 at Los Angeles-NL with cramping (W, 6.0IP, 4H, 1ER, 2BB, 5K, 0HR, 1HP).
- ▶ Allowed 3R-or-fewer in 11 consecutive starts from 6/3-8/2, going 4-2 with a 2.33 ERA (69.2IP, 18ER) and 78K in that span.
- ▶ Allowed just 1R in three of his four starts from 6/3-20.
- ▶ Was named to his sixth career All-Star team via the player ballot, his fifth as a member of the American League and third with the Yankees (also 2015 with Pittsburgh, 2018-19 with Houston and 2021-22 with the Yankees)...started for the American League in the 93rd Midsummer Classic on 7/11 and retired all 3BF...was the 12th pitcher in franchise history (20th time) to start an All-Star Game, joining Roger Clemens (2001), David Wells (1998), Jimmy Key (1994), Mel Stottlemyre (1969), Whitey Ford (three times: 1954, '60-'61), Bob Turley (1958), Vic Raschi (twice: 1950, '52), Hank Borowy (1944), Spud Chandler (1942), Red Ruffing (twice: 1939-'40) and Lefty Gomez (five times: 1933-'35, '37-'38).
- ▶ Posted a 2.35 ERA (92.0IP, 24ER) after the All-Star break, the second-lowest ERA by a Yankee after the break in the last 42 years (since 1982)...trailed only Luis Severino's 2.28 ERA following the break in 2017.
- ▶ Recorded at least 10K in back-to-back starts from 7/16-22 for the first time since 9/7(G2)-13/22.
- ▶ Recorded his 24th double-digit strikeout game with the Yankees on 7/16 at Colorado (11K), surpassing Ron Guidry (23) for the most in franchise history...his 24th such game came in his 95th start with the club while Guidry recorded 23 double-digit strikeout games in 368 games (323 starts) with the Yankees.
- ▶ Made his 100th career start as a Yankee on 8/13 at Miami (ND, 6.0IP, 6H, 2ER, 2BB, 6K, 0HR).
- ▶ Went 5-0 with one shutout, a 1.29 ERA (48.2IP, 7ER) and 52K in his final seven starts (8/25-9/27)...allowed 2R-or-fewer in each of those starts...walked just five of his 178BF over that span...the Yankees went 7-0 in those games.
- ▶ Recorded a season-high-tying 11K without allowing a walk in his win on 8/25 at Tampa Bay (7.2IP, 3H, 2R/1ER, 1HR)...retired 13 straight batters from his first out in the second inning through his first out in the sixth inning before allowing a solo HR to Yandy Diaz...marked his 61st career double-digit strikeout game and his franchise-record 26th double-digit strikeout game as a Yankee...marked his 22nd career game with at least 10K and 0BB, the fifth-most such games in Major League history, trailing only Randy Johnson (36), Max Scherzer (30), Curt Schilling (27) and Clayton Kershaw (27)...was his ninth such start as a Yankee, the most in franchise history.
- ▶ Went 3-0 with a 1.03 ERA (35.0IP, 4ER) and 34K in five starts (1CG/1SHO) in September...was the sixth-lowest ERA by a Yankee pitcher who made at least five starts in September in franchise history (since ER became an official stat in the AL in 1913), trailing only Lefty Gomez (0.60 ERA in Sept. 1937), Spud Chandler (0.81 ERA in Sept. 1943), Whitey Ford (0.90 ERA in Sept. 1963), Bob Shawkey (0.94 ERA in Sept. 1924) and Ron Guidry (0.96 ERA in Sept. 1978)...did not walk a batter in four of those five starts...did not surrender a HR to 128BF.
- ▶ Struck out Andrew Monasterio in the fifth inning on 9/10 vs. Milwaukee for his 200th strikeout of the season.
- ▶ Made his first start at PNC Park as an opposing pitcher on 9/15 at Pittsburgh (ND, 5.0IP, 6H, 2ER, 3BB, 4K, 0HR).
- ▶ Tossed at least 8.0IP and allowed just two baserunners in each of his final two starts from 9/21-27, becoming the second Yankees pitcher in franchise history to toss at least 8.0IP and allow two-or-fewer baserunners in back-to-back starts...joined Jameson Taillon (2GS from 5/27-6/2(G2)/22).
- ▶ Earned his 50th win as a Yankee after allowing just 1R/ER over 8.0IP on 9/21 vs. Toronto (2H, 0BB, 9K, 0HR, 1WP)...retired his first 16BF, 21 of his first 22BF and 24 of his 26BF...his 2H allowed matched his season low...with Michael King recording 13K and 0BB on 9/20, it marked the second time in franchise history that Yankees starters recorded at least 9K with 0BB in back-to-back starts...Yankees starters also accomplished the feat from 9/7-8/98 at Boston when David Wells recorded 10K and 0BB on 9/7/98 and David Cone recorded 11K and 0BB on 9/8/98.
- ▶ Made his final start of the season and the 300th start of his career on 9/27 at Toronto, earning the win after tossing his fifth career shutout and second of the season (9.0IP, 2H, 0BB, 5K)...also tossed a SHO on 4/16/23 vs. Minnesota (9.0IP), 7/10/21 at Houston (9.0IP), 9/11/20-Game 1 vs. Baltimore (7.0IP) and 5/4/18 at Arizona (9.0IP)...marked his eighth career complete game (first since 4/16/23 vs. Minnesota) and his fifth career nine-inning complete game (also 4/16/23 vs. Minnesota, 7/10/21 at Houston, 5/4/18 at Arizona and 7/27/16 vs. Seattle)...became the first Yankees pitcher in the last 10 years (since 2014) and just the third Yankees pitcher in the last 18 years (since 2006) to throw multiple shutouts in a single season, joining Iván Nova (two in 2013) and Hiroki Kuroda (two in 2012)...was one of only two Major League pitchers in 2023 to throw multiple shutouts (also Houston's Framber Valdez-two)...was also the second Yankee in the last 35 years (since 1989) and the third in the last 43 years (since 1981) to record two shutouts with 2H-or-fewer in a single season, joining David Wells (two in 1998) and John Candelaria (two in 1988)...marked his Major League-record sixth start of the season of at least 7.0IP and three-or-fewer baserunners (H/BB/HP).

2022

- ▶ In 33 starts with the Yankees, went 13-8 with a 3.50 ERA (200.2IP, 154H, 81R/78ER, 50BB, 257K, 33HR)... opponents batted .209/.260/.390 (154-for-738, 33HR); LH .182/.251/.373 (59-for-324, 17HR); RH .229/.268/.403 (95-for-414, 16HR)...was named to his fifth career All-Star team...tied his career high in starts.
- ▶ His Major League-leading 257K were the most by a Yankees pitcher in a single season in franchise history, surpassing Ron Guidry's previous record of 248K in 1978.
- ▶ Was the third Yankee in franchise history to lead the Majors in strikeouts (outright or tied), joining Vic Raschi (tied for lead with 164K in 1951) and Lefty Gomez (194K in 1937)...was just the sixth Yankee (eighth time) to lead the AL in strikeouts, joining Al Downing (217K in 1964), Allie Reynolds (160K in 1952), Vic Raschi (164K in 1951), Lefty Gomez (163K in 1933, 158K in 1934 and 194K in 1937) and Red Ruffing (190K in 1932).
- ▶ With OF Aaron Judge also leading the Majors in home runs, the duo became the second set of teammates in franchise history to lead the Majors in home runs and strikeouts in the same season...joined Joe DiMaggio (46HR) and Lefty Gomez (194K) who accomplished the feat in 1937...marked just the third season the Yankees had the AL home run and strikeout leader (Joe DiMaggio's 46HR and Lefty Gomez's 194K in 1937/ Lou Gehrig's 49HR and Lefty Gomez's 158K in 1934).
- ▶ Led the Majors in strikeouts, tied for first in starts (33, tied for first in AL), ranked third in K/9.0IP (11.53, second in AL), sixth in innings pitched (200.2IP, second in AL), eighth in K/BB (5.14, fifth in AL) and ninth in opponents' OBP (.260, fifth in AL)...ranked seventh in the AL in opponents' BA (.209)...his 33HR were the second-most in the Majors and the most in the AL.
- ▶ Marked his second straight season with 200K and fifth of his career (2015, '18-19, '21-22)...became just the fourth Yankee in franchise history to record at least 200K in multiple seasons, joining Luis Severino (2017-18), David Cone (1997-98) and Ron Guidry (1978-79)...became the first Yankees pitcher to record 225K in multiple seasons.
- ▶ Was the first Yankees pitcher to throw at least 200.0 innings in a season since Hiroki Kuroda (201.1IP) and CC Sabathia (211.0IP) in 2013.
- ▶ Tossed at least 6.0IP in 28 starts, tied with San Diego's Yu Darvish for the most in the Majors.
- ▶ Allowed 3ER-or-fewer in 24 of his 33 starts and 2ER-or-fewer in 19 starts...allowed one-or-zero earned runs in 13 starts...tossed six scoreless starts.
- ▶ Recorded nine double-digit strikeout games: 10K on 5/8 vs. Texas-G1, 11K on 5/23 vs. Baltimore, 10K on 5/28 at Tampa Bay, 12K on 6/20 at Tampa Bay, 11K on 7/12 vs. Cincinnati, 12K on 7/17 vs. Boston, 11K on 8/26 at Oakland, 14K on 9/7 vs. Minnesota-G2 and 10K on 9/13 at Boston...his nine double-digit strikeout games were tied for the most in a single season in franchise history (also had nine in 2021 and David Cone's nine in 1998)...only Carlos Rodón (11), Shohei Ohtani (10) and Corbin Burnes (nine) recorded as many in 2022.
- ▶ His six games with at least 10K and 1R-or-fewer were the second-most in franchise history, trailing his own record of seven games in 2021.
- ▶ Recorded at least 10K and OBB in two starts: 5/23 vs. Baltimore (11K and OBB) and 7/17 vs. Boston (12K and OBB).
- ▶ Recorded at least 7K in 21 of his 33 starts...recorded at least 8K in 19 starts.
- ▶ His 97.8 average fastball velocity was the second-highest in the Majors among qualified pitchers (FanGraphs), trailing only Miami's Sandy Alcantara (97.9).
- ▶ Recorded two scoreless inning streaks of at least 15.0IP (18.2IP from 4/24-5/8-G1 and 15.0IP from 8/3-15).
- ▶ Made his fourth career Opening Day start and his third with the Yankees on 4/8 vs. Boston (4.0IP, 4H, 3ER, 1BB, 3K, 1HR, 1HP).
- ▶ After recording the shortest start of his career on 4/19 at Detroit (1.2IP), tossed at least 6.0IP in 28 of his final 30 starts.
- ▶ Made his 50th career start with the Yankees on 5/18 at Baltimore (W, 7.0IP, 6H, 2ER, OBB, 5K).
- ▶ Recorded his 50th career double-digit strikeout game on 5/28 at Tampa Bay (6.0IP, 2H, 1ER, 3BB, 10K).
- ▶ Tossed at least 6.0 innings in 17 straight starts from 6/14-9/13...was the longest streak by a Yankees starter since Masahiro Tanaka's 18-start streak from 4/4-7/8/14.
- ▶ Did not allow a hit to his first 24BF before allowing an eighth-inning lead-off single to Isaac Paredes on 6/20 at Tampa Bay...marked the second time he began a game with at least 6.0 no-hit innings that month (0H in first 6.2IP on 6/3 vs. Detroit).
- ▶ Made his 250th career start in Game 1 on 7/2 at Cleveland and earned the win (6.0IP, 3H, 2ER, 3BB, 6K, 2HR).
- ▶ Was named to his fifth career All-Star team via the player ballot, his fourth as a member of the American League and second with the Yankees (also 2015 with Pittsburgh, 2018-19 with Houston and 2021 with the Yankees)...did not pitch in the AL's 3-2 win in Los Angeles.
- ▶ Struck out Kyle Lewis swinging in the first inning on 8/3 vs. Seattle for his 500th strikeout as a Yankee.
- ▶ Struck out a season-high 14 batters over 6.2 innings in Game 2 on 9/7 vs. Minnesota...marked his ninth career game with at least 14K (first since 15K on 9/1/21 at Los Angeles-AL)...marked his second career game with at least 14K with the Yankees...became just the fourth pitcher in franchise history to record multiple games with at least 14K, joining Masahiro Tanaka (two in 2017), David Cone (one in 1997 and one in 1998) and Ron Guidry (one in 1978 and one in 1987)...marked just the 14th time in franchise history a Yankees pitcher recorded at least 14K in a game...was just the second Yankees pitcher to record at least 14K in a game in 6.2IP-or-fewer (also Ron Guidry's 14K in 6.2IP on 7/11/87 vs. Chicago-AL)...marked his 55th career double-digit strikeout game and his 20th as a Yankee...threw a season-high 118 pitches, his second-highest pitch count in a regular season game in his career (129 pitches on 7/10/21 at Houston)...also threw 118 pitches in 2019 ALDS Game 2 vs. Tampa Bay with Houston.
- ▶ Notched his ninth double-digit strikeout game on 9/13 at Boston, matching the record for most double-digit strikeout games by a Yankee in a single season (also his nine in 2021 and David Cone's nine in 1998).
- ▶ Was ejected for the first time in his career in the sixth inning on 9/23 vs. Boston by HP umpire Brian Knight.

MOST STRIKEOUTS IN A SINGLE SEASON BY A YANKEE

SO	PITCHER-G/GS	YEAR
257	GERRIT COLE (33G/GS)	2022
248	Ron Guidry (35G/GS)	1978
243	GERRIT COLE (30G/GS)	2021
239	Jack Chesbro (55G/51GS)	1904
230	CC Sabathia (33G/GS)	2011
230	Luis Severino (31G/GS)	2017
222	GERRIT COLE (33G/GS)	2023
222	David Cone (29G/GS)	1997



- ▶ His strikeout of Raimel Tapia swinging in the fifth inning on 9/28 at Toronto marked his 248th strikeout of the season, tying Ron Guidry (248K in 1978) for the most strikeouts in a single season in franchise history.
- ▶ Struck out Nathaniel Lowe swinging in the first inning in Game 2 on 10/4 at Texas for his 249th strikeout of the season, surpassing Ron Guidry's 248K in 1978 to set a new franchise single-season strikeout record.
- ▶ Went 2-1 with a 2.95 ERA (18.1IP, 6ER) and 23K in three postseason starts.
- ▶ In his first postseason start at Yankee Stadium as a Yankee, earned the win in ALDS Game 1 vs. Cleveland... allowed just 1ER in 6.1IP (4H, 1BB, 8K, 1HR, 1HP)...did not allow a hit to 14 of his final 15BF (1BB, one single).
- ▶ Made his sixth career start in a potential elimination game in ALDS Game 4 at Cleveland, allowing just 2ER in 7.0IP to earn his 10th career postseason win (6H, 1BB, 8K, 1HR)...allowed his only runs on an RBI single to José Ramírez in the third inning and a solo HR to Josh Naylor in the fourth inning...after the HR, retired 12 of his final 13BF.
- ▶ Took the loss in ALCS Game 3 (5.0IP, 5H, 5R/3ER, 2BB, 7K, 1HR, 1HP)...allowed a two-run HR to Chas McCormick in the second inning...exited with the bases loaded and no outs in the sixth inning...Lou Trivino came on in relief and allowed all three inherited runners to score.

2021

- ▶ In his second year with the Yankees, finished second in American League Cy Young Award voting after going 16-8 with a 3.23 ERA (181.1IP, 151H, 69R/65ER, 41BB, 243K, 24HR) in 30 starts (2CG/15HO)...opponents hit .223 (151-for-677, 24HR); LH .216 (63-for-292, 13HR); RH .229 (88-for-385, 11HR).
- ▶ Was named via the player ballot to his fourth career All-Star team (also 2018-19 with Houston, 2015 with Pittsburgh).
- ▶ Ranked third in the Majors in strikeouts (243, second in AL), K/9.0IP (12.06, second in AL) and K/BB (5.93, first in AL), tied for third in wins (16, first in AL) and sixth in WAR among pitchers (5.3 - FanGraphs, second in AL)... ranked second in the AL in WHIP (1.06), third in ERA (3.23) and fifth in BB/9.0IP (2.03).
- ▶ Was one of five starting pitchers named to the All-MLB First Team.
- ▶ At the time, his 243K were the second-most by a Yankee in a single season in club history, trailing only Ron Guidry's 248K in 35GS in 1978...his 243K in 2021 now rank third all-time in Yankees history as he set a new franchise record with 257K in 2022.
- ▶ His nine double-digit strikeout games were tied for the most by a Yankee in a single season in franchise history, joining David Cone who recorded nine such games in 1998 (Cole also recorded nine double-digit strikeout games in 2022)...were also the second-most in the Majors, trailing only Toronto's Robbie Ray (10)...recorded 13K on 4/6 vs. Baltimore, 10K on 4/18 vs. Tampa Bay, 11K on 4/24 at Cleveland, 12K on 4/30 vs. Detroit, 12K on 5/12 at Tampa Bay, 12K on 7/10 at Houston, 11K on 7/17 vs. Boston, 10K on 7/29 at Tampa Bay and 15K on 9/1 at Los Angeles-AL.
- ▶ His five games with at least 12K were the most in franchise history, surpassing Al Downing's four games in 1963.
- ▶ His six starts with at least 10K and OBB were the most by any Yankee in a single season (previous: Mike Mussina - four in 2001)...were tied for the second-most by a pitcher in a single season in Major League history, trailing his own record of seven such games in 2019.
- ▶ His four games with at least 12K and OBB were the most by a Yankee in a single season in franchise history, surpassing Masahiro Tanaka (three in 2017) and Mike Mussina (three in 2001)...were tied for the most by a pitcher in a season in Major League history (Cole also recorded 4G in 2019, Chris Sale had 4G in 2019 and Roger Clemens had 4G in 1997).
- ▶ Did not allow a run or walk and notched at least 12K in three starts, tying the Major League single-season record...joined Pedro Martínez (three in 2000) and Sandy Koufax (three in 1965) as the only three pitchers to record three such games in a season (credit: *Elias*).
- ▶ His seven games with at least 10K and 1R-or-fewer were the most in franchise history (previous: Mike Mussina-5 in 2001, David Cone-5 in 1998 and Ron Guidry-5 in 1978).
- ▶ Tossed at least 6.0IP without allowing a walk in nine starts, tied with Toronto's José Berríos for the most such starts in the Majors in 2021.
- ▶ Made seven scoreless starts of at least 6.0 innings, tied with Los Angeles-NL's Walker Buehler (seven) for the third-most such starts in the Majors, trailing only Milwaukee's Corbin Burnes (eight) and Philadelphia's Zack Wheeler (eight).
- ▶ Allowed 2ER-or-fewer in 21 of 30 starts and 3ER-or-fewer in 23 of his starts...allowed 40 of his 69R in seven starts.
- ▶ Received just 2R-or-fewer of support in 15 of his 30 starts and 3R-or-fewer of support in 19 of those starts.
- ▶ Tossed at least 7.0IP and allowed 2ER-or-fewer in nine starts, tied for the seventh-most in the Majors...tossed at least 6.0IP and allowed one-or-zero runs in 12 starts, tied for the ninth-most in the Majors.
- ▶ Tossed at least 5.0 innings in 28-of-30 starts and at least 6.0 innings in 19-of-30 starts.
- ▶ His 97.8 average fastball velocity was the best in the AL and second-best in the Majors among qualified pitchers (FanGraphs).
- ▶ Recorded at least 7K in 15 consecutive regular season starts from 8/8-G1/20-4/30/21, tied with Pedro Martínez (15GS, 8/19/99-5/12/00) and Nolan Ryan (15GS, 6/25-9/12/89) for the second-longest stretch by a starter in American League history, trailing only Shane Bieber (23GS from 9/20/19-5/16/21).
- ▶ Allowed 2ER-or-fewer in 12 straight regular season starts from 9/5/20-5/12/21...was tied for the longest stretch by a Yankees starting pitcher in franchise history (since ER became an official stat in 1913), joining Whitey Ford's 12-start streak from 8/10-9/28/63 and Chad Green's 12-game stretch as an opener from 6/11/17-8/12/19-G2.
- ▶ His season-opening eight-game stretch (4/1-5/12) of allowing 2ER-or-fewer was the longest by a Yankees starting pitcher (excluding openers) since Michael Pineda who did so in his first nine starts of 2014 (Chad Green did so in his first 11 opening assignments of 2019).
- ▶ Surrendered just 3BB in his first eight starts of the season (191BF).
- ▶ Made his third career Opening Day start (also 2017 and '20) and second with the Yankees on 4/1 vs. Toronto (ND, 5.1IP, 5H, 2ER, 2BB, 8K, 1HR)...collected his 100th strikeout as a Yankee in the fourth inning (Teoscar Hernández, looking).
- ▶ Recorded at least 8K in six consecutive starts from 4/1-30, the fourth-longest streak in franchise history...trailed only CC Sabathia (7G, 6/25-7/26/11), Mike Mussina (7G, 4/2-5/7/03) and Ron Guidry (7G, 7/14-8/15/78)...joined Mike Mussina as the only Yankees pitchers to accomplish the feat in their first six starts of a season (first seven in 2003).



- ▶ Allowed 2ER-or fewer and notched at least 8K in six straight starts from 4/1-30, tied with Mike Mussina (6GS, 4/9-5/7/03) and Ron Guidry (6GS, 7/20-8/15/78) for the second-longest such streak by a Yankees starting pitcher in franchise history (since earned runs became an official stat in the AL in 1913), trailing only CC Sabathia (7GS, 6/25-7/26/11)...was the first Yankee starter to accomplish the feat in his first six starts of a season (previous: 2GS, five times, four different pitchers)...was the third-longest streak as a starter to begin a season in the Majors since ER became an official stat in the AL in 1913, trailing only Randy Johnson (first nine starts of 2000) and Pedro Martínez (first seven starts of 2000).
- ▶ Was the first Yankee in franchise history to record three straight games with at least 10K and 0BB (10K and 0BB on 4/18 vs. Tampa Bay, 11K and 0BB on 4/24 at Cleveland, 12K and 0BB on 4/30 vs. Detroit)... according to ESPN Stats & Info, his streak tied Clayton Kershaw (3G from 7/8-23/15 and 4/26-5/7/16) and Chris Archer (3G from 5/27-6/7/15) for the longest such streak since the mound was moved to its current distance in 1893.
- ▶ Recorded double-digit strikeouts in three consecutive starts from 4/18-30, becoming the fifth Yankee in franchise history to accomplish the feat... joined Ron Guidry (four straight from 6/2-17/78), Al Downing (four straight from 7/2-21(G1)/63), David Cone (three straight from 9/2-13/98) and Bob Turley (three straight from 5/6-15 (G2)/55).
- ▶ Tossed at least 6.0IP without allowing a walk in five straight games from 4/18-5/12...was tied with Fritz Peterson's five-game streak from 4/25-5/18/71 for the second-longest such stretch in Yankees history, trailing only David Wells' six-game stretch from 9/6/02-4/10/03.
- ▶ Was named the AL "Pitcher of the Month" for April after going 4-1 with a 1.43 ERA (37.2IP, 6ER) and 62K in six starts... his 1.43 ERA was the lowest ERA by a Yankee in the month of April since David Cone's 1.04 ERA in 1999...his 14.81 K/9.0IP ratio was the highest ever by a Yankee in a single calendar month while his 62K were the second-most by a Yankee in a calendar month, trailing only Ron Guidry's 64K in June 1978...his 62K were the fourth-highest by any Major League pitcher in the month of April (Shane Bieber-68K in April 2021, Randy Johnson-64K in April 2000 and 63K in April 1999)...led the AL in K/9.0IP (third in Majors), BB/9.0IP (6/2, fourth in Majors) and K/BB (20.67, second in Majors)...tied for the most wins in the Majors and ranked second in the Majors in strikeouts...was the lowest ERA by a Yankees starter who made at least six starts in a calendar month since Ron Guidry's 0.96 ERA in six starts in September 1978...marked his fifth career "Pitcher of the Month" honor and first since September 2019.
- ▶ Tossed 8.0 shutout innings on 5/12 at Tampa Bay (4H, 0BB, 12K) to earn the win in the Yankees' 1-0 victory... marked his third game in 2021 that he did not allow a run or walk and notched at least 12K, tying the Major League single-season record... joined Pedro Martínez (three in 2000) and Sandy Koufax (three in 1965) as the only three pitchers to record three such games in a season (credit: *Elias*)...collected his 1,500th career strikeout (Brett Phillips swinging in the third)...accomplished the feat in his 212th career game...at the time, was the second-fastest player (in terms of games) to reach the milestone, trailing only Randy Johnson who did it in his 206th career game.
- ▶ Surrendered a walk to Joey Gallo in the third inning on 5/17 at Texas, his first since a second-inning walk to Lourdes Gurriel Jr. in an eight-pitch plate appearance on 4/12 at Toronto in Dunedin... according to *Elias*, his 61K between walks was the most such strikeouts between walks in a single season since 1893...faced 149 batters between walks.
- ▶ Tossed his third career complete-game shutout in the Yankees' 1-0 win on 7/10 at Houston (also a CGSHO in Game 1 on 9/11/20 vs. Baltimore-7.0IP; CGSHO on 5/4/18 at Arizona-9.0IP)...was the first Yankees pitcher to toss a complete-game shutout and notch at least 12K since Mike Mussina on 9/24/02 vs. Tampa Bay (12K)... was just the fifth Yankees pitcher in the last 39 seasons (since 1983) to toss a complete-game shutout in a 1-0 win, joining CC Sabathia (7/10/11 vs. Tampa Bay), Ted Lilly (6/22/02 at San Diego), Mike Mussina (9/2/01 at Boston) and Shawn Hillegas (7/20/92 at Oakland)...was his first career win vs. Houston...tossed a career-high 129 pitches, the most by a Yankee since Randy Johnson threw 129 pitches on 7/19/06 vs. Seattle...marked the most by any Major League pitcher since Oakland's Mike Fiers on 5/7/19 vs. Cincinnati (131).
- ▶ Was placed on the COVID-19 injured list on 8/3 and reinstated on 8/16, missing 12 team games.
- ▶ After being reinstated from the COVID I.L. on 8/16, went 5-1 with a 1.35 ERA (33.1IP, 5ER) and 48K in his next six starts (8/16-9/14).
- ▶ Won four straight starts from 8/16-9/1, posting a 0.73 ERA (24.2IP, 2ER) with 39K in that span.
- ▶ Posted a 21.2 scoreless inning streak from 8/16-9/1, the longest scoreless streak by a Yankee in 2021 and the longest by a Yankee since CC Sabathia's 23.2 scoreless inning streak in 2011.
- ▶ Struck out Sean Murphy swinging in the sixth inning on 8/27 at Oakland to record his 200th strikeout of the season...was the 16th Yankee (19th time) to record at least 200K in a season and first since Luis Severino (2017-18)...reached the milestone on 24 starts, the fastest Yankee in franchise history to accomplish the feat (previous: David Cone - 25 starts in 1997).
- ▶ Struck out a season-high 15 batters on 9/1 at Los Angeles-AL (7.0IP, 4H, 1ER, 0BB, 0HR)...became just the eighth Yankee in franchise history to record 15K in a game, joining Masahiro Tanaka (15K in 7.0IP on 9/29/17 vs. Toronto), Michael Pineda (16K in 7.0IP on 5/10/15 vs. Baltimore), David Wells (16K in 9.0IP on 7/30/97 vs. Oakland), David Cone (16K in 8.0IP on 6/23/97 at Detroit), Ron Guidry (18K in 9.0IP on 6/17/78 vs. California), Whitey Ford (15K in 14.0IP on 4/22/59 at Washington-AL) and Bob Shawkey (15K in 9.0IP on 9/27/19 at Philadelphia-AL-Game 2)...was just the third Yankee in franchise history to record at least 15K without surrendering a walk, joining Pineda and Tanaka...marked his third career game with at least 15K (also 16K on 5/4/18 at Arizona with Houston and 15K on 9/8/19 vs. Seattle with Houston).
- ▶ Left his start on 9/7 vs. Toronto with left hamstring tightness.
- ▶ In his final regular season start on 9/29 at Toronto, struck out Teoscar Hernández in the third inning to surpass Jack Chesbro's 239K in 1904 for second place (at the time) on the single-season strikeout list in franchise history (now ranks third).
- ▶ Started the AL Wild Card Game at Boston and took the loss, allowing 3ER in 2.0IP (4H, 2BB, 3K, 2HR).

2020

- ▶ In his first year with the Yankees, went 7-3 with two complete games and a 2.84 ERA (73.0IP, 53H, 27R/23ER, 17BB, 94K, 14HR) in 12 starts...opponents hit .197 (53-for-269, 14HR); LH .191 (21-for-110, 9HR); RH .201 (32-for-159, 5HR).
- ▶ Placed fourth in AL Cy Young Award voting...was named to the 2020 All-MLB Second Team.



- ▶ Among Major League leaders, tied for third in wins (7, tied for second in AL), tied for fifth in starts (12, tied for second in AL), ranked sixth in strikeouts (94, third in AL), seventh in opponents' BA (.197, fourth in AL) and WHIP (0.96, fourth in AL), eighth in K/9.0IP (11.59, third in AL), ninth in K/BB (5.53, fifth in AL), tied for 10th in BB/9.0IP (2.10, sixth in AL) and 12th in ERA (2.84, sixth in AL)...his 97.1 average fastball velocity was the best in the AL (tied for fourth in the Majors) among qualified pitchers (FanGraphs).
- ▶ Tossed at least 7.0IP and allowed 1R-or-fewer in four starts, tied for the second-most in the Majors (Yu Darvish-5).
- ▶ Allowed 2ER-or-fewer in eight of his 12 starts...tossed at least 6.0 innings eight times.
- ▶ The Yankees went 8-4 in Cole's 12 starts, tied for the seventh-most team wins by a Major League starter in 2020.
- ▶ Made his Yankees debut and second career Opening Day start on 7/23 at Washington (also 2017 for Pittsburgh), earning the win in the Yankees' 4-1 rain-shortened victory...was credited with a complete-game one-hitter (5.0IP, 1H, 1ER, 1BB, 5K, 1HR, 1HP)...was his third career complete game.
- ▶ Made his Yankees home debut on 8/3 vs. Philadelphia and earned the win (6.0IP, 5H, 1ER, 1BB, 4K, 1HR).
- ▶ Recorded 10K in 4.2IP in Game 1 on 8/8 at Tampa Bay (6H, 1BB, 1HR)...became only the second pitcher in franchise history to record at least 10K without completing 5.0IP (also Masahiro Tanaka with 10K in 4.0IP on 6/17/17 at Oakland)...was his shortest career 10K start.
- ▶ Had his 20-game winning streak snapped in Game 1 on 8/26 at Atlanta...was part of a 28-start undefeated stretch from 5/27/19-8/19/20, during which he went 20-0 with a 1.97 ERA (182.2IP, 114H, 43R/40ER, 37BB, 270K, 25HR)...was tied for the third-longest winning streak in Baseball history, the longest since Chicago-NL's Jake Arrieta also went 20 consecutive decisions from 8/4/15-5/25/16...his 28-start undefeated streak was tied with Kris Medlen (2009-12) and Dave McNally (1968-69) for the second-longest in Major League history...only Roger Clemens (30GS from 1998-99) had a longer undefeated streak as a starter...his loss also snapped his career-high-tying nine-game winning streak on the road (4/30/19-7/29/20)...also snapped a career-best 15-game undefeated streak on the road...went 9-0 with a 1.83 ERA (93.1IP, 19ER) in those 15 starts.
- ▶ Went 3-1 with a 1.00 ERA (27.0IP, 3ER) with 34K in four September starts...posted the second-lowest ERA in the Majors during the month of September (min. 25.0IP) and the lowest ERA by Yankees pitcher in a calendar month (min. 25.0IP) since Hiroki Kuroda's 0.55 ERA (33.0IP, 2ER) in July 2013...was only the ninth Yankee in franchise history to record a 1.00 ERA-or-lower and at least 30K in a single calendar month (min. 25.0IP), joining CC Sabathia (0.92 ERA and 50K in July 2011), David Cone (0.69 ERA and 35K in July 1998), Ron Guidry (0.96 ERA and 36K in September 1978), Al Downing (0.92 ERA and 33K in August 1969), Whitey Ford (0.90 ERA and 33K in September 1963), Red Ruffing (1.00 ERA and 33K in May 1938), Lefty Gomez (0.60 ERA and 34K in September 1937) and Johnny Allen (0.99 ERA and 31K in July 1935).
- ▶ Tossed at least 6.0IP and allowed 1ER-or-fewer in his final four regular season starts from 9/5-22, only the third Yankee (fourth time) since 2001 to do so in four consecutive appearances (Masahiro Tanaka - 4G from 4/18-6/19/15; CC Sabathia - 5G from 6/20-7/11/10 and 6/25-7/16/11).
- ▶ Tossed at least 7.0IP and allowed 1R-or-fewer in each of his final three regular season starts from 9/11(G1)-22...was the first Yankee to do so since Iván Nova (3G from 7/27-8/9/13).
- ▶ Including the postseason, went 5-1 with a 1.79 ERA (45.1IP, 9ER) and 64K in his final seven starts from 9/5-10/9 (four in the regular season, three in the postseason).
- ▶ Recorded his first scoreless outing as a Yankee in Game 1 on 9/11 vs. Baltimore, (7.0IP, 2H, 1BB, 9K)...was his fourth career complete game and second of the season (also a rain-shortened 5.0-inning win on Opening Day at Washington)...was the first Yankee with multiple complete games in the same season since Masahiro Tanaka had three in 2014...was his second career complete game shutout (also a 9.0-inning one-hitter on 5/4/18 at Arizona).
- ▶ Earned his 100th career win (in his 203rd game) on 9/16 vs. Toronto, becoming the 38th pitcher in Baseball history to reach 100 wins within his first 203 career games and just the fourth to do so since 2000 (also Mark Mulder, Roy Oswalt and Justin Verlander).
- ▶ Made three postseason starts, going 2-0 with a 2.95 ERA (18.1IP, 6ER) and 30K...with 13K in ALWCS Game 1, 8K in ALDS Game 1 and 9K in ALDS Game 5, became the first pitcher in franchise history to record at least 8K in three straight postseason appearances...was the first Yankees pitcher to record at least 8K in back-to-back postseason games since Roger Clemens in 2001 World Series Games 3 and 7...recorded at least 8K in four straight postseason games from Game 5 of the 2019 World Series to 2020 ALDS Game 5, the longest streak by a Major League pitcher since Clayton Kershaw's four-game streak from 2014-15...only Randy Johnson (eight games from 1997-2001), Curt Schilling (six games in 2001) and Sandy Koufax (five games from 1963-65) have longer streaks.
- ▶ Made his Yankees postseason debut in AL Wild Card Series Game 1 vs. Cleveland, striking out 13 batters to earn the win (7.0IP, 6H, 2ER, 0BB, 1HR, 1WP)...marked his third career postseason game with at least 12K, the most by a pitcher in Major League history...was the second-highest total by a Yankee in a postseason game, trailing only Roger Clemens' 15K in 2000 ALCS Game 4 at Seattle...was just the second pitcher in Major League history to record at least 13K and not issue a walk in a postseason game (also Tom Seaver's 13K and 0BB in 1973 NLCS Game 1 at Cincinnati)...his 13K were the most by a pitcher in his Yankees postseason debut (previous: 10K by Dave Righetti in 1981 ALDS Game 2 at Milwaukee and 10K by Red Ruffing in 1932 World Series Game 1 vs. Chicago-NL)...marked his second career postseason game with at least 13K (also 15K in 2019 ALDS Game 2 vs. Tampa Bay), becoming the second pitcher in Major League history to record at least 13K in two postseason games (also Bob Gibson: 13K in 1964 World Series Game 5 at the Yankees and 17K in 1968 World Series Game 1 vs. Detroit).
- ▶ Earned the win in ALDS Game 1 at Tampa Bay in San Diego (6.0IP, 6H, 3ER, 2BB/1BB, 8K, 2HR)...was his eighth career postseason win in his 12th career postseason appearance...according to STATS, joined Orlando Hernández (nine wins) as the only pitchers in Major League history to earn at least eight wins in their first 12 playoff appearances.
- ▶ Started on short rest for the first time in his career in ALDS Game 5, allowing his only hit in 5.1IP on a fifth-inning solo HR by Austin Meadows (1H, 1ER, 2BB, 9K, 1HR, 1HP)...his 9K were tied for the second-most by a Yankee in a "winner-take-all" game behind only Roger Clemens (10K in 2001 World Series Game 7 at Arizona)...was the first pitcher in Major League history to record at least 9K and allow 1H-or-fewer in a "winner-take-all" game...his strikeout of Austin Meadows to start the game was the 100th strikeout of his postseason career, becoming the fastest to 100K in the postseason in Major League history (79.0IP), surpassing the Dodgers' Clayton Kershaw (80.0IP)...was later matched by Walker Buehler in 2021 (also 79.0IP).

2019

- ▶ In his second year with Houston, finished second in AL Cy Young Award voting after going 20-5 with an AL-best 2.50 ERA (212.1IP, 142H, 66R/59ER, 48BB, 326K, 29HR) in 33 starts...set career highs in wins, innings pitched and strikeouts...opponents hit .186 (142-for-762, 29HR); LH .175 (67-for-383, 17HR); RH .198 (75-for-379, 12HR).
- ▶ Led Major League pitchers in strikeouts, K/9.0IP ratio (13.82), strikeout rate (39.9%) and WAR (7.4, FanGraphs), while ranking second in wins and WHIP (0.89) and fourth in innings...led the AL in ERA and opponent OPS (.579) and ranked second in opponents' BA.
- ▶ Was one of five starting pitchers named to the inaugural All-MLB First Team.
- ▶ Was named to his third All-Star team, but did not pitch in the AL's 4-3 win in Cleveland.
- ▶ His 326K were an Astros single-season record and the 14th-highest total in Baseball's Modern Era (since 1900)...was just the sixth pitcher in that span to reach the mark, joining Randy Johnson (5x), Nolan Ryan (5x), Bob Feller, Sandy Koufax and Rube Waddell...marked the Majors' highest strikeout total since Arizona's Randy Johnson (334) in 2002 and the highest by an AL pitcher since California's Nolan Ryan (341) in 1977...was the third pitcher in Astros history to record 300K in a season, following J.R. Richard (313 in 1979; 303 in 1978) and Mike Scott (306 in 1986); was joined by Justin Verlander (300K) in 2019.
- ▶ Set a Major League record with a 13.82 K/9.0IP ratio (326K/212.1IP), surpassing Arizona's Randy Johnson (13.41) in 2001...was surpassed by Shane Bieber's 14.20 K/9.0IP (122K/77.1IP) in an abbreviated 60-game season in 2020...marked the fewest innings in a 300-strikeout season in Baseball history.
- ▶ Became the fourth pitcher in Major League history to notch double-digit strikeouts at least 21 times in one season, joining Arizona's Randy Johnson (23 in 1999, 23 in 2000, 23 in 2001), Los Angeles-NL's Sandy Koufax (21 in 1965) and California's Nolan Ryan (23 in 1973)...beginning 8/7, became the first pitcher ever to compile a streak of nine consecutive double-digit-strikeout performances...recorded at least 10K with 0BB a Major League-record seven times.
- ▶ Took home three of the AL's six "Pitcher of the Month" Awards in 2019, in June, July and September.
- ▶ Allowed one-or-zero runs in 17-of-33 starts, tied with St. Louis's Jack Flaherty for the most in the Majors (excluding "openers").
- ▶ Over his final 22 regular-season starts (beg. 5/27), went 16-0 with a 1.78 ERA (146.2IP, 88H, 32R/29ER, 31BB, 226K, 18HR)...marked the longest winning streak in Astros history, surpassing the previous record of 12 consecutive wins, held by Wade Miller (2002) and Mark Portugal (1993)...was tied for the third-longest streak of winning decisions in a single season in Major League history, behind the New York Giants' Rube Marquard's 19 consecutive wins in 1912 and Pittsburgh's Roy Face's 17 straight in 1959...was the longest in a season since the Yankees' Roger Clemens also won 16 consecutive decisions (over 20 starts) in 2001...was tied with Clemens (final 22 starts in 1998 with Toronto) for the Majors' longest single-season streak of unbeaten starts since Baltimore's Dave McNally was unbeaten in his first 26 starts of 1969.
- ▶ Finished runner-up in AL Cy Young Award voting to teammate Justin Verlander (171-159)...Verlander received 17 first-place and 13 second-place votes, while Cole received 13 first-place and 17 second-place votes...marked the fifth time in Cy Young Award history that teammates occupied the first two places, also Arizona's Randy Johnson (winner) and Curt Schilling (runner-up) in both 2001 and 2002, the Los Angeles Dodgers' Mike Marshall (winner) and Andy Messersmith (runner-up) in 1974, and the Brooklyn Dodgers' Don Newcombe (winner) and Sal Maglie (runner-up; acquired midseason from Cleveland) in 1956.
- ▶ Led left-handed hitters to .175/.235/.352 (67-for-383) with 17HR, 30BB and 182K...his 43.6% strikeout rate vs. lefties is the highest by any pitcher since data was first tracked in 1974 (min. 300BF), eclipsing his own mark of 41.1% in 2018.
- ▶ According to Statcast, threw 1,048 fastballs of at least 97.0 mph, second-most in the Majors to the Mets' Noah Syndergaard (1,392)...registered a 97.2 mph average velocity on the pitch (FanGraphs), second to Syndergaard (97.7) among qualified Major League pitchers.
- ▶ Surrendered a career-high 9R and 8ER over 4.1IP in 4/20 loss at Texas...had gone his first 36 starts as an Astro without allowing more than 4R...at the time, was tied with Philadelphia's Tommy Greene (1990-92) for the longest streak by a pitcher to start his tenure with a club in Major League history (excluding 'openers').
- ▶ With 65K in his first seven starts (3/29-4/30), tied Philadelphia's Curt Schilling (1998) for the most strikeouts prior to May in Major League history...has since been surpassed.
- ▶ Was named the AL "Pitcher of the Month" for June after going 3-0 with a 1.89 ERA (38.0IP, 8ER) in six starts...was his second career "Pitcher of the Month" award (also April 2015 with Pittsburgh)...was named the AL "Pitcher of the Month" for July after going 4-0 with a 1.85 ERA (34.0IP, 7ER) in five starts, his second consecutive "Pitcher of the Month" award.
- ▶ In 7/22 win vs. Oakland, recorded 11K to reach 200K over the season (in 133.1IP)...at the time, was the second-fewest innings needed to reach 200 strikeouts in a season in Major League history, trailing only Arizona's Randy Johnson (130.2IP in 2001).

STRIKEOUTS, SEASON, AMERICAN LEAGUE HISTORY		
SO	PITCHER-TEAM	YEAR
383	Nolan Ryan-CAL	1973
367	Nolan Ryan-CAL	1974
349	Rube Waddell-PHA	1904
348	Bob Feller-CLE	1946
341	Nolan Ryan-CAL	1977
329	Nolan Ryan-CAL	1972
327	Nolan Ryan-CAL	1976
326	GERRIT COLE-HOU	2019
325	Sam McDowell-CLE	1965

K/9.0IP RATIO, SEASON, MODERN ERA		
K/9.0IP	PITCHER-TEAM	YEAR*
14.20	Shane Bieber-CLE	2020*
13.82	GERRIT COLE-HOU	2019
13.76	Jacob deGrom-NYM	2020*
13.55	Spencer Strider-ATL	2023
13.41	Randy Johnson-ARI	2001
13.20	Pedro Martínez-BOS	1999
12.93	Chris Sale-BOS	2017
12.69	Max Scherzer-WAS	2019
12.61	Corbin Burnes-MIL	2021
12.58	Kerry Wood-CHC	1998
12.56	Randy Johnson-ARI	2000
12.49	José Fernández-MIA	2016
12.40	GERRIT COLE-HOU	2018
12.35	Randy Johnson-SEA	1995

*60-game season



- ▶ Was scratched from his scheduled start on 8/13 at Chicago-AL with right hamstring discomfort...missed two turns in the rotation but did not go on the I.L.
- ▶ Was named AL "Pitcher of the Month" for September after going 5-0 with a 1.07 ERA (42.0IP, 20H, 6R/5ER, 7BB, 74K, 4HR) in six starts...his 74K were tied for the 10th-highest total in a calendar month in the Modern Era (since 1900), and the second-most since 1978 (Chicago-AL's Chris Sale-75K in June 2015)...were the most strikeouts in a month without a loss in Baseball history (previously Boston's Pedro Martinez-70K in September 1999).
- ▶ In a 21-1 win on 9/8 vs. Seattle, celebrated his 29th birthday by recording a season-high 15 strikeouts over 8.0IP (1H, 1ER, 1HR, 0BB)...was the second-highest total of his career (16K on 5/4/18 at Arizona w/ Houston)...his only baserunner allowed was a one-out solo HR in the fourth by Shed Long...set a Major League record for strikeouts on a pitcher's birthday, surpassing the 14K by Arizona's Randy Johnson on 9/10/00 at Florida...joined St. Louis' Chris Carpenter (12K, 0BB on 4/27/05 vs. Milwaukee) as the only two pitchers ever to record at least 10K with 0BB on his birthday...was the first Astros starter to earn a win on his birthday since Roy Oswalt on 8/29/07 vs. St. Louis.
- ▶ On 8/28 vs. Tampa Bay (6.2IP, 4ER, 14K), 9/2 at Milwaukee (6.0IP, 1ER, 14K) and 9/8 vs. Seattle (8.0IP, 1ER, 15K), became the second pitcher in Major League history to record at least 14K in three consecutive starts, joining Boston's Pedro Martinez from 9/4-15/99 (15K, 17K, 14K)...according to *Elías*, became the first pitcher since 1893 to record at least 14K in fewer than 7.0IP in consecutive games...the 9/2 start came one day after Justin Verlander's 14-strikeout no-hitter, making the duo the first pair of teammates in Major League history to register at least 14K in consecutive games.
- ▶ From 8/22-9/8 became the first pitcher in Astros history and fourth in Major League history to record at least 12K in four consecutive starts (Pedro Martinez-3x, Randy Johnson, Chris Sale).
- ▶ Was named AL "Player of the Week" for 9/23-29 after earning wins on 9/24 at Seattle (7.0IP, 2H, 0R, 0BB, 14K) and 9/29 at Los Angeles-AL (5.0IP, 4H, 1ER, 2BB, 10K, 1HR)...was his first career weekly award.
- ▶ In 9/24 win at Seattle, surpassed J.R. Richard's 1979 Houston single-season franchise record of 313 strikeouts.
- ▶ In 9/29 win at Los Angeles-AL (5.0IP, 4H, 1ER, 2BB, 10K, 1HR), set a Major League record with his ninth consecutive start with at least 10K...marked his career-high 20th win.
- ▶ Went 4-1 with a 1.72 ERA (36.2IP, 21H, 7ER, 11BB, 47K, 4HR) in five postseason starts to lead Houston to the American League pennant...tied the AL record for strikeouts in a postseason (also Texas's Cliff Lee in 2010)...is tied for the second-highest strikeout total by any pitcher in a postseason behind Arizona's Curt Schilling's 56K in 2001...opponents hit .165 (21-for-127).
- ▶ Set a Major League Division Series record with 25K in two starts vs. Tampa Bay (2-0, 0.57 ERA, 15.2IP, 6H, 1ER, 3BB, 1HR)...was the eighth postseason series in Major League history with at least 25K, following St. Louis's Bob Gibson (35K in 1968 World Series, 31K in 1964 World Series, 26K in 1967 World Series), Los Angeles-NL's Sandy Koufax (29K in 1965 World Series), Boston's Bill Dinneen (28K in 1903 World Series), Arizona's Curt Schilling (26K in 2001 World Series) and Baltimore's Mike Mussina (25K in 1997 ALCS)...joined Washington's Stephen Strasburg (2017 NLDS), Detroit's Justin Verlander (2012-13 ALDS), Texas's Cliff Lee (2010 ALDS), Mussina (1997 ALCS), Gibson (1967-68 World Series) and Koufax (1965 World Series) as the seventh pitcher (ninth occurrence) to record two double-digit-strikeout efforts in one postseason series.
- ▶ In ALDS Game 2 win vs. Tampa Bay, recorded 15K over 7.2 scoreless innings (4H, 1BB)...set an Astros postseason strikeout record, tied for the third-highest strikeout total in Major League postseason history, behind St. Louis's Bob Gibson (17K in 1968 World Series Game 1 vs. Detroit) and San Diego's Kevin Brown (16K in 1998 NLDS Game 1 at Houston)...was the seventh pitcher with 15K in a postseason game, his 15K also tied with the Yankees' Roger Clemens (2000 ALCS Game 4 at Seattle), Florida's Livan Hernández (1997 ALCS Game 5 vs. Atlanta), Baltimore's Mike Mussina (1997 ALCS Game 3 at Cleveland) and Los Angeles-NL's Sandy Koufax (1963 World Series Game 1 at the Yankees)...joined Gibson (17K, 1BB) as the only pitchers with 15K and 1BB-or-fewer in a postseason game.
- ▶ In ALDS Game 5 win vs. Tampa Bay, earned the series-clinching victory with a postseason career-high 8.0IP (2H, 1ER, 2BB, 10K, 1HR)...became the third pitcher to complete 8.0IP and allow 2H-or-fewer in a winner-take-all postseason game, joining Kansas City's Johnny Cueto (8.0IP, 2H, 2ER, 0BB, 8K, 1HR) in 2015 ALDS Game 5 vs. Houston and Detroit's Justin Verlander (8.0IP, 2H, 0R, 1BB, 10K) in 2013 ALCS Game 5 at Oakland.
- ▶ In ALCS Game 3 win at the Yankees, tossed 7.0 scoreless innings (4H, 5BB, 7K) to earn his 19th consecutive win (regular season and postseason), a Major League record...became the third Astros pitcher to win each of his first three starts of a postseason, joining Justin Verlander (first 4GS in 2017) and Roy Oswalt (2005), and the first to do so while allowing 1R-or-fewer in all three.
- ▶ Had his record streak of 19 consecutive winning decisions snapped with a loss in World Series Game 1 vs. Washington (7.0IP, 8H, 5ER, 1BB, 6K, 2HR)...marked his first career World Series start.
- ▶ Earned his first World Series win in Game 5 at Washington (7.0IP, 3H, 1ER, 2BB, 9K, 1HR)...marked his AL-record fourth start of the 2019 postseason with at least 7.0IP and 1R-or-fewer.

STRIKEOUTS, SINGLE POSTSEASON, MLB HISTORY

SO	PITCHER-TEAM	YEAR
56	Curt Schilling-ARI	2001
47	GERRIT COLE-HOU	2019
47	Stephen Strasburg-WSH	2019
47	Cliff Lee-TEX	2010
47	Josh Beckett-FLA	2003
47	Randy Johnson-ARI	2001
46	Kevin Brown-SD	1998

STRIKEOUTS, POSTSEASON SERIES, MLB HISTORY

SO	PITCHER-TEAM	SERIES
35	Bob Gibson-STL	1968 World Series
31	Bob Gibson-STL	1964 World Series
29	Sandy Koufax-LAD	1965 World Series
28	Bill Dinneen-BOS	1903 World Series
26	Curt Schilling-ARI	2001 World Series
26	Bob Gibson-STL	1967 World Series
25	GERRIT COLE-HOU	2019 ALCS
25	Mike Mussina-BAL	1997 ALCS



2018

- ▶ In his first season with Houston, went 15-5 with a 2.88 ERA (200.1IP, 143H, 68R/64ER, 64BB, 276K, 19HR) in 32 starts...opponents hit .198 (143-for-723, 19HR); LH .162 (56-for-346, 7HR); RH .231 (87-for-377, 12HR)...had a 6.0 WAR (FanGraphs) and 2.70 FIP.
- ▶ Finished fifth in AL Cy Young voting...led the Majors in K/9.0IP ratio (12.40)...ranked second in the AL in strikeouts, strikeout rate (34.5%), opponents' BA and WAR, tied for third in winning percentage (.750), fourth in ERA and WHIP (1.03), tied for fourth in quality starts (20) and fifth in innings pitched.
- ▶ Was named to his second career All-Star team, his first in the AL...did not pitch in the AL's 8-6 win in Washington.
- ▶ Was the fifth pitcher in Astros history to post an opponents' BA under .200, joining Mike Scott (.186 in 1986), Nolan Ryan (.188 in 1981, .188 in 1986, .195 in 1983), J.R. Richard (.196 in 1978) and Roger Clemens (.198 in 2005).
- ▶ His 276K were 74 more than his previous career high (202K in 2015)...he and Justin Verlander (290K in 2018) were the third and fourth pitchers in Astros history to eclipse 275K in a season, following J.R. Richard (313 in 1979, 303 in 1978) and Mike Scott (306 in 1986)...set a then-franchise record for K/9.0IP ratio (12.40), topping Nolan Ryan's 11.48 in 1987...was the then-third-best mark in AL history, behind Boston's Pedro Martinez (13.20 in 1999) and Boston's Chris Sale (12.93 in 2017).
- ▶ Held left-handed hitters to .162/.250/.269 (56-for-346) with 7HR, 38BB and 160K...at the time, was the fourth-lowest opponents' BA vs. lefties (min. 300AB) since 1974, when data was first available...the only pitchers with lower marks were Boston's Pedro Martinez (.150 in 2000), Chicago-NL's Jake Arrieta (.159 in 2015) and Milwaukee's Mike Caldwell (.160 in 1978)...his 41.1% strikeout rate vs. left-handed hitters surpassed Pedro Martinez (33.0% in 1999) for the Majors' highest mark in that span (min. 300BF), which he then broke himself in 2019 (43.6%).
- ▶ Tied for sixth in the Majors with eight double-digit-strikeout games, recording at least 11K in all eight.
- ▶ Combined with Justin Verlander (290K) to post 566K, then the most by a duo in Astros history, surpassing the 503K by Nolan Ryan and Mike Scott in 1987...also became the second pair of teammates in the Modern Era (since 1900) to both record at least 270K in the same season, joining Arizona's Randy Johnson and Curt Schilling, who did it in both 2001 and 2002.
- ▶ Set an Astros record for strikeouts over a pitcher's first three games with the club (36K), besting the previous record of 33K held by Randy Johnson in 1998...at the time, it marked the second-highest strikeout total over a pitcher's first three games of a season in the live-ball era (since 1920), behind California's Nolan Ryan (37K in 1973) according to STATS...his 41K set a club record for strikeouts through any pitcher's first four starts of a season, and was tied for the fourth-most over a pitcher's first four starts with a team in Major League history at the time (Arizona's Randy Johnson-44K in 1999, Boston's Pedro Martinez-44K in 1998, Boston's Chris Sale-42K in 2017, Washington's Stephen Strasburg-41K in 2010)...per *Elias*, his 61K were tied for the third-most over a pitcher's first six starts with a team in Major League history at the time (Arizona's Johnson-63K in 1999, Boston's Sale-63K in 2017, Houston's Johnson-61K in 1998)...his 77K set a Major League record for strikeouts over a pitcher's first seven starts with a team at the time...his 93K were the third-most over a pitcher's first nine starts with a team in Major League history at the time (Houston's Johnson-96K in 1998, Boston's Sale-95K in 2017)...his 101K were tied for the second-most over a pitcher's first 10 starts with a team in Major League history at the time (Houston's Johnson-108K in 1998, Boston's Sale-101K in 2017).
- ▶ Went 10-2 with a 2.52 ERA (128.1IP, 81H, 39R/36ER, 45BB, 177K, 14HR) in 20 starts before the All-Star break...set a franchise record for strikeouts prior to the break (previous: Mike Scott-167K in 1986).
- ▶ Made his Astros debut in 4/1 win at Texas (7.0IP, 2H, 1ER, 3BB, 11K, 1HR)...per *Elias*, became the fourth pitcher in Astros history to record 11 strikeouts in his Astros debut (J.R. Richard-15K on 9/5/71-G2 at San Francisco, Randy Johnson-12K on 8/2/98 at Pittsburgh, Collin McHugh-12K on 4/22/14 at Seattle).
- ▶ In his Astros home debut on 4/7 vs. San Diego, recorded 11K over 7.0 scoreless innings (5H, 0BB)...became the first pitcher to have 11K in each of his first two starts with Houston...his 22K are a club record for a pitcher's first two starts with the Astros...was the first Astros pitcher to post 11K in back-to-back games since Wade Miller from 4/5-11/01.
- ▶ In his third start on 4/13 vs. Texas (7.0IP, 3H, 2ER, 1BB, 14K, 2HR, 1HP), recorded 14K for the first time in his career...became the first Major League pitcher since pitch count data was first tracked to strike out at least 14 batters on 93 pitches or fewer...became the second pitcher in Major League history to start a season with at least 11K in three consecutive games, joining California's Nolan Ryan (1973)...was the fourth pitcher in Astros history to record 11K in three consecutive starts at any point in a season.
- ▶ Set the then-AL strikeout record for April with 61K, topping the previous mark of 60K set by Boston's Roger Clemens in 1988...was just the seventh time a pitcher tallied at least 60K in April, also Randy Johnson (4x: 64K in 2000, 63K in 1999, 61K in 2002, 61K in 2001), Clemens and Curt Schilling (61K in 2002)...became the fourth Astros pitcher with 61K in a single calendar month, joining Randy Johnson (61K in Aug. 1998), J.R. Richard (69K in Sept. 1979, 62K in Aug. 1979) and Mike Scott (64K in May 1986).
- ▶ Compiled a 19.0-inning scoreless streak from 4/1-13.
- ▶ From 4/1-5/9, became the first pitcher to start his tenure with the Astros with eight straight quality starts.
- ▶ Threw his first career shutout on 5/4 at Arizona, striking 16-of-29 batters and allowing just one hit (Chris Owings double in the fifth) and one walk (David Peralta in the fourth)...marked his second career complete game...threw 114 pitches (82 strikes)...struck out six consecutive batters in the second and third, and 9-of-10 from the second through fourth...retired his final 14 batters...set a career high in strikeouts, tied for the second-most in Astros history (Don Wilson-18K on 7/14/68-G1 at Cincinnati, Randy Johnson-16K on 8/28/98 vs. Pittsburgh, Nolan Ryan-16K on 9/9/87 vs. San Francisco, Don Wilson-16K on 9/10/68-G1 at Cincinnati)...marked the 10th game in Major League history that a pitcher recorded at least 16K with 1H-or-fewer in a shutout (also Nolan Ryan-4x, Max Scherzer-2x, Brandon Morrow, Curt Schilling, Kerry Wood).
- ▶ Recorded his 1,000th career strikeout on 9/21/18 vs. Los Angeles-AL (Kaleb Cowart in the third)...reached the mark in his 158th career game...at the time, only 12 pitchers all-time had hit the milestone in fewer games: Kerry Wood, Tim Lincecum, Corey Kluber, Roger Clemens, Stephen Strasburg, Hideo Nomo, Dwight Gooden, Randy Johnson, Clayton Kershaw, Chris Archer, Frank Tanana and Yu Darvish.



- ▶ Made two postseason starts, going 1-1 with a 3.46 ERA (13.0IP, 9H, 6R/5ER, 2BB, 17K, 1HR)...in ALDS Game 2 win vs. Cleveland (7.0IP, 3H, 1ER, 0BB, 12K, 1HR), became the second pitcher in postseason history to record at least 12K with 0BB, joining New York-NL's Tom Seaver in 1973 NLCS Game 1 at Cincinnati (8.1IP, 6H, 2ER, 0BB, 13K, 2HR)...his lone run allowed was a solo HR by Francisco Lindor in the third...took the loss in ALCS Game 2 at Boston (6.0IP, 5R/4ER).

2017

- ▶ In 33 starts with Pittsburgh, posted a 12-12 record and career-high 4.26 ERA (203.0IP, 199H, 98R/96ER, 55BB, 196K, 31HR)...opponents hit .254 (199-for-784, 31HR); LH .268 (101-for-377, 18HR); RH .241 (98-for-407, 13HR).
- ▶ Tied for the NL lead in starts, tied for second in home runs allowed, ranked third in innings pitched and 10th in strikeouts...finished with the NL's seventh-lowest BB/9.0IP ratio (2.44)...set career highs in starts (later tied in 2019, '22 and '23), hits, runs and earned runs...was the second-highest home run total in Pirates history (32HR by Murry Dickson in 1951).
- ▶ Made his first career Opening Day start on 4/3 at Boston (L, 5.0IP, 5ER).
- ▶ In a 1-0 win on 8/26 at Cincinnati (7.0IP, 5H, 0R, 0BB, 6K), hit his third career home run off Luis Castillo in the sixth...marked the first time in team history that a Pittsburgh pitcher accounted for all the team's runs with a home run in a shutout victory.
- ▶ From 6/2-8/26, became the first Pirates starter to win eight consecutive road decisions since Steve Blass in 1972...from 6/2-8/10, became the first to win seven straight road starts since Don Robinson in 1982.
- ▶ Was acquired by Houston in exchange for RHP Michael Feliz, OF Jason Martin, INF Colin Moran and RHP Joe Musgrove on 1/13/18.

2016

- ▶ Went 7-10 with a 3.88 ERA (116.0IP, 131H, 57R/50ER, 36BB, 98K, 7HR) in 21 starts with the Pirates...opponents hit .289 (131-for-454, 7HR); LH .329 (70-for-213, 3HR); RH .253 (61-for-241, 4HR).
- ▶ In 5/26 win vs. Arizona, went 2-for-2 with a three-run HR in the second off Patrick Corbin, his second career HR...added a double in the fourth, the first Pirates pitcher with six total bases in a game since Danny Darwin on 5/29/96 vs. Houston.
- ▶ Left his 6/10 start vs. St. Louis (2.0IP, 0R) in the third inning due to right arm discomfort...was placed on the 15-day D.L. on 6/14 (retroactive to 6/11) with a strained right triceps...made two rehab starts with Triple-A Indianapolis, tossing 8.0 scoreless innings (4H, 0BB, 12K)...was reinstated on 7/16.
- ▶ Recorded his 500th career strikeout in 7/16 loss at Washington (Bryce Harper in the third).
- ▶ Tossed his first career complete game in just 93 pitches on 7/27 vs. Seattle (9.0IP, 3H, 1ER, 0BB, 6K, 1HP).
- ▶ Was placed on the 15-day D.L. on 8/29 (retroactive to 8/25) with posterior inflammation of his right elbow...was reinstated on 9/12...made one start on 9/12 at Philadelphia (2.0IP, 5ER) and was placed on the 60-day D.L. on 9/13, missing the remainder of the season.

2015

- ▶ Went 19-8 with a 2.60 ERA (208.0IP, 183H, 71R/60ER, 44BB, 202K, 11HR) in 32 starts with the Pirates...opponents hit .239 (183-for-765, 11HR); LH .227 (85-for-374, 5HR); RH .251 (98-for-391, 6HR)...had a 5.1 WAR (FanGraphs).
- ▶ Finished fourth in NL Cy Young Award balloting...tied for second in the NL in wins and ranked fifth in ERA, seventh in innings and 10th in strikeouts...was one of three finalists for the Rawlings Gold Glove Award for NL pitchers.
- ▶ Was named to his first National League All-Star Team...pitched a scoreless third inning in the NL's 6-3 loss in Cincinnati, striking out Mike Trout and walking Josh Donaldson.
- ▶ He and teammate Francisco Liriano (205K in 2015) became the fifth and sixth pitchers in Pirates history to post a 200-strikeout season, also Bob Veale (4x: 1964-66, '69), Ed Morris (2x: 1885-86), A.J. Burnett (2013) and Oliver Pérez (2004)...joined Burnett as the first two right-handers to do it.
- ▶ His 19 wins were the most by a Pittsburgh pitcher since John Smiley (20-8) in 1991, and the most by a right-hander since Doug Drabek (22-6) in 1990.
- ▶ Was named National League "Pitcher of the Month" for April after going 4-0 with a 1.76 ERA (30.2IP, 22H, 8R/6ER, 8BB, 35K, 1HR) in five starts...was his second career monthly award, and his first "Pitcher of the Month" honor...was the first Pittsburgh pitcher to win the award since Randy Tomlin in June 1992.
- ▶ Became the 2015 season's first 10-game winner on 6/13 vs. Philadelphia (6.0IP, 2R/1ER)...was the first Pirate to earn his 10th win prior to 6/14 of a season since Bob Friend on 6/8/56 and the first to record 10 wins in the team's first 61 games since Vernon Law in Game 56 in 1960.
- ▶ Prior to the All-Star break, was 13-3 with a 2.30 ERA (117.1IP, 30ER) in 18 starts...was the third Pirate to lead the Majors in wins at the All-Star break, joining Roy Face (12-0, tied for lead) in 1959 and Rip Sewell (12-2) in 1943...became just the second Pittsburgh pitcher to win 13 games prior to the All-Star break, also Dock Ellis (14-3 in 1971).
- ▶ Took the loss in the NL Wild Card Game vs. Chicago-NL (5.0IP, 4ER).
- ▶ Received the Steve Blass Award, given by the Pittsburgh chapter of the BBWAA to the team's most outstanding pitcher.

2014

- ▶ Made 22 starts with Pittsburgh, going 11-5 with a 3.65 ERA (138.0IP, 127H, 58R/56ER, 40BB, 138K, 11HR)...opponents hit .248 (127-for-512, 11HR); LH .249 (60-for-241, 6HR); RH .247 (67-for-271, 5HR).
- ▶ Was placed on the 15-day D.L. on 6/8 (retro. to 6/4) with right arm fatigue...was reinstated on 6/28.
- ▶ Was placed on the 15-day D.L. on 7/8 (retro. to 7/5) with right lat soreness...was reinstated on 8/20...made four rehab starts with Triple-A Indianapolis, logging a 3-1 record and 2.01 ERA (22.1IP, 5ER).
- ▶ In 9/7 win at Chicago-NL, hit his first career home run, a two-run HR off Blake Parker in the seventh.



2013

- ▶ Made his Major League debut with Pittsburgh, posting a 10-7 record and 3.22 ERA (117.1IP, 109H, 43R/42ER, 28BB, 100K, 7HR) in 19 starts...ranked sixth among NL rookies in wins and ERA (min. 100.0IP), seventh in innings and eighth in strikeouts...was the first Pirates rookie with at least 10 wins since Josh Fogg (12-12) in 2002...opponents hit .253 (109-for-431, 7HR); LH .249 (48-for-193, 2HR); RH .256 (61-for-238, 5HR).
- ▶ Was selected to the Major League roster on 6/11 and made his Major League debut that night vs. San Francisco, earning the win (6.1IP, 7H, 2ER, 0BB, 2K)...struck out his first batter faced on three pitches (Gregor Blanco)...became the third Pirates pitcher since 1900 to toss at least 6.0 walk-less innings in his debut, joining Len Gilmore on 10/1/1944-G2 at Philadelphia and George Merritt on 9/6/1901 at the New York Giants.
- ▶ In his debut, hit a two-run single off Tim Lincecum in his first career at-bat in the second inning, his first hit since high school...became the fourth starting pitcher since RBI became an official stat in 1920 to earn a win and record at least 2RBI in his Major League debut (Colorado's Jason Jennings on 8/23/01 at New York-NL; Boston-NL's Jim Turner on 4/30/37 at Philadelphia-NL; Philadelphia-AL's George Caster on 9/10/34 at Cleveland).
- ▶ Became the first Pirates pitcher to start and win each of his first four Major League games since Nick Maddox in 1907...also won his final four starts of the season.
- ▶ Was the first Pirate since Joe Conzelman in 1913-14 to permit 3R-or-fewer in each of his first 10 career starts.
- ▶ Was named National League "Rookie of the Month" for September after going 4-0 with a 1.69 ERA (32.0IP, 24H, 6ER, 10BB, 39K, 0HR) in five starts.
- ▶ In 9/19 win vs. San Diego (6.0IP, 4H, 1ER, 3BB, 12K), recorded his first career double-digit-strikeout effort...were the most strikeouts by a Pirates rookie since José DeLeón had 13K on 8/20/83 vs. Cincinnati.
- ▶ Earned the win in his postseason debut in NLDS Game 2 at St. Louis (6.0IP, 2H, 1ER, 1BB, 5K, 1HR)...also drove in the first run of the game with an second-inning RBI single...according to *Elias*, was the third rookie to record both a victory and a game-winning RBI in a postseason game, joining the Yankees' Spec Shea in 1947 World Series Game 5 at Brooklyn and St. Louis's Paul (Daffy) Dean in 1934 World Series Game 6 at Detroit...in his first career "winner-take-all game", took the loss in NLDS Game 5 at St. Louis (5.0IP, 3H, 2ER, 1BB, 5K, 1HR).
- ▶ Was named to the *Baseball America* National League All-Rookie Team.
- ▶ Began the year with Triple-A Indianapolis and was 5-3 with a 2.91 ERA (68.0IP, 44H, 23R/22ER, 28BB, 47K, 4HR) in 12GS.
- ▶ Entered the season ranked by *Baseball America* as the Pirates' No. 1 prospect and No. 7 prospect in Baseball...was also tabbed by MLB.com as the No. 9 overall prospect.

2012

- ▶ In his first professional season, went 9-7 with a 2.80 ERA (132.0IP, 113H, 55R/41ER, 45BB, 136K, 7HR) in 26 starts between Single-A Bradenton, Double-A Altoona and Triple-A Indianapolis...ranked second in strikeouts and fourth in ERA among Pirates minor leaguers...was a non-roster invitee to Major League spring training with Pittsburgh.
- ▶ Was named a Florida State League Mid-Season All-Star, going 5-1 with a 2.55 ERA (67.0IP, 53H, 24R/19ER, 21BB, 69K, 5HR) in 13 starts with Bradenton...was promoted to Altoona on 6/20 and went 3-6 with a 2.90 ERA (59.0IP, 54H, 28R/19ER, 23BB, 60K, 2HR) in 12 starts with the Curve...finished the season by winning his lone start with Triple-A Indianapolis on 9/1 vs. Toledo (6.0IP, 6H, 3ER, 1BB, 7K).
- ▶ Pitched in the 2012 SiriusXM All-Star Futures Game in Kansas City...was named an MiLB.com Organization All-Star.
- ▶ Entered the season ranked by *Baseball America* as Pittsburgh's No. 1 prospect and the No. 12 prospect in all of Baseball...was also tabbed as having the "Best Fastball" and "Best Slider" among Pirates farmhands.

2011

- ▶ Pitched for the Mesa Solar Sox in the Arizona Fall League, going 2-0 with a 3.00 ERA (15.0IP, 10H, 6R/5ER, 4BB, 16K, 1HR) in five starts...started for the East Division in the AFL Rising Stars Game.

PERSONAL

- ▶ Pitched three seasons at UCLA (2009-11), going 21-20 with five complete games and a 3.38 ERA (322.1IP, 252H, 143R/121ER, 114BB, 376K, 22HR) in 50 appearances (49 starts)...finished his career at UCLA ranked second in strikeouts, third in starts and fifth in innings pitched...was the first pitcher in school history to record three 100-strikeout seasons...in 2009, earned Freshman All-American honors from *Collegiate Baseball*...in 2010, was a consensus All-American, landing on the Collegiate Baseball Second Team and the *Baseball America* and NCBWA Third team...finished third in the nation with 153K...helped the Bruins to back-to-back NCAA Tournament berths in 2010 and 2011, including a trip to the 2010 College World Series.
- ▶ Was inducted into the UCLA Athletic Hall of Fame in October 2022.
- ▶ Pitched for the USA Collegiate National Team in 2009 and 2010, combining to go 6-0 with a 0.92 ERA (59.0IP, 6ER) and 69K in 11 games (nine starts)...tossed 7.0 scoreless innings in Team USA's loss to Cuba in the Gold Medal Game of the 2010 FISU World University Baseball Championships...was rated the No. 1 prospect on the team in both years by *Baseball America*.
- ▶ Is a 2008 graduate of Orange Lutheran (Calif.) H.S....as a senior, went 8-2 with a 0.47 ERA (75.2IP, 4ER) in 13 games (12 starts) and 121K while hitting .310 with 7HR and 25RBI...was named to the 2008 *USA Today* All-USA High School First Team, the EA Sports All-America First Team and *Baseball America* All-America Second Team...was selected as an AFLAC All-American as a junior in 2007...following his senior season, was rated as the top high school prospect in his class by Perfect Game Crosschecker, and the No. 17 prospect by *Baseball America* (No. 4 prep prospect)...was selected by the Yankees in the first round (28th overall) of the 2008 First-Year Player Draft but did not sign.
- ▶ With his wife, established the Gerrit and Amy Cole Foundation...the foundation's mission is to help improve the standard of living for children across the country...the organization provides funding for pediatric cancer research, childhood hunger in America, education, culture and arts education, and athletic opportunities for children...during the COVID-19 pandemic, the foundation made donations to Direct Relief, an organization that coordinates with public-health and non-profit organizations, to provide personal protective equipment and essential medical items to health workers responding to COVID-19.
- ▶ His wife, Amy, is the younger sister of multiple-time NL All-Star SS Brandon Crawford...both Crawford (2006-08) and Cole (2009-11) played at UCLA.



Cole's Career Pitching Record

Year	Club	W	L	ERA	G	GS	CG	SHO	SV	IP	H	R	ER	HR	HP	BB	SO	WP	BK
2012	Bradenton	5	1	2.55	13	13	0	0	0	67.0	53	24	19	5	3	21	69	3	1
	Altoona	3	6	2.90	12	12	0	0	0	59.0	54	28	19	2	2	23	60	3	1
	Indianapolis	1	0	4.50	1	1	0	0	0	6.0	6	3	3	0	0	1	7	0	0
2013	Indianapolis	5	3	2.91	12	12	0	0	0	68.0	44	23	22	4	4	28	47	4	1
	PITTSBURGH	10	7	3.22	19	19	0	0	0	117.1	109	43	42	7	3	28	100	4	0
2014	PITTSBURGH - a,b	11	5	3.65	22	22	0	0	0	138.0	127	58	56	11	9	40	138	9	1
	Indianapolis	3	1	2.01	4	4	0	0	0	22.1	21	5	5	1	1	5	16	0	0
2015	PITTSBURGH	19	8	2.60	32	32	0	0	0	208.0	183	71	60	11	10	44	202	7	0
2016	PITTSBURGH - c,d,e	7	10	3.88	21	21	1	0	0	116.0	131	57	50	7	6	36	98	5	1
	Indianapolis	0	0	0.00	2	2	0	0	0	8.0	4	0	0	0	1	0	12	0	0
2017	PITTSBURGH - f	12	12	4.26	33	33	0	0	0	203.0	199	98	96	31	4	55	196	7	0
2018	HOUSTON	15	5	2.88	32	32	1	1	0	200.1	143	68	64	19	7	64	276	9	0
2019	HOUSTON - g	20	5	2.50	33	33	0	0	0	212.1	142	66	59	29	3	48	326	4	3
2020	YANKEES	7	3	2.84	12	12	2	1	0	73.0	53	27	23	14	2	17	94	2	0
2021	YANKEES - h	16	8	3.23	30	30	2	1	0	181.1	151	69	65	24	2	41	243	5	1
2022	YANKEES	13	8	3.50	33	33	0	0	0	200.2	154	81	78	33	2	50	257	2	2
2023	YANKEES	15	4	2.63	33	33	2	2	0	209.0	157	64	61	20	7	48	222	4	1
Minor League Totals		17	11	2.66	44	44	0	0	0	230.1	182	83	68	12	11	78	211	10	3
AL Totals		86	33	2.93	173	173	7	5	0	1076.2	800	375	350	139	23	268	1418	26	7
NL Totals		59	42	3.50	127	127	1	0	0	782.1	749	327	304	67	32	203	734	32	2
Major League Totals		145	75	3.17	300	300	8	5	0	1859.0	1549	702	654	206	55	471	2152	58	9
NYY Totals		51	23	3.08	108	108	6	4	0	664.0	515	241	227	91	13	156	816	13	4

Selected by the New York Yankees in the first round (28th overall) of the 2008 First-Year Player Draft but did not sign.
 Selected by the Pittsburgh Pirates in the first round (first overall) of the 2011 First-Year Player Draft.

- a - Placed on the 15-day disabled list from June 8 (retroactive to June 4) - June 28, 2014 with right arm fatigue.
- b - Placed on the 15-day disabled list from July 8 (retroactive to July 5) - August 20, 2014 with right lat soreness.
- c - Placed on the 15-day disabled list from June 14 (retroactive to June 11) - July 16, 2016 with a strained right triceps.
- d - Placed on the 15-day disabled list from August 29 (retroactive to Aug. 25) - September 12, 2016 with right elbow inflammation.
- e - Placed on the 60-day disabled list from September 13 - November 4, 2016 with right elbow inflammation.
- f - Acquired by the Houston Astros from the Pittsburgh Pirates in exchange for RHP Michael Feliz, OF Jason Martin, INF Colin Moran and RHP Joe Musgrove on January 13, 2018.
- g - Signed by the Yankees as a free agent on December 18, 2019.
- h - Placed on the COVID-19 injured list from August 3-16, 2021.

Cole's Postseason Record

Year	Club vs. Opp.	W	L	ERA	G	GS	CG	SHO	SV	IP	H	R	ER	HR	HP	BB	SO	WP	BK
2013	PIT vs. CIN (WC)																		
	PIT vs. STL (DS)	1	1	2.45	2	2	0	0	0	11.0	5	3	3	2	0	2	10	0	0
2015	PIT vs. CHC (WC)	0	1	7.20	1	1	0	0	0	5.0	6	4	4	2	0	1	4	0	0
2018	HOU vs. CLE (DS)	1	0	1.29	1	1	0	0	0	7.0	3	1	1	1	0	0	12	0	0
	HOU vs. BOS (CS)	0	1	6.00	1	1	0	0	0	6.0	6	5	4	0	0	2	5	0	0
2019	HOU vs. TB (DS)	2	0	0.57	2	2	0	0	0	15.2	6	1	1	1	0	3	25	0	0
	HOU vs. NYY (CS)	1	0	0.00	1	1	0	0	0	7.0	4	0	0	0	0	5	7	0	0
	HOU vs. WAS (WS)	1	1	3.86	2	2	0	0	0	14.0	11	6	6	3	0	3	15	0	0
2020	NYY vs. CLE (WC)	1	0	2.57	1	1	0	0	0	7.0	6	2	2	1	0	4	13	1	0
	NYY vs. TB (DS)	1	0	3.18	2	2	0	0	0	11.1	7	4	4	3	1	4	17	0	0
2021	NYY vs. BOS (WC)	0	1	13.50	1	1	0	0	0	2.0	4	3	3	2	0	2	3	0	0
2022	NYY vs. CLE (DS)	2	0	2.03	2	2	0	0	0	13.1	10	3	3	2	1	2	16	0	0
	NYY vs. HOU (CS)	0	1	5.40	1	1	0	0	0	5.0	5	5	3	1	1	2	7	0	0
Wild Card Totals		1	2	5.79	3	3	0	0	0	14.0	16	9	9	5	0	3	20	1	0
LDS Totals		7	1	1.85	9	9	0	0	0	58.1	31	12	12	9	2	11	80	0	0
LCS Totals		1	2	3.50	3	3	0	0	0	18.0	15	10	7	1	1	9	19	0	0
World Series Totals		1	1	3.86	2	2	0	0	0	14.0	11	6	6	3	0	3	15	0	0
POSTSEASON TOTALS		10	6	2.93	17	17	0	0	0	104.1	73	37	34	18	3	26	134	1	0

Cole's All-Star Game Record

Year	Club, Site	W	L	ERA	G	GS	CG	SHO	SV	IP	H	R	ER	HR	HP	BB	SO	WP	BK
2015	PIT, Cincinnati	0	0	0.00	1	0	0	0	0	1.0	0	0	0	0	0	1	1	0	0
2018	HOU, Washington																		
	HOU, Cleveland																		
2021	NYY, Denver																		
2022	NYY, Los Angeles																		
2023	NYY, Seattle	0	0	0.00	1	1	0	0	0	1.0	0	0	0	0	0	0	1	0	0
All-Star Game Totals		0	0	0.00	2	1	0	0	0	2.0	0	0	0	0	0	1	1	0	0

Cole's Career Fielding Record

Position	PCT	G	PO	A	E	TC	DP
Pitcher	.969	300	112	203	10	325	13

Cole's Regular Season Batting Record

Year	Team	AVG	G	AB	R	H	2B	3B	HR	RBI	SH	SF	HP	BB	SO	SB	CS
2023	NYY																
Major League Totals		.163	300	251	17	41	2	0	3	15	28	0	1	6	112	0	0

Cole's Career Bests and Streaks

COMPLETE GAMES: 8, last on 9/27/23 at TOR (9.0IP). **LOW-HIT COMPLETE GAME:** 1 - 2 times (5/4/18 at ARI - 9.0IP; 7/23/20 at WAS - 5.0IP). **IP (START):** 9.0 - 5 times (last on 9/27/23 at TOR). **IP (RELIEF):** N/A. **HITS:** 12 - 2 times (last on 8/19/16 vs. MIA). **RUNS:** 9, 4/20/19 at TEX. **EARNED RUNS:** 8, 4/20/19 at TEX. **WALKS:** 5 - 2 times (last on 4/19/22 at DET). **STRIKEOUTS:** 16, 5/4/18 at ARI. **HOME RUNS:** 5, 6/9/22 at MIN. **WINNING STREAK:** 20g, 5/27/19-8/14/20. **LOSING STREAK:** 5g, 8/7/16-4/3/17. **SCORELESS STREAK (IP):** 25.2, 4/11/27/23.


Pitcher of the Month: 6 times (last: March/April 2023)

Player of the Week: 2 times (last: 4/10-16/23)

Rookie of the Month: Sept. 2013



NESTOR CORTES • LHP



65

HT: 5-11 • **WT:** 210 • **BATS:** R • **THROWS:** L
BIRTHDATE: 12/10/94 • **OPENING DAY AGE:** 29
BIRTHPLACE: Surgidero de Batabanó, Cuba
RESIDES: Hialeah, Fla.
M.L. SERVICE: 4 years, 94 days

STATUS

- ▶ Signed by the Yankees as a minor league free agent on December 10, 2020...was originally selected by the Yankees in the 36th round of the 2013 First-Year Player Draft.

CAREER NOTES

- ▶ Has appeared in parts of six Major League seasons with the Baltimore Orioles (2018), Yankees (2019, '21-23) and Seattle Mariners (2020)...made his first career All-Star team in 2022.
- ▶ Has made four career Opening Day rosters (2018 with Baltimore, 2020 with Seattle and 2022-23 with the Yankees).
- ▶ Has allowed 3R-or-fewer in 46-of-54 starts since the beginning of 2021 and 2R-or-fewer in 39 of those starts.
- ▶ In 62 appearances (54 starts) since the beginning of 2021, has gone 19-9 with a 3.09 ERA (314.2IP, 108ER), 333K and a .209 (242-for-1,159) opponents' BA...over that span (min. 300.0IP), ranks second in the AL in WHIP (1.03) and opponents' OBP (.265), and fourth in ERA, opponents' BA and opponents' OPS (.626).
- ▶ Has allowed 3R-or-fewer in 42 of his 49 starts since 8/15/21, including 2R-or-fewer in 35 of those starts.
- ▶ In 29 career starts at Yankee Stadium, is 9-2 with a 2.85 ERA (161.0IP, 51ER), 163K and a .199 opponents' BA (115-for-577)...has allowed 3R-or-fewer in 27 of those 29 starts, including 2R-or-fewer in 22 of those games...allowed 3R-or-fewer in 26 consecutive starts at Yankee Stadium (7/4/21-G2-5/8/23), the longest streak by a Yankees starting pitcher at home in franchise history (next: Domingo Germán-16GS from 4/1/19-6/6/21)...was the longest streak in the Majors (excluding openers) since Lance McCullers Jr. recorded a 27-start streak from 5/18/15-6/30/17 (Ryne Stanek had a 30-start streak as an opener from 5/26/18-7/3/19).
- ▶ Since 2021, is 9-2 with a 2.68 ERA (171.1IP, 51ER) and 179K in 34 games (29 starts) at Yankee Stadium...his 2.68 ERA at Yankee Stadium is the eighth-lowest in the Majors among any pitcher at a single ballpark since 2021 (min. 150.0IP).
- ▶ Allowed 3R-or-fewer in 19 consecutive starts from 8/15/21-6/2/22(G1), the second-longest streak in franchise history by a Yankees starting pitcher, trailing only Russ Ford (20 starts from 8/9/1910-G2-5/27/1911-G2).
- ▶ Has allowed 2R-or-fewer in nine consecutive starts twice in his career (9/25/21-5/15/22 and 8/21/22-4/14/23), matching the longest such streak by a Yankees starting pitcher in franchise history (excludes Chad Green's 12-start streak as an opener from 6/11/17-8/12/19-G2)...joins Luis Severino (nine starts from 9/12/18-4/20/22), Michael Pineda (nine starts from 4/5-9/5/14) and Art Ditmar (nine starts from 7/26-9/9/59).
- ▶ Allowed 3R-or-fewer in 16 consecutive starts from 7/14/22-4/20/23, tied with Luis Severino (16GS from 4/16-7/7/18) for the third-longest such streak in franchise history...trails only Russ Ford (20GS from 8/9/1910-G2-5/27/1911-G2) and his own 19-start streak from 8/15/21-6/2/22-G1.
- ▶ Has made three career postseason starts (all in 2022), going 1-0 with a 4.50 ERA (12.0IP, 6ER)...made his first career postseason start in 2022 ALDS Game 2 vs. Cleveland and did not record a decision (5.0IP, 6H, 2ER, 3BB, 3K, 1HR)...started on short rest in 2022 ALDS Game 5 vs. Cleveland and earned his first postseason win (5.0IP, 3H, 1ER, 1BB, 2K, 0HR)...was just the sixth Yankees starting pitcher to toss at least 5.0IP and allow 1R-or-fewer in a "winner-take-all" game, joining Gerrit Cole (5.1IP and 1R in 2020 ALDS Game 5 vs Tampa Bay in San Diego), CC Sabathia (9.0IP and 1R in 2012 ALDS Game 5 vs. Baltimore), Roger Clemens (6.1IP and 1R in 2001 World Series Game 7 at Arizona), Ralph Terry (CGSHO in 1962 World Series Game 7 at San Francisco) and Johnny Kuck's (CGSHO in 1956 World Series Game 7 at Brooklyn)...also started 2022 ALCS Game 4 vs. Houston and exited the game in the third inning with a left groin injury (2.0IP, 2H, 3ER, 3BB, 2K, 1HR).

CAREER HIGHLIGHTS

AL All-Star Team

- ▶ 2022

2023

- ▶ Went 5-2 with a 4.97 ERA (63.1IP, 59H, 36R/35ER, 20BB, 67K, 11HR) in 12 starts...opponents hit .244/.308/.442 (59-for-242, 11HR); LH .163/.200/.326 (7-for-43, 2HR); RH .261 (52-for-199, 9HR)...the Yankees went 8-4 in his 12 starts...missed 98 games due to two stints on the injured list.
- ▶ Tossed at least 5.0IP with 2R-or-fewer allowed in six of his 12 starts...allowed 3R-or-fewer in eight of his 12 starts.
- ▶ Went 2-0 with a 4.58 ERA (37.1IP, 19ER) and 37K in seven home starts...in five road starts, went 3-2 with a 5.54 ERA (26.0IP, 16ER) and 30K.
- ▶ Allowed 2R-or-fewer in nine consecutive starts from 8/21/22-4/14/23, going 5-0 with a 1.78 ERA (50.2IP, 10ER)...his nine-start streak of allowing 2R-or-fewer matched the longest such streak by a Yankees starting pitcher in franchise history (excludes Chad Green's 12-start streak as an opener from 6/11/17-8/12/19-G2)...in addition to Cortes' other nine-start streak from 9/25/21-5/15/22, Luis Severino (9/12/18-4/20/22), Michael Pineda (4/5-9/5/14) and Art Ditmar (7/26-9/9/59) have all recorded nine-start streaks.



- ▶ Allowed 3R-or-fewer in 16 consecutive starts from 7/14/22-4/20/23, tied with Luis Severino (16GS from 4/16-7/7/18) for the third-longest such streak in franchise history...trails only Russ Ford (20GS from 8/9/1910-G2-5/27/1911-G2) and his own 19-start streak (8/15/21-6/2/22-G1)... also allowed 3ER-or-fewer in 17 straight starts from 7/14/22-4/25/23, tied with Spud Chandler (17GS from 7/7/43-4/22/44) and Bob Shawkey (17GS from 6/15-9/18/1917) for the fourth-longest streak by a Yankees starter since 1913 (when ER became an official stat)...trails only Jim Bouton (24GS from 9/23/65-6/3/68), his own 19-start streak from 8/15/21-6/2/22-G1 and Fritz Peterson (18GS from 7/16/70-G1-4/9/71)...went 8-2 with a 2.48 ERA (98.0IP, 27ER) in that 17-start span.

CORTES' 2023 PITCHING LINES												
Date/Opp	Score	W/L	IP	H	R	ER	HR	BB	K	NP/S	ERA	Left Game
4/3 vs. PHI	8-1	W	5.0	7	1	1	0	0	3	80/55	1.80	Leading 8-1
4/9 at BAL	5-3	W	5.1	4	2	2	0	2	5	91/60	2.61	Leading 4-0
4/14 vs. MIN*	3-4	ND	7.0	5	2	2	2	0	7	93/63	2.60	Leading 3-2
4/20 vs. LAA	9-3	W	6.0	4	3	3	0	2	7	94/60	3.09	Leading 5-2
4/25 at MIN*	2-6	L	5.0	5	4	3	1	1	6	98/64	3.49	Trailing 4-2
4/30 at TEX*	2-15	L	4.2	5	7	7	3	4	7	100/55	4.91	Trailing 7-1
5/8 vs. OAK*	7-2	ND	5.0	6	2	2	0	2	4	89/60	4.74	Leading 2-0
5/13 vs. TB	9-8	ND	4.1	7	6	6	1	2	3	78/49	5.53	Trailing 5-0
5/18 at TOR*	4-2	W	6.0	5	2	2	1	1	6	91/64	5.21	Leading 3-1
5/24 vs. BAL	6-9	ND	6.0	5	4	4	2	2	5	89/63	5.30	Leading 5-4
5/30 at SEA	10-2	W	5.0	5	2	2	0	3	6	101/66	5.16	Leading 7-2
8/5 vs. HOU*	3-1	ND	4.0	1	1	1	1	1	8	64/43	4.97	Tied 1-1
Totals (12GS)			5-2	63.1	59	36	35	11	20	67	4.97	

*start came after a team loss / **Bold** - season high

- ▶ Allowed 3R-or-fewer in 26 consecutive starts at Yankee Stadium from 7/4/21-G2-5/8/23, the longest streak by a Yankees starting pitcher at home in franchise history (next: Domingo Germán-16GS from 4/1/19-6/6/21)... was the longest streak in the Majors (excluding openers) since Lance McCullers Jr. recorded a 27-start streak from 5/18/15-6/30/17 (Ryne Stanek had a 30-start streak as an opener from 5/26/18-7/3/19).
- ▶ Won three of his first four starts...posted a career-high six-game winning streak from 9/14/22-4/20/23...also posted a career-high 10-start undefeated streak from 8/21/22-4/20/23, going 6-0 with a 2.06 ERA (56.2IP, 13ER) in that span.
- ▶ Posted a 3.49 ERA (28.1IP, 11ER) in his first five starts (4/3-25) before allowing 15R/ER in a three-start span from 4/30-5/13.
- ▶ Made his season debut on 4/3 vs. Philadelphia and earned the win (5.0IP, 7H, 1R/ER, 0BB, 3K, 0HR).
- ▶ Earned his second win of the season on 4/9 at Baltimore after allowing just 2ER over 5.1IP (4H, 2BB, 5K).
- ▶ Did not record a decision on 4/14 vs. Minnesota despite allowing just 2R/ER over 7.0IP (5H, 0BB, 7K, 2HR, 2HP).
- ▶ Earned his third win of the season on 4/20 vs. Los Angeles-AL after allowing 3ER over 6.0IP (4H, 2BB, 7K, 0HR, 1HP)...did not allow a base hit to his first 14 batters faced.
- ▶ Lost back-to-back starts from 4/25-30 for the first time in his career.
- ▶ Allowed 7R/ER in 4.2IP on 4/30 at Texas (5H, 4BB, 7K, 3HR)...marked just the second time in his career he allowed at least 7R in a game (also 8R/7ER on 8/14/20 at Houston with Seattle)...also tied his career high in HR and walks.
- ▶ Did not record a decision on 5/8 vs. Oakland despite allowing just 2R in 5.0IP (6H, 2BB, 4K, 0HR).
- ▶ Earned his fourth win of the season on 5/18 at Toronto, allowing just 2ER over 6.0IP (5H, 1BB, 6K, 1HR).
- ▶ Earned his fifth win of the year on 5/30 at Seattle (5.0IP, 5H, 2ER, 3BB, 6K, 0HR)...struck out J.P. Crawford swinging in the first inning for his 400th career strikeout.
- ▶ Was placed on the 15-day injured list on 6/8 (retroactive to 6/5) with a left rotator cuff strain...was transferred to the 60-day injured list on 7/7...missed 49 team games...in two rehab starts with Double-A Somerset, allowed just 1ER over 6.1IP (6H, 1BB, 9K, 1HR)...was reinstated from the injured list on 8/5.
- ▶ Allowed just 1ER over 4.0 innings on 8/5 vs. Houston in his first start since 5/30 at Seattle...struck out eight of his 14 batters faced...his 8K marked a season high.
- ▶ Was placed on the 15-day injured list on 8/11 (retroactive to 8/8) with a left rotator cuff strain and missed the final 49 games of the season.
- ▶ Was committed to pitch for Team USA during the World Baseball Classic but was replaced on the roster due to a right hamstring strain.

2022

- ▶ Went 12-4 with one complete-game shutout and a 2.44 ERA (158.1IP, 108H, 44R/43ER, 38BB, 163K, 16HR) in 28 starts...opponents hit .189/.241/.313 (108-for-572, 16HR); LH .110/.180/.159 (9-for-82, 1HR); RH .202/.251/.339 (99-for-490, 15HR)...recorded a career best in ERA and set career highs in starts, innings pitched and strikeouts... was named to his first career All-Star team.
- ▶ According to *Elias*, his 2.44 ERA was the third-lowest by a Yankees pitcher in a single season in the Divisional Era since 1969 (min. 25 games started), trailing only Ron Guidry's 1.74 ERA in 1978 and Steve Jack Kline's 2.40 ERA in 1972.
- ▶ Among pitchers with 150.0IP in 2022, ranked second in the Majors in opponents' OBP (.241, second in AL) and opponents' OPS (.554, second in AL), third in WHIP (0.92, second in AL) and opponents' BA (.189, second in AL), sixth in opponents' SLG (.313, fourth in AL) and seventh in ERA (2.44, fifth in AL).
- ▶ Among left-handed pitchers vs. left-handed batters (min. 65BF), owned the lowest OPS (.338), ranked second in opponents' batting average (second in AL), OBP (first in AL) and third in opponents' SLG (second in AL).
- ▶ Tossed at least 6.0IP and allowed 1R-or-fewer in 10 starts.
- ▶ Allowed 3R-or-fewer in 25 of his 28 starts, including 2R-or-fewer in 21 starts and 1R-or-fewer in 15 starts...tossed seven scoreless starts.



- ▶ Allowed just 1H and tossed at least 5.0 innings in five of his starts (1H in 7.1IP on 10/1 vs. Baltimore, 1H in 6.0IP on 9/25 vs. Boston, 1H in 5.1IP on 8/5 at St. Louis, 1H in 7.1IP on 5/9 vs. Texas and 1H in 6.1IP on 4/23 vs. Cleveland)...was the first Yankee in franchise history to record five such starts in a season (previous: three such starts by Luis Severino in 2022, David Cone in 1999 and Scott Sanderson in 1991)...his five such starts are tied for the most in Major League history, becoming just the seventh starting pitcher to do so and the third to accomplish the feat in 2022 (Michael Kopech and Cristian Javier also recorded five in 2022).
- ▶ Recorded 13 quality starts...tossed at least 5.0IP in 22 of his 28 starts.
- ▶ 144 of his strikeouts ended with a fastball, the most in the Majors (next: Gerrit Cole - 141K).
- ▶ Went 6-1 with a 1.95 ERA (87.2IP, 19ER), 89K and a .161 opponents' BA (49-for-305) in 15 home starts...his 1.95 ERA at home was the fourth-lowest in the AL (min. 60.0IP)...recorded at least 7K in six of his 15 starts at home.
- ▶ In 13 road starts, went 6-3 with a 3.06 ERA (70.2IP, 24ER) and 74K.
- ▶ Went 5-1 with a 2.07 ERA (69.2IP, 16ER) and 68K over his final 12 starts (7/14-10/1) after going 2-2 with a 5.34 ERA (28.2IP, 17ER) and 27K in his previous six starts (6/8-7/8)...began the season 5-1 with a 1.50 ERA (60.0IP, 10ER) over his first 10 starts (4/12-6/2-G1).
- ▶ Allowed 3R-or-fewer in 19 consecutive starts from 8/15/21-6/2/22(G1), the second-longest streak in franchise history by a Yankees starting pitcher, trailing only Russ Ford (20 starts from 8/9/1910-G2-5/27/1911-G2)...allowed 2R-or-fewer in 16 of those 19 starts...went 7-3 with a 2.22 ERA (109.2IP, 27ER), 125K and a .200 (80-for-401) opponents' BA over that span...his 2.22 ERA in that span was the second-lowest in the Majors during that stretch (min. 100.0IP), trailing only Miami's Sandy Alcantara (2.10)...his 10.26 K/9.0IP ratio in that span was the third-lowest in the AL and eighth-lowest in the Majors (min. 100.0IP).
- ▶ Allowed 2R-or-fewer in nine consecutive starts from 9/25/21-5/15/22, tied with Luis Severino (nine starts from 9/12/18-4/20/22), Michael Pineda (nine starts from 4/5-9/5/14) and Art Ditmar (nine starts from 7/26-9/9/59) for the longest such streak in franchise history by a Yankees starting pitcher (excludes Chad Green's 12-start streak as an opener from 6/11/17-8/12/19-G2)...later accomplished the feat again from 8/21/22-4/14/23.
- ▶ Did not allow a run over 18.1 innings in three starts vs. the Orioles.
- ▶ Through his first 10 starts of the season from 4/12-6/2-G1, went 5-1 with a 1.50 ERA (60.0IP, 10ER) and 68K... according to *Elias*, his 1.50 ERA was the ninth-lowest by a Yankees starter through their first 10 starts of a season in franchise history and the third-lowest in the last 70 seasons (since 1953), trailing only Phil Niekro's 1.20 ERA in 1984 and Rob Gardner's 1.32 ERA in 1972...his 1.50 ERA in that span (4/8-6/7) was the lowest ERA in the Majors over that stretch.
- ▶ Posted a career-high 16.0 scoreless inning streak from 10/1/21-4/23/22.
- ▶ Tossed 5.0 scoreless innings and set a career high with 12K in a no-decision on 4/17 at Baltimore...marked his second career double-digit strikeout game (also 11K on 9/15/21 at Baltimore)...became the first pitcher in franchise history to record at least 12K in 5.0IP-or-fewer...was just the fifth Yankees pitcher (10th time) since 2003 to record at least 12K in a scoreless start, joining Gerrit Cole (four times in 2021), James Paxton (three times in 2019), Masahiro Tanaka (0R and 15K in 7.0IP on 9/29/17 vs. Toronto) and CC Sabathia (0R and 13K in 7.2IP on 6/30/11 vs. Milwaukee)...also tossed an immaculate inning in the fourth inning...according to *Elias*, it was the seventh immaculate inning by a Yankee since 2000, joining Chad Green (7/4/21-G2 vs. the Mets), Michael King (6/4/21 vs. Boston), Dellin Betances (8/2/17 vs. Detroit), Brandon McCarthy (9/17/14 at Tampa Bay), Iván Nova (5/29/13 vs. the Mets) and A.J. Burnett (6/20/09 at Florida)...Baseball Almanac notes that Ron Guidry (8/7/84-G2 vs. Chicago-AL) and Al Downing (8/11/67-G1 at Cleveland) have also thrown immaculate innings.
- ▶ Allowed just 1H over 6.1 innings on 4/23 vs. Cleveland (ND, 2BB, 8K, 1HR)...did not allow a hit to his first 14 batters faced...his only hit allowed was a two-run homer to Josh Naylor in the fifth.
- ▶ Recorded a 15.1 scoreless inning streak from 5/4-15...was the fifth-longest by a Yankees pitcher in 2022.
- ▶ Recorded at least 7K in three straight starts from 5/9-21...marked the first time in his career he recorded 7K-or-more in three consecutive games.
- ▶ Allowed just 1H over 7.1 scoreless innings on 5/9 vs. Texas (ND, 4BB, 11K)...did not allow a hit to his first 26 batters faced...his only hit allowed was a one-out, eighth-inning single to Eli White...marked his third career double-digit strikeout game and second of the season (also 12K on 4/17/22 at Baltimore and 11K on 9/15/21 at Baltimore)...tied his career high in walks.
- ▶ Earned the win and set a career high with 8.0 innings on 5/15 at Chicago-AL (3H, 1ER, 0BB, 7K, 1HR).
- ▶ Earned the win and tossed a career-high-tying 8.0IP on 5/26 at Tampa Bay (4H, 1ER, 1BB, 5K).
- ▶ Was named to his first career All-Star team via the player ballot...tossed a scoreless sixth inning (1BB, 2K, 1HP)...struck out Atlanta's Austin Riley and Miami's Garrett Cooper.
- ▶ Did not allow a hit to his first 16BF on 8/10 at Seattle before surrendering a go-ahead solo HR to Sam Haggerty with one out in the sixth inning (ND, 6.0IP, 3H, 3ER, 1BB, 10K, 1HR)...marked his fourth career double-digit strikeout game and his third of the season.
- ▶ Was placed on the 15-day injured list on 8/25 (retroactive to 8/22) with a left groin strain...missed 15 team games...was reinstated on 9/8.
- ▶ Did not allow a run in his final 14.1 innings from 9/20-10/1.
- ▶ Allowed just 1H and tossed at least 6.0 innings in back-to-back appearances from 9/25-10/1, becoming just the second pitcher in franchise history to accomplish the feat (also Vic Raschi - 2GS from 9/9-G2-14/51)...was the third Yankee pitcher to do so in back-to-back starts in franchise history, joining Raschi and Whitey Ford (2GS from 9/2-7/55)...Ford made a relief appearance between those two starts.
- ▶ Recorded a rain-shortened complete-game shutout on 9/25 vs. Boston (6.0IP, 1H, 2BB, 5K)...marked his first career complete game...allowed his only hit on a double to Rob Refsnyder in the fourth inning.
- ▶ In his final start of the season, tossed 7.1 scoreless innings and earned the win on 10/1 vs. Baltimore (1H, 2BB, 12K)...recorded a career-high-tying 12K (also 12K on 4/17 at Baltimore)...did not allow a hit to his first 15BF (2BB)...surrendered his only hit of the game on a two-out fifth-inning single to Jorge Mateo...marked his fifth career double-digit strikeout game and fourth of the season.



- ▶ Made his first three career postseason starts, going 1-0 with a 4.50 ERA (12.0IP, 6ER)...made his first career postseason start in ALDS Game 2 vs. Cleveland and did not record a decision (5.0IP, 6H, 2ER, 3BB, 3K, 1HR)... started on short rest in ALDS Game 5 vs. Cleveland and earned his first postseason win (5.0IP, 3H, 1ER, 1BB, 2K, 0HR)...was just the sixth Yankees starting pitcher to toss at least 5.0IP and allow 1R-or-fewer in a "winner-take-all" game, joining Gerrit Cole (5.1IP and 1R in 2020 ALDS Game 5 at Tampa Bay in San Diego), CC Sabathia (9.0IP and 1R in 2012 ALDS Game 5 vs. Baltimore), Roger Clemens (6.1IP and 1R in 2001 World Series Game 7 at Arizona), Ralph Terry (CGSHO in 1962 World Series Game 7 at San Francisco) and Johnny Kucks (CGSHO in 1956 World Series Game 7 at Brooklyn)...also started ALCS Game 4 vs. Houston and exited the game in the third inning with a left groin injury (2.0IP, 2H, 3ER, 3BB, 2K, 1HR).

2021

- ▶ Went 2-3 with a 2.90 ERA (93.0IP, 75H, 32R/30ER, 25BB, 103K, 14HR) in 22 appearances (14 starts) with the Yankees...opponents hit .217 (75-for-345, 14HR); LH .228 (18-for-79, 2HR); RH .214 (57-for-266, 12HR).
- ▶ From his season debut on 5/30 to the end of the season, his 2.90 ERA was the third-lowest in the AL (min. 80.0IP), trailing only Toronto's Robbie Ray (2.48) and Oakland's Frankie Montas (2.88).
- ▶ As a starter, went 2-3 with a 3.07 ERA (73.1IP, 25ER) in 14 starts...allowed 2R-or-fewer in 11 of his starts and 3R-or-fewer in 13 those games...tossed at least 5.0 innings in nine of his 14 starts.
- ▶ Made eight relief appearances for the Yankees, posting a 2.29 ERA (19.2IP, 5ER) and 28K in those games...tossed at least 2.0 innings in six of those eight relief appearances.
- ▶ Allowed a home run in each of his final 11 appearances of the season (8/5-10/1), tied with Jim Abbott (11G from 6/10-8/4/94) for the third-longest streak in franchise history, trailing only Dennis Rasmussen's 14-game streak from 7/10-9/29/86 and Phil Hughes' 12-game streak from 4/8-6/9/12.
- ▶ 11 of the 14 home runs he allowed were solo home runs.
- ▶ Began the season with Triple-A Scranton/Wilkes-Barre, going 1-1 with one save, a 1.20 ERA (15.0IP, 2ER) and 18K in five games (one start).
- ▶ Was signed to a Major League contract and selected to the 26-man roster from Triple-A Scranton/Wilkes-Barre on 5/30...made his season debut that night, allowing 2R/1ER in 3.2 innings of relief (3H, 4BB, 3K)...set a career-high 4BB...marked his longest appearance since 6/25/19 vs. Toronto with the Yankees (4.1IP).
- ▶ Made his first seven appearances in relief from 5/30-6/29, posting a 1.02 ERA (17.2IP, 2ER) with 25K in that span.
- ▶ Received votes for AL "Reliever of the Month" for June after posting a 0.64 ERA (14.0IP, 1ER) with 22K in six relief outings.
- ▶ Recorded a season-best 11.1 scoreless inning streak from 6/19-7/4-G2.
- ▶ Tossed 4.2 scoreless innings on 7/9 at Houston (2H, 2BB, 2K), his first career scoreless start.
- ▶ Was placed on the COVID-19 injured list on 7/15 and was reinstated prior to the game on 7/23...missed six team games from 7/15-22.
- ▶ Pinch ran for Gio Urshela in the eighth inning on 7/30 at Miami, becoming the first Yankees pitcher to pinch run since A.J. Burnett on 5/18/2011 at Baltimore (credit: YES Network).
- ▶ Recorded his first career quality start and earned his first win of the season on 8/15 at Chicago-AL (6.0IP, 7H, 1ER, 1BB, 7K, 1HR).
- ▶ Earned his second win of the season and tossed 7.0 innings on 8/20 vs. Minnesota (4H, 2ER, 2BB, 7K, 1HR, 1HP)...also threw 104 pitches, marking the first time in his career he threw at least 100 pitches in a game.
- ▶ Recorded 11K on 9/15 at Baltimore (6.1IP, 3H, 1ER, 2BB, 1HR), marking his first career double-digit strikeout game...with LHP Jordan Montgomery's 12K on 9/16, it marked just the third time in the last 21 seasons that Yankees starters recorded back-to-back double-digit strikeout games (A.J. Burnett's 12K and CC Sabathia's 10K from 8/27-28/09; CC Sabathia's 10K and Andy Pettitte's 10K from 8/13-14/09)...*Elias* also confirmed that Cortes and Montgomery were the first pair of Yankees starters to record at least 11K in back-to-back games.
- ▶ Failed to toss at least 5.0 innings in each of his final three starts of the season (9/20-10/1) after doing so in nine straight starts from 7/28-9/15.
- ▶ Was on the Yankees' AL Wild Card Game roster but did not pitch.

2020

- ▶ Made his second career Opening Day roster and went 0-1 with a 15.26 ERA (7.2IP, 13ER) in five games (one start) with Seattle before missing the remainder of the season on the injured list with a left elbow impingement.
- ▶ Following the season, made five starts for the Estrellas Orientales in the Dominican Winter League, posting a 4.91 ERA without recording a decision (18.1IP, 17H, 10ER, 5BB, 27K, 2HR).

2019

- ▶ Went 5-1 with a 5.67 ERA (66.2IP, 42ER) and 69K in 33 appearances (one start) over eight stints with the Yankees (5/9-11, 5/13-20, 5/23-6/1, 6/8-9, 6/13-20, 6/23-29, 7/2-18, 7/24-9/29).
- ▶ Was signed to a Major League contract and selected to the 25-man roster on 5/9.
- ▶ Made his Yankees debut on 5/11 at Tampa Bay (2.0IP, 4H, 3ER, 3K, 1HR).
- ▶ Recorded a 15.2 scoreless inning streak from 5/19-6/15.
- ▶ Earned his first Major League win and collected 7K on 6/15 at Chicago-AL (5.0IP, 6H, 2ER)...marked the longest relief appearance by a Yankee since David Hale tossed 5.2 relief innings on 7/6/18 at Toronto.
- ▶ Won three straight relief appearances from 6/15-25...was the first Yankees reliever to earn the win in three consecutive outings since Ron Villone from 6/28-7/2/06.
- ▶ Posted a five-game winning streak from 6/15-8/6.
- ▶ Made his first career start as the Yankees' opener on 9/10 at Detroit (2.1IP, 6H, 4R/2ER, 1BB, 2K).



- ▶ Took his first loss of the season on 9/15 at Toronto (1.1IP, 3H, 3ER, 2BB, 3K, 1HR) after beginning the year, 5-0.
- ▶ Went 2-2 with a 3.86 ERA (39.2IP, 17ER) and 42K in seven games (six starts) with Triple-A Scranton/Wilkes-Barre.
- ▶ Was designated for assignment on 11/20 and traded to the Seattle Mariners on 11/25 in exchange for international signing bonus pool money.
- ▶ Following the season, made two starts for the Estrellas Orientales in the Dominican Winter League, going 0-1 with a 13.50 ERA (4.0IP, 10H, 7R/6ER, 2BB, 6K, 0HR).

2018

- ▶ Saw his first Major League action with Baltimore, posting a 7.71 ERA (4.2IP, 10H, 4ER, 4BB, 3K, 2HR) in four relief appearances.
- ▶ Made the Orioles' Opening Day roster as a Rule 5 selection.
- ▶ Made his Major League debut in 3/31 loss vs. Minnesota (2.0IP, 3H, 1ER, 2BB, 2K) and struck out Byron Buxton looking in the sixth for his first career strikeout.
- ▶ Was designated for assignment on 4/10 and returned to the Yankees on 4/13.
- ▶ Made one relief appearance with Double-A Trenton on 4/16 at Erie (3.1IP, 3H, 1ER, 1BB, 3K, 1HP) before joining Triple-A Scranton/Wilkes-Barre for the rest of the season on 4/20...went 6-6 with one complete game and a 3.71 ERA (111.2IP, 95H, 50R/46ER, 37BB, 96K, 13HR) in 23 games (18 starts) with the RailRiders.
- ▶ Following the season, made eight starts for the Estrellas Orientales in the Dominican Winter League and went 2-0 with a 1.71 ERA (42.0IP, 26H, 9R/8ER, 10BB, 45K, 3HR).

2017

- ▶ Combined to go 7-4 with one complete game and a 2.06 ERA (104.2IP, 81H, 29R/24ER, 32BB, 105K, 4HR) in 30 appearances (13 starts) between Single-A Tampa, Double-A Trenton and Triple-A Scranton/Wilkes-Barre.
- ▶ Was named an Eastern League Mid-Season All-Star, going 5-0 with a 2.60 ERA (52.0IP, 35H, 15ER, 20BB, 45K, 3HR) with Trenton.
- ▶ Made 11 appearances (six starts) with Triple-A Scranton/Wilkes-Barre and went 2-4 with 1CG and a 1.49 ERA (48.1IP, 40H, 13R/8ER, 11BB, 57K, 0HR)...on 7/30 at Charlotte, retired all 14BF while striking out seven in 4.2IP.
- ▶ Following the season, made four starts for las Estrella Orientales in the Dominican Winter League and went 2-1 with a 1.25 ERA (21.2IP, 10H, 4R/3ER, 5BB, 15K, 1HR).
- ▶ Was selected by the Baltimore Orioles in the first round (ninth overall) of the 2017 Rule 5 Draft.

2016

- ▶ Pitched at four levels of the Yankees system, combining to go 11-4 with three saves and a 1.53 ERA (106.0IP, 61H, 25R/18ER, 24BB, 115K, 5HR) in 21 appearances (12 starts) with Single-A Charleston (13G/8GS), Double-A Trenton (1G/0GS), Single-A Tampa (6G/3GS) and Triple-A Scranton/Wilkes-Barre (1GS).
- ▶ Had the lowest ERA and WHIP in the minor leagues (min. 100.0IP), and led all minor league pitchers with a .167 opponents' BA (61-for-365); LH .149 (13-for-87); RH .173 (48-for-278)...posted the seventh-highest strikeout rate (29.0%, 115K/396BF) in the minors (min. 100.0IP)...ranked fifth in the organization in wins.
- ▶ In 12 starts, went 7-3 with a 1.30 ERA (69.1IP, 45H, 12R/10ER, 13BB, 73K, 3HR).
- ▶ Began the season with Charleston and went 6-2 with two saves and a 0.79 ERA (68.1IP, 36H, 10R/6ER, 15BB, 75K, 3HR) in 13 games (eight starts)...was a South Atlantic League Mid-Season All-Star...also earned SAL "Pitcher of the Week" honors for 5/16-22 after recording a career-high 12K over 6.0 scoreless innings (2H, 1BB) on 5/19 vs. Columbia.
- ▶ Made one relief appearance with Trenton on 6/26 at Akron, permitting just a two-run HR to Clint Frazier over 4.0IP (1H, 2ER, 2BB, 5K, 1HR) while earning a save.
- ▶ Recorded a 4-2 record with a 3.21 ERA (24H, 13R/10ER, 4BB, 31K, 1HR) over six appearances (three starts) with Tampa...was named FSL "Pitcher of the Week" for 8/15-21 after fanning nine batters over 7.0 scoreless innings (2H, 0BB) on 8/19 at Brevard County.
- ▶ Made his final appearance of the season with Triple-A Scranton/Wilkes-Barre on 8/30 at Buffalo, tossing 5.2 scoreless, hitless innings in his start (3BB, 4K, 1HP) to win his Triple-A debut.
- ▶ Following the season, made six appearances for the Scottsdale Scorpions of the Arizona Fall League and posted a 4.70 ERA (7.2IP, 6H, 4ER, 6BB, 10K, 1HP).

2015

- ▶ Went 6-3 with a 2.26 ERA (63.2IP, 48H, 21R/16ER, 10BB, 66K) in 12 games (10 starts) with Rookie-level Pulaski...opponents batted .203 (48-for-236); LH .161 (9-for-56); RH .217 (39-for-180).
- ▶ Led the Appalachian League in opponents' BA and WHIP (0.91)...ranked second in the league in strikeouts and third in ERA and innings pitched...was named an Appalachian League Postseason All-Star.
- ▶ Did not allow an earned run in four consecutive starts from 7/6-23 (22.1IP)...was named the Appalachian League "Pitcher of the Week" for 7/6-12 (2GS, 1-0, 12.0IP, 6H, 0R, 1BB, 10K).

2014

- ▶ Spent the season with the GCL Yankees 2, going 1-2 with a 2.27 ERA (31.2IP, 35H, 13R/8ER, 5BB, 38K, 1HR) in 11 games (two starts).

2013

- ▶ Made his professional debut with the GCL Yankees 1, going 0-1 with one save and a 4.42 ERA (18.1IP, 22H, 9ER, 5BB, 20K) in 10 appearances (three starts).



PERSONAL

► Graduated from Hialeah H.S. (Fla.) in 2013.

Cortes' Career Pitching Record

Year	Club	W	L	ERA	G	GS	CG	SHO	SV	IP	H	R	ER	HR	HP	BB	SO	WP	BK
2013	GCL Yankees 1	0	1	4.42	10	3	0	0	1	18.1	22	9	9	0	1	5	20	4	0
2014	GCL Yankees 2	1	2	2.27	11	2	0	0	0	31.2	35	13	8	1	1	5	38	2	1
2015	Pulaski	6	3	2.26	12	10	0	0	0	63.2	48	21	16	7	1	10	66	3	0
2016	Charleston	6	2	0.79	13	8	0	0	2	68.1	36	10	6	3	1	15	75	3	0
	Trenton	0	0	4.50	1	0	0	0	1	4.0	1	2	2	1	0	2	5	0	0
	Tampa	4	2	3.21	6	3	0	0	0	28.0	24	13	10	1	3	4	31	2	0
	Scranton/WB	1	0	0.00	1	1	0	0	0	5.2	0	0	0	0	1	3	4	0	0
2017	Tampa	0	0	2.08	1	0	0	0	0	4.1	6	1	1	1	0	1	3	1	0
	Trenton	5	0	2.60	18	7	0	0	0	52.0	35	15	15	3	5	20	45	0	2
	Scranton/WB	2	4	1.49	11	6	1	0	0	48.1	40	13	8	0	1	11	57	1	1
2018	BALTIMORE - a	0	0	7.71	4	0	0	0	0	4.2	10	4	2	0	4	2	0	0	0
	Trenton	0	0	2.70	1	0	0	0	0	3.1	3	1	1	0	0	1	3	1	0
	Scranton/WB	6	6	3.71	23	18	1	0	0	111.2	95	50	46	13	2	37	96	3	2
2019	Scranton/WB	2	2	3.86	7	6	0	0	0	39.2	29	17	17	3	1	11	42	0	0
	YANKEES - b	5	1	5.67	33	1	0	0	0	66.2	75	44	42	16	1	28	69	1	0
2020	SEATTLE - c	0	1	15.26	5	1	0	0	0	7.2	12	14	13	6	2	6	8	0	0
2021	Scranton/WB	1	1	1.20	5	1	0	0	1	15.0	8	2	2	1	0	1	18	0	0
	YANKEES - d	2	3	2.90	22	14	0	0	0	93.0	75	32	30	14	2	25	103	2	1
2022	YANKEES - e	12	4	2.44	28	28	1	1	0	158.1	108	44	43	16	2	38	163	1	0
2023	YANKEES - f, g	5	2	4.97	12	12	0	0	0	63.1	59	36	35	11	3	20	67	0	0
	Somerset	0	0	1.42	2	2	0	0	0	6.1	6	1	1	1	0	1	9	0	0
	Minor League Totals	34	23	2.55	122	67	2	0	5	500.1	388	168	142	35	17	127	512	20	6
	Major League Totals	24	11	3.82	104	56	1	1	0	393.2	339	174	167	65	10	121	413	4	1

Selected by the New York Yankees in the 36th round of the 2013 First-Year Player Draft.

a – Selected by the Baltimore Orioles in the first round (ninth overall) of the 2017 Rule 5 Draft...returned to the Yankees on April 13, 2018.

b – Acquired by the Seattle Mariners for international signing bonus pool money on November 25, 2019.

c – Placed on the 10-day injured list with a left elbow impingement on August 15, 2020...was transferred to the 45-day injured list on August 31, 2020 and missed the remainder of the season.

d – Placed on the COVID-19 injured list from July 15-23, 2021.

e – Placed on 15-day injured list on August 25 (retroactive to August 22) - September 8, 2022 with a left groin strain.

f – Was placed on the 15-day injured list on June 8, 2023 (retroactive to June 5) with a left rotator cuff strain...was transferred to the 60-day injured list on July 7, 2023 missed 49 team games...was reinstated from the injured list on August 5, 2023.

g – Was placed on the 15-day injured list on August 11, 2023 (retroactive to August 8) with a left rotator cuff strain and missed the remainder of the season.

Cortes' Postseason Record

Year	Club vs. Opp.	W	L	ERA	G	GS	CG	SHO	SV	IP	H	R	ER	HR	HP	BB	SO	WP	BK	
2021	NY Yankees vs. BOS (WC)	On Roster - Did Not Pitch																		
2022	NY Yankees vs. CLE (DS)	1	0	2.70	2	2	0	0	0	10.0	9	3	3	1	0	4	5	0	0	
	NY Yankees vs. HOU (LCS)	0	0	13.50	1	1	0	0	0	2.0	2	3	3	1	0	3	2	0	0	
	Wild Card Totals	-	-	-	-	-	-	-	-	-	-	-	-	-	-	-	-	-	-	
	LDS Totals	1	0	2.70	2	2	0	0	0	10.0	9	3	3	1	0	4	5	0	0	
	LCS Totals	0	0	13.50	1	1	0	0	0	2.0	2	3	3	1	0	3	2	0	0	
	POSTSEASON TOTALS	1	0	4.50	3	3	0	0	0	12.0	11	6	6	2	0	7	7	0	0	

Cortes' All-Star Game Record

Year	Club, Site	W	L	ERA	G	GS	CG	SHO	SV	IP	H	R	ER	HR	HP	BB	SO	WP	BK
2022	NY Yankees, Los Angeles	0	0	0.00	1	0	0	0	0	1.0	0	0	0	0	1	1	2	0	0
	All-Star Game Totals	0	0	0.00	1	0	0	0	0	1.0	0	0	0	0	1	1	2	0	0

Cortes' Career Fielding Record

Position	PCT	G	PO	A	E	TC	DP
Pitcher	.949	104	14	23	2	39	4

Cortes' Regular Season Batting Record

Year	Team	AVG	G	AB	R	H	2B	3B	HR	RBI	SH	SF	HP	BB	SO	SB	CS	
2023	NY Yankees	Did Not Bat																
	Major League Totals	.000	105*	1	0	0	0	0	0	0	0	0	0	0	0	0	0	

*Has pitched in 104 Major League games but has appeared in 105 Major League games overall, pinch running on 7/30/21 at Miami.

Cortes' Career Bests and Streaks

COMPLETE GAMES: 1, 9/25/22 vs. BOS (6.0IP). **LOW-HIT COMPLETE GAME:** 1, 9/25/22 vs. BOS (6.0IP). **IP (START):** 8.0 - 2 times (last on 5/26/22 at TB). **IP (RELIEF):** 5.0, 6/15/19 at CWS. **HITS:** 8 - 2 times (last on 7/8/22 at BOS). **RUNS:** 8, 8/14/20 at HOU. **EARNED RUNS:** 7 - 2 times (last on 4/30/23 at TEX). **WALKS:** 4 - 5 times (last on 4/30/23 at TEX). **STRIKEOUTS:** 12 - 2 times (last on 10/1/22 vs. BAL). **HOME RUNS:** 3 - 2 times (last on 4/30/23 at TEX). **WINNING STREAK:** 6g, 9/14/22-4/20/23. **LOSING STREAK:** 3g, 9/15/19-8/10/21. **SCORELESS STREAK:** 16.0IP, 10/1/21-4/23/22.

Pitcher of the Month: None

Player of the Week: None

Rookie of the Month: None



FRONT OFFICE
2024 YANKEES
CORTES
2023 REVIEW
OPPONENTS
HISTORY & RECORDS
YANKEE STADIUM
PLAYER DEVELOPMENT
MEDIA

JASSON DOMÍNGUEZ • OF

89

HT: 5-10 • **WT:** 218 • **BATS:** S • **THROWS:** R
BIRTHDATE: 2/7/03 • **OPENING DAY AGE:** 21
BIRTHPLACE: Esperanza, D.R.
RESIDES: Esperanza, D.R.
M.L. SERVICE: 31 days (Rookie)



STATUS

- ▶ Was originally signed by the Yankees as a non-drafted free agent on July 2, 2019.

CAREER NOTES

- ▶ Is just the second Yankee in franchise history to hit at least 4HR through his first eight career games, joining Shelley Duncan (5HR in 2007)...also match the sixth-most HR by any Major League player in the Modern Era (since 1900) through his first eight career games, trailing only Trevor Story (7HR in 2016), Shelley Duncan (5HR in 2007), Sam Horn (5HR in 1987), Kyle Lewis (5HR in 2019) and Mark Quinn (5HR in 1999).
- ▶ Is the sixth Yankee in franchise history to record five extra-base hits through his first eight career games, joining Clint Frazier (six in 2017), Yangervis Solarte (six in 2014), Steve Whitaker (six in 1966), Shelley Duncan (five in 2007) and Tommy Henrich (five in 1937).

2023

- ▶ Saw his first Major League action, batting .258/303/677 (8-for-31) with 6R, 1 double, 4HR, 7RBI, 2BB and 15B in eight games with the Yankees before being placed on the injured list...reached base in seven of those games.
- ▶ Became the youngest Major League player in the Modern Era (since 1900) to hit 4HR through his first seven career games (confirmed by *Elias*)...his 4HR matched the third-most by a Major League player through his first seven career games in the Modern Era (since 1900), trailing only Trevor Story (7HR) and Mark Quinn (5HR)...was just the 18th Major League player in the Modern Era to do so.
- ▶ Was just the fourth Yankee to record at least five extra-base hits through his first seven career games, joining Clint Frazier (6XBH in 2017), Yangervis Solarte (6XBH in 2014) and Steve Whitaker (6XBH in 1966).
- ▶ Was the sixth Yankee in the last 72 years (since 1952) to record at least 7RBI through his first seven career games, joining Shelley Duncan (8RBI in 2007), Clint Frazier (8RBI in 2017), Hideki Matsui (8RBI in 2003), Yangervis Solarte (7RBI in 2014) and Steve Whitaker (7RBI in 1966).
- ▶ Three of his 4HR gave the Yankees the lead.
- ▶ Batted third in the starting lineup in seven of his eight games (did so at his youngest at 20y, 213 days)...was the youngest Yankee to bat third in the starting lineup since Bobby Murcer (20y, 134d) on 10/1/66 at Chicago-AL...only Bobby Murcer (eight times at a younger 20 in 1966), Mickey Mantle (18 times total: eight times at 19 years old in 1951 and 10 times at a younger 20 in 1952) and Johnny Priest (twice at a younger 20 in 1911) have batted third in the Yankees' starting lineup at a younger age.
- ▶ Hit safely in each of his first five career games, becoming just the third Yankee in the last 43 years (since 1981) to hit safely in each of his first five career games (also Hideki Matsui in 2003 and Oscar Azocar in 1990).
- ▶ Was signed to a Major League contract and selected to the active roster on 9/1...made his Major League debut that night at Houston and homered in his first plate appearance with a two-run shot in the first inning (1-for-4, 1R, 1HR, 2RBI)...became the sixth Yankees player in franchise history to hit a home run in his first plate appearance, joining Aaron Judge and Tyler Austin on 8/13/16 vs. Tampa Bay, Andy Phillips on 9/26/04 at Boston, Marcus Thames on 6/10/02 vs. Arizona and John Miller on 9/11/66 at Boston.
- ▶ At 20 years, 206 days old on the day of his debut, was the youngest Yankee to appear in a game since RHP José Rijo (19y, 54d) on 7/6/84 at Minnesota...was the youngest position player to appear in a game for the Yankees since Stan Javier (20y, 111d) on 4/29/84 vs. Milwaukee...was the youngest Yankee to make his Major League debut since Stan Javier (20y, 97d) on 4/15/84 vs. Chicago-AL...was the ninth-youngest Yankee to make his Major League debut as a starter and the sixth-youngest position player in franchise history to do so, trailing only Bobby Murcer (19y, 111d at SS on 9/8/65 vs. Washington-AL), Mickey Mantle (19y, 179d in RF on 4/17/51 vs. Boston), Bobby Richardson (19y, 351d at 2B on 8/5/55 vs. Detroit), Al Downing (20y, 21d as SP on 7/19/61-G2 at Washington-AL), Gene Nelson (20y, 152d as SP on 5/4/81 at California), Don Johnson (20y, 159d as SP on 4/20/47-G2 at Philadelphia-AL), Bill Lamar (20y, 182d in CF on 9/19/1917 vs. Cleveland) and Andy Carey (20y, 197d at 3B on 5/2/52 vs. Detroit)...was the youngest position player to make his big league debut as a starter since Murcer.
- ▶ At 20 years, 206 days old, became the youngest Yankee to homer in his Major League debut...was the youngest Yankee to homer since Bobby Murcer (19y, 117d) on 9/14/65 at Washington-AL...only four players in franchise history have homered at a younger age than Domínguez: Bobby Murcer (19y, 117d on 9/14/65 at Washington-AL), Mickey Mantle (did so 15 times from 1951-52, including his youngest at 19y, 193d on 5/1/51 at Chicago-AL), Lou Gehrig (20y, 100d on 9/27/1923 at Boston) and Ross Moschitto (20y, 123d on 6/18/65 vs. Minnesota).



- ▶ According to *Elias*, was the fifth-youngest player in Major League history to homer in his first plate appearance, trailing only the New York Giants' Whitey Lockman (18y, 345d on 7/5/45 vs. St. Louis-NL), Texas' Jurickson Profar (19y, 195d on 9/2/12 at Cleveland), Cincinnati's Ted Tappe (19y, 224d on 9/14/50-G1 at Brooklyn) and Chicago-NL's Starlin Castro (20y, 44d on 5/7/10 at Cincinnati)...*Elias* also notes he was the ninth-youngest player since 1900 to homer in his Major League debut, trailing only the New York Giants' Whitey Lockman (18y, 345d on 7/5/45 vs. St. Louis-NL), Detroit's Denny McLain (19y, 176d on 9/21/63 vs. Chicago-AL), Texas' Jurickson Profar (19y, 195d on 9/2/12 at Cleveland), Cincinnati's Ted Tappe (19y, 224d on 9/14/50-G1 at Brooklyn), Chicago-NL's Starlin Castro (20y, 44d on 5/7/10 at Cincinnati), Kansas City's Clint Hurdle (20y, 50d on 9/18/77 vs. Seattle), Florida's Miguel Cabrera (20y, 63d on 6/20/03 vs. Tampa Bay) and Tampa Bay's Wander Franco (20y, 113d on 6/22/21 vs. Boston).
- ▶ According to ESPN Stats & Info, with his first HR coming off Justin Verlander, he became the second player in Major League history to homer in his first career AB off a reigning Cy Young Award winner (also Marcus Thames on 6/10/02 vs. Arizona off Randy Johnson).
- ▶ With C Austin Wells also making his Major league debut on 9/1 at Houston, it marked the 12th time in franchise history two players made their Major League debuts as starters in the same game, the third such time in the last 54 years (since 1970) and fourth in the last 77 years (since 1947), joining Aaron Judge and Tyler Austin on 8/13/16 vs. Tampa Bay, Dean Anna and Masahiro Tanaka on 4/4/14 at Toronto, and John Ellis and Jim Lyttle on 5/17/69 vs. California...also marked the seventh time in franchise history two players age 24-or-younger made their Major League debuts as starters in the same game...joined Tyler Austin and Aaron Judge on 8/13/16 vs. Tampa Bay, John Ellis and Jim Lyttle on 5/17/69 vs. California, Yogi Berra and Bobby Brown on 9/22/46-G1 vs. Philadelphia-AL, Billy Johnson and Snuffy Stirnweiss on 4/22/43 vs. Washington-AL, Ben Chapman and Dusty Cooke on 4/15/30 at Philadelphia-AL, and Howie Camp, Chick Fewster and Bill Lamar on 9/19/1917 vs. Cleveland.
- ▶ Was one of six Yankees players age 24-or-younger to start from 9/2-3 (also Oswaldo Cabrera, Oswald Peraza, Everson Pereira, Anthony Volpe and Austin Wells)...it marked the first time the Yankees had six players 24-or-younger start in the same game since 9/11/69 at Washington-AL and just the fifth and sixth such occurrences in the last 91 years (since 1933)...marked the first time since 9/18/32-G2 that the Yankees had six such position players start in the same game.
- ▶ Hit a go-ahead two-run HR in the sixth inning on 9/3 at Houston...became just the fourth Yankee in franchise history to hit 2HR in his first three career games...joined Aaron Judge (2016), Joe Lefebvre (1980) and Yogi Berra (1946)...according to ESPN Stats & Info, became the first player at age 20-or-younger to hit a HR in two of his first three career games since 1900.
- ▶ His 4RBI through his first three games matched the most by a Yankee through his first three career games in the last 40 years (since 1984)...joined Miguel Andújar (2017) and Yangelvis Solarte (2014).
- ▶ Recorded a career-high 3H on 9/6 vs. Detroit, including a go-ahead solo HR in the third inning...became just the sixth Yankee in franchise history to record at least 3H in a game at age 20 years, 211 days-or-younger...joined Bobby Murcer (once in 1965 at 19), Mickey Mantle (eight times: six times in 1951 at 19 and twice in 1952 at 20), Lou Gehrig (once in 1923 at 20), Bill Lamar (once in 1917 at 20) and Ray Keating (once in 1912 at 19)...also became just the second Yankee to hit 3HR in his first five career games, joining Shelley Duncan (also 3HR in 2007)...was just the fourth Yankee in franchise history to record at least four extra-base hits through his first five career games...joined Steve Whitaker (5XBH in 1966), Tommy Henrich (4XBH in 1937) and Yangelvis Solarte (4XBH in 2014).
- ▶ With INF Oswald Peraza also collecting three hits on 9/6 vs. Detroit, it marked just the second time in the last 51 years (since 1973) that the Yankees had two players age 23-or-younger record at least three hits in the same game...Gary Sánchez (23) and Ronald Torreyes (23) also did so on 8/19/16 at Los Angeles-AL.
- ▶ Hit his fourth home run of the season on 9/8 vs. Milwaukee with a go-ahead two-run shot in the third inning...became the second Yankee in franchise history to hit 4HR through his first seven career games, joining Shelley Duncan (also 4HR in 2007)...also became the youngest Major League player in the Modern Era (since 1900) to hit 4HR through his first seven career games (confirmed by *Elias*)...his 4HR matched the third-most by a Major League player through his first seven career games in the Modern Era (since 1900), trailing only Trevor Story (7HR) and Mark Quinn (5HR)...was just the 18th Major League player in the Modern Era to do so...was just the fourth Yankee to record at least five extra-base hits through his first seven career games, joining Clint Frazier (6XBH in 2017), Yangelvis Solarte (6XBH in 2014) and Steve Whitaker (6XBH in 1966)...also recorded his first career stolen base...at 20 years, 213 days, was the youngest Yankee to steal a base since Bobby Murcer (20 years, 126 days) on 9/23/66 vs. Boston...was just the second Yankee in franchise history to homer and steal a base in a game at age 20-or-younger, joining Mickey Mantle (three times: twice at 19 in 1951 and once at 20 in 1952).
- ▶ Was placed on the 10-day injured list on 9/11 (retroactive to 9/10) with a right UCL tear...underwent "Tommy John" reconstruction surgery on 9/20, which included the addition of internal bracing...the surgery was performed by Dr. Keith Meister in Arlington, Texas...was transferred to the 60-day injured list on 9/30.
- ▶ Spent the majority of the season in the minors, combining to hit .265/.377/.425 (121-for-456) with 89R, 22 doubles, 3 triples, 15HR, 76RBI, 83BB and 40SB in 118 games with Double-A Somerset and Triple-A Scranton/Wilkes-Barre.
- ▶ Began the season with Double-A Somerset, hitting .254/.367/.414 (108-for-425) with 83R, 19 doubles, 2 triples, 15HR, 66RBI, 77BB and 37SB in 109 games...over his final 33 games with Somerset (7/14-8/20), batted .354/.416/.549 (51-for-144) with 27R, 11 doubles, 1 triple, 5HR, 27RBI, 16BB and 13SB.
- ▶ Was named the "Eastern League Player of the Week" for 8/14-20 after batting .464 (13-for-28) with 8R, 5 doubles, 2HR, 8RBI, 3BB and 1SB.
- ▶ Was named an Eastern League Postseason All-Star and the league's "Top MLB Prospect"...at the time of his promotion to Triple-A Scranton/Wilkes-Barre on 8/22, led all Eastern League hitters in runs and walks, ranked second in hits, third in stolen bases, fourth in OBP and total bases (176), and tied for fourth in RBI.
- ▶ In nine games with the RailRiders, hit .419/.514/.581 (13-for-31) with 6R, 3 doubles, 1 triple, 10RBI, 6BB and 3SB.
- ▶ At the time of his Major League call-up, was ranked by MLB Pipeline as the No. 2 prospect in the Yankees organization and the No. 78 prospect in all of baseball...was also tabbed by *Baseball America* as the No. 3 prospect in the Yankees system and the No. 60 prospect in all of baseball.



- ▶ Following the season, was tabbed by *Baseball America* as the Yankees' No. 1 prospect and the No. 16 overall prospect in baseball...was also tabbed by the publication as "Best Power Hitter," "Best Strike-Zone Discipline," "Fastest Baserunner," "Best Athlete" and "Best Outfield Arm"...was also named by MLB Pipeline as the No. 41 overall prospect in baseball.

2022

- ▶ Combined to hit .273 (123-for-451) with 92R, 23 doubles, 7 triples, 16HR, 59RBI, 72BB and 37SB in 120 combined games with Single-A Tampa, High-A Hudson Valley and Double-A Somerset...led all Yankees minor leaguers in runs scored, ranked second in hits, triples and total bases (208), third in walks, tied for third in XBH (46) and tied for fourth in stolen bases.
- ▶ Began the season with Single-A Tampa, hitting .265 (73-for-275) with 54R, 17 doubles, 2 triples, 9HR, 36RBI, 46BB and 19SB in 75 games.
- ▶ Played in the SiriusXM All-Star Futures Game in Los Angeles on 7/16, starting in CF (1-for-2, 1R, 1HR, 2RBI).
- ▶ Was promoted to High-A Hudson Valley on 7/22 and hit .306 (48-for-157) with 33R, 6 doubles, 4 triples, 6HR, 22RBI, 23BB and 17SB in 40 games...was named the South Atlantic League "Player of the Week" for 9/5-11 after he hit .400 (8-for-20) with 5R, 1 triple, 3HR, 6RBI and 4BB.
- ▶ Was promoted to Double-A Somerset on 9/13, playing in five games...in five postseason games with Somerset, hit .450 (9-for-20) with 7R, 1 double, 3HR, 10RBI and 5BB...reached base five times and hit 2HR (one from each side of the plate) in the Eastern League championship game vs. Erie (3-for-4, 2R, 2HR, 6RBI, 2BB).
- ▶ Played for the Mesa Solar Sox in the Arizona Fall League, hitting .159 (11-for-69) with 9R, 4 doubles, 3RBI, 8BB and 5SB in 20 games...was named an AFL Fall Star.
- ▶ Following the season, was tabbed as the No. 47 overall prospect by MLB Pipeline...was also tabbed by *Baseball America* as the No. 3 prospect in the Yankees organization and the No. 67 prospect in baseball...was named an Organization All-Star by MiLB.com...was named a Florida State League Postseason All-Star and the FSL's "Top MLB Prospect."

2021

- ▶ Made his professional debut, combining to hit .252 (52-for-206) with 31R, 9 doubles, 1 triple, 5HR, 19RBI, 27BB and 9SB in 56 games between the FCL Yankees (7G) and Low-A Tampa (49G).
- ▶ Played in the SiriusXM All-Star Futures Game in Colorado.
- ▶ Following the season, was rated as the Yankees' No. 3 prospect and the No. 87 overall prospect by *Baseball America*...was also tabbed by *Baseball America* as the No. 7 prospect in the Low-A Southeast League.

2020

- ▶ Did not play due to the COVID-19 pandemic.
- ▶ Following the season, was named the Yankees' No. 1 prospect and No. 33 overall prospect by *Baseball America*...was also tabbed by the publication as the "Best Power Hitter," "Fastest Baserunner," "Best Athlete," "Best Defensive Outfielder" and as having the "Best Outfield Arm" among Yankees farmhands.

PERSONAL

- ▶ First name is pronounced "JAY-sun."
- ▶ Was the top-ranked prospect by MLB.com for the 2019 international signing period.

Domínguez's Career Batting Record

Year	Club	AVG	G	AB	R	H	2B	3B	HR	RBI	SH	SF	HP	BB	SO	SB	CS	E	OBP	SLG
2019																				
2020																				
2021	FCL Yankees	.200	7	20	5	4	0	0	0	1	0	0	1	6	6	2	0	0	.407	.200
	Tampa	.258	49	186	26	48	9	1	5	18	0	2	5	21	67	7	3	2	.346	.398
2022	Tampa	.265	75	275	54	73	17	2	9	36	0	1	2	46	89	19	6	6	.373	.440
	Hudson Valley	.306	40	157	33	48	6	4	6	22	0	2	2	23	34	17	1	1	.397	.510
	Somerset	.105	5	19	5	2	0	1	1	1	0	0	0	3	5	1	0	0	.227	.368
2023	Somerset	.254	109	425	83	108	19	2	15	66	0	4	1	77	130	37	7	3	.367	.414
	Scranton/WB	.419	9	31	6	13	3	1	0	10	0	0	0	6	3	3	1	0	.514	.581
	YANKEES - a	.258	8	31	6	8	1	0	4	7	0	0	0	2	8	1	0	0	.303	.677
	Minor League Totals	.266	294	1113	212	296	54	11	36	154	0	9	11	182	334	86	18	12	.372	.431
	Major League Totals	.258	8	31	6	8	1	0	4	7	0	0	0	2	8	1	0	0	.303	.677

Was signed by the Yankees as a non-drafted free agent on 7/2/19.

a - Was placed on the 10-day injured list on September 11, 2023 (retroactive to September 10) with a right UCL tear...was transferred to the 60-day injured list on September 30, 2023 and missed the remainder of the season.

Domínguez's Career Fielding Record

Position	PCT	G	PO	A	E	TC	DP
Outfield	1.000	8	16	0	0	16	0

Domínguez's Career Home Run Chart

MULTI-HOMER GAMES: None. **GRAND SLAMS:** None. **PINCH-HIT HR:** None. **INSIDE-THE-PARK HR:** None. **WALK-OFF HR:** None. **LEADOFF HR:** None.

Domínguez's Career Bests and Streaks

HITS: 3, 9/6/23 vs. DET. **RUNS:** 1 - 6 times (last on 9/8/23 vs. MIL). **2B:** 1, 9/5/23 vs. DET. **3B:** None. **HR:** 1 - 4 times (last on 9/8/23 vs. MIL). **RBI:** 2 - 3 times (last on 9/8/23 vs. MIL). **BB:** 1 - 2 times (last on 9/8/23 vs. MIL). **SO:** 3, 9/9/23 vs. MIL. **SB:** 1, 9/8/23 vs. MIL. **HIT STREAK:** 5g, 9/1-6/23. **"WALK-OFF" HITS:** None.

Player of the Month: None

Player of the Week: None

Rookie of the Month: None



SCOTT EFFROSS • RHP

59

HT: 6-2 • **WT:** 202 • **BATS:** R • **THROWS:** R
BIRTHDATE: 12/28/93 • **OPENING DAY AGE:** 30
BIRTHPLACE: Twinsburg, Ohio
RESIDES: Twinsburg, Ohio
COLLEGE: Indiana University
M.L. SERVICE: 2 years, 37 days



FRONT OFFICE

2024 YANKEES
EFFROSS

2023 REVIEW

OPPONENTS

HISTORY & RECORDS

YANKEE STADIUM

PLAYER DEVELOPMENT

MEDIA

STATUS

- ▶ Was acquired by the Yankees from the Chicago Cubs in exchange for RHP Hayden Wesneski on August 1, 2022.

CAREER NOTES

- ▶ Has made one Opening Day roster (2022 with Chicago-NL).

2023

- ▶ Missed the entire season recovering from right elbow surgery.

2022

- ▶ In his first full season at the Major League level, combined with the Chicago Cubs and Yankees to go 1-4 with a 2.54 ERA (56.2IP, 45H, 23R/16ER, 15BB, 62K, 3HR) and four saves in 60 games (one start)...opponents hit .214/.269/.295 (45-for-210, 3HR); LH .127/.225/.211 (9-for-71, 2HR); RH .259/.293/.338 (36-for-139, 1HR).
- ▶ Did not allow a run in 48 of his 60 appearances.
- ▶ Stranded 29 of his 33 inherited runners (87.9%), the second-best mark in the Majors behind Tampa Bay's Jason Adam (90.3%).
- ▶ In 13 relief appearances with the Yankees, recorded three saves and posted a 2.13 ERA (12.2IP, 9H, 4R/3ER, 4BB, 12K, 1HR)...held opponents to a .196 (9-for-46) BA...did not allow a run in 11 of 13 appearances with the Yankees.
- ▶ His .127 opponents' batting average vs. left-handed batters was the third-lowest in the Majors (min. 80BF).
- ▶ Began the season with Chicago-NL, going 1-4 with a 2.66 ERA (44.0IP, 36H, 19R/13ER, 11BB, 50K, 2HR) and one save in 47 appearances (one start)...allowed just 4-of-28 (14.3%) of inherited runners to score.
- ▶ Made his first career start on 5/3 vs. Chicago-AL, opening the game with 1.1 innings (2H, 2R/0ER, 0BB, 0K).
- ▶ Posted a 1.42 ERA (19.0IP, 3ER) and 16K over his final 20 relief appearances of the season from 7/12-10/3...tossed a career-high 8.1 scoreless innings over nine appearances from 7/12-8/5 (5H, 3BB, 6K).
- ▶ Recorded his first career save on 7/25 vs. Pittsburgh, tossing a scoreless ninth inning (1.0IP, 1H, 1K).
- ▶ Was acquired by the Yankees from the Chicago Cubs in exchange for RHP Hayden Wesneski on 8/1.
- ▶ Made his Yankees debut on 8/2 vs. Seattle (0.2IP, 1H).
- ▶ Did not allow an earned run over his final 9.2 innings (8/9-10/3)...opponents hit .152 (5-for-33) with 3BB and 1HP over that span.
- ▶ Earned his second save of the season on 8/13 at Boston after tossing a scoreless ninth inning (2H, 1K).
- ▶ Was placed on the 15-day injured list on 8/22 (retroactive to 8/21) with a right shoulder strain...had pitched in 55 games prior to being placed on the injured list, tied for the second-most games in the Majors at that time.
- ▶ Made one rehab appearance with Triple-A Scranton/Wilkes-Barre on 9/18 vs. Worcester, tossing 1.0IP (3H, 2ER, 1HR)...was returned from rehab and reinstated from the 15-day injured list on 9/22...missed 27 team games.
- ▶ Made his first appearance after returning from the injured list on 9/24 vs. Boston, earning his third save of the season and second with the Yankees (1H, 1BB, 1K, 1HP)...marked his first appearance since 8/20 vs. Toronto.
- ▶ Recorded his fourth save of the season in his final appearance of the year on 10/3 at Texas, tossing a perfect ninth inning (1K).
- ▶ Missed the entire postseason after undergoing right elbow UCL reconstruction surgery on 10/13...the surgery was performed by Dr. David Altchek at the Hospital for Special Surgery.

2021

- ▶ Saw his first Major League action with the Cubs, going 2-1 with a 3.68 ERA (14.2IP, 13H, 6ER/ER, 1BB, 18K, 2HR) in 14 relief appearances...opponents batted .250/.293/.423 (13-for-52, 2HR); LH .227 (5-for-22, 0HR); RH .267/.273/.533 (8-for-30, 2HR).
- ▶ Did not allow a run in 10 of his 14 appearances with the Cubs.
- ▶ Spent the majority of the season in the minors, combining to go 7-2 with two saves and a 3.41 ERA (60.2IP, 44H, 28R/23ER, 15BB, 66K, 8HR) in 31 games (two starts).
- ▶ Began the season with Double-A Tennessee, going 3-0 with a 2.89 ERA (18.2IP, 16H, 9R/6ER, 5BB, 20K, 2HR) in eight relief appearances.
- ▶ Was promoted to Triple-A Iowa on 6/2 and went 4-2 with two saves and a 3.64 ERA (42.0IP, 28H, 19R/17ER, 10BB, 46K, 6HR) in 23 games (two starts).



- ▶ Was signed to a Major League contract and selected to the active roster on 8/28.
- ▶ Made his Major League debut on 8/29 at Chicago-AL (0.2IP, 1H, 2ER, 1K, 1HR, 1HP)...struck out César Hernández swinging in the sixth to pick up his first Major League strikeout.
- ▶ Set career highs in innings pitched and strikeouts on 9/2 vs. Pittsburgh (2.0IP, 4K).
- ▶ Tossed a scoreless inning of relief 9/4 vs. Pittsburgh to pick up his first Major League win (1.0IP, 1H, 1K).
- ▶ Suffered his first career loss on 9/18 at Milwaukee (0.2IP, 3H, 2ER, 1K, 1HR).

2020

- ▶ Did not pitch due to the COVID-19 pandemic.

2019

- ▶ Combined with Double-A Tennessee, AZL Cubs and Single-A Myrtle Beach to go 2-2 with a 4.33 ERA (52.0IP, 52H, 26R/25ER, 10BB, 33K, 3HR) in 28 appearances (one start).
- ▶ Spent the majority of the season with Double-A Tennessee, going 1-2 with a 5.88 ERA (33.2IP, 39H, 23R/22ER, 9BB, 17K, 3HR) in 17 games (one start).
- ▶ Was placed on the minor league disabled list with a left ankle sprain from 6/13-8/5...made three scoreless rehab appearances with the AZL Cubs (1-0, 3.2IP, 1H).
- ▶ Finished the season with Single-A Myrtle Beach, posting a 1.84 ERA (14.2IP, 12H, 3R/ER, 1BB, 13K, 0HR) in eight relief appearances.
- ▶ Following the season, pitched for the Mesa Solar Sox in the Arizona Fall League, posting a 1.80 ERA (10.0IP, 12H, 2R/ER, 1BB, 9K, 0HR) in eight games.

2018

- ▶ In 44 relief appearances with Double-A Tennessee, went 2-6 with one save and a 5.97 ERA (63.1IP, 83H, 45R/42ER, 20BB, 60K, 7HR)...his 44 appearances were tied for the third-most among Cubs minor leaguers.

2017

- ▶ Spent the entire season with Single-A Myrtle Beach, going 5-2 with nine saves and a 3.40 ERA (79.1IP, 80H, 35R/30ER, 26BB, 74K, 1HR) in 42 games (two starts)...ranked among Cubs minor leaguers in saves (tied for fifth) and appearances (tied for sixth).

2016

- ▶ Combined with Single-A South Bend and Single-A Myrtle Beach to go 7-0 with two saves and a 3.23 ERA (64.0IP, 69H, 29R/23ER, 16BB, 59K, 1HR) in 41 relief appearances.
- ▶ Spent the majority of the season with Single-A South Bend, going 6-0 with two saves and a 2.77 ERA (52.0IP, 54H, 22R/16ER, 13BB, 53K, 1HR) in 32 games.
- ▶ Was promoted to Single-A Myrtle Beach on 8/13 and went 1-0 with a 5.25 ERA (12.0IP, 15H, 7R/ER, 3BB, 6K, 0HR) in nine appearances.

2015

- ▶ In his professional debut, combined with the AZL Cubs and short-season Single-A Eugene to go 0-1 with two saves and a 2.14 ERA (21.0IP, 16H, 6R/5ER, 5BB, 17K, 1HR) in 12 relief appearances.
- ▶ Began the season with the AZL Cubs, going 0-1 with a 4.05 ERA (6.2IP, 7H, 3R/ER, 0BB, 6K, 1HR) in five relief appearances.
- ▶ Was promoted to Single-A Eugene on 8/9 and recorded two saves with a 1.26 ERA (14.1IP, 9H, 3R/2ER, 5BB, 11K, 0HR) in seven relief appearances.

PERSONAL

- ▶ Full name is Scott Benjamin-Morton Effross.
- ▶ Switched to a side-arm pitching delivery in 2019.
- ▶ Went 15-8 with 12 saves and a 2.27 ERA in 81 appearances over three seasons at Indiana University...ranks among Indiana's all-time leaders in appearances (81, fourth), saves (12, sixth) and ERA (eighth)...was named a Louisville Slugger Freshman All-American by the Collegiate Baseball newspaper...voted Second Team All-Big Ten by the conference's coaches and placed on the All-Freshman team.
- ▶ Graduated from Twinsburg High School in Twinsburg, Ohio.



Effross' Career Pitching Record

Year	Club	W	L	ERA	G	GS	CG	SHO	SV	IP	H	R	ER	HR	HP	BB	SO	WP	BK	
2015	AZL Cubs	0	1	4.05	5	0	0	0	0	6.2	7	3	3	1	0	0	6	0	0	
	Eugene	0	0	1.26	7	0	0	0	2	14.1	9	3	2	0	0	5	11	1	0	
2016	South Bend	6	0	2.77	32	0	0	0	2	52.0	54	22	16	1	1	13	53	2	0	
	Myrtle Beach	1	0	5.25	9	0	0	0	0	12.0	15	7	7	0	0	3	6	1	0	
2017	Myrtle Beach	5	2	3.40	42	2	0	0	9	79.1	80	35	30	1	6	26	74	2	1	
2018	Tennessee	2	6	5.97	44	0	0	0	1	63.1	83	45	42	7	3	20	60	2	0	
2019	Tennessee	1	2	5.88	17	1	0	0	0	33.2	39	23	22	3	0	9	17	3	0	
	AZL Cubs 2	1	0	0.00	3	0	0	0	0	3.2	1	0	0	0	1	0	3	0	0	
	Myrtle Beach	0	0	1.84	8	0	0	0	0	14.2	12	3	3	0	1	1	13	0	0	
2020	Did Not Pitch - COVID-19 Pandemic																			
2021	Tennessee	3	0	2.89	8	0	0	0	0	18.2	16	9	6	2	1	5	20	0	0	
	Iowa	4	2	3.64	23	2	0	0	2	42.0	28	19	17	6	5	10	46	0	0	
	CHICAGO-NL	2	1	3.68	14	0	0	0	0	14.2	13	6	6	2	3	1	18	1	0	
2022	CHICAGO-NL	1	4	2.66	47	1	0	0	1	44.0	36	19	13	2	0	11	50	0	1	
	YANKEES-a, b	0	0	2.13	13	0	0	0	3	12.2	9	4	3	1	1	4	12	0	0	
	Scranton/WB	0	1	18.00	1	0	0	0	0	1.0	3	2	2	1	0	0	0	0	0	
2023	Did Not Pitch - Injured - c																			
Minor League Totals		23	14	3.96	199	5	0	0	16	341.1	347	171	150	22	18	92	309	11	1	
AL Totals		0	0	2.13	13	0	0	0	3	12.2	9	4	3	1	1	4	12	0	0	
NL Totals		3	5	2.91	61	1	0	0	1	58.2	49	25	19	4	3	12	68	1	1	
Major League Totals		3	5	2.78	74	1	0	0	4	71.1	58	29	22	5	4	16	80	1	1	

Selected by the Chicago Cubs in the 15th round of the 2015 First-Year Player Draft.

a - Acquired by the Yankees from the Chicago Cubs in exchange for RHP Hayden Wesneski on August 1, 2022.

b - Placed on the 15-day injured list from August 22 (retroactive to August 21) - September 22, 2022 with a right shoulder strain.

c - Placed on the 60-day injured list on March 30, 2023 recovering from right elbow surgery and missed the entire season.

Effross' Career Fielding Record

Position	PCT	G	PO	A	E	TC	DP
Pitcher	1.000	74	0	7	0	7	1

Effross' Regular Season Batting Record

Year	Team	AVG	G	AB	R	H	2B	3B	HR	RBI	SH	SF	HP	BB	SO	SB	CS
2023	NYY																
Major League Totals		-	74	0	0	0	0	0	0	1	0	1	0	0	0	0	0

Effross' Career Bests and Streaks

COMPLETE GAMES: None. **LOW-HIT COMPLETE GAME:** None. **IP (START):** 1.1, 5/3/22 vs. CWS. **IP (RELIEF):** 2.0 - 4 times (last on 6/2/22 vs. STL). **HITS:** 3 - 4 times (last on 8/7/22 at STL). **RUNS:** 3 - 3 times (last on 8/7/22 at STL). **WALKS:** 2, 7/29/22 at SF. **STRIKEOUTS:** 4, 9/2/21 vs. PIT. **HOME RUNS:** 1 - 5 times (last on 8/7/22 at STL). **WINNING STREAK:** 2g, 9/4-6/21. **LOSING STREAK:** 3g, 6/14-7/4/22. **SCORELESS STREAK:** 8.1IP, 7/12-8/5/22.

Reliever of the Month: None

Player of the Week: None

Rookie of the Month: None

DEREK JETER'S FAREWELL SPEECH FOLLOWING THE FINAL GAME AT THE ORIGINAL YANKEE STADIUM September 21, 2008

"For all of us up here, it's a huge honor to put this uniform on every day and come out here and play. Every member of this organization, past and present, has been calling this place home for 85 years. There's a lot of tradition, a lot of history, and a lot of memories. Now, the great thing about memories, is you're able to pass [them] along from generation to generation. And although things are going to change next year - we're going to move across the street - there are a few things with the New York Yankees that never change. That's pride, it's tradition, and most of all, we have the greatest fans in the world.

"We're relying on you to take the memories from this Stadium, add them to the new memories that come at the new Yankee Stadium and continue to pass them on from generation to generation. So, on behalf of the entire organization, we just want to take this moment to salute you, the greatest fans in the world."



CALEB FERGUSON • LHP

64

HT: 6-3 • **WT:** 226 • **BATS:** R • **THROWS:** L
BIRTHDATE: 7/2/96 • **OPENING DAY AGE:** 27
BIRTHPLACE: Columbus, Ohio
RESIDES: Columbus, Ohio
M.L. SERVICE: 5 years, 93 days



STATUS

- ▶ Was acquired by the Yankees from the Los Angeles Dodgers in exchange for LHP Matt Gage and RHP Christian Zazueta on February 5, 2024.

CAREER NOTES

- ▶ Over parts of five Major League seasons with the Los Angeles Dodgers (2018-20, '22-23), has gone 18-9 with five saves and a 3.43 ERA (207.1IP, 185H, 93R/79ER, 82BB, 247K, 24HR) in 201 career games (14 starts).
- ▶ His 2.58 ERA (87.1IP, 25ER) over the last two seasons (2022-23) is the sixth-lowest among Major League left-handed relievers over that span (min. 75.0IP).
- ▶ Has not allowed a run in eight career postseason relief appearances (5.1IP, 0H, 2BB, 5K).
- ▶ Has made three Opening Day rosters (2019-20, '23 with Los Angeles-NL)...missed the entire 2021 season on the 60-day injured list and began the 2022 season on the 10-day injured list.

2023

- ▶ Made 68 appearances (seven starts) for the Dodgers, going 7-4 with three saves and a 3.43 ERA (60.1IP, 64H, 30R/23ER, 23BB, 70K, 4HR)...opponents batted .269 (64-for-238, 4HR); LH .266 (21-for-79, 2HR); RH .270 (43-for-159; 2HR)...posted career highs in appearances, innings pitched, strikeouts and saves...matched his career high in wins (also seven wins in 2018).
- ▶ His 68 appearances were tied for the most on the Dodgers...of his 68 appearances, tossed 1.0 inning-or-less in 66 of those games.
- ▶ Posted a 10.44 K/9.0IP ratio...recorded at least 1K in 46 games and 2K-or-more in 20 of those appearances.
- ▶ In 36 appearances (three starts) at Dodger Stadium, went 4-0 with two saves and a 1.10 ERA (32.2IP, 22H, 7R/4ER, 8BB, 42K, 2HR)...held opposing batters to a .190 batting average.
- ▶ As a reliever, went 7-2 with three saves and a 3.02 ERA (53.2IP, 53H, 25R/18ER, 20BB, 65K, 3HR) in 61 appearances...among Dodgers relievers, ranked second in strikeouts and third in appearances and innings pitched.
- ▶ Among National League left-handed relievers, ranked sixth in HR/9.0IP (0.50) and groundball percentage (50.7).
- ▶ Was used as an "opener" seven times: 6/11 at Philadelphia, 8/19 vs. Miami-G1, 8/24 at Cleveland, 8/27 at Boston, 9/19 vs. Detroit, 9/22 vs. San Francisco and 9/26 at Colorado-G1.
- ▶ Allowed just 3R/2ER over his first 21 appearances to begin the season from 3/31-5/22, going 3-0 with one save and a 0.98 ERA (18.1IP, 15H, 5BB, 22K, 0HR)...his 0.98 ERA was the 10th-lowest among pitchers over that span (min. 15.0IP).
- ▶ Made his season debut on 3/31 vs. Arizona, tossing a scoreless ninth inning (1.0IP, 1H, 1K).
- ▶ Recorded an 11.2 scoreless inning streak from 4/11-5/15.
- ▶ Recorded his first win of the season on 4/20 at Chicago-NL (1.0IP, 1HP).
- ▶ Tossed a season-high 1.1IP on 5/3 vs. Philadelphia (later matched on 7/24 vs. Toronto).
- ▶ Was placed on the paternity list from 5/9-12.
- ▶ Picked up his first save of the season on 5/13 vs. San Diego (0.1IP, 1K)...marked his first save since 7/22/18 at Milwaukee.
- ▶ Took the loss in a career-high three straight appearances on 6/6 at Cincinnati, 6/9 at Philadelphia and 6/11 at Philadelphia.
- ▶ Went 4-0 with a 0.77 ERA (23.1IP, 21H, 8R/2ER, 10BB, 26K, 0HR) over a 25-game span from 6/13-8/19-G1...over that stretch, his 0.77 ERA was the second-lowest among Major League pitchers (min. 20.0IP), trailing only Boston's Chris Martin (0.42 ERA).
- ▶ Posted a season-high 14.2 scoreless inning streak from 6/13-7/24...marked his longest scoreless inning streak since his career-long 21.0 scoreless inning streak from 9/9/20-8/15/22.
- ▶ Allowed a career-high-tying 4R/ER on 9/28 at Colorado (0.1IP, 5H, 1K)...had also matched his career high with 4R on 8/5 at San Diego (0ER).
- ▶ Made two scoreless relief appearances in the NLDS vs. Arizona (2.1IP, 0H, 1BB, 2K).
- ▶ Was acquired by the Yankees from the Los Angeles Dodgers in exchange for LHP Matt Gage and RHP Christian Zazueta on 2/1/24.



2022

- ▶ Made 37 appearances (one start) with the Dodgers, going 1-0 with a 1.82 ERA (34.2IP, 23H, 9R/7ER, 17BB, 37K, 1HR)...opponents batted .187 (23-for-123, 1HR); LH .243 (9-for-37, 0HR); RH .163 (14-for-86, 1HR)...posted a career best in ERA.
- ▶ Began the season on the 10-day injured list on 4/4 due to "Tommy John" surgery recovery...commenced a rehab assignment with Triple-A Oklahoma City on 4/28, going 0-1 with an 11.57 ERA (4.2IP, 10H, 8R/6ER, 3BB, 5K, 1HR) in six games (two starts)...was returned from rehab and reinstated from the 10-day injured list on 5/16...missed 33 team games.
- ▶ Made his season with an 18.2 scoreless inning streak from 5/16-8/15, allowing 11 total baserunners over that span (4H/6BB/1HP) and striking out 16 batters...limited opposing batters to a .070 batting average over that span.
- ▶ Made his season debut on 5/16 vs. Arizona (1.0IP, 1BB, 1K)...marked his first Major League appearance since 9/15/20 at San Diego.
- ▶ Was optioned to Triple-A Oklahoma City on 5/17...did not allow a run over four relief appearances (2.2IP, 0H, 1BB, 8K, 1HP)...was recalled from Oklahoma City on 6/2.
- ▶ Was placed on the 15-day injured list from 6/20 (retroactive to 6/17)-7/6 with left forearm tendinitis...missed 18 team games.
- ▶ Recorded his only win of the season on 8/1 at San Francisco (1.0IP, 1K).
- ▶ Posted a career-long 21.0 scoreless inning streak from 9/9/20-8/15/22.
- ▶ Made his only start of the season on 9/4 vs. San Diego, serving as the "opener" (1.0IP, 3K).
- ▶ Did not appear on the Dodgers' NLDS roster.

2021

- ▶ Missed the entire season recovering from "Tommy John" surgery...was placed on the 60-day injured list on 2/19.

2020

- ▶ In 21 appearances (one start) with the Dodgers, went 2-1 with a 2.89 ERA (18.2IP, 16H, 7R/6ER, 3BB, 27K, 4HR)...opponents batted .222 (16-for-72, 4HR); LH .280 (7-for-25, 0HR); RH .191 (9-for-47, 4HR)...also posted a career-low 1.02 WHIP.
- ▶ Recorded a career-high 13.02 K/9.0IP ratio...recorded at least 1K in 15 appearances and 2K-or-more in nine of those games.
- ▶ Thirteen of his first 14 appearances from 7/23-8/27 were scoreless, going 1-0 with a 0.66 ERA (13.2IP, 6H, 1ER, 2BB, 19K, 1HR)...held opponents to a .130 batting average...his 0.66 ERA was the ninth-lowest in the Majors over that span (min. 10.0IP).
- ▶ Recorded his first win of the season on 8/17 vs. Seattle (1.1IP, 1BB, 2K).
- ▶ Made his only start of the season on 8/27 at San Francisco, serving as the "opener" (1.0IP, 0R).
- ▶ Earned his second win of the season on 9/4 vs. Colorado (0.1IP, 2H, 2ER, 0BB, 1K, 1HR).
- ▶ Was placed on the 10-day injured list on 9/16 with a left elbow injury, missing the remainder of the season...underwent "Tommy John" surgery for the second time in his career on 9/22...the surgery was performed by Dr. Neal ElAttrache.

2019

- ▶ Went 1-2 with a 4.84 ERA (44.2IP, 39H, 26R/24ER, 27BB, 54K, 7HR) in 46 games (two starts) with the Dodgers over four stints (3/28-5/27, 6/11-26, 7/18-8/1, 8/6-9/29)...opponents batted .234 (39-for-167, 7HR); LH .194 (14-for-72, 4HR); RH .263 (25-for-95, 3HR).
- ▶ Tossed more than 1.0 inning in nine appearances and 2.0-or-more innings in four of those games.
- ▶ Recorded a 10.88 K/9.0IP ratio...recorded at least 1K in 31 games and 2K-or-more in 20 of those appearances.
- ▶ In 21 appearances (two starts) at Dodger Stadium, went 1-1 with a 2.21 ERA (20.1IP, 15H, 6R/5ER, 12BB, 28K, 3HR)...went 0-1 with a 7.03 ERA (24.1IP, 24H, 20R/19ER, 15BB, 26K, 4HR) on the road.
- ▶ Made his first career Opening Day roster.
- ▶ Made his season debut on 3/29 vs. Arizona (1.0IP, 2K).
- ▶ Was on the 10-day injured list from 4/28-5/16 with a strained oblique...missed 16 team games.
- ▶ Earned his only win of the season on 9/3 vs. Colorado (1.0IP, 2K).
- ▶ Did not appear on the Dodgers' NLDS roster.
- ▶ In 14 combined appearances (one start) with Single-A Rancho Cucamonga and Triple-A Oklahoma City, posted a 1.65 ERA (16.1IP, 9H, 3ER, 6BB, 29K, 1HR) and one save.

2018

- ▶ Saw his first Major League action with the Dodgers, going 7-2 with two saves and a 3.49 ERA (49.0IP, 43H, 21R/19ER, 12BB, 59K, 8HR) in 29 games (three starts) over two stints (6/6, 6/12-10/1)...opponents batted .230 (43-for-187, 8HR); LH .217 (15-for-69, 4HR); RH .237 (28-for-118, 4HR).
- ▶ His first three Major League appearances from 6/6-17 were as a starter, going 0-1 with a 7.59 ERA (10.2IP, 9H, 10R/9ER, 6BB, 12K, 2HR)...transitioned into the bullpen for his final 26 appearances of the season, going 7-1 with two saves and a 2.35 ERA (38.1IP, 34H, 11R/10ER, 6BB, 47K, 6HR).

- ▶ Was signed to a Major League contract and selected to the active roster on 6/6 and made his Major League debut later that night at Pittsburgh...allowed 4ER over 1.2IP (ND, 2H, 3BB, 3K, 2HP)...struck out Francisco Cervelli looking in the first inning for his first Major League strikeout...was optioned to Triple-A Oklahoma City following the game.
- ▶ Was recalled from Oklahoma City on 6/12 and remained with the Major League club for the remainder of the season...made his second career start that night vs. Texas (ND, 4.0IP, 5H, 2ER, 2BB, 3K, 0HR).
- ▶ Tossed a career-high 5.0 innings in his third career Major start on 6/17 vs. San Francisco, recording the loss after allowing 4R/3ER (2H, 1BB, 6K, 2HR)...his 6K marked a career high (also matched on 6/23 at New York-NL).
- ▶ Earned his first Major League win in his first career relief appearance with the Dodgers on 6/23 at New York-NL (4.0IP, 3H, 1BB, 6K)...also marked his longest outing as a reliever in his Major League career.
- ▶ Recorded his first career save on 7/2 vs. Pittsburgh (3.0IP, 3H, 0ER, 1K).
- ▶ Made six postseason relief appearances (two in the NLDS vs. Atlanta and four in the NLCS vs. Milwaukee), tossing 3.0 scoreless innings (1BB, 3K)...was not on the Dodgers' World Series roster.
- ▶ In 10 combined starts with Double-A Tulsa and Triple-A Oklahoma City, went 3-0 with a 1.53 ERA (47.0IP, 37H, 14R/8ER, 17BB, 52K, 2HR)...began the season with Tulsa before being promoted to Oklahoma City on 5/26.
- ▶ Following the season, was tabbed by *Baseball America* as the No. 6 prospect among Dodgers farmhands.

2017

- ▶ Spent the entire season with Single-A Rancho Cucamonga, going 9-4 with a 2.87 ERA (122.1IP, 113H, 48R/39ER, 55BB, 140K, 6HR) in 25 appearances (24 starts).
- ▶ Among Dodgers farmhands, ranked third in ERA, tied for third in wins, fourth in winning percentage (.692), tied for fourth in strikeouts, tied for fifth in starts and eighth in innings pitched.
- ▶ Was named a California League Mid-Season and Postseason All-Star.
- ▶ Led all California League pitchers in ERA, while also ranking second in opponents' batting average (.246), third in strikeouts and winning percentage, fifth in WHIP (1.37), tied for seventh in starts and wins, and 10th in innings pitched.
- ▶ Following the season, was named an Organization All-Star by MiLB.com...was also named a High Class-A All-Star by *Baseball America*.

2016

- ▶ In 14 combined appearances (12 starts) with the AZL Dodgers, Rookie-level Ogden and Single-A Great Lakes, went 3-4 with a 2.31 ERA (66.1IP, 57H, 23R/17ER, 5BB, 63K, 3HR).
- ▶ Began the season with the AZL Dodgers, going 1-0 with a 1.50 ERA (6.0IP, 4H, 3R/1ER, 0BB, 11K, 0HR) in two relief appearances.
- ▶ Was promoted to Rookie-level Ogden on 7/5...made two starts with the Raptors, going 1-0 with a 0.90 ERA (10.0IP, 4H, 3R/1ER, 2BB, 11K, 0HR)...was named the Pioneer League "Pitcher of the Week" for 7/11-17 after tossing 6.0 scoreless innings (1H, 0BB, 8K) in his start on 7/11 at Grand Junction.
- ▶ Was promoted to Single-A Great Lakes on 7/16 and remained there for the rest of the season, going 1-4 with a 2.68 ERA (50.1IP, 49H, 17R/15ER, 3BB, 41K, 3HR) in 10 starts.

2015

- ▶ Made his professional debut, going 0-3 with one save and a 8.59 ERA (14.2IP, 17H, 19R/14ER, 21BB, 16K, 0HR) in 14 appearances (four starts) with the AZL Dodgers.

2014

- ▶ Spent the entire season recovering from "Tommy John" surgery, which he underwent in May as a high school senior prior to being drafted by the Dodgers.

PERSONAL

- ▶ Full name is Caleb Paul Ferguson.
- ▶ Graduated from West Jefferson High School (Ohio) in 2014...as a senior, underwent "Tommy John" surgery.
- ▶ Was originally committed to play collegiate baseball at West Virginia University prior to signing with the Dodgers.



Ferguson's Career Pitching Record

Year	Club	W	L	ERA	G	GS	CG	SHO	SV	IP	H	R	ER	HR	HP	BB	SO	WP	BK	
2014		Did Not Pitch																		
2015	AZL Dodgers	0	3	8.59	14	4	0	0	1	14.2	17	19	14	0	1	21	16	8	1	
2016	AZL Dodgers	1	0	1.50	2	0	0	0	0	6.0	4	3	1	0	0	0	11	0	0	
	Ogden	1	0	0.90	2	2	0	0	0	10.0	4	3	1	0	1	2	11	0	0	
	Great Lakes	1	4	2.68	10	10	0	0	0	50.1	49	17	15	3	2	3	41	1	0	
2017	Rancho Cucamonga	9	4	2.87	25	24	0	0	0	122.1	113	48	39	6	6	55	140	3	1	
2018	Tulsa	3	0	1.38	8	8	0	0	0	39.0	31	11	6	2	0	10	40	1	0	
	Oklahoma City	0	0	2.25	2	2	0	0	0	8.0	6	3	2	0	0	7	12	0	0	
	LOS ANGELES-NL	7	2	3.49	29	3	0	0	2	49.0	43	21	19	8	3	12	59	1	0	
2019	LOS ANGELES-NL - a	1	2	4.84	46	2	0	0	0	44.2	39	26	24	7	6	27	54	1	1	
	Rancho Cucamonga	0	0	0.00	1	0	0	0	0	1.0	0	0	0	0	0	1	2	0	0	
	Oklahoma City	0	0	1.76	13	1	0	0	1	15.1	9	3	3	1	0	5	27	1	0	
2020	LOS ANGELES-NL - b	2	1	2.89	21	1	0	0	0	18.2	16	7	6	4	0	3	27	0	0	
2021		Did Not Pitch - c																		
2022	Oklahoma City	0	1	7.36	10	2	0	0	0	7.1	10	8	6	1	1	4	13	0	0	
	LOS ANGELES-NL - d	1	0	1.82	37	1	0	0	0	34.2	23	9	7	1	2	17	37	0	0	
	LOS ANGELES-NL	7	4	3.43	68	7	0	0	3	60.1	64	30	23	4	8	23	70	3	0	
Minor League Totals		15	12	2.86	87	53	0	0	2	274.0	243	115	87	13	11	108	313	14	2	
Major League Totals		18	9	3.43	201	14	0	0	5	207.1	185	93	79	24	19	82	247	5	1	

Selected by Los Angeles-NL in the 38th round of the 2014 First-Year Player Draft.

a - Placed on the 10-day injured list from April 28 - May 16, 2019 with a strained oblique.

b - Placed on the 10-day injured list on September 16, 2020 with a left elbow injury and missed the remainder of the season.

c - Placed on the 60-day injured list on February 19, 2021 recovering from "Tommy John" surgery.

d - Placed on the 15-day injured list from June 20 (retroactive to June 17) - July 6, 2022 with left forearm tendinitis.

Ferguson's Postseason Record

Year	Club vs. Opp.	W	L	ERA	G	GS	CG	SHO	SV	IP	H	R	ER	HR	HP	BB	SO	WP	BK
2018	LAD vs. ATL (DS)	0	0	0.00	2	0	0	0	0	1.2	0	0	0	0	0	0	2	0	0
	LAD vs. MIL (CS)	0	0	0.00	4	0	0	0	0	1.1	0	0	0	0	0	1	1	0	0
2023	LAD vs. ARI (DS)	0	0	0.00	2	0	0	0	0	2.1	0	0	0	0	0	1	2	0	0
LDS Totals		0	0	0.00	4	0	0	0	0	4.0	0	0	0	0	0	1	4	0	0
LCS Totals		0	0	0.00	4	0	0	0	0	1.1	0	0	0	0	0	1	1	0	0
POSTSEASON TOTALS		0	0	0.00	8	0	0	0	0	5.1	0	0	0	0	0	2	5	0	0

Ferguson's Career Fielding Record

Position	PCT	G	PO	A	E	TC	DP
Pitcher	.897	201	5	21	3	29	2

Ferguson's Regular Season Batting Record

Year	Team	AVG	G	AB	R	H	2B	3B	HR	RBI	SH	SF	HP	BB	SO	SB	CS	
2023	LAD	Did Not Bat																
Major League Totals		.286	201	7	1	2	1	0	0	0	0	0	0	0	3	0	0	

Ferguson's Career Bests and Streaks

COMPLETE GAMES: None. **LOW-HIT COMPLETE GAME:** None. **IP (START):** 5.0, 6/17/18 vs. SF. **IP (RELIEF):** 4.0, 6/23/18 at NYM. **HITS:** 5 - 3 times (last on 9/28/23 at COL). **RUNS:** 4 - 4 times (last on 9/28/23 at COL). **WALKS:** 3 - 2 times (last on 6/6/23 at CIN). **STRIKEOUTS:** 6 - 2 times (last on 6/23/18 at NYM). **HOME RUNS:** 2, 6/17/18 vs. SF. **WINNING STREAK:** 4g - 3 times (last from 6/15-8/17/23). **LOSING STREAK:** 3g, 6/6-11/23. **SCORELESS STREAK (IP):** 21.0, 9/9/20-8/15/22.

Pitcher of the Month: None

Player of the Week: None

Rookie of the Month: None



LUIS GIL • RHP

81

HT: 6-2 • **WT:** 185 • **BATS:** R • **THROWS:** R
BIRTHDATE: 6/3/98 • **OPENING DAY AGE:** 25
BIRTHPLACE: Azua, D.R.
RESIDES: Azua, D.R.
M.L. SERVICE: 1 year, 73 days (Rookie)



STATUS

- ▶ Acquired by the Yankees from the Minnesota Twins in exchange for OF Jake Cave on March 16, 2018.

2023

- ▶ Made just two rehab starts with Single-A Tampa, posting an 11.25 ERA (4.0IP, 6H, 5ER, 3BB, 6K, 0HR)...spent the entire season on the 60-day injured list recovering from right elbow surgery.

2022

- ▶ Made just one start with the Yankees (4.0IP, 4ER)...missed the majority of the season after undergoing right elbow UCL reconstruction surgery.
- ▶ Began the season with Triple-A Scranton/Wilkes-Barre...in six total starts with the RailRiders, went 0-3 with a 7.89 ERA (21.2IP, 19ER) and 31K.
- ▶ Was recalled from Triple-A Scranton/Wilkes-Barre on 5/12 and made his only start with the club that night at Chicago-AL...allowed 4ER over 4.0IP without recording a decision (5H, 2BB, 5K, 0HR, 1WP)...was optioned to Triple-A following the game.
- ▶ Underwent right elbow UCL reconstruction surgery on 5/24...the surgery was performed by Dr. Christopher Ahmad at Columbia Presbyterian Hospital in New York, N.Y.
- ▶ Was recalled from Triple-A Scranton/Wilkes-Barre and transferred to the 60-day injured list on 8/28.

2021

- ▶ Saw his first Major League action, going 1-1 with a 3.07 ERA (29.1IP, 20H, 11R/10ER, 19BB, 38K, 4HR) in six starts with the Yankees over five stints (8/3, 8/8, 8/17, 9/8-18, 10/3)...opponents hit .183 (20-for-109, 4HR); LH .167 (7-for-42, 1HR); RH .194 (13-for-67, 3HR).
- ▶ Made all six of his starts at home.
- ▶ Recorded a career-opening 18.2 scoreless inning streak from 8/3-9/8...according to *Elias*, was the longest career-opening scoreless streak by a Yankee in franchise history, surpassing Slow Joe Doyle's career-opening 18.0-inning streak from 8/25(G1)-30(G1)/1906...according to *Elias*, Gil's career-opening 18.2 scoreless inning streak was the longest career-opening scoreless streak by a Major League pitcher since Seattle's Carson Smith's 19.1 scoreless inning streak from 9/11/14-5/3/15.
- ▶ According to *Elias*, was the first Major League pitcher since 1893, which was the first season the mound-to-plate distance was 60 feet, 6 inches, to toss at least 4.2 scoreless innings in each of his first three career appearances...*Elias* also confirmed that he was the second pitcher in Major League history to toss at least 4.2 scoreless innings in each of his first three career starts, joining Philadelphia Phillies' George McQuillan, who did so in his first three career starts in 1907 (made his first career appearance as a reliever)...according to the YES Network, he was the only Major League pitcher since 1901 to not allow a run and record at least 15K through his first three Major League games.
- ▶ Allowed just 3R total over his first four career starts from 8/3-9/8, becoming the first Yankees pitcher to start his first four Major League appearances and allow just 3R total over those first four starts (the previous record was 5R by Chase Whitley in 2014 and Slow Joe Doyle in 1906)...according to *Elias*, he was just the second Yankee in franchise history to allow 3R-or-fewer over his first four Major League starts, joining Cliff Markle (3R in his first four starts from 9/23/1915-G2 to 4/26/1916).
- ▶ Recorded at least 6K in five of his first six Major League starts, becoming just the fifth Yankee in franchise history to accomplish the feat...joined Deivi García, Masahiro Tanaka, José Contreras and Al Leiter (also five games).
- ▶ His 38K through his first six appearances were the fourth-most by a Yankee through his first six Major League games, trailing only Masahiro Tanaka (51K), Al Leiter (46K) and Orlando Hernández (42K).
- ▶ Made his Major League debut on 8/3 vs. Baltimore and earned the win, tossing 6.0 scoreless innings (4H, 1BB, 6K)...struck out Ramón Urías swinging in the first inning for his first Major League strikeout...according to *Elias*, he was just the seventh starting pitcher in franchise history (and second since 1935) to toss at least 6.0 scoreless innings in his Major League debut, joining Sam Militello (7.0IP on 8/9/92 vs. Boston), Vito Tamulis (9.0IP on 9/25/34 at Philadelphia-AL), Russ Van Atta (9.0IP on 4/25/33 at Washington-AL), Pete Wilson (9.0IP on 9/15/1908 at Boston), Tacks Neuer (9.0IP on 8/28/1907-G2 vs. Boston) and Slow Joe Doyle (9.0IP on 8/25/1906-G1 vs. Cleveland)...among the group, joined Vito Tamulis (9.0IP, 1BB) as the only two to issue 1BB-or-fewer (Gil-1BB).



- ▶ Was just the third Yankees starter to toss at least 6.0 scoreless innings and surrender 4H-or-fewer in his Major League debut, joining Sam Milittello on 8/9/92 vs. Boston (7.0IP, 1H) and Tacks Neuer on 8/28/1907-G2 vs. Boston (9.0IP, 3H)...was the first Yankees pitcher to make his big league debut as a starter since Deivi García on 8/30/20-G2 vs. the Mets...at 23 years, 61 days, was the youngest Major League pitcher to throw 6.0 scoreless innings in his Major League debut since Texas' Brock Burke on 8/20/19-G2 vs. Los Angeles-AL (23 years, 16 days)...was the first Yankees starter to earn the win in his Major League debut since Jonathan Loáisiga on 6/15/18 vs. Tampa Bay (5.0IP, 3H, OR, 4BB, 6K)...was the first Yankees pitcher to earn the win in his Major League debut since Nick Nelson on 8/1/20 vs. Boston (3.0IP, 2BB, 4K).
- ▶ Made his Major League debut along with relievers Stephen Ridings and Brody Koerner on 8/3 vs. Baltimore... according to *Elias*, it marked the first time the Yankees had at least three players make their Major League debut in the same game since 9/18/08 vs. Chicago-AL (Francisco Cervelli, Juan Miranda, Humberto Sanchez)... it marked just the second time in franchise history that the Yankees had three pitchers make their big league debut in the same game (also 9/26/50-G1 vs. Washington-AL - Lew Burdette, Dave Madison, Ernie Nevel).
- ▶ Made his second career start on 8/8 vs. Seattle and did not record a decision despite tossing 5.0 scoreless innings...was just the second Yankees pitcher in franchise history to toss at least 5.0 scoreless innings in each of his first two career appearances or starts, joining Slow Joe Doyle, who tossed complete-game shutouts in each of his first two Major League appearances (8/25/1906-G1 vs. Cleveland and 8/30/1906-G1 vs. Washington-AL)...was the first Major League pitcher to toss at least 5.0 scoreless innings in each of his first two career appearances or starts since Miami's Jordan Yamamoto in 2019 (tossed 7.0 scoreless innings on 6/12/19 vs. St. Louis and 7.0 scoreless innings on 6/18/19 at St. Louis)...was the eighth Yankees pitcher in franchise history to toss 5.0 scoreless innings and allow 2H-or-fewer within his first two Major League appearances...joined Phil Hughes (6.1IP and 0H on 5/1/07 at Texas), Sam Milittello (7.0IP and 1H on 8/9/92 vs. Boston), Steve Roser (5.0IP and 2H on 5/14/44-G1 vs. Cleveland), Hank Borowy (5.0IP and 0H on 4/18/42 vs. Boston), Johnny Allen (5.2IP and 0H on 5/3/32 at Washington-AL), Rube Manning (8.0IP and 2H on 4/23/1908 at Philadelphia-AL) and Slow Joe Doyle (9.0IP and 2H on 8/30/1906-G1 vs. Washington-AL).
- ▶ Made his third career start in Game 2 of a doubleheader on 8/17 vs. Boston and did not factor in the decision in the Yankees' 2-0 victory, tossing 4.2 scoreless innings (3H, 4BB, 4K)...according to *Elias*, became the first Major League pitcher since 1893, which was the first season the mound-to-plate distance was 60 feet 6 inches, to toss at least 4.2 scoreless innings in each of his first three career appearances...*Elias* also confirmed that he was the second pitcher in Major League history to toss 4.2 scoreless innings in each of his first three career starts, joining Philadelphia Phillies' George McQuillan who did so in his first three career starts in 1907 (made his first career appearance as a reliever)...according to the YES Network, he was the only Major League pitcher since 1901 to not allow a run and record at least 15K through his first three Major League games.
- ▶ Made his fourth career start on 9/8 vs. Toronto and did not factor in the decision after allowing 3ER in 3.1IP (1H, 7BB, 6K, 1WP)...issued a career-high 7BB, the most walks by a Yankee in a game since Joba Chamberlain on 8/6/09 vs. Boston (also 7BB)...had his career-opening 18.2 scoreless inning streak snapped.
- ▶ Allowed a career-high 5ER on 9/13 vs. Minnesota (6.0IP, 7H, 1BB, 8K, 3HR)...allowed a career-high 3HR after not allowing a HR in his first four starts...his 8K matched his career high (also 8K on 8/8 vs. Seattle).
- ▶ Took his first career loss on 9/18 vs. Cleveland (4.1IP, 3H, 3R/2ER, 4BB, 6K, 1HR, 1HP).
- ▶ Combined with Double-A Somerset and Triple-A Scranton/Wilkes-Barre to go 5-1 with one save and a 3.97 ERA (79.1IP, 59H, 37R/35ER, 45BB, 117K) in 20 games (17 starts)...was 1-1 with a 2.64 ERA (30.2IP, 24H, 11R/9ER, 13BB, 50K, 2HR) in seven starts with Double-A Somerset before being promoted to Triple-A Scranton/WB on 6/15...in 13 games (10 starts) with the RailRiders, went 4-0 with one save and a 4.81 ERA (48.2IP, 35H, 26ER, 32BB, 67K, 7HR).
- ▶ Was named the Triple-A East "Pitcher of the Week" for 7/19-25 after tossing 6.0 hitless innings on 7/21 vs. Rochester (2BB, 9K)...had combined with RHP Reggie McClain (2.0IP, 2K) and RHP Stephen Ridings (1.0IP) to throw a team no-hitter.
- ▶ Following the season, was tabbed by *Baseball America* and MLB Pipeline as the Yankees' No. 4 prospect.

2020

- ▶ Spent the season at the Yankees' Alternate Site as part of the 60-man player pool.
- ▶ Following the season, pitched for Tigres del Lincey of the Dominican Winter League, going 1-1 with a 6.35 ERA (5.2IP, 4ER) in two games (one start).
- ▶ Entering the 2021 season, was tabbed by *Baseball America* as the Yankees' No. 4 prospect and as having the "Best Fastball" among Yankees farmhands.

2019

- ▶ Combined with Single-A Charleston and Single-A Tampa to go 5-5 with a 2.72 ERA (96.0IP, 29ER) in 20 starts... posted the second-lowest ERA among Yankees minor leaguers.
- ▶ Began the season with Charleston, going 4-5 with a 2.39 ERA (83.0IP, 22ER) in 17 starts before being promoted to Tampa on 7/25...in three starts with Tampa, went 1-0 with a 4.85 ERA (13.0IP, 7ER).
- ▶ Was named a 2019 South Atlantic League Mid-Season All-Star with Charleston.
- ▶ Earned SAL "Pitcher of the Week" honors from 6/10-16...compiled a 0.75 ERA (12.0IP, 11H, 1ER, 3BB, 18K) in two starts over that span.
- ▶ Was placed on the minor league injured list from 8/12 (retroactive to 8/10)...was reinstated on 9/13.
- ▶ Following the season, was tabbed by *Baseball America* as the Yankees' No. 4 prospect and No. 14 prospect in the South Atlantic League...was also named the Yankees' No. 4 prospect by MLB Pipeline.
- ▶ Was added to the Yankees' 40-man roster on 11/20/19.



2018

- ▶ Combined with Rookie-level Pulaski and short-season Single-A Staten Island to go 2-3 with a 1.96 ERA (46.0IP, 10ER) in 12 starts...his 13.30 K/9.0IP ratio (68K/46.0IP) led all Yankees farmhands with at least 40.0IP.
- ▶ Began the season with Pulaski, going 2-1 with a 1.37 ERA (39.1IP, 6ER) and 58K in 10 starts...led the Appalachian League (min. 35.0IP) in ERA, opponents' BA (.154, 21-for-136) and K/9.0IP ratio (13.27)...earned *Baseball America* Rookie-level All-Star team honors with Pulaski.
- ▶ Was promoted to Staten Island on 8/22, posting a 0-2 record with a 5.40 ERA (6.2IP, 4ER) in two starts.
- ▶ Following the season, was named by *Baseball America* as the Yankees' No. 26 prospect and No. 19 prospect in the Appalachian League.
- ▶ Was acquired by the Yankees from the Minnesota Twins in exchange for OF Jake Cave on 3/16/18.

2017

- ▶ Spent the season with the DSL Twins and was 0-2 with a 2.59 ERA (41.2 IP, 31H, 15R/12ER, 20BB, 49K, 2HR) in 14 starts.

2016

- ▶ Missed the entire 2016 season recovering from right shoulder surgery, performed on 4/27/16 by Dr. Leroy McCarty...was placed on the minor league disabled list on 6/6 and reinstated on 9/7.

2015

- ▶ Made his professional debut with the DSL Twins, going 1-2 with two saves and a 4.63 ERA (23.1IP, 15H, 15R/12ER, 26BB, 24K) in 16 relief appearances.

PERSONAL

- ▶ Full name is Luis Ángel Gil (pronounced "HEEL").

Gil's Career Pitching Record

Year	Club	W	L	ERA	G	GS	CG	SHO	SV	IP	H	R	ER	HR	HP	BB	SO	WP	BK	
2015	DSL Twins	1	2	4.63	16	0	0	0	2	23.1	15	15	12	2	1	26	24	5	0	
2016		Did Not Pitch																		
2017	DSL Twins	0	2	2.59	14	14	0	0	0	41.2	31	15	12	2	5	20	49	5	0	
2018	Pulaski - a	2	1	1.37	10	10	0	0	0	39.1	21	10	6	1	0	25	58	8	0	
	Staten Island	0	2	5.40	2	2	0	0	0	6.2	11	7	4	1	0	6	10	3	1	
2019	Charleston	4	5	2.39	17	17	0	0	0	83.0	60	29	22	1	4	39	112	13	1	
	Tampa	1	0	4.85	3	3	0	0	0	13.0	11	7	7	0	1	8	11	2	0	
2020	YANKEES	Did Not Pitch (Alternate Site)																		
2021	Somerset	1	1	2.64	7	7	0	0	0	30.2	24	11	9	2	0	13	50	3	1	
	Scranton/WB	4	0	4.81	13	10	0	0	1	48.2	35	26	26	7	3	32	67	5	0	
	YANKEES	1	1	3.07	6	6	0	0	0	29.1	20	11	10	4	1	19	38	1	0	
2022	Scranton/WB	0	3	7.89	6	6	0	0	0	21.2	21	20	19	6	0	15	31	2	0	
	YANKEES - b	0	0	9.00	1	1	0	0	0	4.0	5	4	4	0	0	2	5	1	0	
2023	Tampa - c	0	0	11.25	2	2	0	0	0	4.0	6	5	5	0	0	3	6	0	0	
Minor League Totals		13	16	3.52	90	71	0	0	3	312.0	235	145	122	22	14	187	418	46	3	
Major League Totals		1	1	3.78	7	7	0	0	0	33.1	25	15	14	4	1	21	43	2	0	

Signed by Minnesota as a non-drafted free agent on February 13, 2015.

a - Acquired by the Yankees from the Minnesota Twins in exchange for OF Jake Cave on March 16, 2018.

b - Placed on the 60-day injured list on August 28, 2022 through the end of the season recovering from right elbow reconstruction.

c - Placed on the 60-day injured list on March 30, 2023 through the end of the season recovering from right elbow surgery.

Gil's Career Fielding Record

Position	PCT	G	PO	A	E	TC	DP
Pitcher	1.000	7	0	3	0	3	0

Gil's Career Bests and Streaks

COMPLETE GAMES: None. **LOW-HIT COMPLETE GAME:** None. **IP (START):** 6.0 - 2 times (last on 9/13/21 vs. MIN). **IP (RELIEF):** N/A. **HITS:** 7, 9/13/21 vs. MIN. **RUNS:** 5, 9/13/21 vs. MIN. **BB:** 7, 9/8/21 vs. TOR. **SO:** 8 - 2 times (last on 9/13/21 vs. MIN). **HR:** 3, 9/13/21 vs. MIN. **WINNING STREAK:** 1g, 8/3/21. **LOSING STREAK:** 1g, 9/18/21-pres. **SCORELESS STREAK (IP):** 18.2, 8/3-9/8/21.

Pitcher of the Month: None

Player of the Week: None

Rookie of the Month: None



YOENDRYS GÓMEZ • RHP

94

HT: 6-3 • **WT:** 175 • **BATS:** R • **THROWS:** R
BIRTHDATE: 10/15/99 • **OPENING DAY AGE:** 24
BIRTHPLACE: Nirgua, Venezuela
RESIDES: Chivacoa, Venezuela
M.L. SERVICE: 10 days (Rookie)



STATUS

- ▶ Signed by the Yankees as a non-drafted free agent on July 2, 2016.

2023

- ▶ Made one relief appearance with the Yankees over one stint with the club (9/22-29).
- ▶ Spent the majority of the season with Double-A Somerset, going 0-3 with a 3.58 ERA (65.1IP, 47H, 28R/26ER, 37BB, 78K, 6HR) in 19 starts.
- ▶ Was recalled from Double-A Somerset on 9/22.
- ▶ Made his Major League debut on 9/28 at Toronto, tossing 2.0 scoreless innings of relief (1H, 4K, 1HP)...retired 6-of-8BF...struck out Kevin Kiermaier in the seventh inning for his first career strikeout...marked the longest scoreless relief outing by a Yankees pitcher making his Major League debut since Miguel Yajure tossed 3.0 scoreless innings on 8/31/20 vs. Tampa Bay...his 4K marked the most by a Yankees reliever in his Major League debut since Nick Nelson recorded 4K on 8/1/20 vs. Boston.
- ▶ Was optioned to Triple-A Scranton/Wilkes-Barre on 9/29.

2022

- ▶ Combined with the FCL Yankees, High-A Hudson Valley and Double-A Somerset to go 1-0 with a 2.49 ERA (47.0IP, 37H, 14R/13ER, 18BB, 49K, 1HR) in 15 starts.
- ▶ Began the season with the FCL Yankees and made one rehab start (2.2IP, 3H, 0R, 0BB, 3K) before being transferred to High-A Hudson Valley on 6/17.
- ▶ Made 10 starts with High-A Hudson Valley, posting a 1.93 ERA (28.0IP, 20H, 7R/6ER, 12BB, 27K, 0HR) without recording a decision.
- ▶ Was promoted to Double-A Somerset on 8/31 and went 1-0 with a 3.86 ERA (16.1IP, 14H, 7R/ER, 6BB, 19K, 1HR) in four starts...also made one postseason start for Somerset (W, 5.0IP, 2H, 2ER, 1BB, 6K, 1HR).

2021

- ▶ Spent the entire season with Low-A Tampa, posting a 3.42 ERA (23.2IP, 14H, 10R/9ER, 9BB, 29K, 3HR) in nine starts.
- ▶ Was placed on the COVID-19 injured list from 7/27-8/27.
- ▶ Following the season, was tabbed by MLB Pipeline as the Yankees' No. 10 prospect.

2020

- ▶ Did not play due to the COVID-19 pandemic...was added to the Yankees' 40-man roster on 11/20.
- ▶ Following the season, was tabbed by *Baseball America* as the No. 8 prospect among Yankees farmhands.

2019

- ▶ Was 4-5 with a 3.99 ERA (56.1IP, 54H, 30R/25ER, 19BB, 53K, 3HR) in 12 starts with Rookie-level Pulaski and Single-A Charleston.
- ▶ Began the season with Pulaski, going 4-2 with a 2.12 ERA (29.2IP, 7ER) with 28K in six starts.
- ▶ Was promoted to Charleston on 7/25 and went 0-3 with a 6.08 ERA (26.2IP, 18ER) and 25K in six starts.
- ▶ Following the season, was named the Yankees' No. 7 prospect by MLB Pipeline.

2018

- ▶ Combined with the DSL Yankees and the GCL Yankees East to go 4-1 with a 2.08 ERA (47.2IP, 29H, 11ER, 22BB, 50K, 1HR) in 12 games (11 starts).
- ▶ Made two starts with the DSL Yankees, going 1-0 with a 1.00 ERA (9.0IP, 1ER) and 7K in two starts.
- ▶ Was transferred to the GCL Yankees East on 6/11 and spent the remainder of the season there, going 3-1 with a 2.33 ERA (38.2IP, 10ER) and 43K in 10 games (nine starts).

2017

- ▶ Made his professional debut, combining with the DSL Yankees and the GCL Yankees West to go 0-3 with a 5.40 ERA (35.0IP, 41H, 26R/21ER, 18BB, 33K, 2HR) in 11 games (nine starts).
- ▶ Spent most of the season with the DSL Yankees, going 0-3 with a 4.78 ERA (32.0IP, 17ER) and 32K in 10G/8GS.
- ▶ Made one start with the GCL Yankees West, allowing 4ER in 3.0IP (5H, 6BB, 1K).



Gómez's Career Pitching Record

Year	Club	W	L	ERA	G	GS	CG	SHO	SV	IP	H	R	ER	HR	HP	BB	SO	WP	BK
2017	DSL Yankees	0	3	4.78	10	8	0	0	0	32.0	36	22	17	2	3	12	32	6	0
	GCL Yankees West	0	0	12.00	1	1	0	0	0	3.0	5	4	4	0	0	6	1	0	0
2018	DSL Yankees	1	0	1.00	2	2	0	0	0	9.0	2	1	1	0	0	7	7	0	0
	GCL Yankees East	3	1	2.33	10	9	0	0	0	38.2	27	10	10	1	6	15	43	5	0
2019	Pulaski	4	2	2.12	6	6	0	0	0	29.2	26	11	7	1	4	10	28	1	1
	Charleston	0	3	6.08	6	6	0	0	0	26.2	28	19	18	2	6	9	25	1	1
2020					Did Not Pitch - COVID-19 Pandemic														
2021	Tampa - a	0	0	3.42	9	9	0	0	0	23.2	14	10	9	3	1	9	29	2	0
2022	FCL Yankees	0	0	0.00	1	1	0	0	0	2.2	3	0	0	0	0	0	3	0	0
	Hudson Valley	0	0	1.93	10	10	0	0	0	28.0	20	7	6	0	2	12	27	1	0
2023	Somerset	1	0	3.86	4	4	0	0	0	16.1	14	7	7	1	1	6	19	0	0
	Somerset	0	3	3.58	19	19	0	0	0	65.1	47	28	26	6	1	37	78	3	2
	YANKEES	0	0	0.00	1	0	0	0	0	2.0	1	0	0	0	1	0	4	0	0
Minor League Totals		9	12	3.44	78	75	0	0	0	275.0	222	119	105	16	24	123	292	19	4
Major League Totals		0	0	0.00	1	0	0	0	0	2.0	1	0	0	0	1	0	4	0	0

Signed by the Yankees as a non-drafted free agent on July 2, 2016.

a – Placed on the COVID-19 injured list from July 27 – August 27, 2021.

Gómez's Career Fielding Record

Position	PCT	G	PO	A	E	TC	DP
Pitcher	---	1	0	0	0	0	0

Gómez's Career Bests and Streaks

COMPLETE GAMES: None. **LOW-HIT COMPLETE GAME:** None. **IP (START):** N/A. **IP (RELIEF):** 2.0, 9/28/23 at TOR. **HITS:** 1, 9/28/23 at TOR. **RUNS:** N/A. **EARNED RUNS:** N/A. **WALKS:** N/A. **STRIKEOUTS:** 4, 9/28/23 at TOR. **HOME RUNS:** N/A. **WINNING STREAK:** N/A. **LOSING STREAK:** N/A. **SCORELESS STREAK (IP):** 2.0, 9/28/23-pres.

Reliever of the Month: None

Player of the Week: None

Rookie of the Month: None

Three's Company

According to *Elias*, Hall of Famers Derek Jeter and Mariano Rivera, alongside Jorge Posada became the first trio of teammates in MLB, NBA, NFL and NHL history to appear in at least one game together in each of 17 consecutive seasons from 1995-2011. The second-longest trios in Yankees franchise history played 13 years together (Bill Dickey, Lefty Gomez and Red Ruffing from 1930-42; and Whitey Ford, Elston Howard and Mickey Mantle from 1955-67). The first game in which Derek Jeter, Jorge Posada and Mariano Rivera appeared together was Sept. 28, 1996 at Fenway Park. Jeter started and went 0-for-4. Andy Pettitte also appeared in his first career game with the trio that day, starting and going 2.0IP. Rivera allowed 1ER in 1.0IP. Posada also pinch-hit in the contest, striking out. The Yankees won, 4-2, and the losing pitcher was Roger Clemens.

Jeter and Posada appeared in 1,693 regular season games together for the Yankees, surpassing Lou Gehrig and Tony Lazzeri (1,659 games) for the most games played together by any pair of teammates in franchise history.

Elias also notes that, in 2013, Rivera and Jeter each played in their 19th season with the Yankees, becoming the first pair of players to be teammates in 19 or more consecutive seasons since Alan Trammell and Lou Whitaker with Detroit, who were also together 19 straight seasons from 1977-95.

In October 2023, the Pittsburgh Penguins trio of Sidney Crosby, Evgeni Malkin and Kris Letang began their 18th consecutive season as teammates (2006-07 to 2023-24), surpassing Jeter, Rivera and Posada's record.



VICTOR GONZÁLEZ • LHP

47

HT: 6-0 • **WT:** 180 • **BATS:** L • **THROWS:** L
BIRTHDATE: 11/16/95 • **OPENING DAY AGE:** 28
BIRTHPLACE: Tuxpan, Mexico
RESIDES: Nayarit, Mexico
M.L. SERVICE: 3 years, 58 days



STATUS

- ▶ Was acquired by the Yankees from the Los Angeles Dodgers with INF Jorbit Vivas in exchange for INF Trey Sweeney on December 11, 2023.

CAREER

- ▶ Over parts of three Major League seasons with the Dodgers (2020-21, '23), has gone 9-4 with one save and a 3.22 ERA (89.1IP, 72H, 32R/ER, 31BB, 86K, 5HR) in 93 games (three starts)...has held opponents to a .221/.304/.313 (72-for-326) slash line.
- ▶ Has made one career Opening Day roster (2021 with the Dodgers).

2023

- ▶ In 34 games (one start) with the Dodgers, went 3-3 with a 4.01 ERA (33.2IP, 27H, 15R/ER, 10BB, 30K, 2HR) over four stints with the club (4/22-7/3, 8/8-10, 8/12-9/12 and 9/30-10/1)...opponents batted .223/.296/.331 (27-for-121, 2HR); LH .259/.306/.362 (15-for-58, 1HR); RH .190/.288/.302 (12-for-63, 1HR).
- ▶ Did not allow a run in 27 of his 34 appearances with the Dodgers.
- ▶ Allowed just 2HR to 135BF, posting a 0.53 HR/9.0IP ratio.
- ▶ Allowed 12 of his 15R in four appearances: 5/20 at St. Louis (L, 0.1IP, 2H, 3R/ER, 1BB, 1K, 1HR), 6/16 vs. San Francisco (0.1IP, 2H, 3R/ER, 1BB), 6/28 at Colorado (L, 0.1IP, 2H, 3R/ER, 1K, 1HP) and 7/2 at Kansas City (1.1IP, 4H, 3R/ER, 1BB, 1K, 1HP)...his 3R/ER in each of those appearances tied his career high.
- ▶ After being recalled on 4/22, did not allow a run in his first 10 appearances from 4/25-5/17 (11.1IP)...was part of his career-high 13.2 scoreless inning streak from 8/19/21-5/17/23.
- ▶ Made his season debut on 4/25 at Pittsburgh (1.0IP, 1H, 1K), his first Major League appearance since 8/22/21 vs. the Mets.
- ▶ Earned his first win of the year on 5/1 vs. Philadelphia after tossing 1.1 scoreless innings of relief (1H, 2K).
- ▶ Made his third career start on 6/9 at Philadelphia, serving as an "opener" (0.2IP, 1BB).
- ▶ His 3K on 6/18 vs. San Francisco (1.1IP, 1H) tied his career high (fifth time, first since 5/20/21 vs. Arizona).
- ▶ Recorded his second win of the season on 6/21 at Los Angeles-AL (1.1IP, 1H).
- ▶ Went 1-0 with a 0.90 ERA (10.0IP, 1ER) in his final nine games with the Dodgers from 8/13-10/1.
- ▶ Did not allow a hit in seven of his final eight outings from 8/18-10/1, holding opponents to a .107/.194/.143 (3-for-28) slash line.
- ▶ Earned the win in his final appearance of the year on 10/1 at San Francisco (1.0IP, 1K).
- ▶ Also made 20 relief appearances with Triple-A Oklahoma City, going 2-1 with one save and a 5.40 ERA (20.0IP, 16H, 14R/12ER, 16BB, 22K, 0HR).
- ▶ Was acquired by the Yankees from the Los Angeles Dodgers with INF Jorbit Vivas in exchange for INF Trey Sweeney on 12/11.

2022

- ▶ Spent the entire season on the injured list...began the season on the 10-day injured list with left elbow inflammation...underwent arthroscopic surgery on his left elbow on 5/11...the surgery was performed by Dr. Neal ElAttrache...was transferred to the 60-day injured list on 5/15.
- ▶ Combined to make 13 rehab appearances with the ACL Dodgers and Triple-A Oklahoma City, going 1-0 with a 2.84 ERA (12.2IP, 11H, 4R/ER, 5BB, 12K, 1HR).
- ▶ Made one appearance with the ACL Dodgers on 8/16 to begin his rehab assignment (1.0IP, 1H, 2K).
- ▶ Was transferred to Triple-A Oklahoma City on 8/20 and went 1-0 with a 3.09 ERA (11.2IP, 10H, 4R/ER, 5BB, 10K, 1HR) in 12 relief appearances.

2021

- ▶ Made his first career Opening Day roster with the Dodgers and went 3-1 with one save and a 3.57 ERA (35.1IP, 32H, 14R/ER, 19BB, 33K, 3HR) in 44 games (one start) over one stint with the club (4/1-8/25)...opponents batted .244/.351/.359 (32-for-131, 3HR); LH .200/.296/.271 (14-for-70, 1HR); RH .295/.411/.459 (18-for-61, 2HR).
- ▶ Did not allow a run in 34 of his 44 appearances.
- ▶ Went 3-0 with one save and a 2.10 ERA (25.2IP, 6ER) and 24K in his first 33 appearances (4/2-6/28) before going 0-1 with a 7.45 ERA (9.2IP, 8ER) in his final 11 games (one start) from 7/1-8/22.
- ▶ Allowed just 3HR to his 155BF, posting a 0.76 HR/9.0IP.
- ▶ Did not allow a run in 15 of his first 17 games (4/2-5/14), posting a 1.38 ERA (13.0IP, 2ER) over that stretch.



- ▶ Earned his first career save on 4/17 at San Diego (0.2IP, 1BB).
- ▶ Did not allow a run in eight straight games from 4/25-5/14 (6.2IP).
- ▶ Was placed on the COVID-19 injured list on 4/27 and reinstated on 4/28.
- ▶ Allowed just 2H over an eight-game span from 5/19-6/13, holding opponents to a .074 BA (2-for-27) over that stretch.
- ▶ Earned the win in three of six appearances from 5/20-6/9: 5/20 vs. Arizona (1.1IP, 3K), 5/27 vs. San Francisco (1.0IP, 2H, 2ER, 1K, 1HR) and 6/9 at Pittsburgh (1.1IP, 1K).
- ▶ Made his second career start as an opener on 7/1 at Washington (0.2IP, 2H, 1ER).
- ▶ Suffered his first career loss on 7/5 at Miami (1.0IP, 1H, 1ER, 1BB, 2K, 1HR).
- ▶ Was placed on the 10-day injured list on 7/6 with left plantar fasciitis...missed nine team games...made one rehab appearance with Single-A Rancho Cucamonga on 7/16 (1.0IP, 2K)...was reinstated from the injured list on 7/19.
- ▶ Was placed on the 10-day injured list on 8/6 (retroactive to 8/4) with right knee inflammation...missed 13 team games...made one rehab start with Single-A Rancho Cucamonga on 8/17 (L, 0.1IP, 2H, 3R/ER, 1BB, 1K, 1HR)...was reinstated on 8/19.
- ▶ Was optioned to Triple-A Oklahoma City on 8/25 and finished the season in the minors, going 2-0 with a 3.72 ERA (9.2IP, 10H, 4R/ER, 2BB, 15K, 1HR).

2020

- ▶ Saw his first Major League action with the Dodgers, going 3-0 with a 1.33 ERA (20.1IP, 13H, 3R/ER, 2BB, 23K, 0HR) in 15 games (one start) over two stints with the club (7/30-8/4, 8/19-9/27)...opponents batted .176/.225/.203 (13-for-74, 0HR); LH .143/.211/.171 (5-for-35, 0HR); RH .205/.238/.231 (8-for-39, 0HR).
- ▶ Did not allow a run in 12 of his 15 appearances.
- ▶ Recorded at least four outs in seven of his 15 appearances.
- ▶ Ranked fourth among National League relievers in ERA and WHIP (0.72) and seventh in opponents' SLG (.200).
- ▶ Allowed only two extra-base hits (both doubles) in 20.1 regular season innings and did not yield a home run in either the regular season or postseason (27.0 combined innings).
- ▶ Made his Major League debut on 7/31 at Arizona and allowed 1ER in 1.0IP (3H, 1K, 1HP)...struck out Stephen Vogt swinging in the fifth inning for his first Major League strikeout.
- ▶ Picked up his first Major League win on 8/23 vs. Colorado after tossing 2.0 scoreless innings (1H, 2K)...also earned the win in Game 2 on 8/27 at San Francisco (2.1IP, 3K) and 9/13 vs. Houston (2.0IP, 1H, 2K)...his 2.1IP on 8/27 marked a career high.
- ▶ Allowed just 1R/ER over his final 10 appearances (9/2-27), going 1-0 with a 0.79 ERA (11.1IP, 1ER) and 15K over that span.
- ▶ Made his first career start in his final appearance of the season, serving as an "opener" on 9/27 vs. Los Angeles-AL (1.0IP, 1H, 1K).
- ▶ Made eight relief appearances in the Dodgers' World Series campaign, going 1-0 with a 2.70 ERA (6.2IP, 5H, 2R/ER, 4BB, 5K, 0HR)...entered six of his eight appearances with inherited runners and allowed just three of his nine total inherited runners to score...was on the Dodgers' Wild Card Series roster but did not pitch...made his postseason debut in NLDS Game 1 vs. San Diego (1.0IP, 1H)...made three appearances in the NLCS against Atlanta (2.0IP, 2H, 1R/ER, 2BB, 2K)...pitched in four of the Dodgers' six World Series games...earned his first postseason win in the series-clinching World Series Game 6 vs. Tampa Bay (1.1IP, 3K).

2019

- ▶ In 38 combined games (13 starts) with Single-A Rancho Cucamonga, Double-A Tulsa and Triple-A Oklahoma City, went 5-2 with two saves and a 2.31 ERA (89.2IP, 81H, 29R/23ER, 32BB, 93K, 7HR).
- ▶ Began the season with Single-A Rancho Cucamonga, going 2-1 with a 1.65 ERA (27.1IP, 17H, 7R/5ER, 14BB, 36K, 0HR) in eight games (five starts).
- ▶ Was promoted to Double-A Tulsa on 5/19 and went 3-1 with two saves and a 2.23 ERA (48.1IP, 48H, 15R/12ER, 14BB, 44K, 4HR) in 15 games (eight starts).
- ▶ Was promoted to Triple-A Oklahoma City on 7/26 and posted a 3.86 ERA (14.0IP, 16H, 7R/6ER, 4BB, 13K, 3HR) in 15 relief appearances.
- ▶ Was added to the Dodgers' 40-man roster on 10/31.

2018

- ▶ Combined to make 10 appearances (eight starts) with Rookie-level Ogden and Single-A Great Lakes, going 1-5 with a 7.49 ERA (33.2IP, 51H, 31R/28ER, 9BB, 25K, 4HR).
- ▶ Following the season, made 13 relief appearances for the Charros de Jalisco in the Mexican Winter League, going 0-1 with a 6.30 ERA (10.0IP, 10H, 7R/ER, 4BB, 5K, 2HR).

2017

- ▶ Underwent UCL reconstruction surgery on 3/2 and missed the entire season...the surgery was performed by Dr. Brian Shafer.

2016

- ▶ Made 22 appearances (19 starts) for Single-A Great Lakes, going 3-6 with a 3.61 ERA (94.2IP, 79H, 49R/38ER, 44BB, 104K, 7HR).
- ▶ Following the season, played for the Charros de Jalisco in the Mexican Winter League and posted a 3.63 ERA (17.1IP, 17H, 8R/7ER, 10BB, 19K, 1HR) in 12 games (three starts).



2015

- ▶ Combined with Single-A Great Lakes, Rookie-level Ogden and the AZL Dodgers to go 1-7 with a 5.43 ERA (66.1IP, 86H, 46R/40ER, 19BB, 56K, 5HR) in 19 games (14 starts).
- ▶ Spent the majority of the season with Single-A Great Lakes, going 1-6 with a 5.49 ERA (57.1IP, 75H, 41R/35ER, 16BB, 45K, 4HR) in 16 games (11 starts).
- ▶ In two starts with Rookie-level Ogden, went 0-1 with a 6.43 ERA (7.0IP, 10H, 5ER, 2BB, 5K, 1HR).
- ▶ Also made one start for the AZL Dodgers and tossed 2.0 scoreless innings (1H, 1BB, 6K).

2014

- ▶ In 12 starts with Rookie-level Ogden, went 4-5 with a 6.09 ERA (54.2IP, 79H, 45R/37ER, 22BB, 41K, 7HR).

2013

- ▶ Made his professional debut with the AZL Dodgers, going 3-2 with a 3.79 ERA (38.0IP, 31H, 24R/16ER, 12BB, 45K, 1HR) in 11 games (10 starts).

PERSONAL

- ▶ Full name is Victor Aaron González.
- ▶ His uncles, Fernando González, Rodolfo González, Joel Navarro González and Vinicio González, played professional baseball in Mexico.

González's Career Pitching Record

Year	Club	W	L	ERA	G	GS	CG	SHO	SV	IP	H	R	ER	HR	HP	BB	SO	WP	BK	
2013	AZL Dodgers	3	2	3.79	11	10	0	0	0	38.0	31	24	16	1	2	12	45	3	0	
2014	Ogden	4	5	6.09	12	12	0	0	0	54.2	79	45	37	7	1	22	41	5	1	
2015	Great Lakes	1	6	5.49	16	11	0	0	0	57.1	75	41	35	4	4	16	45	6	3	
	Ogden	0	1	6.43	2	2	0	0	0	7.0	10	5	5	1	0	2	5	3	0	
	AZL Dodgers	0	0	0.00	1	1	0	0	0	2.0	1	0	0	0	0	1	6	0	0	
2016	Great Lakes	3	6	3.61	22	19	0	0	0	94.2	79	49	38	7	7	44	104	5	2	
2017																				
2018	Great Lakes	0	3	5.61	6	6	0	0	0	25.2	33	17	16	3	0	5	18	3	0	
	Ogden	1	2	13.50	4	2	0	0	0	8.0	18	14	12	1	0	4	7	1	0	
2019	Rancho Cucamonga	2	1	1.65	8	5	0	0	0	27.1	17	7	5	0	0	14	36	2	0	
	Tulsa	3	1	2.23	15	8	0	0	2	48.1	48	15	12	4	2	14	44	1	0	
	Oklahoma City	0	0	3.86	15	0	0	0	0	14.0	16	7	6	3	0	4	13	1	0	
2020	LOS ANGELES-NL	3	0	1.33	15	1	0	0	0	20.1	13	3	3	0	3	2	23	2	0	
2021	LOS ANGELES-NL-abc	3	1	3.57	44	1	0	0	1	35.1	32	14	14	3	3	19	33	1	0	
	Rancho Cucamonga	0	1	20.25	2	1	0	0	0	1.1	2	3	3	1	0	1	3	0	0	
	Oklahoma City	2	0	3.72	12	0	0	0	0	9.2	10	4	4	1	2	2	15	4	0	
2022	ACL Dodgers - d	0	0	0.00	1	0	0	0	0	1.0	1	0	0	0	0	0	2	0	0	
	Oklahoma City	1	0	3.09	12	0	0	0	0	11.2	10	4	4	1	0	5	10	1	0	
2023	Oklahoma City	2	1	5.40	20	0	0	0	1	20.0	16	14	12	0	1	16	22	1	0	
	LOS ANGELES-NL - e	3	3	4.01	34	1	0	0	0	33.2	27	15	15	2	3	10	30	1	0	
Minor League Totals		22	29	4.39	159	77	0	3	420.2	446	249	205	34	19	162	416	36	6	0	
Major League Totals		9	4	3.22	93	3	0	0	1	89.1	72	32	32	5	9	31	86	4	0	

Signed by the Los Angeles Dodgers as a non-drafted free agent on July 2, 2012.

- a - Placed on the COVID-19 injured list from April 27 - 28, 2021.
- b - Placed on the 10-day injured list from July 6 - 19, 2021 with left plantar fasciitis.
- c - Placed on the 10-day injured list from August 6 (retroactive to August 4) - August 19, 2021 with right knee inflammation.
- d - Placed on the 10-day injured list on April 4, 2022 with left elbow inflammation--n...was transferred to the 60-day injured list on May 15, 2022 and missed the remainder of the season.
- e - Acquired by the Yankees from the Los Angeles Dodgers with INF Jorbit Vivas in exchange for INF Trey Sweeney on December 11, 2023.

González's Postseason Record

Year	Club vs. Opp.	W	L	ERA	G	GS	CG	SHO	SV	IP	H	R	ER	HR	HP	BB	SO	WP	BK
2020	LAD vs. MIL (WC)																		
	LAD vs. SD (DS)	0	0	0.00	1	0	0	0	0	1.0	1	0	0	0	0	0	0	0	0
	LAD vs. ATL (CS)	0	0	4.50	3	0	0	0	0	2.0	2	1	1	0	0	2	2	0	0
	LAD vs. TB (WS)	1	0	2.45	4	0	0	0	0	3.2	2	1	1	0	0	2	3	1	0
LDS Totals		0	0	0.00	1	0	0	0	0	1.0	1	0	0	0	0	0	0	0	0
LCS Totals		0	0	4.50	3	0	0	0	0	2.0	2	1	1	0	0	2	2	0	0
WS Totals		1	0	2.45	4	0	0	0	0	3.2	2	1	1	0	0	2	3	1	0
POSTSEASON TOTALS		1	0	2.70	8	0	0	0	0	6.2	5	2	2	0	0	4	5	1	0

González's Career Fielding Record

Position	PCT	G	PO	A	E	TC	DP
Pitcher	1.000	93	4	12	0	16	1

González's Career Bests and Streaks

COMPLETE GAMES: None. **LOW-HIT COMPLETE GAME:** None. **IP (START):** 1.0IP, 9/27/20 vs. LAA. **IP (RELIEF):** 2.1, 8/27/20 at SF. **HITS:** 4 - 2 times (last on 7/2/23 at KC). **RUNS:** 3 - 5 times (last on 7/2/23 at KC). **EARNED RUNS:** 3 - 5 times (last on 7/2/23 at KC). **WALKS:** 2 - 2 times (last on 8/23/23 at CLE). **STRIKEOUTS:** 3 - 5 times (last on 6/18/23 vs. SF). **HOME RUNS:** 1 - 5 times (last on 6/3/23 vs. NYY). **WINNING STREAK:** 6g, 8/23/20-6/9/21. **LOSING STREAK:** 2g, 5/20-28/23. **SCORELESS STREAK (IP):** 13.2, 8/19/21-5/17/23.

Reliever of the Month: None

Player of the Week: None

Rookie of the Month: None



TRENT GRISHAM • OF

12

HT: 5-11 • **WT:** 221 • **BATS:** L • **THROWS:** L
BIRTHDATE: 11/1/96 • **OPENING DAY AGE:** 27
BIRTHPLACE: Burseson, Tex.
RESIDES: Fort Worth, Tex.
M.L. SERVICE: 4 years, 60 days



STATUS

- Was acquired by the Yankees from the San Diego Padres along with OF Juan Soto in exchange for RHP Michael King, C Kyle Higashioka, RHP Jhony Brito, RHP Randy Vásquez and RHP Drew Thorpe on December 6, 2023.

CAREER NOTES

- Over five Major League seasons with Milwaukee (2019) and San Diego (2020-23), has batted .216 (378-for-1,753) with 252R, 89 doubles, 11 triples, 61HR, 215RBI, 237BB and 465B in 547 career games.
- Is a two-time Gold Glove Award winner (2020, '22)...was just the fourth player in Padres history to win multiple Gold Gloves, joining Tony Gwynn (five), Steve Finley (two) and Dave Winfield (two).
- Has appeared defensively at all three outfield positions in his career, playing 508 games (455 starts) in centerfield, 17 games (nine starts) in left field and 16 games (14 starts) in right field.
- Since 2020, leads all Major League centerfielders in games played (487) and outs above average (38, Statcast), ranks second in starts (441) and innings played (3,958.2), third in putouts (1,052) and total chances (1,073), and fifth in defensive runs saved (24, FanGraphs).
- Is one of only two players to appear in at least 145 games in centerfield in each of the last two seasons (2022-23), joining Cleveland's Myles Straw.
- Has made three Opening Day rosters (2020, '22 and '23 with San Diego).
- Has made the postseason three times (2019 with Milwaukee; 2020 and 2022 with San Diego)...has hit .169 (11-for-65) with 10R, 1 double, 3HR, 7RBI, 9BB and 3HP in 19 postseason games...drove in a run in six straight postseason games from 2020 NLDS Game 2 - 2022 NLDS Game 1, becoming the first player in Padres history to collect an RBI in six consecutive postseason games (previous: Jim Leyritz - five straight games in 1998)...his seven-game postseason hitting streak from 2020 NLDS Game 1 - 2022 NLDS Game 1 matched the second-longest postseason hitting streak in Padres history, trailing only Tony Gwynn's eight-game streak in 1984 (Alan Wiggins also had a seven-game streak in 1984).

CAREER HIGHLIGHTS

NL Gold Glove
► 2020, 2022

2023

- In 153 games with the Padres, hit .198 (93-for-469) with 67R, 31 doubles, 1 triple, 13HR, 50RBI, 75BB and 155B...set career highs in games played, runs scored, doubles, walks and stolen bases.
- Appeared in a Major League-high 153 games in centerfield, making 142 starts (second-most in the Majors) and posting a .987 fielding percentage (308TC/4E).
- Ranked among NL outfielders in games (fifth), innings (1,276.0, seventh), total chances (seventh), putouts (303, seventh) and games started (ninth).
- Did not make an error in his first 59 games from 3/30-6/9 and his final 50 games from 8/1-10/1.
- Reached base in 106 of his 153 games.
- Notched 4RBI in a game twice: 4/20 at Arizona and 9/8 at Houston.
- Recorded a pair of eight-game hitting streaks from 7/7-18 and 7/30-8/7, matching the second-longest of his career (trailing only a career-long 11-game hitting streak from 9/4-15/20).
- Reached base in at least 10 straight games three times: 11G from 3/30-4/10 and 10G from 7/7-20 and 7/28-8/7.
- Reached base in 18 of his first 20 games of the season from 3/30-4/20, including each of his first 11 games from 3/30-4/10.
- Hit a game-tying two-run HR in the eighth inning on 4/13 vs. Milwaukee.
- Homered in consecutive games for the fourth time in his career from 6/29-30.
- Hit a game-tying solo HR in the ninth inning on 7/31 at Colorado.
- Was acquired by the Yankees from the Padres along with OF Juan Soto in exchange for RHP Michael King, C Kyle Higashioka, RHP Jhony Brito, RHP Randy Vásquez and RHP Drew Thorpe on 12/6.

2022

- Hit .184 (83-for-451) with 58R, 16 doubles, 2 triples, 17HR, 53RBI, 57BB and 75B in 152 games...set a career high in home runs.
- Won his second career Gold Glove Award after posting a .994 fielding percentage (346TC/2E) in 148 appearances (124 starts) in centerfield...according to FanGraphs, his 14 outs above average were the second-most among all Major League outfielders, trailing only Arizona's Daulton Varsho (18)...among NL outfielders, ranked first in putouts (341), second in total chances, third in games played, fifth in defensive runs saved (eight, FanGraphs), eighth in fielding percentage and ninth in innings (1,143.0).



- ▶ Became just the fourth player in franchise history to win multiple Gold Glove Awards, joining Tony Gwynn (five), Steve Finley (two) and Dave Winfield (two).
- ▶ His seven sac hits were the sixth-most in the Majors.
- ▶ Recorded his third career "walk-off" hit and second career "walk-off" HR in the 10th inning on 5/29 vs. Pittsburgh...marked his first career extra-inning HR.
- ▶ Recorded an eight-game hitting streak from 7/27-8/3, batting .310/.355/.724 (9-for-29) with 6R, 3 doubles, 3HR, 6RBI and 2BB over that span...matched the second-longest hitting streak of his career.
- ▶ Hit 6HR in August, matching his most HR in a single calendar month in his career (also 6HR in August 2020).
- ▶ Homered in a career-high-tying three straight games from 8/1-2(G2).
- ▶ Recorded his fourth career "walk-off" hit and third career "walk-off" HR in the ninth inning in Game 2 on 8/2 vs. Colorado.
- ▶ Homered in back-to-back games from 8/12-13.
- ▶ Started each of the Padres' 12 postseason games in CF, batting .200 (8-for-40) with 8R, 3HR, 5RBI, 4BB and 2HP... his 8R scored were tied with Ha-Seong Kim (also 8R in 2022) for the most by a Padre in a single postseason in franchise history...is one of only five players in franchise history to hit at least 3HR in a single postseason, joining Jim Leyritz (4HR in 1998), Manny Machado (4HR in 2022), Greg Vaughn (3HR in 1998) and Ken Caminiti (3HR in 1996)...hit his first career postseason HR in NL Wild Card Game 1 at the Mets with a second-inning solo HR off Max Scherzer...also homered in NL Wild Card Game 2 at the Mets with a solo HR in the third inning off Jacob deGrom, becoming the fourth player in postseason history to hit a home run in consecutive games vs. Cy Young Award winners...drove in a run in four straight postseason games from NL Wild Card Game 1 - NLDS Game 1, becoming just the second player in Padres history to collect an RBI in four consecutive postseason games in a single postseason, joining Jim Leyritz who did so in five straight games to begin the 1998 postseason.

2021

- ▶ Batted .242 (112-for-462) with 61R, 28 doubles, 3 triples, 15HR, 62RBI, 54BB and 13SB in 132 games with the Padres...set a career high in hits, RBI and extra-base hits (46).
- ▶ Appeared in 127 games in centerfield, making 118 starts...made just four errors in 280 total chances, posting a .986 fielding percentage...according to FanGraphs, his five outs above average was tied for the eighth-most among Major League outfielders.
- ▶ Batted .304 (14-for-46) with 10R, 3 doubles, 3HR, 7RBI and 4BB in 14 Interleague games.
- ▶ With runners on base, hit .296/.375/.508 (53-for-179) with 10 doubles, 2 triples, 8HR, 55RBI and 22BB.
- ▶ Began the season on 10-day injured list with a left hamstring strain...exited a spring training game on 3/11 vs. Cleveland in the third inning with a Grade 1 left hamstring strain...was placed on the injured list on 3/29 and missed the first seven games of the season...was reinstated from the injured list on 4/9.
- ▶ Prior to the All-Star break, batted .274/.357/.491 (64-for-234) with 35R, 14 doubles, 2 triples, 11HR, 36RBI and 29BB in 64 games...following the break, hit .211/.296/.333 (48-for-228) with 26R, 14 doubles, 1 triple, 4HR, 26RBI and 25BB in 68 games.
- ▶ Hit .311/.386/.533 (28-for-90) with 14R, 5 doubles, 5HR, 9RBI, 11BB and 6SB in his first 24 games from 4/9-5/7.
- ▶ Recorded an extra-base hit in a career-high four straight games from 4/9-13 (later matched with four-game streaks from 8/1-3/22 and 6/28-7/1/23).
- ▶ Homered in three straight games for the first time in his career from 4/10-13.
- ▶ Hit his third career leadoff HR on 4/13 at Pittsburgh.
- ▶ Recorded multiple hits in a career-high-tying three straight games four times: 4/21-23, 4/30-5/2, 7/6-8 and 8/3-6.
- ▶ Posted a season-high eight game hitting streak from 5/9-17, batting .313/.421/.469 (10-for-32) with 6R, 1 double, 2 triples, 4RBI, 6BB and 1SB.
- ▶ Hit his fourth career leadoff HR on 5/21 vs. Seattle.
- ▶ Was placed on the 10-day injured list on 5/24 with a left foot contusion...missed 18 team games...played in two rehab games with Triple-A El Paso, going 1-for-5 with 1 double, 1RBI, 2BB and 1SB...was reinstated from the injured list on 6/12.
- ▶ Posted a 15-game on-base streak from 6/23-7/9, the second-longest on-base streak of his career (16G from 9/4-22/20)...hit .321/.406/.571 (18-for-56) with 9R, 5 doubles, 3HR, 15RBI, 7BB and 1HP over that span.
- ▶ Notched a career-high 3 doubles on 6/27 vs. Arizona.
- ▶ Recorded his second career multi-HR game on 6/30 at Cincinnati, hitting a solo HR in the second inning and his first career grand slam in the fifth inning.
- ▶ Recorded his second career "walk-off" hit with a "walk-off" single in the ninth inning on 7/8 vs. Washington.
- ▶ In his final 12 games of the season (9/21-10/3), batted .310/.348/.524 (13-for-42) with 5R, 6 doubles, 1HR, 6RBI, 3BB and 2SB.

2020

- ▶ Made his first career Opening Day roster and hit .251 (54-for-215) with 42R, 8 doubles, 3 triples, 10HR, 26RBI, 31BB and 10SB in 59 games with San Diego...led the Padres in walks.
- ▶ Won his first career Gold Glove Award, becoming the first Padre to win a Gold Glove since Chase Headley in 2012 (third base)...became the third player in franchise history to win a Gold Glove in centerfield, joining Steve Finley (1995-96) and Mike Cameron (2006).
- ▶ Played in 59 of San Diego's 60 games, appearing exclusively in CF...his 496.1 innings played led all National League outfielders...according to FanGraphs, his seven outs above average led Major League outfielders and his seven defensive runs saved ranked third among NL outfielders, trailing only St. Louis' Tyler O'Neill and Los Angeles-NL's Mookie Betts.



- ▶ Ranked eighth in the NL in runs scored and tied for eighth in games played.
- ▶ Set career highs with 3HR and 6RBI on 8/22 vs. Houston...hit his second career leadoff HR, a three-run HR in the second inning and a two-run HR in the seventh inning...became the ninth player in franchise history (11th time) to hit 3HR in a game, joining Hunter Renfroe (twice: 3HR on 6/14/19 at Colorado and 9/20/17 vs. Arizona), Wil Myers (3HR on 7/7/18 at Arizona), Christian Villanueva (3HR on 4/3/18 vs. Colorado), Phil Nevin (3HR on 10/6/01 vs. Colorado), Bret Boone (3HR on 6/23/00 at Cincinnati), Ken Caminiti (3HR on 7/12/98 at Los Angeles-NL), Steve Finley (twice: 3HR on 6/23/97 at San Francisco and 5/19/97 at Cincinnati) and Nate Colbert (3HR on 8/1/72-G2 at Atlanta)...was the fourth Padres outfielder (sixth time) to accomplish the feat, joining Renfroe, Myers and Finley...recorded at least 4H in a game for the second time in his career.
- ▶ Recorded multiple hits in a career-high three straight games from 9/4-6.
- ▶ Posted a career-high 16-game on-base streak from 9/4-22, batting .308/.422/.404 (16-for-52) with 14R, 2 doubles, 1HR, 5RBI, 9BB, 2HP and 6SB.
- ▶ Recorded a career-long 11-game hitting streak from 9/4-15, batting .410/.429/.538 (16-for-39) with 10R, 2 doubles, 1HR, 4RBI, 1BB and 3SB.
- ▶ Recorded his first career "walk-off" hit with a "walk-off" HR on 9/25-G2 at San Francisco...marked the Padres' first "walk-off" HR on the road in club history.
- ▶ Started all six postseason games for the Padres in CF and batted .136 (3-for-22) with 1R, 1 double, 2RBI, 4BB and 1HP...recorded his first career postseason hit in NLDS Game 1 at Los Angeles-NL with an eighth-inning double, the Padres only extra-base hit of the game...his double snapped a 0-for-19 hitless streak...hit safely in all three games in the NLDS against the Dodgers, batting .273 (3-for-11) with 1 double, 2RBI, 1BB and 1HP.

2019

- ▶ Saw his first Major League action, batting .231 (36-for-156) with 24R, 6 doubles, 2 triples, 6HR, 24RBI, 20BB and 15B in 51 games with Milwaukee...appeared at all three outfield positions (17G/9GS in LF, 21G/14GS in CF and 16G/14GS in RF).
- ▶ Spent the majority of the season in the minors, combining to hit .300/.407/.603 (111-for-370) with 71R, 22 doubles, 6 triples, 26HR, 71RBI, 67BB and 12SB in 97 games with Double-A Biloxi and Triple-A San Antonio.
- ▶ Began the year with Double-A Biloxi, batting .254/.371/.504 (60-for-236) with 34R, 14 doubles, 3 triples, 13HR, 41RBI, 44BB and 6SB in 63 games...was named a Southern League Mid-Season All-Star.
- ▶ Was named the Southern League "Player of the Week" for 5/27-6/2 after batting .409/.517/1.136 (9-for-22) with 8R, 5 doubles, 1 triple, 3HR, 12RBI and 6BB in six games.
- ▶ Was promoted to Triple-A San Antonio on 6/20 and hit .381/.471/.776 (51-for-134) with 37R, 8 doubles, 3 triples, 13HR, 30RBI, 23BB and 6SB in 34 games.
- ▶ Was named the Brewers "Minor League Player of the Month" for May, June and July.
- ▶ Was signed to a Major League contract and selected to the active roster on 8/1...made his Major League debut that night at Oakland, starting in CF and going 0-for-3.
- ▶ Recorded his first Major League hit (first-inning single off Yu Darvish) and home run (eighth-inning solo HR off of Tyler Chatwood) on 8/4 at Chicago-NL.
- ▶ Recorded a career-high 5H on 9/9 at Miami.
- ▶ Hit his first career leadoff HR on 9/11 at Miami.
- ▶ Made his postseason debut, starting in RF and batting leadoff in Milwaukee's Wild Card Game at Washington (0-for-3, 1R, 1BB).
- ▶ Following the season, was named an Organization All-Star by MiLB.com.
- ▶ Was acquired by San Diego from Milwaukee along with RHP Zach Davies in exchange for LHP Eric Lauer, INF Luis Urias and a player to be named later or cash considerations on 11/27.

2018

- ▶ In 107 games with Double-A Biloxi, hit .233 (78-for-335) with 45R, 10 doubles, 2 triples, 7HR, 31RBI, 63BB and 11SB...ranked sixth in the Southern League in OBP (.356) and walks.
- ▶ Following the season, played for the Peoria Javelinas in the Arizona Fall League...hit .150 (9-for-60) with 4R, 1 triple, 1HR, 6RBI and 13BB in 17 games.

2017

- ▶ Hit .223 (102-for-457) with 78R, 21 doubles, 6 triples, 8HR, 45RBI, 98BB and 38SB in 133 games with Single-A Carolina...led Brewers minor leaguers and the Carolina League in walks...ranked second among all minor leaguers in walks...also led the Carolina League in games, tied for second in runs scored and stolen bases and ranked sixth in OBP (.360).

2016

- ▶ Spent the season with Single-A Wisconsin, batting .231 (51-for-221) with 27R, 15 doubles, 2 triples, 2HR, 24RBI, 37BB and 5SB in 59 games.
- ▶ Following the season, was tabbed by *Baseball America* as the Brewers' No. 6 prospect.

2015

- ▶ In his professional debut with the AZL Brewers and Rookie-level Helena, combined to hit .309/.424/.430 (64-for-207) with 39R, 7 doubles, 6 triples, 2HR, 21RBI, 39BB and 25SB in 55 games.



- ▶ Spent the majority of the season with the AZL Brewers, hitting .309/.422/.442 (51-for-165) with 34R, 7 doubles, 6 triples, 1HR, 16RBI, 30BB and 20SB in 43 games...ranked third in the AZL in walks, tied for third in triples and stolen bases, ranked fourth in OBP and OPS (.864), and tied sixth in runs scored.
- ▶ Was promoted to Rookie-level Helena on 8/27 and batted .310/.431/.381 (13-for-42) with 5R, 1HR, 5RBI, 9BB and 5SB in 12 games.
- ▶ Was named the Brewers' "Minor League Player of the Month" for August, batting .333 (32-for-96) with 19R, 3 doubles, 3 triples, 11RBI, 24BB and 15SB in 26 games between the AZL Brewers (21G) and Rookie-level Helena (5G).
- ▶ Following the season, was tabbed by *Baseball America* as the Brewers' No. 3 prospect and an Organization All-Star by MilB.com.

PERSONAL

- ▶ Was born Trenton Marcus Clark...legally changed his last name to Grisham, his mother Michelle's last name, in 2017.
- ▶ Graduated from Richland High School (Tex.), where as a freshman, he played baseball, basketball and football.
- ▶ Played for the 18-U Team USA, and he led the team in the Pan American Championship with a .538 batting average.
- ▶ Committed to Texas Tech University prior to signing with the Brewers.

Grisham's Career Batting Record

Year	Club	AVG	G	AB	R	H	2B	3B	HR	RBI	SH	SF	HP	BB	SO	SB	CS	E	OBP	SLG
2015	AZL Brewers	.309	43	165	34	51	7	6	1	16	1	1	3	30	36	20	5	2	.422	.442
	Helena	.310	12	42	5	13	0	0	1	5	1	0	0	9	8	5	3	0	.431	.381
2016	Wisconsin	.231	59	221	27	51	15	2	2	24	2	0	2	37	68	5	10	4	.346	.344
2017	Carolina	.223	133	457	78	102	21	6	8	45	5	6	3	98	141	38	5	7	.360	.348
2018	Biloxi	.233	107	335	45	78	10	2	7	31	3	2	2	63	87	11	3	5	.356	.337
2019	Biloxi	.254	63	236	34	60	14	3	13	41	0	2	1	44	50	6	4	1	.371	.504
	SAN ANTONIO	.381	34	134	37	51	8	3	13	30	1	0	0	23	22	6	1	2	.471	.776
	MILWAUKEE - a	.231	51	156	24	36	6	2	6	24	0	3	4	20	48	1	0	0	.328	.410
2020	SAN DIEGO	.251	59	215	42	54	8	3	10	26	1	3	31	64	10	1	2	.352	.456	
2021	SAN DIEGO - b, c	.242	132	462	61	112	28	3	15	62	1	4	6	54	119	13	5	4	.327	.413
	El Paso	.200	2	5	0	1	1	0	0	1	0	0	0	2	0	1	0	0	.429	.400
2022	SAN DIEGO	.184	152	451	58	83	16	2	17	53	7	2	7	57	150	7	1	2	.284	.341
2023	SAN DIEGO - d	.198	153	469	67	93	31	1	13	50	4	1	5	75	154	15	3	4	.315	.352
Minor League Totals		.255	453	1595	260	407	76	22	45	193	13	11	11	306	412	92	31	21	.376	.415
Major League Totals		.216	547	1753	252	378	89	11	61	215	13	11	25	237	535	46	10	12	.316	.383

Selected by the Milwaukee Brewers in the first round (15th overall) of the 2015 First-Year Player Draft.

- a - Acquired by the San Diego Padres from the Milwaukee Brewers along with RHP Zach Davies in exchange for LHP Eric Lauer, INF Luis Urias and a player to be named later or cash considerations on November 27, 2019.
- b - Placed on the 10-day injured list from March 29 - April 9, 2021 with a left hamstring strain.
- c - Placed on the 10-day injured list from May 24 - June 12, 2021 with a left foot contusion.
- d - Acquired by the Yankees from the San Diego Padres along with OF Juan Soto in exchange for RHP Michael King, C Kyle Higashioka, RHP Jhony Brito, RHP Randy Vásquez and RHP Drew Thorpe on December 6, 2023.

Grisham's Postseason Record

Year	Club vs. Opp.	AVG	G	AB	R	H	2B	3B	HR	RBI	SH	SF	HP	BB	SO	SB	CS	E	OBP	SLG
2019	MIL vs. WAS (WC)	.000	1	3	1	0	0	0	0	0	0	0	0	1	2	0	0	1	.250	.000
2020	SD vs. STL (WC)	.000	3	11	1	0	0	0	0	0	0	0	0	3	6	0	0	0	.214	.000
	SD vs. LAD (DS)	.273	3	11	0	3	1	0	0	2	0	0	1	1	5	0	0	1	.385	.364
2022	SD vs. NYM (WC)	.500	3	8	5	4	0	0	2	3	0	0	2	2	0	0	0	0	.667	1.250
	SD vs. LAD (DS)	.308	4	13	2	4	0	0	1	2	0	0	0	2	6	0	0	0	.400	.538
	SD vs. PHI (CS)	.000	5	19	1	0	0	0	0	0	0	0	0	9	0	0	0	0	.000	.000
WCS Totals		.182	7	22	7	4	0	0	2	3	0	0	2	6	8	0	0	1	.400	.455
LDS Totals		.292	7	24	2	7	1	0	1	4	0	0	1	3	11	0	0	1	.393	.458
LCS Totals		.000	5	19	1	0	0	0	0	0	0	0	0	9	0	0	0	0	.000	.000
POSTSEASON TOTALS		.169	19	65	10	11	1	0	3	7	0	0	3	9	28	0	0	2	.299	.323

Grisham's Career Fielding Record

Position	PCT	G	PO	A	E	TC	DP
Outfield	.990	529	1,121	10	12	1,143	4

Grisham's Career Home Run Chart

MULTI-HOMER GAMES: 2. **TWO-HOMER GAMES:** 1, 6/30/21 at CIN. **THREE-HOMER GAMES:** 1, 8/22/20 vs. HOU. **GRAND SLAMS:** 1, 6/30/21 at CIN (Josh Osich). **PINCH-HIT HR:** None. **INSIDE-THE-PARK HR:** None. **"WALK-OFF" HR:** 3, last on 8/2/22 vs. COL-G2 (Alex Colomé). **LEADOFF HR:** 4, last on 5/21/21 vs. SEA (Chris Flexen).

Grisham's Career Bests and Streaks

HITS: 5, 9/9/19 at MIA. **RUNS:** 3 - 5 times (last on 7/1/23 at CIN). **2B:** 3, 6/27/21 vs. ARI. **3B:** 1 - 11 times (last on 7/1/23 at CIN). **HR:** 3, 8/22/20 vs. HOU. **RBI:** 6, 8/22/20 vs. HOU. **BB:** 3 - 6 times (last on 4/12/23 at NYM). **SO:** 4 - 6 times (last on 5/17/23 vs. KC). **SB:** 2, 5/30/23 at MIA. **HIT STREAK:** 11g, 9/4-15/20. **"WALK-OFF" HITS:** 4, last on 8/2/22 vs. COL-G2 (HR).

Player of the Month: None

Player of the Week: None

Rookie of the Month: None



IAN HAMILTON • RHP

71

HT: 6-1 • **WT:** 200 • **BATS:** R • **THROWS:** R
BIRTHDATE: 6/16/95 • **OPENING DAY AGE:** 28
BIRTHPLACE: Dover, N.H.
RESIDES: Peoria, Ariz.
COLLEGE: Washington State
M.L. SERVICE: 1 year, 126 days



STATUS

- ▶ Was signed by the Yankees as a minor league free agent on January 27, 2023.

2023

- ▶ In 39 appearances (three starts) with the Yankees, went 3-2 with two saves and a 2.64 ERA (58.0IP, 45H, 19R/17ER, 26BB, 69K, 2HR)...opponents batted .215/.310/.297 (45-for-209, 2HR); LH .198/.284/.323 (19-for-96, 2HR); RH .230/.331/.274 (26-for-113, 0HR).
- ▶ Ranked second among Major League relievers in HR/9.0IP (0.17), trailing only Oakland's Lucas Erceg (0.16)...ranked eighth among AL relievers in opponents' OPS (.566) and ninth in ERA (2.33).
- ▶ 28 of his 39 appearances were scoreless.
- ▶ Recorded at least four outs in 20 of his 39 appearances and recorded at least five outs in 17 of his games...tossed at least 2.0 innings in 14 appearances and at least 3.0 innings in three games.
- ▶ Recorded multiple strikeouts in 20 of his 39 appearances.
- ▶ Was signed to a Major League contract and selected to the active roster on 4/3...made his Yankees debut that night vs. Philadelphia and tossed 1.2 scoreless innings (3H, 2K).
- ▶ Posted a 1.17 ERA (23.0IP, 3ER) over his first 17 games from 4/3-6/29 and a 1.60 ERA (33.2IP, 6ER) over his first 26 games from 4/3-7/29.
- ▶ Did not allow a HR in his first 17 games (4/3-6/29).
- ▶ Recorded his first loss of the season on 4/10 at Cleveland (2.0IP, 1H, 1ER, 3BB, 3K).
- ▶ Tossed at least 2.0IP in three consecutive appearances from 4/7-13, striking out 13-of-29BF over that span...prior to that stretch, had tossed at least 2.0IP just once in his career (2.2IP on 6/4/22 at Toronto with Minnesota).
- ▶ Tossed 3.0 scoreless innings and recorded a career-high 6K on 4/13 vs. Minnesota (1H, 1BB)...marked the first time in his career he tossed at least 3.0IP.
- ▶ Retired all 3BF in the 10th inning on 4/19 vs. Los Angeles-AL to record his first win as a Yankee (1.0IP)...marked his second career win and his first since 9/25/18 vs. Cleveland with Chicago-AL.
- ▶ Did not allow a run in a career-high 10 straight outings from 4/26-6/29...posted a career-best 10.1 scoreless inning streak over that span.
- ▶ Allowed just 1ER over a 14-game span from 4/13-6/29, going 1-0 with one save, a 0.52 ERA (17.1IP, 1ER) and 21K.
- ▶ Earned his first career save on 5/6 at Tampa Bay (1.0IP, 1H, 1K).
- ▶ Exited the game on 5/16 at Toronto with right groin tightness (0.2IP, 1H, 2BB, 2K).
- ▶ Was placed on the 15-day injured list on 5/17 with a right groin strain...missed 35 team games...combined to make three rehab appearances with Double-A Somerset, allowing 1ER over 2.2IP (1H, 2BB, 4K)...was reinstated from the I.L. on 6/28.
- ▶ Served as an opener in Game 2 on 7/1 at St. Louis (1.0IP, 3H, 1ER, 2K, 1HR)...marked his first career start.
- ▶ Did not allow a HR over his final 19 appearances (7/7-9/30).
- ▶ Recorded at least four outs in 13 of his final 17 games from 7/16-9/30.
- ▶ Tossed at least 2.0IP in six of seven appearances from 7/29-8/18...tossed at least 1.2IP in nine of his final 14 appearances from 7/29-9/30.
- ▶ Earned his second win of the year on 8/5 vs. Houston after tossing 2.0 scoreless innings in relief (2BB, 4K).
- ▶ Served as the Yankees' opener on 8/9 at Chicago-AL (1.0IP, 1BB, 1K) and 8/11 at Miami (2.0IP, 3H, 2ER, 2K)...marked his second and third career starts.
- ▶ Allowed just 1H over a career-high 3.2 innings on 8/18 vs. Boston (5K).
- ▶ Took his second loss of the year on 8/27 at Tampa Bay after allowing a career-high 4ER (1.0IP, 3H, 1K, 2HP).
- ▶ Earned his second career save on 8/30 at Detroit after tossing 3.0 scoreless innings of relief (1BB, 5K).
- ▶ Was placed on the 15-day injured list on 9/3 (retroactive to 8/31) with a right groin strain...missed 15 team games...was reinstated from the I.L. on 9/16.
- ▶ Recorded his third win of the season on 9/25 vs. Arizona (1.2IP, 2H, 1ER, 1BB, 2K, 1HP).
- ▶ Attended spring training as a non-roster invitee and tossed 9.0 scoreless innings of relief over eight spring training appearances with the Yankees (5H, 3BB, 6K, 1HP).
- ▶ Signed with the Yankees as a minor league free agent on 1/27.



2022

- ▶ Made one appearance for the Minnesota Twins (2.2IP, 3H, 2R/ER, 1BB, 1HR).
- ▶ Spent the majority of the season with Triple-A St. Paul, going 2-3 with one save and a 1.88 ERA (28.2IP, 16H, 9R/6ER, 8BB, 36K, 3HR) in 23 appearances.
- ▶ Was signed to a Major League contract and selected to the active roster as a substitute player on 6/3.
- ▶ Made his Twins debut on 6/4 at Toronto, tossing 2.2 innings of relief (3H, 2ER, 1BB, 1HR)...was returned to Triple-A St. Paul on 6/6.
- ▶ Was acquired by the Cleveland Guardians in exchange for C Sandy León on 8/2...finished the season with Triple-A Columbus, going 0-4 with one save and a 6.27 ERA (18.2IP, 17H, 14R/13ER, 11BB, 24K, 3HR) in 15 games.

2021

- ▶ Spent the entire season with Triple-A St. Paul, going 4-3 with four saves and a 4.12 ERA (59.0IP, 46H, 31R/27ER, 39BB, 86K, 5HR) in 38 games (three starts)...was tied for the fourth-most appearances among Twins farmhands.
- ▶ Was designated for assignment by the Phillies on 1/29 before being claimed off waivers by the Twins on 2/5...was designated for assignment by the Twins on 2/12 and outrighted on 2/16.

2020

- ▶ Made four relief appearances for the Chicago White Sox in one stint with the club (7/27-8/22), posting a 4.50 ERA (4.0IP, 4H, 2ER, 5BB, 4K, 0HR).
- ▶ Was placed on the 10-day injured list on 8/15 (retroactive to 8/12) with right shoulder soreness...was reinstated and optioned to the Alternate Site on 8/22.
- ▶ Was designated for assignment on 9/18 and claimed off waivers by the Seattle Mariners on 9/25...was optioned to Seattle's Alternate Site on 9/25.
- ▶ Was claimed off waivers by the Philadelphia Phillies on 12/7.

2019

- ▶ Made 16 relief appearances for Triple-A Charlotte going 0-2 with three saves and a 9.92 ERA (16.1IP, 28H, 18ER, 3BB, 20K, 4HR).
- ▶ Began the season on the 10-day injured list with right shoulder inflammation suffered during spring training...was reinstated and optioned to Triple-A Charlotte on 4/4.
- ▶ Was placed on the minor league injured list on 5/22 with left quad discomfort...during his IL stint, was struck by a foul ball in June and suffered multiple facial fractures and missed the remainder of the season.

2018

- ▶ Saw his first Major League action with the Chicago White Sox, going 1-2 with a 4.50 ERA (8.0IP, 6H, 5R/4ER, 2BB, 5K, 2HR) in 10 relief appearances in one stint with the club (8/31-9/30)...opponents hit .207/.273/.414 (6-for-29), 2HR); LH .400/.500/.700 (4-for-10, 1HR); RH .105/.143/.263 (2-for-19, 1HR).
- ▶ Began the season in the minors, combining to go 3-2 with 22 saves and a 1.74 ERA (51.2IP, 38H, 11R/10ER, 16BB, 62K, 2HR) in 43 games with Double-A Birmingham and Triple-A Charlotte...recorded the eighth-most saves in the minors.
- ▶ Started the year at Double-A Birmingham, going 2-1 with a 1.78 ERA (25.1IP, 20H, 6R/5ER, 12BB, 34K, 0HR) in 21 relief appearances...was named a Southern League Mid-Season All-Star.
- ▶ Was promoted to Triple-A Charlotte on 6/21 and went 1-1 with 10 saves and a 1.71 ERA (26.1IP, 18H, 5R/ER, 4BB, 28K, 2HR) in 22 games.
- ▶ Was signed to a Major League contract and selected to the active roster on 8/31...made his Major League debut that night vs. Boston, tossing a scoreless ninth inning.
- ▶ Struck out Victor Reyes swinging in the eighth inning on 9/3 vs. Detroit for his first Major League strikeout.
- ▶ Recorded his first career win on 9/25 vs. Cleveland (0.1IP).

2017

- ▶ In 44 combined appearances with Single-A Winston-Salem and Double-A Birmingham, went 4-6 with seven saves and a 2.64 ERA (71.2IP, 59H, 26R/21ER, 16BB, 74K, 1HR)...among White Sox farmhands, ranked second in appearances and tied for fifth in saves.
- ▶ Spent the majority of the season with Single-A Winston-Salem, going 3-3 with six saves and a 1.71 ERA (52.2IP, 33H, 12R/10ER, 8BB, 52K, 1HR) in 30 relief appearances.
- ▶ Also made 14 appearances for Double-A Birmingham, going 1-3 with a 5.21 ERA (19.0IP, 26H, 14R/11ER, 8BB, 22K, 0HR).

2016

- ▶ In his professional debut, combined to go 1-1 with eight saves and a 3.58 ERA (32.2IP, 22H, 13ER, 15BB, 29K, 3HR) in 22 games with the AZL White Sox and Single-A Kannapolis.
- ▶ Made his season debut with the AZL White Sox (1.0IP, 1BB, 2K) before being transferred to Single-A Kannapolis on 6/24...in 21 games with Single-A Kannapolis, went 1-1 with eight saves and a 3.69 ERA (31.2IP, 22H, 13ER, 14BB, 27K, 3HR).



PERSONAL

- ▶ Attended Washington State where he was a three-year letter winner, going 5-16 with a school record 28 saves and a 3.66 ERA (160.0IP, 163H, 82R/65ER, 60BB, 123K, 9HR) over 70 appearances (15 starts)...named Freshman All-American by Collegiate Baseball and NCBWA after leading the Pac-12 with a school record 15 saves...named to All-Pac-12 Conference First Team as a sophomore...heading into his junior season, was ranked No. 44 among the Top 100 college prospects by *Baseball America* and garnered Louisville Slugger Preseason All-America Second Team honors.
- ▶ Played for the Wareham Gatemen in the 2015 Cape Cod League and was named the team's top pitcher after posting a 0.89 ERA in 12 games (four starts)...was named Co-MVP of the CCL All-Star Game.

Hamilton's Career Pitching Record

Year	Club	W	L	ERA	G	GS	CG	SHO	SV	IP	H	R	ER	HR	HP	BB	SO	WP	BK
2016	AZL White Sox	0	0	0.00	1	0	0	0	0	1.0	0	0	0	0	0	1	2	0	0
	Kannapolis	1	1	3.69	21	0	0	0	8	31.2	22	13	3	0	14	27	0	0	
2017	Winston-Salem	3	3	1.71	30	0	0	0	6	52.2	33	12	10	1	2	8	52	1	0
	Birmingham	1	3	5.21	14	0	0	0	1	19.0	26	14	11	0	0	8	22	2	0
2018	Birmingham - a	2	1	1.78	21	0	0	0	12	25.1	20	6	5	0	0	12	34	1	0
	Charlotte	1	1	1.71	22	0	0	0	10	26.1	18	5	5	2	1	4	28	2	0
	CHICAGO-AL	1	2	4.50	10	0	0	0	0	8.0	6	5	4	2	1	2	5	0	0
2019	Charlotte	0	2	9.92	16	0	0	0	3	16.1	28	18	18	4	0	3	20	1	0
2020	CHICAGO-AL - b,c,d	0	0	4.50	4	0	0	0	0	4.0	4	2	2	0	0	5	4	2	0
2021	St. Paul - e	4	3	4.12	38	3	0	0	4	59.0	46	31	27	5	2	39	86	12	0
2022	St. Paul	2	3	1.88	23	0	0	0	1	28.2	16	9	6	3	2	8	36	3	0
	MINNESOTA - f	0	0	6.75	1	0	0	0	0	2.2	3	2	2	1	0	1	0	0	0
	Columbus	0	4	6.27	15	0	0	0	1	18.2	17	14	13	3	0	11	24	1	0
2023	YANKEES - g, h	3	2	2.64	39	3	0	0	2	58.0	45	19	17	2	3	26	69	1	0
	Somerset	2	1	3.38	3	0	0	0	0	2.2	1	1	1	0	0	2	4	0	0
Minor League Totals		16	22	3.49	204	3	0	0	46	281.1	227	123	109	21	7	110	335	23	0
Major League Totals		4	4	3.10	54	3	0	0	2	72.2	58	28	25	5	4	34	78	3	0
NYY Totals		3	2	2.64	39	3	0	0	2	58.0	45	19	17	2	3	26	69	1	0

Selected by the Chicago White Sox in the 11th round of the 2016 First-Year Player Draft.

a - Placed on the 10-day injured list from March 26 (retroactive to March 25) - April 4, 2019 with right shoulder inflammation.

b - Placed on the 10-day injured list from August 15 (retroactive to August 12) - 22, 2020 with right shoulder soreness.

c - Claimed off waivers by the Seattle Mariners from the Chicago White Sox on September 25, 2020.

d - Claimed off waivers by the Philadelphia Phillies from the Seattle Mariners on December 7, 2020.

e - Claimed off waivers by the Minnesota Twins from the Philadelphia Phillies on February 5, 2021.

f - Acquired by the Cleveland Guardians from the Minnesota Twins in exchange for C Sandy León on August 2, 2022.

g - Placed on the 15-day injured list from May 17 - June 28, 2023 with a right groin strain.

h - Placed on the 15-day injured list from September 3 (retroactive to August 31) - September 16, 2023 with a right groin strain.

Hamilton's Career Fielding Record

Position	PCT	G	PO	A	E	TC	DP
Pitcher	1.000	54	9	9	0	17	1

Hamilton's Career Bests and Streaks

COMPLETE GAMES: None. **LOW-HIT COMPLETE GAME:** None. **IP (START):** 2.0, 8/11/23 at MIA. **IP (RELIEF):** 3.2, 8/18/23 vs. BOS. **HITS:** 4, 9/20/23 vs. TOR. **RUNS:** 4, 8/27/23 at TB. **EARNED RUNS:** 4, 8/27/23 at TB. **WALKS:** 3 - 3 times (last on 8/14/23 at ATL). **STRIKEOUTS:** 6, 4/13/23 vs. MIN. **HR:** 1 - 5 times (last on 7/5/23 vs. BAL). **WINNING STREAK:** 2G, 4/19-8/5/23. **LOSING STREAK:** 2G, 9/9-24/18. **SCORELESS STREAK (IP):** 10.1, 4/26-6/29/23.

Pitcher of the Month: None

Player of the Week: None

Rookie of the Month: None

Milestone Wins in Franchise History

1	4/23/1903 at Washington, 7-2	5,000	9/11/1959 vs. Detroit, 9-3
100	6/19/1904 at St. Louis (G1), 4-3	6,000	..	5/8/1971 at Chicago-AL, 2-1 (11 innings)
500	8/31/1909 at Cleveland (G1), 4-1	7,000	8/4/1982 vs. Chicago-AL, 6-2
1,000	9/9/1916 at Philadelphia (G1), 4-1	8,000	7/21/1994 at California, 11-7
2,000	6/2/1928 at Detroit, 5-2 (10 innings)	9,000	5/17/2005 at Seattle, 6-0
3,000	8/27/1938 vs. Cleveland (G1), 8-7	10,000	10/1/2015 vs. Boston, 4-1
4,000	6/30/1949 at Boston, 6-3			

*With their 10,000th win, the Yankees became the first AL team to reach 10,000 regular season victories...with a 10,684-8,080 (.569) franchise record through 2023, the Yankees are the all-time winningest AL team.



CLAY HOLMES • RHP

35

HT: 6-5 • **WT:** 245 • **BATS:** R • **THROWS:** R
BIRTHDATE: 3/27/93 • **OPENING DAY AGE:** 31
BIRTHPLACE: Dothan, Ala.
RESIDES: Nashville, Tenn.
M.L. SERVICE: 5 years, 31 days



STATUS

- ▶ Was acquired by the Yankees from the Pittsburgh Pirates in exchange for infielders Diego Castillo and Hoy Park on July 26, 2021.

CAREER NOTES

- ▶ Has made four Opening Day rosters (two with Pittsburgh from 2020-21 and two with the Yankees from 2022-23).
- ▶ Made his first career All-Star team in 2022.
- ▶ According to *Elias*, his career-best 31.1 scoreless inning streak from 4/9-6/18/22 was tied with Ryne Duren (31.1IP in 1959) for the third-longest single-season scoreless inning streak by a Yankees pitcher in the last 74 years (since 1950), trailing only Jack Aker (33.0IP in 1969) and Allie Reynolds (31.2IP in 1951)...retired 91-of-112 batters faced with 33K (15H, 3BB, 3HP) and a .142 opponents' BA (15-for-106) over the streak.
- ▶ His 29-game streak without allowing a run from 4/9-6/18/22 is the longest scoreless streak by a Yankees pitcher in franchise history (in terms of games).
- ▶ With 20 saves in 2022 and 24 saves in 2023, became the eighth pitcher in franchise history (since saves became an official stat in 1969) to record multiple seasons of at least 20 saves...joined Mariano Rivera (16), Dave Righetti (seven), Aroldis Chapman (five), Rich Gossage (five), Sparky Lyle (four), Steve Farr (three) and John Wetteland (two)...is just one of 12 players in franchise history (since saves became an official stat in 1969) to record at least 20 saves in a single season, joining Mariano Rivera (16 times: 1997-2011, '13), Dave Righetti (seven: 1984-90), Aroldis Chapman (five: 2016-19, '21), Rich Gossage (five: 1978, '80-83), Sparky Lyle (four: 1972-73, '76-77), Steve Farr, (three: 1991-93), John Wetteland (two: 1995-96), Andrew Miller (2015), David Robertson (2014), Rafael Soriano (2012) and Lindy McDaniel (1970).
- ▶ Has made the postseason twice (both with the Yankees from 2021-22), tossing 8.0 scoreless innings over six relief appearances (3H, 2BB, 8K).

CAREER HIGHLIGHTS

AL All-Star

▶ 2022

2023

- ▶ Went 4-4 with a career-high 24 saves and a 2.86 ERA (63.0IP, 51H, 22R/20ER, 23BB, 71K, 2HR) in 66 relief appearances...opponents batted .218/.294/.291 (51-for-234, 2HR); LH .200/.289/.270 (20-for-100, 1HR); RH .231/.297/.306 (31-for-134, 1HR)...led the club in games pitched.
- ▶ Recorded at least 20 saves for his second straight season (also 20 in 2022)...became the eighth pitcher in franchise history (since saves became an official stat in 1969) to record multiple seasons of at least 20 saves (also 20 saves in 2022)...joined Mariano Rivera (16), Dave Righetti (seven), Aroldis Chapman (five), Rich Gossage (five), Sparky Lyle (four), Steve Farr (three) and John Wetteland (two).
- ▶ His 88.9 save percentage (24-for-27) was the second-highest in the AL and tied for the sixth-highest in the Majors...his 24 saves were the 10th-most in the AL.
- ▶ 53 of his 66 appearances were scoreless, including 45 of his final 54 games (5/6-9/30).
- ▶ His 64.8 groundball percentage ranked fourth in the AL and seventh in the Majors among relievers (min. 100BF).
- ▶ Allowed just 2HR in 63.0IP...his 0.29 HR/9.0IP ratio was the eighth-lowest among AL relievers.
- ▶ After recording a 6.30 ERA (10.0IP, 7ER) in his first 12 games from 4/1-5/3, posted a 2.21 ERA (53.0IP, 13ER) and 59K in his final 54 games from 5/6-9/30...his 2.21 ERA in that span was the eighth-lowest among AL pitchers (min. 45.0IP).
- ▶ Did not allow a HR in his first 39 appearances (37.1IP)...marked the seventh-longest such streak by a Yankees pitcher to start a season in franchise history (in terms of games).
- ▶ Earned his first save of the season on 4/5 vs. Philadelphia after striking out the side (1.0IP, 3K).
- ▶ Recorded a save in four straight appearances from 4/5-12.
- ▶ Recorded the loss on 4/14 vs. Minnesota after surrendering a go-ahead two-run double to Carlos Correa in the eighth inning (1.0IP, 2H, 2ER, 1BB)...marked his first blown save since 8/12/22 at Boston.
- ▶ Took his second loss of the year on 5/1 vs. Cleveland after allowing 2ER after failing to record an out (3BF, 3H).
- ▶ Posted a season-high 11.0 scoreless inning streak from 5/6-27...marked the third-longest scoreless inning streak of his career, trailing only his 31.1 scoreless inning streak from 4/9-6/18/22 and his 13.0 scoreless inning streak from 5/3-6/9/21...his 11-game scoreless streak was also the third-longest of his career (recorded a 29-game streak from 4/9-6/18/22 and a 14-game streak from 5/3-6/9/21).
- ▶ Did not allow a run in 32 of 35 appearances from 5/6-8/11, going 4-0 with 12 saves and a 0.78 ERA (34.2IP, 3ER) in that span...his 0.78 ERA was the lowest ERA among all Major League pitchers in that span (min. 30.0IP).
- ▶ Earned his first win of the season on 5/12 vs. Tampa Bay after retiring two-of-three batters faced in the eighth inning (0.2IP, 1H, 1K).
- ▶ Recorded a career-high-tying four-game winning streak from 5/12-6/4.



- ▶ On 5/13 vs. Tampa Bay, tossed 1.2 scoreless innings (3H, 3K)...marked his longest outing since 9/22/22 vs. Boston (2.0IP).
- ▶ Earned his second win of the season on 5/20 at Cincinnati after tossing a scoreless ninth inning (1BB, 1K).
- ▶ Converted 20 of his final 21 save opportunities from 5/21-9/30.
- ▶ Made his 200th career appearance on 5/25 vs. Baltimore (0.2IP, 1H, 1K).
- ▶ Earned his third win of the year on 5/27 vs. San Diego after tossing a perfect 10th inning (1.0IP, 1K).
- ▶ Recorded an 8.2 scoreless inning streak from 5/31-6/20, going 1-0 with four saves and 11K in eight games over that span.
- ▶ Recorded his fourth win of the year on 6/4 at Los Angeles-NL (1.0IP, 1BB, 2K).
- ▶ Entered the game on 6/13 at New York-NL in the eighth inning with the bases loaded and stranded all three inherited runners...retired both of his 2BF (0.2IP, 2K).
- ▶ Earned the save on 6/20 vs. Seattle after tossing 1.2 scoreless innings (0H, 2K)...matched his longest outing of the year (also 1.2IP on 5/13 vs. Tampa Bay).
- ▶ Converted each of his final 13 save opportunities from 7/21-9/30, tied for the second-longest such streak by a Yankees pitcher in the last four seasons (since 2020)...trails only Aroldis Chapman who converted 23 straight save opportunities from 7/20/21-5/17/22 (Chapman also had 13 straight conversions from 9/13/20-5/20/21).
- ▶ Took the loss on 8/13 at Miami after allowing a season-high 5R/4ER in 0.1IP (3H, 1BB, 1K)...marked his most runs allowed since 6/11/21 at Milwaukee with Pittsburgh (also 5R) and his most ER allowed since 7/12/22 vs. Cincinnati (also 4ER).
- ▶ Allowed 10 of his 22R in a six-game span from 8/13-29 (5.1IP, 13H, 10R/9ER, 3BB, 4K, 1HR, 1HP).
- ▶ Took the loss on 8/20 vs. Boston after allowing a go-ahead RBI double to Justin Turner in the ninth inning (1.0IP, 2H, 1ER, 1BB).
- ▶ Did not allow a run in nine straight outings from 8/31-9/16 (9.0IP, 2H, 3BB, 9K), retiring 26-of-31BF over that span.
- ▶ Over his final 13 games from 8/31-9/30, posted a 0.69 ERA (13.0IP, 1ER) and 13K...held opponents to a .114 BA (5-for-44) over that stretch.
- ▶ Was named the AL "Reliever of the Month" for September/October after going 8-for-8 in save opportunities and posting a 0.75 ERA (12.0IP, 5H, 2R/1ER, 4BB, 11K) in 12 relief appearances...his eight saves were tied for the most in the AL during that span...was his second career AL "Reliever of the Month" honor (also May 2022)...since the award's inception in 2017, is the second Yankees reliever to win the award multiple times (also Aroldis Chapman – three times).
- ▶ Earned his 20th save of the season on 9/15 at Pittsburgh after tossing a perfect ninth inning (1.0IP, 1K)...became the eighth pitcher in franchise history (since saves became an official stat in 1969) to record multiple seasons of at least 20 saves (also 20 saves in 2022)...joined Mariano Rivera (16), Dave Righetti (seven), Aroldis Chapman (five), Rich Gossage (five), Sparky Lyle (four), Steve Farr (three) and John Wetteland (two).
- ▶ Earned his 21st save of the season on 9/16 at Pittsburgh (1.0IP, 1K), surpassing his previous career high (20 in 2022).
- ▶ Recorded his career-high 24th save of the season on 9/30 at Kansas City after tossing a perfect ninth inning (1.0IP, 2K).

2022

- ▶ In 62 relief appearances, went 7-4 with 20 saves and a 2.54 ERA (63.2IP, 45H, 21R/18ER, 20BB, 65K, 2HR)...opponents batted .196/.286/.261 (45-for-230, 2HR); LH .250/.355/.337 (23-for-92, 1HR); RH .159/.237/.210 (22-for-138, 1HR)...made his first career All-Star team...led Yankees pitchers in games and led Yankees relievers in innings pitched.
- ▶ Was the 12th player in franchise history (since saves became an official stat in 1969) to record at least 20 saves in a single season, joining Mariano Rivera (16 times: 1997-2011, '13), Dave Righetti (seven: 1984-90), Aroldis Chapman (five: 2016-19, '21), Rich Gossage (five: 1978, '80-83), Sparky Lyle (four: 1972-73, '76-77), Steve Farr (three: 1991-93), John Wetteland (two: 1995-96), Andrew Miller (2015), David Robertson (2014), Rafael Soriano (2012) and Lindy McDaniel (1970).
- ▶ Did not allow a run in 29 of his first 30 appearances from 4/8-6/18, posting a 0.28 ERA (32.0IP, 1ER) in that span...was the second-lowest ERA among Major League relievers during that stretch (min. 20.0IP), trailing only Tampa Bay's J.P. Feyereisen (0.00 ERA - 24.1IP)...according to *Elias*, it was the second-lowest ERA by a Yankees pitcher through their first 30 games of a season (since earned runs became official in the AL in 1913), behind only Dellin Betances (0.27 ERA in 2015).
- ▶ Did not allow a run in 35 of his first 38 appearances, posting a 0.46 ERA (39.1IP, 2ER) in that span (4/8-7/9)...was the lowest ERA in the Majors among relievers during that span (min. 35.0IP)... according to *Elias*, was the lowest ERA by a Yankees pitcher through their first 38 games of a season in franchise history (next: Mariano Rivera, 0.89 ERA through 38G in 2005).
- ▶ Led all pitchers (min. 30.0IP) with a 77.0 groundball percentage (next: Houston's Framber Valdez - 67.3).
- ▶ His 0.28 HR/9.0IP was the fifth-lowest among American League relievers.
- ▶ Recorded at least four outs in four of his saves (1.1IP on 4/16 at Baltimore, 2.0IP on 5/18 at Baltimore, 1.1IP on 5/21 vs. Chicago-AL and 1.2IP on 7/22 at Baltimore), tied for the seventh-most such saves in the Majors... matched the most by a Yankee reliever in a single season since 2013 (also Dellin Betances in 2015 and 2016, Andrew Miller in 2015 and David Robertson in 2014).
- ▶ After allowing a run in his season debut on Opening Day (0.2IP, 3H, 1ER), did not allow a run in his next 29 appearances from 4/9-6/18 (31.1IP)...surpassed Mariano Rivera's 28-game streak from 7/22-10/2/99 for the longest scoreless streak by a Yankees pitcher in franchise history (in terms of games).
- ▶ His career-best 31.1 scoreless inning streak from 4/9-6/18 was the longest scoreless streak in the American League and second-longest in the Majors in 2022 (Zac Gallen - 44.1IP from 8/8-9/11)...according to *Elias*, his streak was tied with Ryne Duren (31.1IP in 1959) for the third-longest single-season scoreless inning streak by a Yankees pitcher in the last 73 years (since 1950), trailing only Jack Aker (33.0IP in 1969) and Allie Reynolds (31.2IP in 1951)...retired 91-of-112 batters faced with 33K (15H, 3BB, 3HP) and a .142 opponents' BA (15-for-106) over the streak.



- ▶ Tossed 27 scoreless appearances of at least 1.0IP within the Yankees' first 73 games (4/8-6/26), becoming just the fourth Yankees pitcher (fifth time) in franchise history to record 27 such appearances within Yankees' first 73 games of a season (also Mariano Rivera - 33G in 2004 and 29G in 2008; Aroldis Chapman - 29G in 2018; Tom Gordon - 27G in 2004).
- ▶ Recorded a career-high tying four-game winning streak from 4/12-5/9 (also 4G from 7/17-9/3/21).
- ▶ Converted each of his first 11 save opportunities from 4/16-6/15...was the fifth Yankee (seventh time) to convert each of his first 11 save opportunities of a season (since saves became an official stat in 1969), joining Mariano Rivera (first 28 in 2008, first 18 in 2013, first 12 in 2004), Andrew Miller (first 24 in 2015), Lee Guetterman (first 13 in 1989) and Aroldis Chapman (first 11 in 2021)...was one of two pitchers in the Majors in 2022 to convert each of his first 11 save opportunities, joining Josh Hader (first 18).
- ▶ Allowed just 1R over his first 19 road appearances from 4/16-7/27, becoming just the sixth Yankees reliever (10th time) to allow a total of just 1R-or-fewer over his first 19 road appearances of a season, joining Mariano Rivera (five times: 2002, '04-05, '08 and '10), Dellin Betances (2015), Rafael Soriano (2012), Boone Logan (2012) and David Robertson (2011).
- ▶ Recorded his first career save on 4/16 at Baltimore after retiring all 4BF (1.1IP, 1K)...with LHP JP Sears also recording his first career win, it marked the fourth time since 1969 (when saves became an official stat) that the Yankees had pitchers record their first career win and save in the same game: Shane Greene (win) and Dellin Betances (save) on 7/7/14 at Cleveland; Vidal Nuño (win) and Adam Warren (save) in Game 2 on 5/13/13 at Cleveland; Al Closter (win) and Fritz Peterson (save) in Game 2 on 7/25/71 at Milwaukee (credit: *Elias*).
- ▶ Did not walk a batter in 17 consecutive appearances from 4/20-5/27, the longest streak by a Yankees pitcher since Boone Logan's 17-game streak from 4/16-5/27/13...faced 69 consecutive batters without allowing a walk from the seventh inning on 4/19 at Detroit to the ninth inning on 6/2-G2 vs. Los Angeles-AL.
- ▶ Was named the AL "Reliever of the Month" for May after going 3-0 with four saves over 12 scoreless appearances (14.0IP, 8H, 0BB, 15K)...his 14.0IP were the most among AL relievers that did not allow a run during May...his 15K were the most among AL relievers that did not allow a walk...was the first Yankees reliever to win the award since Aroldis Chapman (August 2019) and Tommy Kahnle (July 2019) won the award in back-to-back months in 2019.
- ▶ Earned the win in back-to-back appearances from 5/8-9 vs. Texas.
- ▶ Earned his fourth win of the season on 5/9 vs. Texas...was the Yankees' 28th game of the season, becoming just the fifth Yankees reliever in franchise history and the first since 2001 to record four wins in the club's first 28 games of a season, joining Jeff Nelson (5 wins in 2000), Bob Grim (4 wins in 1957), Johnny Murphy (4 wins in 1943) and Bob Shawkey (4 wins in 1919).
- ▶ Recorded 14 saves from 5/18-7/7, tied with Houston's Ryan Pressly for the most in the Majors during that span.
- ▶ Earned a save in five consecutive appearances from 5/25-6/9, the longest streak by a Yankee since Aroldis Chapman recorded a save in six consecutive appearances from 7/24-8/5/21.
- ▶ Tossed a scoreless ninth to earn the save in Game 2 on 6/2 vs. Los Angeles-AL (1.0IP, 1BB, 1K, 2HP)...walked Shohei Ohtani with two outs, snapping his 17-game streak without allowing a walk...hit two consecutive batters with a pitch after recording only 2HP over his previous 80 appearances from 5/3/21-5/27/22.
- ▶ Allowed an RBI single to Manuel Margot in the eighth inning on 6/20 at Tampa Bay, snapping his career-high 31.1 scoreless inning streak...marked his first run allowed since Opening Day.
- ▶ Recorded his first loss of the year on 7/12 vs. Cincinnati after allowing a season-high 4ER without recording an out (2H, 1BB, 2HP)...marked his most runs in a game since 7/20/21 at Arizona with Pittsburgh (also 4R/ER).
- ▶ Struck out Xander Bogaerts swinging in the 10th inning on 7/15 vs. Boston to record his 200th career strikeout.
- ▶ Was named to his first career All-Star Game...was selected via the player ballot...did not allow a run in 0.2IP, retiring two of 3BF (1H).
- ▶ Took the loss in back-to-back appearances on 7/31 vs. Kansas City (0.2IP, 1H, 3ER, 1BB, 1HR, 1HP) and 8/5 at St. Louis (1.0IP, 2H, 2ER, 1BB, 2K)...marked the first time in his career he recorded the loss in consecutive outings.
- ▶ Allowed at least 1R in three straight appearances from 7/31-8/8...marked the first time he had allowed 1R-or-more in consecutive outings since 9/7-11/21 (3R/2ER in 3G)...marked the first time he allowed an earned run in consecutive outings since 7/10(G2)-17/21 (2G) and the first time he allowed an earned run in three straight games since 6/11-14/21 (also 3G).
- ▶ After converting 17 of his first 19 save opportunities, blew three straight save opportunities from 7/31-8/12.
- ▶ Was placed on the 15-day injured list on 8/17 (retroactive to 8/14) with left lower back spasm...missed 14 team games...was reinstated on 8/29.
- ▶ In his final 13 appearances from 8/29-9/26, was 3-for-3 in save opportunities with a 2-1 record and a 3.07 ERA (14.2IP, 5ER)...had posted a 10.24 ERA (9.2IP, 11ER) in his previous 11 appearances from 7/12-8/12, going 1-for-4 in save opportunities.
- ▶ Earned his 20th save of the year on 9/14 at Boston, becoming the 12th pitcher in franchise history to reach 20 saves in a single season (since saves became an official stat in 1969).
- ▶ Did not appear in the Yankees' final nine games of the season due to a right shoulder strain.
- ▶ Made five scoreless relief appearances for the Yankees in the postseason (6.0IP, 2H, 2BB, 7K, 1HP)...pitched in four of the Yankees' five ALDS games, tossing 3.1 scoreless innings (2BB, 5K, 1HP)...also tossed 2.2 scoreless innings of relief in ALCS Game 4 vs. Houston.

2021

- ▶ Combined with the Pirates and Yankees to go 8-4 with a 3.60 ERA (70.0IP, 53H, 32R/28ER, 29BB, 78K, 5HR) in 69 relief appearances...opponents batted .206 (53-for-257, 5HR); L.H. 272 (22-for-81, 3HR); R.H. 176 (31-for-176, 2HR).
- ▶ Went 5-2 with a 1.61 ERA (28.0IP, 18H, 8R/5ER, 4BB, 34K, 2HR) in 25 relief appearances with the Yankees...his 1.61 ERA was the ninth-lowest among AL pitchers (min. 20G) since he made his Yankees debut on 7/29.
- ▶ Held right-handed batters to a .176/.249/.222 (31-for-176) slash line...his .176 opponent's BA vs. right-handed batters was the seventh-lowest in the Majors (min. 180 batters faced).



- ▶ According to FanGraphs, was second among all Major League pitchers with a 68.7 groundball percentage, trailing only Houston's Framber Valdez's 70.3 groundball percentage (min. 60.0IP).
- ▶ Did not allow a run in 50 of 69 appearances, including 18 of 25 with the Yankees...was scoreless in 11 of his 13 outings of at least 1.1 innings.
- ▶ Began the season with the Pittsburgh Pirates, going 3-2 with a 4.93 ERA (42.0IP, 35H, 24R/23ER, 25BB, 44K, 3HR) in 44 relief appearances.
- ▶ Recorded his first win of the season on 4/25 at Minnesota, tossing 1.1 scoreless innings (1BB, 1K)...marked his first win since 7/2/19 vs. Chicago-NL.
- ▶ Tossed 2.0 scoreless innings and collected a season-high-tying 4K on 4/28 vs. Kansas City (2.0IP, 2H, 4K).
- ▶ Posted a 13.0 scoreless inning streak from 5/3-6/9 (13.0IP, 11H, 5BB, 11K).
- ▶ Struck out Javier Báez swinging in the ninth on 5/26 vs. Chicago-NL to record his 100th career strikeout.
- ▶ Surrendered just 1BB to his 93BF in 23 games from 7/23-9/26.
- ▶ Allowed just 4BB over his final 27 appearances from 7/23-10/3 (29.2IP, 108BF)...his 0.74 WHIP was the fifth-lowest and his 1.21 BB/9 ratio was the ninth-lowest in the Majors over that span (min. 25.0IP).
- ▶ Was acquired by the Yankees from the Pittsburgh Pirates in exchange for INF Diego Castillo and INF Hoy Park on 7/26.
- ▶ Recorded at least 1K in 21 of his 25 appearances with the Yankees.
- ▶ His five wins from his Yankees debut on 7/29 to the end of the season were the third-most on the team, trailing only Gerrit Cole (6) and Chad Green (6).
- ▶ In his Yankees debut on 7/29 at Tampa Bay, tossed a perfect eighth inning in relief (1K).
- ▶ Was placed on the COVID-19 injured list on 8/11...missed 11 team games...was reinstated on 8/23.
- ▶ Struck out all four batters he faced in relief on 9/4 vs. Baltimore (1.1IP), tying his season high (also 4K on 4/28 vs. Kansas City with Pittsburgh) and matching the second-highest total in a single game in his career, trailing only his 6K on 7/14/18 vs. Milwaukee with Pittsburgh...entered the game with the bases loaded and two out in the fifth, stranding all three runners.
- ▶ Made his postseason debut in the AL Wild Card Game at Boston, tossing 2.0 scoreless innings of relief (1H, 1K)...entered with two men on and no outs in the third and did not allow an inherited runner to score.

2020

- ▶ Made just one relief appearance for the Pirates (1.1IP, 2H, 0R, 1K) before missing the remainder of the season on the injured list.
- ▶ Suffered a fractured right fibula in a spring training game on 2/29 after being hit on the leg by a comebacker off the bat of Nelson Cruz.
- ▶ Made his first career Opening Day roster.
- ▶ Made his sole appearance on Opening Day on 7/24 at St. Louis, tossing 1.1 scoreless innings of relief (2H, 1K).
- ▶ Was placed on the 10-day injured list on 7/28 (retro. to 7/25) with a right elbow sprain...was transferred to the 45-day I.L. on 8/12 and missed the remainder of the season.
- ▶ Was non-tendered a contract on 12/2.
- ▶ Was signed to a minor league deal with the Pirates on 12/3.

2019

- ▶ In 35 relief appearances with the Pirates, went 1-2 with a 5.58 ERA (50.0IP, 45H, 36R/31ER, 36BB, 56K, 5HR) over two stints with the club (5/9-15, 5/17-9/29)...opponents batted .232 (45-for-194, 5HR); LH .266 (21-for-79, 1HR); RH .209 (24-for-115, 4HR).
- ▶ Began the season with Triple-A Indianapolis, going 2-1 with one save and a 6.32 ERA (15.2IP, 17H, 15R/11ER, 15BB, 13K, 1HR) in 10 relief appearances.
- ▶ Was recalled on 5/9 and made his season debut that night at St. Louis (2.0IP, 3H, 3R/2ER, 2BB, 3K, 1HP)...made one other relief appearance on 5/13 at Arizona (2.0IP, 1H, 1ER, 2BB, 1K, 1HR) before being optioned on 5/15.
- ▶ Was recalled from Triple-A Indianapolis on 5/17.
- ▶ Tossed 3.1 scoreless innings of relief on 5/22 vs. Colorado (3H, 1BB, 4K), the longest scoreless relief appearance of his career.
- ▶ Retired 14 consecutive batters from 6/25-7/2.
- ▶ Was placed on the 10-day injured list on 7/24 (retroactive to 7/23) with right triceps inflammation...missed 17 team games...made two rehab appearances with Double-A Altoona, going 1-0 with a 6.75 ERA (4.0IP, 5H, 3ER, 1BB, 3K, 0HR)...was returned from rehab and reinstated on 8/11.
- ▶ Tossed 3.2 innings of relief on 8/20 vs. Washington (1H, 1ER, 4BB, 3K, 1HP), the longest relief appearance of his career.
- ▶ Was placed on the 10-day injured list on 8/21 with left quadriceps discomfort...missed 11 team games...was reinstated on 9/1.
- ▶ Did not allow an earned run in his final five appearances from 9/17-28 (4.1IP, 4H, 1R/0ER, 2BB, 4K).

2018

- ▶ Saw his first Major League action with the Pirates, going 1-3 with a 6.84 ERA (26.1IP, 30H, 21R/20ER, 23BB, 21K, 2HR) in 11 games (four starts) over seven stints with the club (4/1, 4/2-12, 6/24-7/6, 7/14, 8/10-11, 8/21-25, 9/4-30)...opponents batted .291 (30-for-103, 2HR); LH .271 (13-for-48, 0HR); RH .309 (17-for-55, 2HR).



- ▶ Went 1-2 with a 7.80 ERA (15.0IP, 13ER) in four starts with the Pirates and 0-1 with a 5.56 ERA (11.1IP, 7ER) in seven relief appearances.
- ▶ Was recalled on 4/1 to be the "26th man" for a doubleheader in Detroit but did not pitch...was optioned to Triple-A Indianapolis following the doubleheader.
- ▶ Was recalled by the Pirates again on 4/2 and made his Major League debut on 4/6 vs. Cincinnati (2.0IP, 2H, 1ER, 2BB, 2K)...struck out Phil Gosselin looking in the eighth inning for his first Major League strikeout...was optioned again on 4/12.
- ▶ Went 4-0 with a 0.71 ERA (25.1IP, 2ER) in four Triple-A starts during the month of June...his ERA in June was the lowest among all Triple-A pitchers...was recalled by the Pirates on 6/24.
- ▶ Made his first Major League start on 7/4 at Los Angeles-NL and took his first career loss (2.1IP, 5H, 4ER, 3BB, 2K, 1WP)...was just the third Pittsburgh pitcher since 1913 to make his first Major League start on Independence Day (also Harry Fisher at Cincinnati in 1952 and Bruce Kison at Chicago in 1971)...was optioned to Single-A Bradenton on 7/6.
- ▶ Was recalled as the "26th man" for the doubleheader on 7/14 vs. Milwaukee...started Game 2 and recorded his first Major League win (6.0IP, 4H, 0R, 2BB, 6K)...set a career high in innings pitched and strikeouts...was returned to Triple-A Indianapolis following the game.
- ▶ Was recalled on 8/10 and started the game at San Francisco...took the loss after allowing a career-high 8H and 7ER in 2.2IP...also set a career high with 4BB...was optioned to Triple-A Indianapolis the following day.
- ▶ Was recalled a sixth time on 8/21...suffered a "walk-off" loss on 8/24 at Milwaukee after allowing 3R in the 15th inning...was optioned to Triple-A Indianapolis the following day.
- ▶ Was recalled again on 9/4 and finished the season at the Major League level.
- ▶ In 23 combined appearances (17 starts) with Triple-A Indianapolis and Single-A Bradenton, went 8-3 with a 3.29 ERA (101.1IP, 98H, 41R/37ER, 40BB, 108K, 4HR)...ranked third among Pittsburgh minor leaguers in ERA.
- ▶ Spent the majority of the season with Triple-A Indianapolis, going 8-3 with a 3.40 ERA (95.1IP, 94H, 40R/36ER, 40BB, 100K, 4HR)...made one start for Single-A Bradenton on 7/9 vs. Lakeland (ND, 6.0IP, 4H, 1ER, 0BB, 8K).

2017

- ▶ Went 10-5 with a 3.36 ERA (112.2IP, 96H, 45R/42ER, 59BB, 99K, 4HR) in 25 games (24 starts) with Triple-A Indianapolis...his 10 wins were tied for the most among all Pirates minor leaguers.

2016

- ▶ In 26 starts with Double-A Altoona, went 10-9 with a 4.22 ERA (136.1IP, 138H, 70R/64ER, 64BB, 101K, 10HR)...tied for fifth in the Eastern League in wins and starts...posted the highest ground ball ratio (2.94) among all full season minor leaguers.

2015

- ▶ In nine combined starts with the GCL Pirates and Single-A Bradenton, went 1-2 with a 2.48 ERA (36.1IP, 31H, 12R/10ER, 8BB, 26K, 0HR).
- ▶ Began season on the minor league disabled list recovering from "Tommy John" surgery.
- ▶ Made three starts during a rehab assignment with the GCL Pirates, going 1-0 with a 2.03 ERA (13.1IP, 13H, 5R/3ER, 1BB, 10K).
- ▶ In six starts with Single-A Bradenton, went 0-2 with a 2.74 ERA (23.0IP, 18H, 7ER, 7BB, 16K).

2014

- ▶ Missed entire season recovering from "Tommy John" surgery performed on 3/19.

2013

- ▶ Spent the entire season with Single-A West Virginia, going 5-6 with a 4.08 ERA (119.0IP, 106H, 59R/54ER, 69BB, 90K, 7HR) in 26 games (25 starts).

2012

- ▶ Made his professional debut with short-season Single-A State College, going 5-3 with a 2.28 ERA (59.1IP, 35H, 17R/15ER, 29BB, 34K, 1HR) in 13 starts.
- ▶ Tossed seven scoreless starts and allowed 1ER-or-fewer in 9-of-13 appearances.
- ▶ Did not allow a run in six of his first seven starts from 6/22-7/25, going 4-1 with a 0.80 ERA (33.2IP, 3ER) in that span.
- ▶ Following the season, was tabbed by *Baseball America* as the No. 10 prospect in the Pittsburgh organization.

PERSONAL

- ▶ Full name is Clayton Walter Holmes.
- ▶ Attended Slocomb High School (Ala.)...helped lead the baseball team to a runner-up finish in the Class 3A playoffs as a senior in 2011...went 11-5 for Slocomb as a junior while also recording 126 strikeouts...carried a 4.0 grade point average and was Slocomb's class valedictorian while also being recognized by the Alabama Baseball Coaches Association as its Student Athlete-of-the-Year in 2011.
- ▶ Spent three years playing on Slocomb's varsity basketball team, where he averaged a double-double in both his junior and senior seasons.
- ▶ Had committed to play baseball at Auburn University before signing with the Pirates.
- ▶ Was signed by Pirates scout Darren Mazerowski, the son of Hall of Famer Bill Mazerowski.



Holmes' Career Pitching Record

Year	Club	W	L	ERA	G	GS	CG	SHO	SV	IP	H	R	ER	HR	HP	BB	SO	WP	BK
2012	State College	5	3	2.28	13	13	0	0	0	59.1	35	17	15	1	5	29	34	4	1
2013	West Virginia	5	6	4.08	26	25	0	0	0	119.0	106	59	54	7	12	69	90	5	0
2014 Injured - Did Not Pitch																			
2015	GCL Pirates	1	0	2.03	3	3	0	0	0	13.1	13	5	3	0	3	1	10	2	1
	Bradenton	0	2	2.74	6	6	0	0	0	23.0	18	7	7	0	4	7	16	1	0
2016	Altoona	10	9	4.22	26	26	0	0	0	136.1	138	70	64	10	14	64	101	8	1
2017	Indianapolis	10	5	3.36	25	24	0	0	0	112.2	96	45	42	4	8	59	99	12	0
2018	Indianapolis	8	3	3.40	22	16	1	0	0	95.1	94	40	36	4	5	40	100	5	0
	PITTSBURGH	1	3	6.84	11	4	0	0	0	26.1	30	21	20	2	2	23	21	4	0
	Bradenton	0	0	1.50	1	1	0	0	0	6.0	4	1	1	0	0	0	8	0	0
2019	Indianapolis	2	1	6.32	10	0	0	0	1	15.2	17	15	11	1	1	15	13	0	1
	PITTSBURGH - a, b	1	2	5.58	35	0	0	0	0	50.0	45	36	31	5	9	36	56	4	0
	Altoona	1	0	6.75	2	0	0	0	0	4.0	5	3	3	0	1	1	3	1	0
2020	PITTSBURGH - c	0	0	0.00	1	0	0	0	0	1.1	2	0	0	0	0	0	1	0	0
2021	PITTSBURGH	3	2	4.93	44	0	0	0	0	42.0	35	24	23	3	4	25	44	5	1
	YANKEES - d, e	5	2	1.61	25	0	0	0	0	28.0	18	8	5	2	0	4	34	4	0
2022	YANKEES - f	7	4	2.54	62	0	0	0	20	63.2	45	21	18	2	9	20	65	1	0
2023	YANKEES	4	4	2.86	66	0	0	0	24	63.0	51	22	20	2	3	23	71	5	1
Minor League Totals		42	29	3.63	134	114	1	0	1	584.2	526	262	236	27	53	285	474	38	4
AL Totals		16	10	2.50	153	0	0	0	44	154.2	114	51	43	6	12	47	170	10	1
NL Totals		5	7	5.57	91	4	0	0	0	119.2	112	81	74	10	15	84	122	13	1
Major League Totals		21	17	3.84	244	4	0	0	44	274.1	226	132	117	16	27	131	292	23	2
NYY Totals		16	10	2.50	153	0	0	0	44	154.2	114	51	43	6	12	47	170	10	1

Selected by the Pittsburgh Pirates in the ninth round of the 2011 First-Year Player Draft.

- a - Placed on the 10-day injured list from July 24 (retroactive to July 23) - August 11, 2019 with right triceps inflammation.
- b - Placed on the 10-day injured list from August 21 - September 1, 2019 with left quadriceps discomfort.
- c - Placed on the 10-day injured list from July 28, 2020 (retroactive to July 25) with a right elbow sprain...was transferred to the 45-day injured list on August 11, 2020 and missed the remainder of the season.
- d - Acquired by the Yankees from the Pittsburgh Pirates in exchange for INF Diego Castillo and INF Hoy Park on July 26, 2021.
- e - Placed on the COVID-19 injured list from August 11 - August 23, 2021.
- f - Placed on the 15-day injured list from August 17 (retroactive to August 14) - August 29, 2022 with left lower back spasm.

Holmes' All-Star Game Record

Year	Club, Site	W	L	ERA	G	GS	CG	SHO	SV	IP	H	R	ER	HR	HP	BB	SO	WP	BK
2022	NYY, Los Angeles	0	0	0.00	1	0	0	0	0	0.2	1	0	0	0	0	0	0	0	0
All-Star Game Totals		0	0	0.00	1	0	0	0	0	0.2	1	0	0	0	0	0	0	0	0

Holmes' Postseason Record

Year	Club vs. Opp.	W	L	ERA	G	GS	CG	SHO	SV	IP	H	R	ER	HR	HP	BB	SO	WP	BK
2021	NYY vs. BOS (WC)	0	0	0.00	1	0	0	0	0	2.0	1	0	0	0	0	0	1	0	0
2022	NYY vs. CLE (DS)	0	0	0.00	4	0	0	0	0	3.1	0	0	0	0	1	2	5	0	0
	NYY vs. HOU (CS)	0	0	0.00	1	0	0	0	0	2.2	2	0	0	0	0	0	2	0	0
Wild Card Totals		0	0	0.00	1	0	0	0	0	2.0	1	0	0	0	0	0	1	0	0
LDS Totals		0	0	0.00	4	0	0	0	0	3.1	0	0	0	0	1	2	5	0	0
LCS Totals		0	0	0.00	1	0	0	0	0	2.2	2	0	0	0	0	0	2	0	0
POSTSEASON TOTALS		0	0	0.00	6	0	0	0	0	8.0	3	0	0	0	1	2	8	0	0

Holmes' Career Fielding Record

Position	PCT	G	PO	A	E	TC	DP
Pitcher	.974	244	27	47	2	76	2

Holmes' Regular Season Batting Record

Year	Team	AVG	G	AB	R	H	2B	3B	HR	RBI	SH	SF	HP	BB	SO	SB	CS
2023	NYY																
Did Not Bat																	
Major League Totals		.000	244	12	1	0	0	0	0	0	0	0	0	0	7	0	0

Holmes' Career Bests and Streaks

COMPLETE GAMES: None. **LOW-HIT COMPLETE GAME:** None. **IP (START):** 6.0, 7/14/18 vs. MIL. **IP (RELIEF):** 3.2, 8/20/19 vs. WAS. **HITS:** 8, 8/10/18 at SF. **RUNS:** 7, 8/10/18 at SF. **EARNED RUNS:** 7, 8/10/18 at SF. **WALKS:** 4 - 5 times (last on 6/11/21 at MIL). **STRIKEOUTS:** 6, 7/14/18 vs. MIL. **HOME RUNS:** 1 - 16 times (last on 8/28/23 at DET). **WINNING STREAK:** 4G - 3 times (last from 5/12-6/4/23). **LOSING STREAK:** 2G - 6 times (last from 8/13/23-pres). **SCORELESS STREAK (IP):** 31.1, 4/9-6/18/22.

Reliever of the Month: 2 times (last: Sept./Oct. 2023)

Player of the Week: None

Rookie of the Month: None



AARON JUDGE • OF

99

HT: 6-7 • **WT:** 282 • **BATS:** R • **THROWS:** R
BIRTHDATE: 4/26/92 • **OPENING DAY AGE:** 31
BIRTHPLACE: Linden, Calif.
RESIDES: Tampa, Fla.
COLLEGE: Fresno State
M.L. SERVICE: 7 years, 51 days



STATUS

- ▶ Signed a nine-year Major League contract extending through the 2031 season on December 20, 2022...was originally selected by the Yankees in the first round (32nd overall) of the 2013 First-Year Player Draft.

CAREER NOTES

- ▶ Was named the Yankees team captain on December 21, 2022, becoming the 16th player to receive the honor in franchise history, and just the second since 1996... joined Derek Jeter, Don Mattingly, Ron Guidry, Willie Randolph, Graig Nettles, Thurman Munson, Lou Gehrig, Babe Ruth, Roger Peckinpaugh, Rollie Zeider, Frank Chance, Hal Chase, Willie Keeler, Norman "Kid" Elberfeld and Clark Griffith.
- ▶ Has hit 257HR in 835 career Major League games, the most home runs through a player's first 835 career games in Major League history (previous: Ryan Howard - 245HR)...had 56HR in 348 games in the minor leagues prior to his Major League debut.
- ▶ His 257 career home runs are the 10th-most in Yankees history, trailing only Babe Ruth (659), Mickey Mantle (536), Lou Gehrig (493), Joe DiMaggio (361), Yogi Berra (358), Alex Rodriguez (351), Bernie Williams (287), Jorge Posada (275) and Derek Jeter (260).
- ▶ His 62HR in 2022 were the most home runs in a single season in American League history, surpassing Roger Maris' previous record of 61HR in 1961...his 62HR were the seventh-most in a single season in Major League history...was just the fourth Major League player to reach the mark, joining Barry Bonds (73HR in 2001 with San Francisco), Mark McGwire (70HR in 1998 and 65HR in 1999 with St. Louis) and Sammy Sosa (66HR in 1998, 64HR in 2001 and 63HR in 1999 with Chicago-NL).
- ▶ In 2022, became just the sixth player in Major League history (ninth time) to hit at least 60 home runs in a single season, joining Barry Bonds (73HR in 2001 with San Francisco), Mark McGwire (70HR in 1998 and 65HR in 1999 with St. Louis), Sammy Sosa (66HR in 1998, 64HR in 2001 and 63HR in 1999 with Chicago-NL), Roger Maris (61HR in 1961 with the Yankees) and Babe Ruth (60HR in 1927 with the Yankees).
- ▶ Was named the 2022 AL Most Valuable Player...was just the 14th Yankee (23rd time) in franchise history to be named the AL MVP...was the first Yankee to win the award since Alex Rodriguez in 2007...has finished in the top four of AL MVP voting three times in his last seven seasons (first in 2022, fourth in 2021 and second in 2017)...is a five-time All-Star (2017-18, '21-23) and a three-time Silver Slugger Award winner (2017, '21-22).
- ▶ Joins Thurman Munson as the only two players in franchise history to win both the Rookie of the Year and Most Valuable Player awards with the Yankees.
- ▶ With 52HR in 2017 and 62HR in 2022, was just the 10th player in Major League history to record multiple 50HR seasons, joining Sammy Sosa (four seasons: 1998-2001), Mark McGwire (four: 1996-99), Babe Ruth (four: 1920-21, '27-28), Alex Rodriguez (three: 2001-02, '07), Ken Griffey Jr. (two: 1997-98), Mickey Mantle (two: 1956, '61), Willie Mays (two: 1955, '65), Ralph Kiner (two: 1947, '49) and Jimmie Foxx (two: 1932, '38)...joined Ruth and Mantle as the only Yankees to accomplish the feat.
- ▶ Was just the seventh player in Major League history to hit at least 52HR in multiple seasons, joining Mark McGwire (four seasons: 1996-99), Babe Ruth (four: 1920-21, '27-28), Alex Rodriguez (three: 2001-02, '07), Sammy Sosa (three: 1998-99, 2001), Ken Griffey Jr. (two: 1997-98) and Mickey Mantle (two: 1956, '61)...joined Ruth and Mantle as the only Yankees to accomplish the feat...was the only player in Major League history to record at least 52HR in multiple seasons within his first seven Major League seasons.
- ▶ With his Major League-leading 62HR in 2022, was the ninth Yankee (19th time/18th season) to lead the Majors in home runs (outright or tied)...joined Luke Voit (2020), Alex Rodriguez (2007), Roger Maris (1961), Mickey Mantle (1956), Joe DiMaggio (1937), Lou Gehrig (tied for the lead in 1931 and led in 1934, '36), Babe Ruth (led in 1920-21, '24, '26-29; tied for the lead in 1923 and '31) and Wally Pipp (tied for the lead in 1916)...with his AL-leading 52HR in 2017, became the seventh Yankee to lead the AL in home runs multiple times, joining Babe Ruth (10 times), Mickey Mantle (four times), Lou Gehrig (three times), Alex Rodriguez (twice), Joe DiMaggio (twice) and Wally Pipp (twice).
- ▶ His 11.69 AB/HR ratio (3,005AB/257HR) is the second-best ratio in Major League history (min. 2,000AB), trailing only Mark McGwire (10.61)...his .586 career slugging percentage is the eighth-highest in Major League history and his .982 OPS is the 11th-highest (min. 2,000AB).

CAREER HIGHLIGHTS

- Yankees Captain**
 - ▶ 16th player in NYY History
 - ▶ 2022
- AL Most Valuable Player**
 - ▶ 2022
- AL All-Star Team**
 - ▶ 2017, 2018, 2021, 2022, 2023
- AL Hank Aaron Award Winner**
 - ▶ 2022
- AL Rookie of the Year**
 - ▶ 2017
- AL Silver Slugger**
 - ▶ 2017, 2021, 2022
- AL Single-Season Home Run Record**
 - ▶ 62HR in 2022
- The Associated Press Male Athlete of the Year**
 - ▶ 2022
- Roberto Clemente Award Winner**
 - ▶ 2023
- Wilson Defensive Player of the Year in RF**
 - ▶ 2019
- Baseball America "Player of the Year"**
 - ▶ 2022
- Baseball America "Rookie of the Year"**
 - ▶ 2017
- Sporting News "Player of the Year"**
 - ▶ 2022
- Sporting News AL "Rookie of the Year"**
 - ▶ 2017
- All-MLB First Team**
 - ▶ 2021, 2022
- All-MLB Second Team**
 - ▶ 2023
- Home Run Derby Winner**
 - ▶ 2017

FRONT OFFICE

2024 YANKEES
JUDGE

2023 REVIEW

OPPONENTS

HISTORY & RECORDS

YANKEE STADIUM

PLAYER DEVELOPMENT

MEDIA



- ▶ Is the second Yankee in franchise history to record at least 25HR in six of his first eight Major League seasons, joining Joe DiMaggio (seven)...is the only AL player to hit at least 25HR in six of the last seven seasons since 2017.
- ▶ Is one of three Major League players to hit at least 35HR in a single season four times since 2017, joining Pete Alonso (four) and Max Muncy (four)...joins Alonso as the only players to do so in each of the last three seasons (since 2021)...is one of five Yankees in franchise history to record four such seasons, joining Babe Ruth (12), Lou Gehrig (seven), Mickey Mantle (six) and Alex Rodriguez (five)...is the only Yankee in franchise history to hit at least 35HR in four of his first eight seasons.
- ▶ Since 2017, leads the Majors in HR (253) and AB/HR (11.55), ranks second in SLG (.593) and OPS (.993), third in PA/BB (6.40), fourth in OBP (.399), walks (551) and game-winning RBI (80), and 10th in runs scored (604).
- ▶ Has played 697 career games in the outfield, playing 616 games (571 starts) in right field and 120 games (112 starts) in centerfield, posting a career .991 fielding percentage (13E/1,399TC)...over the last five seasons (2019-23), has posted a .996 fielding percentage, the fourth-highest mark by any Major League outfielder over that stretch.
- ▶ Hit his 250th career home run in his 810th career game, becoming the fastest player in Major League history to reach the milestone in terms of games.
- ▶ Had 204HR through his first 2,500 career at-bats...according to *Elias*, his 204 home runs matched the most by any player through their first 2,500 career at-bats in Major League history (also Ryan Howard-204HR).
- ▶ The Yankees have gone 168-53 in his career when he homers...since 2020, the Yankees are 96-24 in those games.
- ▶ His 34 career multi-HR games are the fifth-most by a Yankee in franchise history, trailing only Babe Ruth (68), Mickey Mantle (46), Lou Gehrig (43) and Joe DiMaggio (35)...his 34 multi-HR games are the most by any Major League player through his first 835 career games (next: Ralph Kiner-33)...are the most by any Major League player since 2017 (next: Manny Machado-30)...his 11 multi-HR games in 2022 matched the most by a player in a single season in Major League history, tied with Sammy Sosa (11G in 1998 with Chicago-NL) and Hank Greenberg (11G in 1938 with Detroit)...has recorded at least six multi-HR games in a single season four times in his career: 11 in 2022, seven in 2017 and 2023, and six in 2021...his four seasons with at least six multi-HR games are tied for the most in Major League history (also Jimmie Foxx, Mark McGwire, David Ortiz and Babe Ruth)...his three seasons with at least seven multi-HR games are tied for the second-most in Major League history, trailing only Mark McGwire (four).
- ▶ Is one of just 25 players (35 times) in franchise history to hit at least 3HR in a regular season game...is the sixth player in franchise history to record multiple 3HR games (two in 2023), joining Lou Gehrig (four), Joe DiMaggio (three), Alex Rodriguez (three), Tony Lazzeri (two) and Bobby Murcer (two)...is the only player in franchise history to record multiple 3HR games in a single season.
- ▶ Has hit .311/409/651 (141-for-453) with 94R, 21 doubles, 2 triples, 43HR, 85RBI and 74BB in 125 career Interleague games...since 2017, leads the Majors in SLG (.650) and OPS (1.059), is tied for second in HR (42), and ranks third in OBP (.410) in Interleague play.
- ▶ Has homered against 28-of-29 opponents in his career (0HR in 5G vs. St. Louis).
- ▶ Since the start of 2019, 84 of his 174HR have tied the game (16) or given the Yankees the lead (68).
- ▶ Has 257 career HR, the third-most HR hit as a member of the Yankees among players drafted and signed by the organization, trailing only Jorge Posada (275HR, 1990) and Derek Jeter (260HR, 1992).
- ▶ Has 132HR in 417 career home games, the most in Yankee Stadium history.
- ▶ Has an 11.17 AB/HR ratio at home (1,474AB/132HR), the second-best ratio in home games in Major League history (min. 500AB), trailing only Mark McGwire (10.56)...is the best mark by any player at the current Yankee Stadium (min. 100AB).
- ▶ Has hit 20HR prior to the All-Star break four times in his career: 33HR in 2022, 21HR in 2021, 25HR in 2018 and 30HR in 2017...according to *Elias*, is the second player in Yankees history to record four such seasons, joining Mickey Mantle (six)...is the only Yankee to hit 30HR prior to the All-Star break multiple times...is just one of seven players in Major League history and one of four AL players to record 30HR before the All-Star break multiple times, joining Mark McGwire (4x - 1987, '97-98, 2000), Ken Griffey Jr. (3x - 1994, '97-98), Shohei Ohtani (2x - 2021, '23), Barry Bonds (2x - 2001, '03), Sammy Sosa (2x - 1998-99) and Willie Stargell (2x - 1971, '73)...his 33HR prior to the All-Star break in 2022 were tied with Roger Maris (33HR in 1961) for the most by a Yankee prior to the All-Star break.
- ▶ Is one of six position players drafted and signed by the Yankees to make the All-Star team as a Yankee (also Thurman Munson, Don Mattingly, Derek Jeter, Jorge Posada and Brett Gardner)...joins Thurman Munson, Don Mattingly, Derek Jeter and Jorge Posada as the only ones to do so multiple times.
- ▶ Is just the seventh Yankees outfielder to start four All-Star Games, joining Mickey Mantle (13), Joe DiMaggio (nine), Dave Winfield (seven), Roger Maris (five), Rickey Henderson (four) and Bobby Murcer (four)...was elected to start in 2023 but did not due to injury...is the fourth player in Yankees history to earn at least five fan elections, joining Hall of Famer Derek Jeter (nine), Hall of Famer Dave Winfield (seven) and Alex Rodriguez (six)...is the second Yankees outfielder to do so.
- ▶ His six AL "Player of the Month" awards are tied with Alex Rodriguez for the most by a Yankee in franchise history (since 1974 when the award was established)...was named the AL "Player of the Month" three times in 2022 (May, July and September), becoming the only Yankee to win the award three times in a single season (since 1974).
- ▶ Has homered in the same game as teammate Giancarlo Stanton 31 times during the regular season, with the Yankees going 27-4 in those games...the duo has also homered in four Yankees postseason games, with the Yankees winning each of those games.
- ▶ Has hit 39HR vs. the Orioles since 2017...marks his most home runs against any opponent and are the most by any Major League player vs. a single opponent in that span.
- ▶ His 34HR vs. the Blue Jays are the most by a Yankee against Toronto in franchise history...also marks the second-most HR by any player vs. a single opponent since 2017 trailing only his own 39HR vs. Baltimore.
- ▶ Is one of six players in franchise history to record multiple 3HR games, joining Lou Gehrig (four), Joe DiMaggio (three), Alex Rodriguez (three), Tony Lazzeri (two) and Bobby Murcer (two)...is the only player in franchise history to record multiple 3HR games in a single season (two in 2023).



- ▶ Posted a career-high 45-game on-base streak from 8/29/22-4/12/23...was just the eighth Yankee (13th time) in franchise history to record an on-base streak of at least 45 games, joining Joe DiMaggio (twice: 74G in 1941 and 52G in 1937), Derek Jeter (57G from 1998-99), Alex Rodriguez (53G in 2004), Lou Gehrig (four times: 52G in 1934, 49G from 1933-34, 49G in 1935 and 47G in 1932), Ben Chapman (51G in 1933), Babe Ruth (twice: 51G in 1923 and 46G in 1921) and Frankie Crosetti (46G in 1936).
- ▶ With 52HR in 2017, established a rookie single-season home run record (surpassing Mark McGwire-49HR in 1987)...was surpassed by the Mets' Pete Alonso (53) in 2019.
- ▶ Made the postseason in each of his first full six seasons with the Yankees (2017-22), batting .211/.310/.462 (36-for-171) with 29R, 4 doubles, 13HR, 25RBI, 25BB and 3SB in 44 playoff games, averaging 1HR every 13.15AB...has started in RF in all 44 of the Yankees' playoff games since 2017...has reached base in 26 of his 31 postseason games since 2018.
- ▶ Has 13HR in 44 career postseason games, the fifth-most postseason home runs by a Yankee in franchise history... trails only Bernie Williams (22HR), Derek Jeter (20HR), Mickey Mantle (18HR) and Babe Ruth (15HR).
- ▶ His 5HR in 19 postseason games at Yankee Stadium are the most postseason home runs at the current Yankee Stadium.
- ▶ His six career ALDS home runs are tied with Paul O'Neill and Giancarlo Stanton for the third-most in franchise history, trailing only Derek Jeter (10HR) and Bernie Williams (8HR).
- ▶ Has four career ALCS homers, tied for the fifth-most in Yankees history behind Bernie Williams (9HR), Derek Jeter (7HR), Graig Nettles (5HR) and Alex Rodriguez (5HR).
- ▶ Has 4HR in "winner-take-all" postseason games (2017 Wild Card Game vs. Minnesota, 2018 Wild Card Game vs. Oakland, 2020 ALDS Game 5 at Tampa Bay at Petco Park and 2022 ALDS Game 5 vs. Cleveland)...are the most by any player in "winner-take-all" games in Major League history.
- ▶ His six go-ahead HR in the postseason rank fourth in Yankees history behind Babe Ruth (eight), Bernie Williams (eight) and Derek Jeter (seven).
- ▶ Hit 4HR in the 2017 postseason and 3HR in the 2018 playoffs...was the second Yankee to hit at least three postseason home runs in consecutive years (Reggie Jackson: 5HR in 1977, 4HR in 1978).
- ▶ Has made seven Opening Day rosters in his career (2017-23)...has hit safely in each of his seven career Opening Day games, batting .429/.484/.679 (12-for-28) with 7R, 4 doubles, 1HR, 4RBI and 3BB in those games.

2023

- ▶ Batted .267/.406/.613 (98-for-367) with 79R, 16 doubles, 37HR, 75RBI, 88BB and 3SB in 106 games with the Yankees...appeared defensively in RF (54G/50GS) and CF (18G/16GS)...posted a .992 fielding percentage (1E/133TC) in the outfield...was named a finalist for the Silver Slugger and Hank Aaron Award...was named to the All-MLB Second Team.
- ▶ Was named the 2023 Roberto Clemente Award winner...the Roberto Clemente Award is the annual recognition of a Major League player who best represents the game of baseball through extraordinary character, community involvement, philanthropy and positive contributions, both on and off the field...was the fourth Yankee to earn the honor, joining Derek Jeter (2009), Don Baylor (1985) and Ron Guidry (1984).
- ▶ Despite missing 51 games on the injured list, his 37HR were the fourth-most in the AL and tied for the 10th-most in the Majors...was also tied for fourth in the AL in game-winning RBI (13) and ranked sixth in walks (88).
- ▶ Was just the second player in Major League history to hit at least 37HR in a season while playing in 106 games-or-fewer, joining Mark McGwire (39HR in 104G in 1995 with Oakland).
- ▶ Reached base safely in 88 of his 106 games, including 65 of his final 77 games (5/12-9/30)...reached base multiple times in 56 of his 106 games.
- ▶ After returning from the I.L. on 7/28, was tied for the AL lead and tied for fourth in the Majors with 18HR over that span (7/28-10/1)...also led the AL and ranked second in the Majors with 53BB...ranked fourth in the AL in OBP (.408) and fifth in SLG (.557) and OPS (.965) over that span.
- ▶ Hit .282/.413/.624 (24-for-85) with 21R, 2 doubles, 9HR, 11RBI and 19BB in the first inning...his 9HR in the first inning were the second-most in the AL and the eighth-most in the Majors...among batters with at least 50PA, he also ranked seventh in the Majors in OPS (1.037, second in AL), eighth in SLG (second in AL) and tied for ninth in walks (tied for second in AL).
- ▶ 18 of his 37HR either tied the game (two) or gave the Yankees the lead (16)...the Yankees went 24-4 in games he homered in...hit 15HR in 37 games vs. the AL East.
- ▶ His seven multi-HR games were the most in the AL and the second-most in the Majors, trailing only Atlanta's Matt Olson (eight).
- ▶ Homered in consecutive games six times: 3G from 5/28-30 and 2G from 5/15-16, 5/18-19, 8/18-19, 8/23-24 and 9/1-2.
- ▶ Hit 3HR in a game twice: 8/23 vs. Washington and 9/22 vs. Arizona...is one of just 25 players (35 times) in franchise history to hit at least 3HR in a regular season game...became the sixth player in franchise history to record multiple 3HR games, joining Lou Gehrig (four), Joe DiMaggio (three), Alex Rodriguez (three), Tony Lazzari (two) and Bobby Murcer (two)...became the first player in franchise history to record multiple 3HR games in a single season.
- ▶ Hit his first career Opening Day home run with a solo HR in the first inning on 3/30 vs. San Francisco.
- ▶ Reached base in each of his first 12 games from 3/30-4/12...was part of a career-high 45-game on-base streak from 8/29/22-4/12/23...batted .366/.505/.758 (56-for-153) with 42R, 9 doubles, 17HR, 29RBI, 44BB, 1HP and 4SB in that span...was the longest on-base streak by a Yankee in the last 19 seasons (since 2005) and was the third-longest on-base streak by a Yankee in the last 82 years (since 1942), trailing only Derek Jeter (57G from 1998-99) and Alex Rodriguez (53G in 2004)...was just the eighth Yankee (13th time) in franchise history to record an on-base streak of at least 45 games, joining Joe DiMaggio (twice: 74G in 1941 and 52G in 1937), Derek Jeter (57G from 1998-99), Alex Rodriguez (53G in 2004), Lou Gehrig (four times: 52G in 1934, 49G from 1933-34, 49G in 1935 and 47G in 1932), Ben Chapman (51G in 1933), Babe Ruth (twice: 51G in 1923 and 46G in 1921) and Frankie Crosetti (46G in 1936)...was the second-longest on-base streak by any Major League player since 2019, trailing only St. Louis' Paul Goldschmidt's 46-game streak from 4/22-6/10/22...during his on-base streak, had reached base multiple times in 32 of those 45 games.



- ▶ Recorded his 500th career RBI on 4/1 vs. San Francisco with an RBI single in the ninth inning.
- ▶ From 4/8-8/12, hit .391/.521/.935 (36-for-92) with 26R, 8 doubles, 14HR, 26RBI and 26BB in 27 road games.
- ▶ Recorded his first multi-HR game of the season and the 28th multi-HR game of his career on 4/9 at Baltimore... with his 223rd and 224th career home runs, surpassed Don Mattingly (222HR) for the 11th-most home runs in Yankees history.
- ▶ Was removed from the game in the fourth inning on 4/27 at Texas due to right hip discomfort...was placed on the 10-day I.L. on 5/1 (retroactive to 4/29) with a right hip strain...missed nine team games...was reinstated on 5/9.
- ▶ Was named the AL "Player of the Month" in May after batting .342/.474/.882 (26-for-76) with 23R, 5 doubles, 12HR, 25RBI, 20BB/3IBB, 15B and 15F in 21 games...led the Majors in May in SLG and OPS (1.356) and was tied for the Major League lead in HR (first in AL)...also ranked second in the Majors in OBP (first in AL), tied for second in RBI (tied for first in AL) and extra-base hits (17, tied for first in AL), tied for fifth in walks (tied for second in AL) and tied for sixth in runs scored (tied for first in AL)...also ranked sixth in the AL in BA...his 12HR during May matched his third-most in a single calendar month, trailing only his 15HR in September 2017 and 13HR in July 2022 (also hit 12HR in May 2022)...his .882 SLG was the fourth-highest by a Yankee (min. 75 PA) in the last 86 years (since 1938), trailing only Jason Giambi's .974 SLG in July 2005, his own .889 SLG in September 2017 and Alex Rodriguez's higher .882 SLG in April 2007...marked his sixth career AL "Player of the Month" honor (first since September 2022), matching Alex Rodriguez for the most by a Yankee in franchise history (since 1974 when the award was established).
- ▶ Posted a 1.917 OPS in nine road games in May...according to OptaSTATS, his 1.917 OPS on the road in May was the highest mark in a single calendar month in the Modern Era (min. 30PA), surpassing Babe Ruth's 1.838 OPS on the road in August 1924.
- ▶ Hit 5HR over four games from 5/13-16, 8HR over nine games from 5/13-23 and 13HR over 19 games from 5/13-6/3...his 13HR matched the third-most by a Yankee in a 19-game span in a single season in franchise history, trailing only Alex Rodriguez (14HR in 19G from 4/2-24/07) and Babe Ruth (14HR in 19G from 5/18-6/7/30).
- ▶ Was named the American League "Player of the Week" for 5/15-21 after batting .500/.621/1.273 (11-for-22) with 7R, 2 doubles, 5HR, 11RBI, 7BB/2IBB and 15B in six games...led the Majors in on-base percentage, slugging percentage and OPS (1.893), was tied for first in home runs (first in AL), extra-base hits (7, first in AL), RBI (first in AL) and total bases (28, first in AL), ranked third in batting average (first in AL) and tied for fourth in walks (tied for first in AL)...also recorded a Major League-best five game-winning RBI...marked his eighth career weekly honor and first since 9/26 -10/5/22.
- ▶ Recorded the game-winning RBI in each of the Yankees' five wins over a six-game span from 5/15-20... according to STATS, he was the only Major League player in the last 50 years to record five game-winning RBI on the road in a span of six days-or-less.
- ▶ Hit a go-ahead two-run HR in the first inning on 5/18 at Toronto...marked his 32nd career HR vs. Toronto, surpassing Jorge Posada (31) for the most HR by a Yankee against the Blue Jays in franchise history.
- ▶ Recorded his 500th career walk on 5/24 vs. Baltimore...accomplished the feat in his 769th career game, becoming just the third Yankee to record at least 500 career walks through their first 769 Major League games, joining Charlie Keller (572BB) and Mickey Mantle (501BB)...with 234HR at the time of the milestone, joined Ralph Kiner (218HR/534BB) as the only two Major League players to hit at least 200HR and record at least 500BB through their first 769 games.
- ▶ Was placed on the 10-day injured list on 6/7 (retroactive to 6/4) with a right great toe sprain...missed 42 team games...was reinstated on 7/28.
- ▶ Was elected by the fans to his fifth career All-Star team (also 2017-18, '21-22)...was the fourth player in Yankees history to earn at least five fan elections, joining Hall of Famer Derek Jeter (nine), Hall of Famer Dave Winfield (seven) and Alex Rodriguez (six)...is one of five position players drafted and signed by the Yankees to make the All-Star team multiple times as a Yankee (also Thurman Munson, Don Mattingly, Derek Jeter and Jorge Posada)...did not participate in the game due to injury.
- ▶ Recorded his first career three-HR game on 8/23 vs. Washington (3-for-4, 3R, 3HR, 6RBI)...hit a solo HR in the first inning, a grand slam in the second inning and a solo HR in the seventh inning...was the 25th player in Yankees history to hit at least 3HR in a regular season game (34th time)...was the first Yankee to do so since Anthony Rizzo on 4/26/22 vs. Baltimore (also 3HR)...his grand slam in the second inning marked his fifth career grand slam and first since 7/29/22 vs. Kansas City...his 6RBI tied his career high.
- ▶ Hit a solo HR in the first inning on 8/24 vs. Washington...marked his fourth home run within a span of five plate appearances, becoming the third Yankee in the last 53 years (since 1971) and fourth in the last 61 years (since 1963) to hit at least 4HR in a span of 5PA, joining Gio Urshela (4HR in 5PA from 8/7-8/19), Paul O'Neill (4HR in 5PA from 9/9-10/98) and Bobby Murcer (4HR in 5PA on 6/24/70-Games 1 and 2).
- ▶ Hit his 30th home run of the season and 250th of his career with a solo shot in the fifth inning on 9/1 at Houston...accomplished the feat in his 810th career game, becoming the fastest player in Major League history to reach 250 career home runs in terms of games...reached the 30HR mark for a third straight season and for the fourth time in his career (52HR in 2017, 39HR in 2021 and 62HR in 2022)...became the eighth Yankee in franchise history to record four such seasons...joined Babe Ruth (13), Lou Gehrig (10), Mickey Mantle (nine), Alex Rodriguez (eight), Joe DiMaggio (seven), Jason Giambi (five) and Mark Teixeira (four)...joined DiMaggio (five) and Mantle (four) as the only three Yankees to record at least four 30HR seasons within their first eight Major League seasons.
- ▶ Hit his 31st home run of the season on 9/2 at Houston with a go-ahead solo HR in the third inning...marked his 251st career home run, surpassing Graig Nettles for sole possession of 10th place on the Yankees' all-time home run list.
- ▶ Hit his sixth career grand slam and second of the season on 9/14 at Boston-Game 2.
- ▶ Was named the American League "Player of the Week" from 9/18-24 after batting .529/.619/1.235 (9-for-17) with 4R, 3 doubles, 3HR, 8RBI and 4BB in five games...led the AL in BA, OBP, SLG, OPS (1.854) and total bases (21), tied for the lead in extra-base hits (six) and was tied for second in home runs...marked his ninth career weekly honor and second of the season (also 5/15-21).



- ▶ Recorded his second career 3HR game and a career-high four extra-base hits on 9/22 vs. Arizona...became the sixth player in franchise history to record multiple 3HR games, joining Lou Gehrig (four), Joe DiMaggio (three), Alex Rodriguez (three), Tony Lazzeri (two) and Bobby Murcer (two)...became the first player in franchise history to record multiple 3HR games in a single season...his 4XBH matched the most by a Yankee in franchise history, becoming the 18th Yankee (27th time) to accomplish the feat...was just the second Yankee in the last 18 years (since 2006), the fifth in the last 47 years (since 1977) and the eighth in the last 73 years (since 1951) to do so, joining only Brian Roberts (7/4/14 at Minnesota), Alex Rodriguez (4/18/05 vs. Tampa Bay), Hideki Matsui (6/5/03 at Cincinnati), Shane Spencer (8/7/98-G2 vs. Kansas City), Graig Nettles (9/29/76 at Boston), Jim Mason (7/8/74 at Texas) and Roger Maris (4/29/62-G2 at Washington-AL)...his 14 total bases matched the third-most by a Yankee in a single game in franchise history, trailing only Lou Gehrig (16TB on 6/3/32 at Philadelphia-AL) and Tony Lazzeri (15TB on 5/24/36 at Philadelphia-AL)...his 4H and 6RBI also tied his career highs.

2022

- ▶ Was named the American League Most Valuable Player after setting an American League record with 62HR and hitting .311/.425/.686 (177-for-570) with 133R, 28 doubles, 131RBI, 111BB and 16SB in 157 games...set career highs in games, batting average, OBP, SLG, OPS, runs scored, doubles, home runs, RBI and stolen bases...was named to his fourth career All-Star team.
- ▶ Was named the AL Hank Aaron Award winner, which recognizes the most outstanding regular season offensive performer in each league...was just the third Yankee to win the award since it was first presented in 1999, joining Derek Jeter (2006, '09) and Alex Rodriguez (2007).
- ▶ Also earned his third career AL Silver Slugger Award (also 2017 and '21)...won two Players Choice Awards from the MLBPA, being named the "AL Outstanding Player" and the "Player of the Year"...was also tabbed the "Player of the Year" by *Baseball America* and the *Sporting News*...was named a member of the All-MLB First Team.
- ▶ Was named the *Associated Press* "Male Athlete of the Year" by a panel of 40 sports writers and editors from news outlets across the country...became the fifth Yankee in franchise to win the award, joining Ron Guidry (1978), Joe DiMaggio (1941), Mickey Mantle (1956) and Roger Maris (1961).
- ▶ His Major League-leading 62HR were the most in American League history, surpassing Roger Maris' 61HR in 1961...his 62HR were the seventh-most in a single season in Major League history...was just the fourth Major League player to reach the mark, joining Barry Bonds (73HR in 2001 with San Francisco), Mark McGwire (70HR in 1998 and 65HR in 1999 with St. Louis) and Sammy Sosa (66HR in 1998, 64HR in 2001 and 63HR in 1999 with Chicago-NL).
- ▶ With his AL-leading 52HR in 2017, became the seventh Yankee to lead the AL in home runs multiple times, joining Babe Ruth (10 times), Mickey Mantle (four times), Lou Gehrig (three times), Alex Rodriguez (twice), Joe DiMaggio (twice) and Wally Pipp (twice).
- ▶ Was the just the 14th Yankee (23rd time) in franchise history to be named the AL MVP...was the first Yankee to win the award since Alex Rodriguez in 2007.
- ▶ Was the ninth Yankee (19th time/18th season) to lead the Majors in home runs (outright or tied)...joined Luke Voit (2020), Alex Rodriguez (2007), Roger Maris (1961), Mickey Mantle (1956), Joe DiMaggio (1937), Lou Gehrig (tied for the lead in 1931 and led in 1934, '36), Babe Ruth (led in 1920-21, '24, '26-29; tied for the lead in 1923 and '31) and Wally Pipp (tied for the lead in 1916).
- ▶ Led the Majors in HR (62), runs scored (133), OBP (.425), SLG (.686), OPS (1.111) and XBH (90), tied for first in RBI (131, first in AL), ranked second in walks (111, first in AL) and intentional walks (19, second in AL), fifth in batting average (.311, second in AL), sixth in multi-hit games (52, fourth in AL) and tied for eighth in hits (177, fifth in AL)...led the Majors in HR by 16HR and the AL by 22HR, led the Majors in runs by 16R and the AL by 30R, led the Majors in OBP by 18 points and the AL by 19 points, led the Majors and the AL in SLG by 73 points, led the Majors and the AL in OPS by 92 points and led the Majors in XBH by 11XBH and the AL by 12XBH...led the AL in RBI by 5RBI and in walks by 24BB.
- ▶ Led the AL in HR and RBI and ranked second in the AL in batting average to Minnesota's Luis Arraez, falling five points shy of the Triple Crown.
- ▶ According to ESPN Stats & Info, was the first player to lead (outright or tied) the Majors in HR, runs scored, extra-base hits and RBI since Mickey Mantle in 1956.
- ▶ Led the Majors in home runs by 16HR, the largest gap to lead the Majors in a single season since Philadelphia-AL's Jimmie Foxx led the Majors in 1932 by 17HR...he led the AL in HR by 22HR, the largest gap by any AL player since Babe Ruth led the AL in 1928 by 27HR.
- ▶ According to FanGraphs, his 11.4 WAR was the highest among all Major League players in 2022.
- ▶ Was just the second Major League player and first Yankee to hit at least 62HR and record at least 16SB in a single season, joining Sammy Sosa (66HR/18SB in 1998 with Chicago-NL)...among the 48 player seasons of 50-or-more home runs in Major League history, his 16SB ranked eighth.
- ▶ Recorded a 1.111 OPS, the highest OPS by a Yankee since Mickey Mantle in 1961 (1.135)...was the highest OPS by any Major League player in a 162-game season since Albert Pujols' 1.114 OPS in 2008.
- ▶ His .686 SLG was the third-highest slugging percentage by a Yankee in the last 86 seasons (since 1937), trailing only Mickey Mantle's .705 SLG in 1956 and his .687 SLG in 1961...was just the seventh Yankee (18th time) to lead the Majors in slugging percentage, joining Babe Ruth (10 times), Lou Gehrig (twice), Mickey Mantle (twice), Alex Rodriguez, Don Mattingly and Joe DiMaggio...his .686 SLG was the highest by any Major League player in a 162-game season since Barry Bonds recorded an .812 SLG in 2004.
- ▶ His Major League-leading 391 total bases were the most by a Yankee in the last 85 seasons (since 1938)...are tied for the 10th-most by a Yankee in franchise history and were the most since Joe DiMaggio recorded 418TB in 1937...his 391TB were the most by an AL player since Alex Rodriguez recorded 393TB in 2001 with Texas...was the first Yankee to lead the Majors in total bases since Don Mattingly did so in 1986 (388TB).
- ▶ His .425 OBP was the highest by a Yankee since Jorge Posada's .426 OBP in 2007...was just the fifth Yankee (16th time) to lead the Majors in on-base percentage.



- ▶ His 131RBI were a career high (previous: 114RBI in 2017) and tied for the most in the Majors... were the fifth-most RBI by a Yankee in the last 74 seasons (since 1949), trailing only Alex Rodriguez (156RBI in 2007), Don Mattingly (145RBI in 1985), Roger Maris (141RBI in 1961) and Tino Martinez (141RBI in 1997)...became the seventh Yankee (14th time) to lead (outright or tied) the Majors in RBI, joining Lou Gehrig (four times), Babe Ruth (four times), Joe DiMaggio (twice), Alex Rodriguez, Don Mattingly and Mickey Mantle...was just the 12th Yankee (21st time) to lead the AL in RBI.



- ▶ Led the Majors in runs scored, becoming the 13th player in franchise history (26th time) to lead the Majors in runs scored...was the first to do so since Curtis Granderson in 2011 (136)...marked the second time in his career he led the AL in runs scored (also 2017)...was just the seventh Yankee to lead the AL in runs scored in multiple seasons, joining Babe Ruth (seven times), Mickey Mantle (five times), Lou Gehrig (four times), Alex Rodriguez (twice), Rickey Henderson (twice) and Snuffy Stirnweiss (twice).

- ▶ Led the AL in walks for the second time in his career (also 2017)...is one of six Yankees to lead the AL in walks multiple times, joining Babe Ruth (11 times), Mickey Mantle (five times), Lou Gehrig (three times), Jason Giambi (twice) and Charlie Keller (twice).

- ▶ Recorded a franchise-record 11 multi-HR games: 4/22 vs. Cleveland, 5/1 at Kansas City, 5/17 at Baltimore, 5/23 vs. Baltimore, 6/11 vs. Chicago-NL, 6/22 at Tampa Bay, 7/16 vs. Boston, 7/22 at Baltimore, 7/29 vs. Kansas City, 9/13 at Baltimore and 9/18 at Milwaukee...matched the most by a player in a single season in Major League history, tied with Sammy Sosa (11G in 1998 with Chicago-NL) and Hank Greenberg (11G in 1938 with Detroit).

- ▶ Made 74 starts in CF and 54 starts in RF...prior to 2022, had made just 24 appearances (22 starts) in centerfield over his first six seasons...did not make an error in 281TC in the outfield...his 281TC were the third-highest among Major League outfielders who did not make an error, trailing only Baltimore's Cedric Mullins (367TC) and New York-NL's Brandon Nimmo (308TC).

- ▶ His 157 games played led the team...started 55 straight games from 8/5-10/4(G2)...started 73 of the Yankees' final 75 games (7/13-10/5).

- ▶ Since intentional walks were first tracked in 1955, his 191BB were the second-most by a Yankee in a single season, trailing only Mickey Mantle's 231BB in 1957...was intentionally walked multiple times in three games: 6/10 vs. Chicago-NL, 8/29 at Los Angeles-AL and Game 1 on 9/7 vs. Minnesota...is the only Yankee to record three such games in a single season (since 1955 when IBB were first tracked).

- ▶ Recorded at least 100R, 50HR and 100RBI in a season for the second time in his career (also 2017)...was just the third Yankee to record multiple such seasons, joining Babe Ruth (four times: 1920-21, '27-28) and Mickey Mantle (two times: 1956 and '61).

- ▶ Hit .346/.520/.721 (36-for-104) with 6 doubles, 11HR, 68RBI, 41BB/191BB, 2HP and 5SF with RISP...with RISP, led the Majors in OBP and OPS (1.241), ranked third in SLG (second in AL) and eighth in BA (third in AL)...was the highest OPS and OBP with RISP by a Yankee since at least 1974 (min. 125PA)...his .721 SLG was the second-highest by a Yankee since 1974, trailing only Gary Sheffield (.722 in 2005).

- ▶ Reached base at least two times in a Major League-leading 96 games in 2022...was just the second Yankee since 2007 to record as many such games in a single season (also Derek Jeter - 97G in 2009).

- ▶ Reached base at least three times in a Major League-leading 50 games in 2022...was just the second Yankee since 2000 to record as many such games in a season (also Alex Rodriguez - 51G in 2005).

- ▶ Reached base in 134-of-153 starts.

- ▶ Homered against 19-of-20 opponents faced (OHR in 3G at St. Louis from 8/5-7)...the Yankees went 39-12 in games he homered...25 of his 62HR either tied the game (six) or gave the club the lead (19).

- ▶ Recorded four "walk-off" hits, including his first career "walk-off" home runs: "walk-off" HR in the ninth on 5/10 vs. Toronto, "walk-off" single in the ninth on 6/23 vs. Houston, "walk-off" HR in the 10th on 6/26 vs. Houston and "walk-off" HR in the ninth on 7/28 vs. Kansas City...his three "walk-off" home runs were tied with Mickey Mantle (three in 1959) for the most by a Yankee in a single season...according to *Elias*, his four "walk-off" RBI hits were tied with Dave Winfield (1985) and Claudell Washington (1988) for the most "walk-off" RBI hits by a Yankees player in a season since 1920 (first year RBIs were officially recorded).

- ▶ Recorded four leadoff home runs, the first of his career: 6/4 vs. Detroit, 6/11 vs. Chicago-NL, 9/4 at Tampa Bay and Game 2 on 10/4 at Texas.

- ▶ Recorded at least 2H and 1HR in 35 games...according to *Elias*, his 35 such games are the most such games in a single season in franchise history.

- ▶ Was named the AL "Player of the Month" for May, July and September...since the award was established in 1974, he is the only Yankee to win the award three times in a single season.

- ▶ Hit .361/.511/.811 (86-for-238) with 64R, 14 doubles, 31HR, 65RBI, 68BB/131BB, 6HP, 1SF and 8SB in his final 70 games (7/16-10/4-G2)...reached base multiple times in 52 of those 70 games.

- ▶ Homered in consecutive games 11 times (4G from 9/3-7-G1; 3G from 4/28-5/1 and 7/28-30; 2G from 5/12-13, 6/3-4, 7/21(G2)-22, 7/24-26, 8/10-12, 8/22-23, 8/29-30 and 9/18-20).

- ▶ Recorded at least 3RBI in 21 games, joining Alex Rodriguez (24 in 2007) as the only Yankees to record as many such games in the last 85 years (since 1938).



- ▶ His 30HR at Yankee Stadium were tied with Lou Gehrig (30HR in 1934) and Roger Maris (30HR in 1961) for the third-most HR by a Yankee at home in a single season in franchise history...trailing his own 33HR at home in 2017 and Babe Ruth's 32HR at home in 1921.
- ▶ His 32HR on the road were tied with David Ortiz (2006), Mark McGwire (1998) and Babe Ruth (1927) for the second-most HR by a player on the road in a single season, trailing only Barry Bonds' 36HR in 2001.
- ▶ Was named the AL "Player of the Week" three times (7/18-24, 7/25-31 and 9/26-10/5)...since the award was established in 1974, was just the third Yankee to win the award three times in a season, joining Alex Rodriguez (three in 2007) and Reggie Jackson (three in 1980).
- ▶ Hit 8HR over a 10-game span from 4/22-5/3, with the Yankees winning each of those games...according to *Elias*, was just the third player in franchise history (fourth time) to hit 8HR over a 10-game span when the Yankees won all 10 games, joining Babe Ruth (1920, '26) and Tino Martinez (2005).
- ▶ Hit a solo HR in the eighth inning on his birthday on 4/26 vs. Baltimore...marked the second time that he homered on his birthday (also a two-run HR on 4/26/17 at Boston).
- ▶ Was named the AL "Player of the Month" for May after hitting .311/.378/.699 (32-for-103) with 25R, 4 doubles, 12HR, 25RBI, 13BB, 3SF and 2SB in 27 games...marked his first monthly award since September 2017.
- ▶ Hit a "walk-off" three-run HR in the ninth on 5/10 vs. Toronto, his first career "walk-off" HR...had hit 167HR in his career before hitting his first "walk-off" HR, the third-most HR by a Yankee prior to hitting his first "walk-off" HR with the club (Lou Gehrig-260HR, Mark Teixeira-205HR) - credit: *Elias*...marked his third career "walk-off" plate appearance and his second career "walk-off" hit...marked his 10th home run of the season...was the first player in the Majors to reach double-digit home runs...according to *Elias*, was the first Yankees player since Alex Rodriguez in 2007 to be the first player in the Majors to reach 10HR.
- ▶ Hit his 20th HR of the season on 6/3 vs. Detroit, becoming the first player in the Majors to reach 20 home runs...according to *Elias*, it marked the second time Judge was the Majors' first player to reach 20 homers in a season, also doing so in his rookie season in 2017...the only other players in Yankees history to do this twice were Babe Ruth (seven times), Joe DiMaggio (twice) and Mickey Mantle (twice).
- ▶ Hit a "walk-off" single in the ninth inning on 6/23 vs. Houston...marked his fourth career "walk-off" plate appearance and third career "walk-off" hit.
- ▶ Was named the AL "Player of the Month" for July after hitting .333/446/806 (31-for-93) with 25R, 5 doubles, 13HR, 32RBI, 17BB, 2HP and 5SB in 25 games...during the month of July, led the Majors in HR and RBI, ranked second in extra-base hits (18, first in AL), third in SLG (second in AL) and OPS (1.253, second in AL), tied for fifth in walks (tied for third in AL) and eighth in OBP (third in AL)...his 32RBI matched his most in a single calendar month in his career (also 32RBI in Sept. 2017) and his 13HR were his second-most HR in a single calendar month (15HR in Sept. 2017).
- ▶ Hit his third career grand slam in the eighth inning on 7/6 at Pittsburgh...with Aaron Hicks also hitting a grand slam, it marked just the fifth time in franchise history the Yankees have hit multiple grand slams in a single game...was one of three grand slams hit by the club over a two-game span from 7/6-7...according to *Elias*, it marked the ninth time in Major League history a team has hit three grand slams over a two-game span.
- ▶ His 12HR in 14G from 7/14-30 and 7/16-8/1 marked the most by a Yankee in a 14-game span in franchise history...his 13HR in a 16G span from 7/14-8/1 matched the most by a Yankee in a 16G span (also Alex Rodriguez - three times).
- ▶ Hit a Major League-leading 33HR prior to the All-Star break, tied with Roger Maris for the most HR by a Yankee prior to the All-Star break (33HR in 1961)...marked the second time he hit at least 30HR prior to the All-Star break (also 30HR in 2017), becoming the first Yankee in franchise history to accomplish the feat...at the time, became just the sixth player in Major League history and the third player in the AL to record 30HR before the All-Star break at least two times, joining Mark McGwire (4x - 1987, '97-98, 2000), Ken Griffey Jr. (3x - 1994, '97-98), Barry Bonds (2x - 2001, '03), Sammy Sosa (2x - 1998-99) and Willie Stargell (2x - 1971, '73)...hit at least 20HR prior to the break for the fourth time in his career, becoming just the second player in Yankees history to record four such seasons, joining Mickey Mantle (6)...marked the eighth time a Yankee led the Majors in homers at the All-Star break (since 1933): Judge (30) in 2017, Rodriguez (30) in 2007, Maris (33) in 1961, Maris (27) in 1960, Mantle (29) in 1956, DiMaggio/Keller (19 each) in 1941 and DiMaggio (20) in 1937.
- ▶ Was named to his fourth career All-Star team (also 2017-18, '21) after leading the Majors with 3,762,498 total votes during Phase 1 of All-Star voting...was the first Yankees player to lead the Majors in voting since Alex Rodriguez in 2008...marked his fourth starting assignment in the Midsummer Classic.
- ▶ Was just the seventh Yankees outfielder to start four All-Star Games, joining Mickey Mantle (13), Joe DiMaggio (9), Dave Winfield (7), Roger Maris (5), Rickey Henderson (4) and Bobby Murcer (4).
- ▶ Was the eighth player in Yankees history to earn at least four fan elections, joining Hall of Famer Derek Jeter (9), Hall of Famer Dave Winfield (7), Alex Rodriguez (6), Hall of Famer Wade Boggs (4), Robinson Canó (4), Hall of Famer Rickey Henderson (4) and Hall of Famer Reggie Jackson (4)...was the fourth Yankees outfielder to do so.
- ▶ With OF Giancarlo Stanton also being elected to the game by the fans, they became the first pair of Yankees outfielders to earn fan-elected starts together since Hall of Famers Dave Winfield and Rickey Henderson in 1988.
- ▶ Started in RF for the All-Star Game in Los Angeles and went 0-for-2.
- ▶ Hit a "walk-off" solo HR in the ninth in the Yankees' 1-0 win on 7/28 vs. Kansas City... according to *Elias*, he was just the third player in franchise history to hit a "walk-off" HR in a 1-0 victory, joining Joe Pepitone on 5/18/69 vs. California-Game 2 and Ruben Sierra on 7/22/04 vs. Toronto.
- ▶ Tied his career high with 6RBI on 7/29 vs. Kansas City, hitting a two-run HR in the third inning and his fourth career grand slam in the eighth...his grand slam in the eighth was his second of the year and the fourth of his career.
- ▶ Hit the 200th HR of his career on 7/30 vs. Kansas City...accomplished the feat in his 671st career game, becoming the second-fastest player in Major League history to reach the mark...trailing only Ryan Howard (reached the mark in 658)...was just the fourth player to be drafted and signed by the Yankees and hit 200HR with the club...joined Jorge Posada (275HR, 1990), Derek Jeter (260HR, 1992) and Don Mattingly (222HR, 1979).
- ▶ According to ESPN Stats & Information, was the first Major League player to reach 40HR before August since Barry Bonds and Luis Gonzalez both did so in 2001...was just the third Yankee in franchise history to do so, joining Babe Ruth (1928) and Roger Maris (1961).



- ▶ Hit his 50th HR of the season in his 125th game on 8/29 at Los Angeles-AL...according to *Elias*, matched Babe Ruth (125 games in 1921) for the second-fewest games to reach 50HR in a season in franchise history, trailing only Roger Maris (124 games in 1961)...marked the second time in his career he hit at least 50HR in a season (also 52HR in 2017)... was just the 10th player in Major League history to record multiple 50HR seasons, joining Sammy Sosa (four seasons: 1998-2001), Mark McGwire (four: 1996-99), Babe Ruth (four: 1920-21, '27-28), Alex Rodriguez (three: 2001-02, '07), Ken Griffey Jr. (two: 1997-98), Mickey Mantle (two: 1956, '61), Willie Mays (two: 1955, '65), Ralph Kiner (two: 1947, '49) and Jimmie Foxx (two: 1932, '38)...joined Ruth and Mantle as the only Yankees to accomplish the feat.
- ▶ Finished the season with a 33-game on-base streak (8/29-10/4-G2)...was the longest on-base streak in the AL and the third-longest on-base streak in the Majors in 2022, trailing only St. Louis' Paul Goldschmidt (46G from 4/22-6/10) and Colorado's Connor Joe (35G from 4/29-6/9)...reached base multiple times in 25 of those 33 games, batting .385/.541/.817 (42-for-109) with 32R, 8 doubles, 13HR, 22RBI, 37BB/10IBB, 1HP, 1SF and 2SB in that span.
- ▶ Was named the AL "Player of the Month" for September after batting .417/.565/.869 (35-for-84) with 26R, 8 doubles, 10HR, 17RBI, 30BB/8IBB and 1SB in 25 games...during the month of September, led the Majors in BA, OBP, SLG, OPS (1.434), runs scored and walks, and tied for the Major League lead in HR...also ranked second in intentional walks (second in AL) and tied for second in XBH (18, tied for second in AL)...his 1.434 OPS was the second-highest by a Yankee in a single calendar month (min. 75PA) in the last 85 years (since 1938), trailing only Jason Giambi's 1.498 OPS in July 2005...his .565 OBP was the highest by a Yankee (min. 75PA) in a single calendar month since Babe Ruth's .580 OBP in August 1932...at the time, his .869 SLG was the sixth-highest by a Yankee (min. 75 PA) in the last 85 years (since 1938), trailing only Jason Giambi's .974 SLG in July 2005, his own .889 SLG in September 2017, Alex Rodriguez's .882 SLG in April 2007, Mickey Mantle's .879 SLG in May 1956 and Glenallen Hill's .877 SLG in August 2000...his .417 BA was the highest by a Yankee in a single calendar month (min. 75PA) since Derek Jeter's .425 BA in July 2003.
- ▶ Hit his 52nd HR of the season on 9/3 at Tampa Bay...with 52HR in 2017, became just the seventh player in Major League history to hit at least 52HR in multiple seasons, joining Mark McGwire (4x: 1996-99), Babe Ruth (4x: 1920-21, '27-28), Alex Rodriguez (3x: 2001-02, '07), Sammy Sosa (3x: 1998-99, 2001), Ken Griffey Jr. (2x: 1997-98) and Mickey Mantle (2x: 1956, '61)...joined Ruth and Mantle as the only Yankees to accomplish the feat...is the only player in Major League history to record 52HR in multiple seasons within his first seven Major League seasons.
- ▶ Reached base at least three times in a career-high seven straight games from 9/4-10...was the longest such streak by a Yankee since Mickey Mantle's seven-game streak from 6/10-16/57...was just the seventh Yankee (ninth time) to reach base at least three times in at least seven straight games, joining Lou Gehrig (9G in 1937 and 7G in 1936), Babe Ruth (8G in 1920 and 7G in 1921), Mickey Mantle (7G in 1957), Frank Crosetti (7G in 1939), Joe DiMaggio (7G in 1939) and Tommy Henrich (7G in 1938).
- ▶ His home run in Game 1 on 9/7 vs. Minnesota marked his 114th career home run at Yankee Stadium, surpassing Mark Teixeira (113HR) for the most at the current Yankee Stadium.
- ▶ Led the Majors in home runs by 20HR on 9/13...according to *Elias*, it marked the first time a player finished a calendar day with a 20HR lead since the final day of the 1928 season when Babe Ruth led Jim Bottomley and Hack Wilson by 23HR.
- ▶ Hit his 60th HR of the season on 9/20 vs. Pittsburgh, a solo HR in the ninth inning...became just the sixth player in Major League history (ninth time) to hit at least 60 home runs in a single season, joining Barry Bonds (73HR in 2001 with San Francisco), Mark McGwire (70HR in 1998 and 65HR in 1999 with St. Louis), Sammy Sosa (66HR in 1998, 64HR in 2001 and 63HR in 1999 with Chicago-NL), Roger Maris (61HR in 1961 with the Yankees) and Babe Ruth (60HR in 1927 with the Yankees).
- ▶ Hit his 61st HR of the season on 9/28 at Toronto, tying Roger Maris (61HR in 1961) for the most HR in a single season in American League history...the HR came in the seventh inning off Tim Lincecum.
- ▶ Hit his 62nd HR of the season with a leadoff HR off Jesús Tinoco in Game 2 on 10/4 at Texas...the HR surpassed Roger Maris (61HR in 1961) for the most HR in American League history...were the seventh-most in a single season in Major League history...was just the fourth Major League player to reach the mark, joining Barry Bonds (73HR in 2001 with San Francisco), Mark McGwire (70HR in 1998 and 65HR in 1999 with St. Louis) and Sammy Sosa (66HR in 1998, 64HR in 2001 and 63HR in 1999 with Chicago-NL).
- ▶ Hit .139/.184/.306 (5-for-36) with 5R, 2HR, 3RBI, 2BB and 1SB in the Yankees' nine postseason games...homered in ALDS Game 5 vs. Cleveland, marking his Major League-record fourth career HR in a "winner-take-all" game...marked his 13th career postseason HR, surpassing Yogi Berra (12HR) and Reggie Jackson (12HR) for the fifth-most HR in franchise history in the postseason.
- ▶ Signed a nine-year Major League contract with the Yankees extending through the 2031 season on 12/20.
- ▶ Was named the team captain on 12/21, becoming the 16th player to receive the honor in franchise history, and just the second since 1996...joined Derek Jeter, Don Mattingly, Ron Guindry, Willie Randolph, Graig Nettles, Thurman Munson, Lou Gehrig, Babe Ruth, Roger Peckinpaugh, Rollie Zeider, Frank Chance, Hal Chase, Willie Keeler, Norman "Kid" Elberfeld and Clark Griffith.

2021

- ▶ Batted .287/.373/.544 (158-for-550) with 89R, 24 doubles, 39HR, 98RBI, 75BB and 6SB in 148 games.
- ▶ Finished fourth in AL MVP Voting with 171 points, trailing Los Angeles-AL's Shohei Ohtani (first place with 420 points), Toronto's Vladimir Guerrero Jr. (second place with 269 points) and Marcus Semien (third place with 232 points).
- ▶ His 39HR were tied for the sixth-most in the Majors and fifth-most in the AL...his .544 SLG and .916 OPS ranked fourth in the AL and ninth in the Majors...also ranked fourth in the AL with his .373 OBP.
- ▶ Recorded six multi-HR games: 4/14 at Toronto, 4/30 vs. Detroit, 5/14 at Baltimore, 8/12 at Chicago-AL in Iowa, 9/11 at the Mets and 9/30 at Toronto...his six multi-HR games were tied with teammate Joey Gallo, Washington/Boston's Kyle Schwarber and Kansas City's Salvador Perez for the most in the Majors.
- ▶ Reached base multiple times in 80-of-148 games, the most by a Yankee in 2021...were tied for the fourth-most in the AL and tied for the ninth-most in the Majors.
- ▶ Reached base three-or-more times in 33 games, tied for the fifth-most games in the Majors.
- ▶ His team-leading 50 multi-hit games were the seventh-most in the Majors.
- ▶ Batted .331/.425/.559 (39-for-118) with 6 doubles, 7HR, 56RBI, 22BB/2IBB, 1HP and 5SF with RISP.



- ▶ Hit .314/.394/.625 (88-for-280) with 49R, 15 doubles, 24HR, 57RBI and 36BB in 74 road games...his .314 BA on the road was the sixth-highest in the Majors.
- ▶ Hit .306/.385/.622 (60-for-196) with 34R, 11 doubles, 17HR, 47RBI, 27BB/1BB, 3SF and 45B over his final 53 games of the season (8/7-10/3)...reached base in 43 games in that span.
- ▶ His 10 game-tying or go-ahead hits in the eighth inning-or-later were the most in the Majors.
- ▶ Made 21 starts in CF...prior to 2021, had made just one Major League start in CF (3/31/18 at Toronto)...had made just 11 minor league appearances (eight starts) in CF (3G/GS in 2016, 8G/5GS in 2015).
- ▶ Was named to his third career All-Star team (also 2017-18), his third as a fan-elected starter...was one of five position players drafted and signed by the Yankees to make the All-Star team multiple times as a Yankee (also Thurman Munson, Don Mattingly, Derek Jeter and Jorge Posada).
- ▶ Hit 21HR prior to the All-Star break, marking the third time in his career he has hit 20HR prior to the All-Star break (also hit 30HR in 2017 and 25HR in 2018 prior to the break).
- ▶ Homered in back-to-back games six times: 3G from 5/14-16 and 2G from 4/5-6, 6/29-7/3, 8/12-14, 8/27-28 and 9/13-14.
- ▶ Recorded his 200th career extra-base hit with a solo HR on 4/27 at Baltimore...the hit came in his 445th Major League game, tying Alfonso Soriano for the fourth-fewest games any Yankee has needed from the start of his MLB career to reach 200XBH, trailing only Joe DiMaggio (312), Lou Gehrig (375) and Bob Meusel (416)—credit: *Elias*.
- ▶ Was named the AL “Player of the Week” from 5/10-16 after hitting .571/.640/1.333 (12-for-21) with 8R, 1 double, 5HR, 6RBI, 3BB and 1HP in six games...led the Majors in home runs, SLG and OPS (1.973)...tied for the Major League lead in OBP (first in AL) and extra-base hits (6), ranked second in BA (first in AL) and tied for second in hits (first in AL)...marked his fourth career weekly honor and first since 7/27-8/2/20.
- ▶ Recorded a “walk-off” walk on 5/23 vs. Chicago-AL (1-for-3, 1R, 2BB), his first career “walk-off” plate appearance... was the first “walk-off” walk by a Yankee since Juan Miranda on 9/26/10 vs. Boston.
- ▶ Did not play on 6/13 at Philadelphia due to back spasms.
- ▶ Played in his 500th career game on 7/3 vs. New York-NL, hitting a solo HR in the sixth inning...his 138 career home runs through 500 career games were the second-most in Major League history by a player through 500 games, trailing only Ryan Howard’s 153HR.
- ▶ Recorded his 500th career hit with a ninth-inning double on 7/9 at Houston...according to STATS, he became the second-fastest Yankee (first 506G) to collect 500H and 100HR in his career, trailing only Joe DiMaggio (first 395G).
- ▶ Played in his third career All-Star Game on 7/13 at Coors Field (also 2017-18), recording a walk and scoring the AL’s first run in the second inning (0-for-2)...started the game in RF and batted cleanup...was the 16th Yankee in franchise history to bat cleanup in the starting lineup of an All-Star Game (33rd time)...was the first since Mark Teixeira in the 2009 Midsummer Classic.
- ▶ Was placed on the COVID-19 injured list on 7/16...missed nine team games...was reinstated on 7/27.
- ▶ Judge and Giancarlo Stanton both hit 10HR in September, the most by a Yankee in a single calendar month since Luke Voit hit 11HR in August 2020...it marked the ninth time in franchise history the Yankees had two players hit double-digit home runs in a single calendar month.
- ▶ Hit a “walk-off” single in the ninth inning on 10/3 vs. Tampa Bay, clinching the Yankees postseason berth... marked his first career “walk-off” hit and his second career “walk-off” plate appearance (also a bases-loaded, “walk-off” walk in the ninth inning on 5/23/21 vs. Chicago-AL).
- ▶ Was 1-for-4 in the AL Wild Card Game at Boston.

2020

- ▶ Hit .257/.336/.554 (26-for-101) with 23R, 3 doubles, 9HR and 22RBI in 28 games with the Yankees.
- ▶ Was named AL “Player of the Week” for 7/27-8/2, hitting .368/.478/1.316 (7-for-19) with 9R, 6HR, 13RBI, 2BB and 2HP during the week...was his third career weekly honor and first since Sept. 2017.
- ▶ Homered in a career-high five straight games from 7/29-8/2 (6HR)...was the 10th Yankee to homer in at least five straight games and first to do so since Alex Rodriguez from 9/4-9/07 (also five straight)...only Don Mattingly (eight straight from 7/8-18/87), Roger Maris (six from 8/11-16/61) and Lou Gehrig (six from 8/28-9/1-31) had longer home run streaks for the Yankees...with Luke Voit homering in five straight games from 8/17-26, became the sixth set of teammates since 1901 to each have five-game home runs streaks in the same season...joined the 1954 Indians (Al Rosen and Larry Doby, five each), 1983 White Sox (Greg Luzinski and Ron Kittle, five each), 2003 Rangers (Carl Everett and Alex Rodriguez, five each), 2006 Pirates (Jason Bay, six and Jose Castillo, five) and 2019 Astros (Jose Altuve and Yuli Gurriel, five each)—credit: YES Network.
- ▶ Hit a go-ahead three-run HR in the second inning and a game-winning two-run HR in the eighth inning on 8/2 vs. Boston, homering in his career-high fifth straight game...was his 10th career multi-HR game...his homer in the eighth was his fifth go-ahead HR of the season, becoming the first player in Major League history to hit five go-ahead home runs in his team’s first eight games of a season according to STATS.
- ▶ Hit his seventh homer in Game 1 on 8/5 at Philadelphia (his 10th game), matching Alex Rodriguez (2007) for most by a Yankee through the team’s first 10 games of a season in franchise history.
- ▶ Hit his ninth home run of the season on 8/11 vs. Atlanta in the Yankees’ 17th game of the season...became the fourth Yankee in franchise history to hit at least 9HR through the team’s first 17 games, joining Alex Rodriguez (12 in 2007), Graig Nettles (10 in 1974) and Mickey Mantle (9 in 1956).
- ▶ Was placed on the 10-day injured list with a right calf strain on 8/14 (retroactive to 8/12)...at the time of his placement on the I.L. (8/14), led the Majors in HR (9) and slugging pct. (.758), was tied for first in RBI (20), tied for fourth in runs (16), ranked fifth in OPS (1.101) and was tied for eighth in extra-base hits (11).
- ▶ Was reinstated from the 10-day injured list on 8/25 (missed eight team games)...in his first appearance back from the I.L. in Game 2 on 8/26 at Atlanta, went 1-for-3 before being removed defensively in the sixth.
- ▶ Was placed back on the 10-day injured list on 8/28 (retroactive to 8/27) with a right calf strain and reinstated on 9/16 (missed 21 team games).
- ▶ Hit .133 (4-for-30) with 3R, 3HR, 5RBI and 4BB in seven postseason games...each of his 3HR gave the Yankees the lead.
- ▶ Hit a two-run HR in the first inning of ALWCS Game 1 at Cleveland.



- ▶ Hit his 10th career postseason HR in ALDS Game 1 (his 30th career postseason game)...at the time, his 10HR were tied with Lou Gehrig for the most by a Yankee through his first 30 career postseason games (since surpassed by Giancarlo Stanton)...at the time, were also tied for the third-most by any player in his first 30 career postseason games in Major League history, trailing only Carlos Beltrán (14HR) and Nelson Cruz (13HR).
- ▶ His solo HR drove in the Yankees' only run in ALDS Game 5 at Tampa Bay at Petco Park...came in his 34th career playoff game, tying Mickey Mantle for most by a Yankee through 34 postseason games in franchise history (was later tied by Giancarlo Stanton)...at the time, were tied for third-most through 34 playoff games in Major League history behind Carlos Beltrán (14HR) and Nelson Cruz (14HR).
- ▶ Did not play in a game during spring training in Florida while recovering from a stress fracture of the first right rib.

2019

- ▶ In 102 games with the Yankees, hit .272 (103-for-378) with 75R, 18 doubles, 27HR and 55RBI...reached the 20HR plateau for the third straight season...of his 27HR, 19 tied the game (four) or gave the Yankees the lead (15).
- ▶ Was named the winner of the 2019 Wilson Defensive Player of the Year Award in RF, his first such award...his seven assists were fourth-most among outfielders who did not commit an error, while his 12.7 UZR (Ultimate Zone Rating) and 19 Defensive Runs Saved ranked third and fifth, respectively, among all outfielders (FanGraphs).
- ▶ Recorded two multi-HR games: 4/6 vs. Baltimore and 7/5 at Tampa Bay.
- ▶ Was removed in the sixth inning of 4/20 win vs. Kansas City after suffering a left oblique injury...was sent to NewYork-Presbyterian Hospital for further evaluation and an MRI.
- ▶ Was placed on the 10-day injured list from 4/21-6/21 with a left oblique strain...missed 54 team games...hit .125 (2-for-16) with 2R, 1HR, 2RBI and 3BB in five rehab games with Triple-A Scranton/Wilkes-Barre.
- ▶ Hit leadoff in the starting lineup for the first time in his career on 6/21 vs. Houston (0-for-4).
- ▶ Homered in each of the Yankees' 10 series from 8/20-9/22, hitting 14HR in 29 games during the stretch...was homerless over a 13-game span from 8/5-18 leading into the streak.
- ▶ Hit his 100th career home run on 8/27 at Seattle (off Yusei Kikuchi)...came in his 371st career game, becoming the third-fastest player (at the time) to reach the mark (in terms of games played) in Baseball history behind only Philadelphia's Ryan Howard (Game No. 325 on 6/27/07) and teammate Gary Sánchez (Game No. 355 on 8/23/19)...was the seventh player drafted and signed by the Yankees to hit at least 100HR with the club (Gardner, Posada, Jeter, Mattingly, Munson and Pagliarulo).
- ▶ Started in RF in each of the Yankees' nine postseason games...hit a two-run HR in the fourth inning of ALCS Game 2 at Houston...marked his eighth career postseason HR (in his 23rd career playoff game), becoming the fourth Yankee to hit 8HR within his first 23 postseason games (also Lou Gehrig-9HR, Mickey Mantle-8HR and Bernie Williams-8HR).

2018

- ▶ In 112 games with the Yankees, hit .278 (115-for-413) with 77R, 22 doubles, 27HR, 67RBI, 76BB and 65B...the Yankees went 21-6 when he homered in 2018...was a finalist for the AL Gold Glove Award in RF.
- ▶ Hit .352/.471/.699 (69-for-196) with 47R, 14 doubles, 18HR, 45RBI and 20 multi-hit games in 56 contests at Yankee Stadium...did not go consecutive home games without a hit over a 59-game stretch at Yankee Stadium (9/17/17-7/26/18)...had at least 1RBI in a franchise-record 14 straight home games from 9/18/17-4/7/18.
- ▶ Appeared in each of the Yankees' first 56 games of the season from 3/29 through Game 2 on 6/4.
- ▶ Hit 25HR before the All-Star break, becoming the fourth player to hit at least 25HR before the break in two different seasons as a Yankee and just the second to do so in consecutive years, joining Roger Maris (1960-61), Mickey Mantle (1956 and '61) and Jason Giambi (2003 and '06).
- ▶ Had a career-long 14-game hitting streak from 9/17/17-3/29/18...had an eight-game streak of drawing at least one walk from 9/24/17-3/29/18, matching the longest streak of his career (also 6/6-13/17).
- ▶ Made his first Major League start (and appearance) in CF in 3/31 loss at Toronto.
- ▶ Hit game-winning two-run HR in the 13th on 6/6 at Toronto, his first career extra-inning HR.
- ▶ Started in LF and went 1-for-2 with 1R, 1HR, 1RBI and 1BB in the AL's All-Star Game win on 7/17...his solo HR off Max Scherzer to lead off the second inning was the first of 10HR hit in the game and the first All-Star homer by a Yankee since Jason Giambi in 2003...became the third Yankee to homer in an All-Star Game at age 26-or-younger, joining Joe DiMaggio (1936) and Mickey Mantle (1955 and '56)...was selected by fans to his second straight All-Star team...was one of five position players drafted and signed by the Yankees to make the All-Star team multiple times as a Yankee (also Thurman Munson, Don Mattingly, Derek Jeter and Jorge Posada)...received a fan-elected starting assignment for the second straight year and was the first Yankee to start at least two straight ASGs since Robinson Canó (2010-13) and first Yankees OF to start two straight since Curtis Granderson (2011-12).
- ▶ Was hit by a pitch on 7/26 vs. Kansas City...underwent an MRI at NewYork-Presbyterian Hospital and was diagnosed with a chip fracture of the right wrist (ulnar styloid bone)...was placed on the 10-day disabled list with the injury from 7/27-9/14 (missed 45 team games)...in a simulated game at Yankee Stadium on 9/17, had 11 live at-bats off of RHP A.J. Cole, RHP Chance Adams and minor-league LHP Phillip Diehl.
- ▶ Hit .421/.500/.947 (8-for-19) with 6R, 1 double, 3HR, 4RBI and 3BB in five postseason games...homered in each of the first 3G, becoming the second Yankee to homer in each of the team's first three postseason games in a year, joining Hank Bauer from 1958 World Series Game 1 through Game 3 (note: Johnny Mize homered in 1952 World Series Games 3-5 after missing the first 2G of the Series)...was joined by Giancarlo Stanton in 2020...became the third player to begin a postseason with 3G with at least 2H and 1HR, joining St. Louis' Matt Carpenter in 2014 and the Yankees' Hank Bauer in 1958.

2017

- ▶ In 155 games with the Yankees (141 starts in RF, 10 at DH), hit .284 (154-for-542) with 128R, 24 doubles, 3 triples, 52HR, 114RBI, 127BB and 95B...according to MLB Statcast, his 94.9 mph average exit velocity on balls in play was highest among all Major League hitters...earned his first career Silver Slugger Award.



- ▶ Was unanimously named AL Jackie Robinson "Rookie of the Year" by the BBWAA...was the ninth Yankee to win the award and second by a unanimous vote (also Derek Jeter in 1996)...was the only player listed on every ballot.
- ▶ Placed second in AL Most Valuable Player voting, totaling 279 points (2 first place votes, 27 second place votes, 1 third place vote)...was the second rookie all time to finish second in MVP voting, joining Mike Trout in 2012 (won by Miguel Cabrera).
- ▶ Was named MLB "Rookie of the Year" by *Baseball America*, the first Yankee to win the award since Derek Jeter (1996)...was also named 2017 *Sporting News* AL "Rookie of the Year," as voted on by a panel of AL players...was selected to the Topps MLB All-Star Rookie Team.
- ▶ Led the American League in runs scored (128, second MLB), home runs (52, second MLB), walks (127, second MLB) and ranked second in RBI (114, sixth MLB), on-base pct. (.422, third MLB) and slugging pct. (.627, second MLB)...led the Majors with an 8.2 WAR, the highest by a Yankee since Alex Rodriguez in 2007 (9.6).
- ▶ With a 1.049 OPS, was the fourth rookie in the Modern Era (since 1900) with an OPS of 1.000-or-better: St. Louis' Albert Pujols (1.013) in 2001, Boston's Ted Williams (1.045) in 1939 and Cleveland's Joe Jackson (1.058) in 1911.
- ▶ Became the 13th Yankee to lead the AL (or tie for the lead) in home runs and first since Mark Teixeira (tied) in 2009...was the first Yankee to lead outright since Alex Rodriguez in 2007...held at least a share of the AL HR lead every day from 5/28 through the end of the season except one (end of play on 9/6).
- ▶ At the time, his 52HR were the most ever by a Major League rookie (Mark McGwire, 49HR in 1987) and surpassed Joe DiMaggio (29HR in 1936) for most by a Yankees rookie...was surpassed by the Mets' Pete Alonso (53) in 2019.
- ▶ His 52HR were then-tied with Mickey Mantle (52HR in 1956) and Alex Rodriguez (52HR in 2001) for third-most by a player 25-or-younger in Baseball history, trailing only Jimmie Foxx (58HR in 1932) and Babe Ruth (54HR in 1920)...was the fifth Yankee age 25-or-younger to hit at least 40HR in a season.
- ▶ At the time, his 52HR tied Mickey Mantle (52HR in 1956) for the eighth-most single-season homers in Yankees history and were the second-most by a right-handed hitter (Alex Rodriguez-54HR in 2007)...with his 62HR in 2022, his 52HR in 2017 are now tied for ninth-most in franchise history and third-most among right-handed batters.
- ▶ Hit 33HR at Yankee Stadium, most by a Yankee in a single season at a home venue in franchise history, surpassing Babe Ruth (32 in 1921).
- ▶ Had seven multi-HR games (all 2HR games): 4/28 vs. Baltimore, 5/2 vs. Toronto, 6/11 vs. Baltimore, 9/10 at Texas, 9/14 vs. Baltimore, 9/24 at Toronto and 9/25 vs. Kansas City)...matched Mark McGwire (7G in 1987) for the most ever by a rookie in a single season...at the time, were tied for the fifth-most in a season by any player, age 25-or-younger behind only Ralph Kiner (10G in 1947), Willie Mays (9G in 1955), Reggie Jackson (8G in 1969) and Vladimir Guerrero (8G in 2000)...Gleyber Torres recorded eight such games in 2019.
- ▶ Had 52HR, while Gary Sánchez had 33HR...was just the second time in Yankees history that two teammates, age 25-or-younger, hit at least 30HR in the same season, joining Joe DiMaggio (31HR) and Joe Gordon (30HR) in 1940...with a combined 85HR, set the Major League record for homers by two teammates, each 25-or-younger (surpassed the 2007 Milwaukee Brewers' Prince Fielder-50 and Ryan Braun-34).
- ▶ Hit 30HR before the All-Star Game, one of three rookies ever to reach 30HR prior to the All-Star break (since 1933), along with Mark McGwire (33 in 1987) and Pete Alonso (30 in 2019)...is one of three Yankees ever to hit at least 30HR by the break, joining Roger Maris (33HR in 1961) and Alex Rodriguez (30HR in 2007)...also did do in 2022 (33HR)...marked the seventh time a Yankee led the Majors in homers at the All-Star break (since 1933): Rodriguez (30) in 2007, Maris (33) in 1961, Maris (27) in 1960, Mantle (29) in 1956, DiMaggio/Keller (19 each) in 1941 and DiMaggio (20) in 1937.
- ▶ His 128R were most by a Major League rookie since Mike Trout in 2012 (129R)...were second-most by a Yankees rookie (Joe DiMaggio-132R in 1936)...the Yankees went 58-27 when he scored a run.
- ▶ Was the fourth rookie in Yankees history with at least 100RBI in a season: Joe DiMaggio (125 in 1936), Tony Lazzeri (114 in 1926) and Hideki Matsui (106 in 2003).
- ▶ Became the eighth player in Yankees history with at least 100R, 100RBI and 100BB in a season, joining Lou Gehrig (11x: 1926-27, '29-32, '34-38), Babe Ruth (10x: 1920-21, '23-24, '26-28, '30-32), Mickey Mantle (3x: 1954, '56, '61), Charlie Keller (2x: 1941-42), George Selkirk (1939), Bernie Williams (1999) and Jason Giambi (2002)...only Ruth (10x), Gehrig (5x), Mantle (2x) and Giambi accomplished the feat while also hitting at least 40HR...was the fourth Yankee ever with at least 110R, 110RBI and 110BB in a season (Ruth-10x, Gehrig-5x, Mantle-2x)...went on to accomplish the feat again in 2022.
- ▶ Joined Boston's Ted Williams (1939) as the only players ever with at least 100R, 100RBI and 100BB as a rookie.
- ▶ Had 38 games with at least 1R, 1RBI and 1BB, most by a Yankee since Lou Gehrig in 1936 (43).
- ▶ Became the fourth rookie all-time to draw 100BB and score 100R in a season, joining Ted Williams in 1939 (131R, 105BB), Lu Blue in 1921 (103R, 103BB) and Jim Gilliam in 1953 (125R, 100BB).
- ▶ Is one of three players in Baseball history, age 25-or-younger, with at least 125R and 125BB in a season, joining Babe Ruth (1920, age 25) and Ted Williams (1941 and '42, ages 22 and 23).
- ▶ His 127BB set a Major League rookie record, surpassing Cleveland's Les Fleming (106BB in 1942) on 9/10 at Texas (credit: *Elias*)...surpassed Charlie Keller (81BB in 1939) for the Yankees' rookie walk record on 8/9 at Toronto.
- ▶ Was the fifth Yankee in franchise history—and only right-handed batter—with at least 125BB in a season (Ruth-10x, Gehrig-3x, Mantle-3x, Giambi-1x).
- ▶ Was twice named AL "Player of the Week:" 6/5-11 and 9/18-24.



- ▶ Hit .426/.588/1.049 (26-for-61) with 31R, 5 doubles, 11HR, 24RBI and 24BB in 19 games vs. Baltimore...his 31R were the most by any player vs. any opponent in one season since Boston's Ted Williams scored 31R in 1947 vs. St. Louis-AL...*Elias* notes it marked the most by a rookie vs. one team since Joe DiMaggio in 1936 vs. the Browns (31R)...his 11HR were the most by a Yankee vs. a single opponent in a season since 1961, when Roger Maris hit 13HR vs. Chicago-AL and Mickey Mantle hit 11HR vs. Washington-AL...according to *Elias*, tied Cleveland's Hal Trosky (11HR in 22G vs. Chicago-AL in 1934) for the most homers by a rookie against one team in a single season.
- ▶ In April, became the 10th rookie in Major League history with at least 10HR, 10BB, and a .300 batting average in any calendar month...the only other rookies to do so in the prior 40 years were Mike Trout (July 2012) and Gary Sánchez (August 2016)...also accomplished the feat in June and September, while Rhys Hoskins did so in August.
- ▶ Posted a .411 OBP in April (in 22G), a .441 OBP in May (26G) and a .481 OBP in June (28G)...became the third rookie in Major League history to have an OBP of at least .400 in April, May and June (min. 75PA in each month): also St. Louis' Albert Pujols in 2001 and Houston's Greg Gross in 1974.
- ▶ Was named AL "Rookie of the Month" for April, batting .303 (23-for-76) with 23R, 10HR and 20RBI in 22 games...was the third Yankee ever to hit at least 10HR in March/April (Alex Rodriguez: 14HR in 2007 and Graig Nettles: 11HR in 1974)...ranked among all AL leaders with 23R (1st), a .750 SLG (1st), 10HR (T1st) and 20RBI (T5th) in April...tied a Major League rookie record for the most home runs in April, previously set by Chicago-AL's José Abreu in 2014 and tied by Colorado's Trevor Story in 2016 (credit: ESPN Stats & Info)...was the fourth Yankee ever to win the award (also Hideki Matsui-June 2003, Robinson Canó-September 2005 and Gary Sánchez-August 2016).
- ▶ Hit two-run HR—on the first pitch of his first career PA at Fenway Park—in 4/26 win at Boston...was the first Yankee to homer in his first career PA at Fenway since Cody Ransom on 9/26/08, who homered on each of the first two pitches he saw...the HR came on his 25th birthday, joining Roger Maris (9/10/66) and Yogi Berra (5/12/47) as the only Yankees to ever homer at Fenway on their birthday...also caught a third-inning foul pop by Xander Bogaerts while tumbling into the right field stands...the play was featured as the No. 1 play on ESPN *SportsCenter's* Top-10.
- ▶ Recorded his first career multi-HR game in 4/28 win vs. Baltimore...at 25 years, 2 days old, was the youngest Yankees outfielder with 2HR in a game since Melky Cabrera (24y, 254d on 4/22/09 vs. Oakland)...collected his second career multi-HR game in 5/2 win vs. Toronto...at 25 years, 6 days old, became the youngest Yankees outfielder with multiple 2HR games since Dan Pasqua (23y, 268d on 7/12/85 and 24y, 217d on 5/22/86).
- ▶ Was named AL "Rookie of the Month" for May after batting .347/.441/.642 (33-for-95) with 17R, 5 doubles, 7HR and 17RBI in 26 games and leading all AL rookies in BA, runs, hits, HR, RBI and OBP, while ranking second in SLG...was his second straight "Rookie of the Month" honor, having also won the award in April...became the first Yankee ever to win the award twice...was the first Yankee to win any monthly award in consecutive months since Don Mattingly was named AL "Player of the Month" in both August and September of 1985.
- ▶ Recorded a 32-game on-base streak from 5/28-6/30, batting .339/.483/.720 (40-for-118) with 34R, 7 doubles, 1 triple, 12HR, 32RBI and 32BB over the span...was the longest single-season streak by a Yankee since Derek Jeter had a 34-game streak to end the 2012 season (8/27-10/3/12) and the longest single-season streak for a Yankees rookie since Charlie Keller in 1939 (40 games)...reached base safely in 42 consecutive starts from 5/28-7/16 (G1), batting .321 (51-for-159) with 39R, 8 doubles, 15HR, 36RBI and 38BB in his starts over the span.
- ▶ Was named AL "Player of the Month" and "Rookie of the Month" for June, batting .324/.481/.686 (33-for-102) with 30R, 5 doubles, 10HR, 25RBI and 30BB in 28G and reaching safely in every game...was his first career "Player of the Month" nod and his third "Rookie of the Month" honor, having also won the award in April and May...became the first Yankee ever to win three consecutive monthly awards and the first AL player with three straight "Rookie of the Month" honors in a single season since Chicago-AL's José Abreu in 2014...was the first AL player to win three "Rookie of the Month" awards in a row since Mike Trout won four straight from May-August 2012...was the 10th player all time (in either league) to win both awards in the same calendar month and second Yankee (also Gary Sánchez in August 2016).
- ▶ Hit safely in 17 straight home games from 6/10-7/28 (.379/.461/.864, 25-for-66, 2D, 2 doubles, 10HR, 17RBI, 9BB), matching the second-longest single-season streak by a Yankee at the current Yankee Stadium (since 2009): Carlos Beltrán, 18G (7/19-8/26/15) and Robinson Canó, 17G (5/17-6/17/10)...was the longest home hitting streak by a rookie in franchise history (previous: Hideki Matsui, 16G in 2003)—credit: *Elias*.
- ▶ Hit his Major League-leading 20th home run of the season on 6/11 vs. Baltimore, becoming the first rookie in Major League history to be the first player to 20HR in a season...hit 2HR in the game...his sixth-inning solo HR went 495' (per Statcast), the longest measured HR hit in the Majors in 2017.
- ▶ Through the end of play on 6/11, led the AL in all three Triple Crown categories...since RBI became an official stat, was the first time a rookie led his league in each of those categories on 6/1 or later (credit: *Elias*).
- ▶ Was selected to his first career All-Star team after leading the AL with 4,488,702 votes...was the first Yankee to lead the AL in All-Star voting since Derek Jeter in 2009...at age 25, was the youngest player to lead the AL in voting since Ken Griffey Jr. (24) in 1994...was the leading vote-getter in all of Baseball via the Player Ballot...was the third Yankees rookie elected to start an All-Star Game (Hideki Matsui-2003, Joe DiMaggio-1936)...eight prior Yankees rookies were AL All-Star Team reserves: Dellin Betances (2014), Masahiro Tanaka (2014), Willie Randolph (1976), Tom Tresh (1962), Ryne Duren (1958), Bobby Richardson (1957), Spec Shea (1947) and Joe Page (1944)...was the sixth position player drafted and signed by the Yankees to make the All-Star team as a Yankee (Munson, Mattingly, Jeter, Posada and Gardner).
- ▶ Won the Home Run Derby, defeating Minnesota's Miguel Sanó in the final round, 11HR-to-10HR...became the fourth Yankee to win a Derby, joining Robinson Canó (2011), Jason Giambi (2002) and Tino Martínez (1997)...was pitched to by Yankees BP pitcher Danilo Valiente...hit 23HR in the first round, topping Miami's Justin Bour (22HR)...in the semifinals, out-homered NL Rookie of the Year, Cody Bellinger of the Dodgers, 13HR-to-12HR...his 47 total homers hit (in 76 swings) were most ever by a Yankee in the Home Run Derby, surpassing Canó's 32HR in 2011 and second-most in Derby history at the time (2016 winner Giancarlo Stanton hit 61)...four of Judge's homers went at least 500 ft...was the first rookie ever to win the Derby outright (the Angels' Wally Joyner was a co-champion in 1986)...became the first player ever to win both the College and MLB Home Run Derby.
- ▶ Started in RF and went 0-for-3 for the AL in the All-Star Game on 7/11...was the second consecutive Yankees RF to be an All-Star (Carlos Beltrán)...at 25 years old, was 14 years younger than Beltrán (39) in 2016...was the first Yankee to serve as the AL's starting right fielder since Paul O'Neill in 1997.
- ▶ Ended his single-season Major League-record 37-game strikeout streak (7/8-8/20) in 8/22 win at Detroit.



- ▶ Was named September AL “Player of the Month” (second, also June 2017) and “Rookie of the Month” (fourth, also April, May and June 2017)...hit .311/.463/.889 (28-for-90) with 29R, 7 doubles, 15HR, 32RBI and 28BB in 27G...set career highs for most HR and RBI in a calendar month...were the most homers by a Yankee in a calendar month since Roger Maris hit 15HR in June 1961...was the fifth Yankee in franchise history to hit at least 15HR in a calendar month (Babe Ruth-4x, Joe DiMaggio-1x, Mickey Mantle-1x and Roger Maris-1x)...led the Majors in runs and walks and led the AL in RBI (second in MLB), home runs (2nd MLB), slugging pct. (second in MLB) and on-base pct. (third in MLB).
- ▶ Hit 2HR in 9/10 win at Texas...with Gary Sánchez (2HR) also hitting multiple homers, the duo became the fourth pair of Yankees teammates, both age-25 or younger, with multiple HRs in the same game (also Ron Blomberg-2HR/Otto Velez-2HR on 9/23/73-G1 at Cleveland; Charlie Keller-3HR/Joe DiMaggio-2HR on 7/28/40-G1 at Chicago-AL; and Joe Gordon-2HR/Tommy Henrich-2HR on 8/27/38-G2 vs. Cleveland)...also collected his 107th walk of the season, surpassing Cleveland’s Les Fleming (106BB in 1942) to set the all-time Major League rookie walks record.
- ▶ Had eight straight games with an extra-base hit (9/20-28), the longest ever by a Yankees rookie.
- ▶ Hit his 49th and 50th home runs of the season in 9/25 win vs. Kansas City, tying and surpassing Mark McGwire (49HR in 1987) for the single-season rookie home run record...was surpassed by the Mets’ Pete Alonso in 2019.
- ▶ Made his postseason debut, batting .188 (9-for-48) with 9R, 3 doubles, 4HR and 11RBI in 13 playoff games...his 4HR were the most ever by a Yankees rookie in a single postseason (credit: ESPN Stats & Info)...at the time, his 4HR were tied with Miguel Cabrera (2003) for the third-most by a rookie in a single postseason behind Evan Longoria (6HR in 2008) and Kyle Schwarber (5HR in 2015)...Randy Arozarena hit 10HR in the 2020 playoffs...was the 15th player in Baseball history (and second Yankee) to have 4HR in a single postseason at age 25-or-younger (also Lou Gehrig-4HR in 1928).
- ▶ Made his postseason debut in the Yankees’ AL Wild Card win vs. Minnesota, hitting a two-run HR in the fourth...according to *Elias*, became the third Yankee rookie to homer in his postseason debut, joining Shane Spencer (1998 ALDS Game 2 vs. Texas) and Elston Howard (1955 World Series Game 1 vs. Brooklyn)...was the first postseason HR by any Yankee rookie since Hideki Matsui in 2003 World Series Game 2 vs. Florida...both he and Brett Gardner scored 3R, becoming the seventh set of Yankees teammates to each score at least 3R in a postseason game, and only the second since 1962 (Rodriguez/Matsui/Sheffield in 2004 ALCS Game 3 at Boston).
- ▶ Leapt at the right field wall to rob Francisco Lindor of a potential two-run HR for the second out in the top of the sixth in ALDS Game 3 vs. Cleveland...was the first time in his career he robbed a homer (ESPN Stats & Info).
- ▶ Had multiple RBI in three straight home games (ALDS Game 4, ALCS Games 3 and 4), going 4-for-11 with 3R, 2 doubles, 2HR, 7RBI and 2BB in those games...was the second player in Yankees postseason history with at least 2RBI in three consecutive home games (Lou Gehrig: 3G, 1928 World Series Game 1 - 1932 World Series Game 1).
- ▶ Homered in consecutive games (ALCS Games 3 and 4 vs. Houston), becoming the seventh Yankee, age 25-or-younger, to homer in back-to-back playoff games (also Lou Gehrig, three straight; Mickey Mantle, two straight twice; Greg Bird; Derek Jeter; Gil McDougald and Charlie Keller)...was the third Yankee rookie to homer in consecutive playoff games, joining Keller (Games 3-4 in the 1939 World Series vs. Cincinnati) and Shane Spencer (Games 2-3 of the 1998 ALDS vs. Texas)—credit: *Elias*.
- ▶ In ALCS Games 3-5, became the seventh player (second Yankee) in postseason history to tally at least 1RBI, 1XBH and 1BB in three straight playoff games (Gehrig: MLB-record 4G from 1928 World Series Game 2-1932 World Series Game 1)...in each of his four games from ALCS Games 3-6, had at least 1R, 1RBI and 1XBH, becoming the third Yankee to do so in four straight postseason games (also Reggie Jackson and Lou Gehrig).
- ▶ Underwent arthroscopic surgery on his left shoulder on 11/20...the procedure involved a loose-body removal and cartilage clean-up, and was performed by Dr. Neal ElAttrache in Los Angeles at the Kerlan-Jobe Orthopaedic Clinic.

2016

- ▶ In 27 games with the Yankees (24 starts in RF), hit .179 (15-for-84) with 10R, 2 doubles, 4HR and 10RBI...according to MLB Statcast, had a 95.5 mph average exit velocity, second-highest among all Major League hitters (min. 40 batted ball events) behind only the Mariners’ Nelson Cruz (95.9).
- ▶ Became the first player in Yankees history to record an extra-base hit in each of his first three career games (Game 1 - HR, Game 2 - HR, Game 3 - double)...became the ninth AL player since 1913 to accomplish the feat.
- ▶ According to ESPN Stats & Info, was the first player in AL history to record at least 1XBH and 1RBI in each of his first three career games...became the seventh player in Yankees history to record at least 1RBI in five of his first seven games to begin a Major League career, joining Yangervis Solarte (2014), Hideki Matsui (2003), Joe Buzas (1945), Joe DiMaggio (1936), George Selkirk (1934) and Norm McMillan (1922).
- ▶ Made his Major League debut in 8/13 win vs. Tampa Bay, hitting solo HR in the second off Matt Andriese...the HR came in his first career PA, becoming the fifth Yankee in franchise history (and second in the inning immediately following Tyler Austin’s solo HR) to accomplish the feat (also John Miller, Marcus Thames and Andy Phillips)...per ESPN Stats & Info, was the longest HR by a Yankee at Yankee Stadium since 6/10/11 (Alex Rodriguez vs. Cleveland off Fausto Carmona)...became the third player in the history of the current Yankee Stadium to hit a ball into or over the centerfield batters eye glass (also Seattle’s Russell Bryan on 7/2/09 and Houston’s Carlos Correa on 4/6/16)...with Austin also making his Major League debut in the game, became the first pair of teammates in Major League history to each homer in their Major League debuts in the same game...there had been just one other game in Baseball history in which two players each hit HRs in their first Major League at-bats, but they were on opposing teams (Brooklyn at Philadelphia on 4/19/38—the Phillies’ Emmett “Heinie” Mueller and the Dodgers’ Ernie Koy—both in the first inning)...became the first pair of Yankees to make their Major League debuts as starters in the same game since C Johnny Ellis and CF Jim Lyttle on 5/17/69 vs. California...was signed to a Major League contract and selected to the Yankees’ 25-man roster prior to the game.
- ▶ Hit a solo HR—his second in as many career games—in 8/14 loss vs. Tampa Bay...according to *Elias*, became the second player in Baseball history to homer in his first at-bat in each of his first two Major League games, joining the Cardinals’ Keith McDonald in 2000...was the second player in Yankees history to homer in each of his first two Major League games, joining Joe Lefebvre, who did so from 5/22-23/80...joined Colorado’s Trevor Story (first 4G, 6HR from 4/4-8) as the only two players to accomplish the feat in 2016.
- ▶ Was placed on the 15-day disabled list on 9/14 with a Grade 2 right oblique strain...injury occurred on a swing taken in the bottom of the fourth in 9/13 win vs. Los Angeles-NL (was removed in the top of the fifth).



- ▶ In 93 games with Scranton/Wilkes-Barre, hit .270 (95-for-352) with 62R, 18 doubles, 19HR and 65RBI...at the time of his call up, ranked second in the IL in RBI and HR/AB ratio (1HR/18.53AB) and fourth in runs scored, home runs and slugging percentage (.489)...was an IL Mid-Season and Postseason All-Star, and an MiLB.com Organization All-Star.
- ▶ Following the season, was named the 2016 Kevin Lawn Award winner as the Yankees' minor league "Player of the Year"...was also tabbed by *Baseball America* as the Yankees' No. 6 prospect, as well as the IL's "Best Power Prospect" and the league's 19th-best prospect.

2015

- ▶ Split the season with Double-A Trenton and Triple-A Scranton/Wilkes-Barre, batting .255 (122-for-478) with 63R, 26 doubles, 3 triples, 20HR, 72RBI and 53BB in 124 games...led all Yankees minor leaguers in home runs and RBI.
- ▶ Played in the SiriusXM All-Star Futures Game in Cincinnati and went 1-for-4 with 1R.
- ▶ Following the season, was ranked by *Baseball America* as the No. 3 prospect in the Yankees organization, the No. 10 prospect in the International League and the No. 15 prospect in the Eastern League...was tabbed by MiLB.com as an Organization All-Star.

2014

- ▶ Made his professional debut, combining at Single-A Charleston and Single-A Tampa to bat .308 (144-for-467) with 80R, 24 doubles, 4 triples, 17HR, 78RBI and a .419 OBP in 131 games...finished the season ranked third among all minor leaguers with 89BB...led all Yankees farmhands in RBI, ranked fifth in HR and sixth in batting average.
- ▶ Was named a SAL Mid-Season All-Star with Charleston...following the season, was tabbed by *Baseball America* as the Yankees' second-best prospect...was also named an Organization All-Star by MiLB.com.
- ▶ After the season, played for Scottsdale in the Arizona Fall League, batting .278 (25-for-90) with 15R, 5 doubles, 4HR and 15RBI in 24G...was selected to the Fall Stars Game and was named AFL "Player of the Week" from 10/28-11/3.

2013

- ▶ Did not appear in a game after being selected by the Yankees in the first round of the First-Year Player Draft.
- ▶ Following the season, was ranked by *Baseball America* as the Yankees' No. 6 prospect.

PERSONAL

- ▶ Full name is Aaron James Judge...he and his older brother were both adopted...graduated from Linden High School (Calif.) in 2010.
- ▶ Played baseball for three seasons at Fresno State, where he was a three-time All-Conference first team selection and a 2013 All-America honoree...in his three years, hit .346 (201-for-581) with 41 doubles, 17HR and 355B...won the 2012 TD Ameritrade College Baseball Home Run Derby in Omaha...was named a Louisville Slugger Freshman All-American and the WAC Freshman of the Year in 2011...in October 2023, Fresno State Athletics announced that the university was retiring his #29 jersey...Judge was honored during halftime of the Fresno State football game on November 18, 2023 at Valley Children's Stadium, followed by a formal jersey retirement ceremony the next day at Pete Beiden Field at Bob Bennett Stadium.
- ▶ Played for the Brewster Whitecaps of the Cape Cod League in 2012, earning the team's Citizenship Award for being a positive team member.
- ▶ Had the third-most popular jersey in Major League Baseball in 2023...the rankings are based on tallied sales from MLBShop.com of Nike player jerseys...has been in the top-seven of most popular jerseys in each of the last seven seasons since 2017...has also been ranked in the top-four during six of those seasons and the top-three in five of those seasons...finished three straight seasons (2017-19) with the top-selling jersey among all Major League players...in 2017, became the second rookie ever to wear Baseball's most popular jersey (also Kris Bryant in 2015).
- ▶ Was named the 2023 Roberto Clemente Award winner...the Roberto Clemente Award is the annual recognition of a Major League player who best represents the game of baseball through extraordinary character, community involvement, philanthropy and positive contributions, both on and off the field...in 2018, Judge founded the ALL RISE Foundation, which works to inspire children and youth to become responsible citizens by engaging them in activities that encourage them to reach unlimited possibilities...through mini-grant programs, baseball camps, an aspiring leaders program, and other initiatives, the foundation works to have a positive influence on these children, while creating a legacy to continue to guide future generations...the foundation has supported thousands of youth in San Joaquin County, Fresno County and the Bronx...was the fourth Yankee to earn the honor, joining Derek Jeter (2009), Don Baylor (1985) and Ron Guidry (1984).
- ▶ For 2022, was named the Sid Mercer/Dick Young New York Player of the Year and selected as the Joe DiMaggio Toast of the Town Award winner, as voted on by the BBWAA...received the awards, along with his 2022 AL Most Valuable Player Award at the BBWAA dinner in New York on 1/28/23.
- ▶ Was named the 2022 *Time Magazine* "Athlete of the Year."
- ▶ Was the Yankees' 2021 Heart and Hustle Award winner, his first team award...the award honors active players who demonstrate a passion for the game of baseball and best embody the values, spirit and traditions of the game.
- ▶ Following the 2021 season, was tabbed the winner of the Sid Mercer/Dick Young New York Player of the Year Award by the New York Chapter of the BBWAA.
- ▶ Represented Major League Baseball in The Real Heroes Project in 2020, a collaborative initiative to recognize and celebrate healthcare workers on the frontlines of the COVID-19 pandemic...other participants included NWSL and USWNT stars Carli Lloyd and Alex Morgan, New Orleans Saints quarterback Drew Brees, NHL all-time great Wayne Gretzky, WWE legend John Cena and MLB All-Star Christian Yelich...was featured on the cover of that week's Adweek for his participation in the project.
- ▶ Has hosted multiple ALL RISE Foundation Baseball ProCamps at Fresno State since 2018.
- ▶ Partners with #ICANHELP and the "I Can Help Delete Negativity" initiative to combat toxic behavior on social media by spreading positivity online.
- ▶ Was on the cover of the MLB: The Show video game in 2018...appeared on CONAN and played the game with the late-night talk show host in May 2018.



► For 2017, was named the Sid Mercer/Dick Young New York Player of the Year and selected as the Joe DiMaggio Toast of the Town Award winner, as voted on by the BBWAA...received the awards, along with his 2017 AL Rookie of the Year Award, at the BBWAA dinner in New York on 1/28/18.

Judge's Career Batting Record

Year	Club	AVG	G	AB	R	H	2B	3B	HR	RBI	SH	SF	HP	BB	SO	SB	CS	E	OBP	SLG
Did Not Play																				
2013																				
2014	Charleston	.333	65	234	36	78	15	2	9	45	0	3	2	39	59	1	0	4	.428	.530
	Tampa	.283	66	233	44	66	9	2	8	33	0	1	1	50	72	0	0	4	.411	.442
2015	Trenton	.284	63	250	36	71	16	3	12	44	0	3	3	24	70	1	0	3	.350	.516
	Scranton/WB	.224	61	228	27	51	10	0	8	28	0	3	0	29	74	6	2	0	.308	.373
2016	Scranton/WB	.270	93	352	62	95	18	1	19	65	0	3	8	47	98	5	0	3	.366	.489
	YANKEES - a	.179	27	84	10	15	2	0	4	10	0	1	1	9	42	0	1	1	.263	.345
2017	YANKEES	.284	155	542	128	154	24	3	52	114	0	4	5	127	208	9	4	5	.422	.627
2018	YANKEES - b	.278	112	413	77	115	22	0	27	67	0	5	4	76	152	6	3	3	.392	.528
2019	YANKEES - c	.272	102	378	75	103	18	1	27	55	0	1	3	64	141	3	2	0	.381	.540
	Scranton/WB	.125	5	16	2	0	0	0	1	2	0	0	0	3	7	0	0	0	.263	.313
2020	YANKEES - d,e	.257	28	101	23	26	3	0	9	22	0	0	2	10	32	0	1	0	.336	.554
2021	YANKEES - f	.287	148	550	89	158	24	0	39	98	0	5	3	75	158	6	1	3	.373	.544
2022	YANKEES	.311	157	570	133	177	28	0	62	131	0	5	6	111	175	16	3	0	.425	.686
2023	YANKEES - g,h	.267	106	367	79	98	16	0	37	75	0	3	0	88	130	3	1	1	.406	.613
Minor League Totals		.276	353	1313	207	363	68	8	57	217	0	13	14	192	380	13	2	14	.371	.471
Major League Totals		.282	835	3005	614	846	137	4	257	572	0	23	24	560	1038	43	16	13	.396	.586

Selected by Oakland in the 31st round of the 2010 First-Year Player Draft, but did not sign.
 Selected by the Yankees in the first round (32nd overall) of the 2013 First-Year Player Draft.

- a – Placed on the 15-day disabled list on September 14, 2016 - the end of the season with a Grade 2 right oblique strain.
- b – Placed on the 10-day disabled list from July 27 - September 14, 2018 with a chip fracture of the right wrist (ulnar styloid bone).
- c – Placed on the 10-day injured list from April 21 - June 21, 2019 with a left oblique strain.
- d – Placed on the 10-day injured list from August 14 (retroactive to August 12) - August 25, 2020 with a right calf strain.
- e – Placed on the 10-day injured list from August 28 (retroactive to August 27) - September 16, 2020 with a right calf strain.
- f – Placed on the COVID-19 injured list from July 16 - 27, 2021.
- g – Placed on the 10-day injured list from May 1 (retroactive to April 29) - May 9, 2023 with a right hip strain.
- h – Placed on the 10-day injured list from June 7 (retroactive to June 4) - July 28, 2023 with a right great toe sprain.

Judge's Postseason Record

Year	Club vs. Opp.	AVG	G	AB	R	H	2B	3B	HR	RBI	SH	SF	HP	BB	SO	SB	CS	E	OBP	SLG
2017	NYY vs. MIN (WC)	.500	1	4	3	2	0	0	1	2	0	0	0	1	0	0	0	0	.600	1.250
	NYY vs. CLE (DS)	.050	5	20	1	1	0	0	0	2	0	0	0	4	16	0	0	0	.208	.100
	NYY vs. HOU (CS)	.250	7	24	5	6	2	0	3	7	0	0	0	4	11	0	1	0	.357	.708
2018	NYY vs. OAK (WC)	.667	1	3	2	1	0	1	2	0	0	0	1	1	0	0	0	0	.750	2.000
	NYY vs. BOS (DS)	.375	4	16	4	6	0	0	2	2	0	0	0	2	2	0	0	0	.444	.750
2019	NYY vs. MIN (DS)	.333	3	9	3	3	0	0	0	0	0	0	0	4	1	0	0	0	.538	.333
	NYY vs. HOU (CS)	.240	6	25	3	6	0	0	1	2	0	0	0	3	10	2	0	0	.321	.360
2020	NYY vs. CLE (WC)	.111	2	9	1	1	0	0	1	2	0	0	0	2	4	0	0	0	.273	.444
	NYY vs. TB (DS)	.143	5	21	2	3	0	0	2	3	0	1	0	2	6	0	0	0	.208	.429
2021	NYY vs. BOS (WC)	.250	1	4	0	1	0	0	0	0	0	0	0	0	0	0	0	0	.250	.250
2022	NYY vs. CLE (DS)	.200	5	20	4	4	0	0	2	3	0	0	0	1	11	1	0	0	.238	.500
	NYY vs. HOU (CS)	.063	4	16	1	1	0	0	0	0	0	0	0	1	4	0	0	0	.118	.063
Wild Card Totals		.300	5	20	6	6	1	0	3	6	0	0	0	4	5	0	0	0	.417	.800
LDS Totals		.198	22	86	14	17	1	0	6	10	0	1	0	13	36	1	0	0	.300	.419
LCS Totals		.200	17	65	9	13	2	0	4	9	0	0	0	8	25	2	1	0	.288	.415
POSTSEASON TOTALS		.211	44	171	29	36	4	0	13	25	0	1	0	25	66	3	1	0	.310	.462

Judge's All-Star Game Record

Year	Club, Site	AVG	G	AB	R	H	2B	3B	HR	RBI	SH	SF	HP	BB	SO	SB	CS	E	OBP	SLG
2017	NYY, Miami	.000	1	3	0	0	0	0	0	0	0	0	0	0	1	0	0	0	.000	.000
2018	NYY, Washington	.500	1	2	1	1	0	0	1	1	0	0	0	1	0	0	0	0	.667	2.000
2021	NYY, Denver	.000	1	2	1	0	0	0	0	0	0	0	0	1	0	0	0	0	.333	.000
2022	NYY, Los Angeles	.000	1	2	0	0	0	0	0	0	0	0	0	0	2	0	0	0	.000	.000
2023	NYY, Seattle	Selected - Did Not Play (Injured)																		
All-Star Game Totals		.111	4	9	2	1	0	0	1	1	0	0	0	2	3	0	0	0	.273	.444

Judge's Career Fielding Record

Position	PCT	G	PO	A	E	TC	DP
Outfield	.991	697	1,344	42	13	1,399	8

Judge's Career Home Run Chart

MULTI-HOMER GAMES: 34. **TWO-HOMER GAMES:** 32, last on 9/27/23 at TOR. **THREE-HOMER GAMES:** 2, last on 9/22/23 vs. ARI. **GRAND SLAM:** 6, last on 9/14/23-G2 at BOS (Brennan Bernardino). **PINCH-HIT HR:** None. **INSIDE-THE-PARK HR:** None. **WALK-OFF HR:** 3, last on 7/28/22 vs. KC (Scott Barlow). **LEADOFF HR:** 4, last on 10/4/22-G2 at TEX (Jesus Tinoco).

Judge's Career Bests and Streaks

HITS: 4 - 8 times (last on 9/22/23 vs. ARI). **RUNS:** 4 - 3 times (last on 9/12/19-G1 at DET). **2B:** 2 - 6 times (last on 4/26/23 at MIN). **3B:** 1 - 4 times (last on 9/28/19 at TEX). **HR:** 3 - 2 times (last on 9/22/23 vs. ARI). **RBI:** 6 - 4 times (last on 9/22/23 vs. ARI). **BB:** 4 - 2 times (last on 9/27/22 at TOR). **SO:** 5 - 2 times (last on 5/5/21 vs. HOU). **SB:** 2, 7/3/18 vs. ATL. **HIT STREAK:** 14g, 9/17/17-3/29/18. **"WALK-OFF" HITS:** 5, last on 7/28/22 vs. KC (HR).

Player of the Month: 6 times (last: May '23) **Player of the Week:** 9 times (last: 9/18-24/23) **Rookie of the Month:** 4 times (last: Sept. '17)



TOMMY KAHNLE • RHP



41

HT: 6-1 • **WT:** 230 • **BATS:** R • **THROWS:** R
BIRTHDATE: 8/7/89 • **OPENING DAY AGE:** 34
BIRTHPLACE: Latham, N.Y.
RESIDES: Albany, N.Y.
COLLEGE: Lynn University
M.L. SERVICE: 8 years, 131 days

STATUS

- ▶ Signed to a two-year contract extending through the 2024 season on December 21, 2022.

CAREER NOTES

- ▶ Over parts of nine Major League seasons with the Colorado Rockies (2014-15), Chicago White Sox (2016-17), New York Yankees (2017-20, '23) and Los Angeles Dodgers (2022), has gone 10-12 with seven saves and a 3.64 ERA (331.0IP, 256H, 156R/134ER, 154BB, 406K, 35HR) in 340 career relief appearances.
- ▶ Since 2017, his 12.45 K/9.0IP is the ninth-highest mark in the Majors among relievers (min. 700FB).
- ▶ In 18 career postseason relief appearances (15 appearances with the Yankees, three appearances with the Los Angeles Dodgers), has gone 1-0 with one save and a 3.38 ERA (21.2IP, 12H, 8R/ER, 6BB, 22K, 2HR).
- ▶ Has made five career Opening Day rosters (2014, '17-20), including three with the Yankees (2018-20)...began the season on the injured list in 2021-23.

2023

- ▶ In 42 relief appearances for the Yankees, went 1-3 with two saves and a 2.66 ERA (40.2IP, 26H, 14R/12ER, 19BB, 48K, 5HR)...opponents batted .183/.280/.331 (26-for-142, 5HR); LH .176/.259/.378 (13-for-74, 4HR); RH .191/.304/.279 (13-for-68, 1HR)...marked his most games and innings pitched since 2019...posted a 10.62 K/9.0IP ratio (48K, 40.2IP).
- ▶ Ranked 10th in the AL among relievers in opponents' BA (.183).
- ▶ Did not allow a run in 33 of his 42 appearances.
- ▶ Missed the first 58 games of the season on the injured list...was placed on the 15-day injured list on 3/30 (retroactive to 3/27) with right biceps tendonitis...was transferred to the 60-day I.L. on 4/8...combined to make five rehab appearances (two starts) with Single-A Tampa, Triple-A Scranton/Wilkes-Barre and Double-A Somerset, posting a 1.80 ERA (5.0IP, 2H, 1ER, 3BB, 6K, 0HR)...was reinstated from the injured list on 6/1.
- ▶ Made his season debut on 6/2 at Los Angeles-NL and tossed a scoreless fifth inning (1.0IP, 1H, 1BB, 1K)...marked his first appearance with the Yankees since 7/26/20 at Washington.
- ▶ Did not allow a run in his first 16 games from 6/2-7/9...his 16-game scoreless streak to start the season was the third-longest in franchise history, trailing only Lee Guetterman's 19-game streak in 1989 and Andrew Miller's 17-game streak in 2015...was part of a career-high 21-game scoreless streak from 9/24/22-7/9/23...posted a career-high 20.1 scoreless inning streak during that span...his season-long 15.1 scoreless inning streak from 6/2-7/9 was the longest by a Yankees reliever in 2023 and was the second-longest by a Yankees pitcher, trailing only Gerrit Cole's 25.2 scoreless inning streak from 4/11-27.
- ▶ Did not allow an earned run in his first 17 games of the season...tied Andrew Miller (17G in 2015) for the fourth-longest season-opening streak by a Yankees pitcher (since ER became an official stat in the AL in 1913), trailing only Dellin Betances (26G in 2015), Lee Guetterman (19G in 1989) and Aroldis Chapman (18G in 2021).
- ▶ Made his 300th career appearance on 6/6 vs. Chicago-AL, tossing a scoreless seventh inning (1.0IP, 1H, 1K).
- ▶ Earned his first save of the season on 6/21 vs. Seattle...marked his sixth career save and his first since 9/28/22 at San Diego with Los Angeles-NL...also marked his second as a Yankee (also 8/21/18 at Miami).
- ▶ Earned his only win of the season on 7/3 vs. Baltimore after tossing a scoreless eighth inning (1.0IP, 1H, 2K)...marked his first win since 8/3/19 vs. Boston.
- ▶ Allowed a run in a career-high-tying four straight games from 7/15-21 after not allowing a run in his first 16 games of the year...allowed six of his 14R over that stretch.
- ▶ Did not allow an earned run in 18 of his final 22 games (7/22-9/20) and 16 of his final 19 outings (8/2-9/20)...posted a 2.91 ERA (21.2IP, 7ER) over that 22-game stretch.
- ▶ Posted a 10.0 scoreless inning streak from 8/27-9/14-G2.
- ▶ Struck out Akil Baddoo swinging for his 400th career strikeout on 9/5 vs. Detroit (1.0IP, 1K).
- ▶ Earned his second save of the season in Game 2 on 9/14 at Boston after retiring 6-of-7FB over 2.0 scoreless innings of relief (0H, 1BB, 4K)...marked his first career multi-inning save...his 4K marked a season high and his most in a game since 4/3/18 vs. Tampa Bay (also 4K)...his 2.0IP matched his season high (also 2.0IP on 9/3 at Houston).
- ▶ Made his final appearance of the season on 9/20 vs. Toronto and recorded a career-high-tying 4BB (0.2IP, 2ER, 2WP)...marked his most walks in a game since 8/7/16 vs. Baltimore with Chicago-AL (also 4BB).
- ▶ Was placed on the 15-day injured list on 9/25 (retroactive to 9/22) through the end of the season with right shoulder inflammation...missed the final nine games of the season.

2022

- ▶ In 13 relief appearances with the Dodgers, recorded one save and posted a 2.84 ERA (12.2IP, 5H, 4R/ER, 3BB, 14K, 2HR).
- ▶ Began the season on the injured list recovering from "Tommy John" surgery...was placed on the injured list on 4/6...combined to make eight rehab appearances with Single-A Rancho Cucamonga and Triple-A Oklahoma City, posting a 2.84 ERA (6.1IP, 2ER).



- ▶ Was reinstated from the 10-day injured list on 5/1 and made his Dodgers debut that night vs. Detroit (1.0IP, 2K)...marked his first Major League appearance since 7/26/20 at Washington with the Yankees.
- ▶ Made four appearances with the Dodgers in May before being placed on the 15-day injured list with right forearm inflammation on 5/14...was transferred to the 60-day injured list on 5/28...made seven rehab appearances with Triple-A Oklahoma City, going 1-0 with a 3.86 ERA (7.0IP, 3ER and 7K...was reinstated from the injured list on 9/13.
- ▶ Made nine relief appearances for the Dodgers in Sept./Oct., recording one save and posting a 1.04 ERA (8.2IP, 1ER)...held opponents to a .077 BA (2-for-26) during that span.
- ▶ Made three postseason appearances for the Dodgers, allowing 3ER in 2.0IP (2H, 1BB, 4K)...tossed a scoreless inning of relief in NLDS Games 2 and 3...allowed 3ER without recording an out in NLDS Game 4 at San Diego.
- ▶ Signed to a two-year contract with the Yankees extending through the 2024 season on 12/21.

2021

- ▶ Missed the entire season after undergoing "Tommy John" surgery on 8/4/20...was placed on the 60-day injured list on 3/25.

2020

- ▶ Made just one appearance with the Yankees before missing the remainder of the season due to injury.
- ▶ Made his only appearance of the season on 7/26 at Washington, striking out three batters in a scoreless inning of relief (1H, 1BB).
- ▶ Was placed on the 10-day injured list on 7/31 (retroactive to 7/28) with a right ulnar collateral ligament injury...was transferred to the 60-day injured list on 8/6, missing the remainder of the season.
- ▶ Underwent "Tommy John" surgery on 8/4...the procedure was performed by Dr. Christopher Ahmad at NewYork-Presbyterian Hospital.
- ▶ Signed a two-year Major League contract with the Los Angeles Dodgers on 12/29.

2019

- ▶ Went 3-2 with a 3.67 ERA (61.1IP, 45H, 27R/25ER, 20BB, 88K, 9HR) in a career-high 72 relief appearances with the Yankees after posting a 6.56 ERA in 2018...tied for sixth in the AL in relief appearances.
- ▶ Of his 72 relief appearances, 42 were hitless and scoreless.
- ▶ Had a stretch of 11 straight appearances without allowing a hit or run from 4/14-5/5, tied for the longest in Yankees history (also Ron Marinaccio's 11-game streak in 2022)...surpassed the mark of 10 held by Dellin Betances in 2018, Boone Logan in 2010, Edwar Ramirez in 2008, Kyle Farnsworth in 2008 and Paul Assenmacher in 1993...retired 28-of-30 batters faced over the span (2BB)...also had at least 1K in all 11G and was the third pitcher in Major League history to record at least 1K without allowing a hit or run in at least 11 straight relief outings, joining Los Angeles-AL's Ernesto Frieri (13 straight from 5/5-6/1/12) and Boston's Koji Uehara (11 straight from 8/21-9/13/13).
- ▶ Had an 0-for-29 hitless streak (2BB) by opposing batters snapped by a Mitch Haniger single on 5/7 vs. Seattle.
- ▶ Had an 11-game scoreless streak from 6/30-7/27.
- ▶ Was named AL July "Reliever of the Month" after posting a 0.77 ERA (11.2IP, 5H, 1ER, 2BB, 17K) in 12G...limited opponents to a .128/.171/.154 slash during the month...was his first career monthly award and the third AL "Reliever of the Month" award won by a Yankee, joining Aroldis Chapman (Sept. 2017, May 2019).
- ▶ Made the postseason for the second time in his career (2017, '19)...appeared in eight of the Yankees' nine playoff games, posting a 2.25 ERA (8.0IP, 2ER) and retiring 25-of-32 batters faced...retired 16 consecutive batters faced from his final two batters in ALDS Game 3 at Minnesota through his first batter in ALCS Game 5 vs. Houston...appeared in each of the Yankees' three ALDS games, earning his first postseason win in ALDS Game 1 vs. Minnesota...tossed 2.1 perfect innings (25 pitches) in ALCS Game 2 at Houston, his longest outing since the 2017 AL Wild Card Game vs. Minnesota.

2018

- ▶ Went 2-0 with one save and a 6.56 ERA (23.1IP, 23H, 22R/17ER, 15BB, 30K, 3HR) in 24 relief appearances over three stints with the Yankees (3/29-6/4, 8/3-4, 8/16-9/30).
- ▶ Tossed 48 pitches on 4/6 vs. Baltimore, the second-most in a single game in his career (threw 53 pitches on 6/20/14 vs. Milwaukee w/ Colorado).
- ▶ Was ejected in the seventh inning of 4/11 win at Boston...was his second career ejection (also 8/24/17 at Detroit).
- ▶ Was placed on the 10-day disabled list from 4/17 (retroactive to 4/16) - 5/25 with right shoulder tendonitis (missed 33 team games)...in two rehab appearances (one start) with Single-A Charleston (1GS) and Triple-A Scranton/WB (1G), combined to go 1-1 with a 6.00 ERA (3.0IP, 5H, 2ER, 0BB, 2K, 1HR).
- ▶ Tossed 1.0 perfect inning (1K) in 8/21 win at Miami, earning his fourth career save and first since 9/4/16 at Minnesota w/ Chicago-AL.
- ▶ In 25 total relief appearances with the RailRiders (including his rehab assignment), went 2-2 with one save and a 4.01 ERA (24.2IP, 23H, 14R/11ER, 11BB, 37K, 2HR).

2017

- ▶ Combined with the Yankees and White Sox to go 2-4 with a 2.59 ERA (62.2IP, 53H, 20R/18ER, 17BB, 96K, 4HR) in 69 relief appearances...ranked eighth among relievers (third in the AL) with a 13.79 K/9.0IP ratio (96K, 62.2IP).
- ▶ Began the season with the White Sox, going 1-3 with a 2.50 ERA (36.0IP, 28H, 12R/10ER, 7BB, 60K, 3HR) in 37 relief appearances.
- ▶ Had at least 1K in 29 straight games from 5/6-7/22, the Majors' second-longest streak of the season by a reliever behind Milwaukee's Corey Knebel's 45-game stretch from 4/3-7/15.
- ▶ Was acquired by the Yankees with INF Todd Frazier and RHP David Robertson from Chicago-AL on 7/18 in exchange for RHP Tyler Clippard, LHP Ian Clarkin, OF Blake Rutherford and OF Tito Polo.
- ▶ In 32 games with the Yankees, went 1-1 with a 2.70 ERA (26.2IP, 25H, 8R/ER, 10BB, 36K, 1HR).
- ▶ Was added to the Yankees' active roster on 7/19 and made his Yankees debut in that day's loss at Minnesota, tossing a perfect eighth (1.0IP, 2K).



- ▶ Earned his first win as a Yankee on 8/16 at the Mets (0.2IP).
- ▶ On 8/24 at Detroit, struck out three batters in 1.0IP before being ejected by HP umpire Carlos Torres with two outs in the sixth for throwing behind Miguel Cabrera...was his first career ejection.
- ▶ Recorded a 13.1-inning scoreless streak over 14 games from 8/24-9/26 (9H, 5BB, 20K).
- ▶ Made his postseason debut, posting a 2.38 ERA (11.1IP, 3ER) with one save in seven relief appearances...had four multi-inning scoreless playoff outings...is one of four relievers in Yankees history with at least four such appearances in one postseason (also Mariano Rivera-6G in 2003, 5G in 1996, 4G in 2001; Goose Gossage-5G in 1981 and David Robertson-4G in 2017).
- ▶ Retired all 7BF over 2.1 scoreless innings in the AL Wild Card win vs. Minnesota (2.1IP, 1K)...was the longest perfect outing by a Yankees reliever in the postseason since Mariano Rivera (2.2IP) in 1996 ALDS Game 2 vs. Texas.
- ▶ Earned his first save as a Yankee in ALDS Game 4 vs. Cleveland, entering with two on and no one out in the eighth and retiring all 3BF, then striking out all 3BF in the ninth...became the third pitcher (fourth occurrence) to record at least 5K in a postseason appearance of 6BF-or-fewer, joining St. Louis' Todd Worrell in 1985 World Series Game 5 vs. Kansas City (2.0IP, 6K, 6BF) and Cleveland's Andrew Miller twice in the 2016 ALCS vs. Toronto: Game 1 (1.2IP, 5K, 6BF) and Game 2 (2.0IP, 5K, 6BF)...was the only one of the three to also earn a save in the appearance.

2016

- ▶ Made his White Sox debut, going 0-1 with one save and a 2.63 ERA (27.1IP, 21H, 8R/ER, 20BB, 25K, 2HR) in 29 relief appearances over five stints with the club (4/29-4/30, 5/5-8, 5/23-29, 6/3 and 7/9-10/2).
- ▶ Of his 29 appearances with Chicago-AL, 24 were scoreless...tossed at least 1.0inning 22 times.
- ▶ Posted a 0.51 ERA (17.2IP, 1ER) and 18K over his final 17 appearances from 8/7-9/30.
- ▶ Began the season with Triple-A Charlotte, combining to go 1-1 with seven saves and a 3.00 ERA (27.0IP, 17H, 9R/ER, 12BB, 36K, 0HR) in 23 relief outings.

2015

- ▶ Went 0-1 with two saves and a 4.86 ERA (33.1IP, 31H, 22R/18ER, 28BB, 39K, 3HR) in 36 relief appearances with Colorado.
- ▶ Earned his first career save on 8/7 at Washington, tossing a scoreless ninth inning (1BB, 2K).
- ▶ Began the season with Triple-A Albuquerque, going 1-3 with a 4.67 ERA (27.0IP, 14ER) in 21 relief appearances.
- ▶ Was traded to Chicago-AL in exchange for RHP Yency Almonte on 11/24.

2014

- ▶ Saw his first Major League action, spending the entire season with Colorado and going 2-1 with a 4.19 ERA (68.2IP, 51H, 39R/32ER, 31BB, 63K, 7HR) in 54 relief appearances...became the first Rockies Rule 5 draft selection to make the team and remain with the club for the entire season since INF Luis Gonzalez in 2003.
- ▶ Made his Major League debut on 4/3 at Miami (1.2IP, 1ER)...recorded his first career strikeout in the sixth inning (Reed Johnson).
- ▶ Earned his first Major League win on 4/5 vs. Arizona, tossing 1.2 scoreless innings.
- ▶ Struck out a career-high five batters in 2.0IP on 4/21 vs. San Francisco, becoming the sixth reliever in Rockies history with at least 5K in 2.0IP-or-less...matched his career high in strikeouts on 6/13 at San Francisco.

2013

- ▶ Spent the season with Double-A Trenton, going 1-3 with 15 saves and a 2.85 ERA (60.0IP, 38H, 20R/19ER, 45BB, 74K, 4HR) in 46 relief appearances...led all Yankees farmhands in saves...was named an Eastern League Mid-Season All-Star.
- ▶ Was selected by Colorado in the Major League phase of the Rule 5 draft on 12/12/13.

2012

- ▶ Appeared in 30 games with Single-A Tampa, going 2-1 with six saves and a 2.45 ERA (55.0IP, 30H, 16R/15ER, 24BB, 72K).
- ▶ Was promoted to Double-A Trenton on 9/2, making one regular season relief appearance (2.0IP, 2H, 2K)...made three postseason appearances out of the bullpen for the Thunder, tossing 3.0 scoreless innings (2H, 3BB, 3K).

2011

- ▶ Spent the entire season with Single-A Charleston, going 3-5 with two saves and a 4.22 ERA (81.0IP, 69H, 50R/38ER, 49BB, 112K, 1HR) in 40 relief appearances...led all Charleston relievers with 112K and posted the fifth-most strikeouts among all Yankees minor league pitchers.

2010

- ▶ Made his professional debut with short-season Single-A Staten Island, posting a 0.56 ERA (16.0IP, 3H, 1R/ER, 5BB, 25K, 0HR) in 11 relief appearances...posted a .061 opponents' batting average (3-for-49).

PERSONAL

- ▶ Full name is Thomas Robert Kahnle ("CAIN-lee").
- ▶ Graduated from Shaker High School in Latham, N.Y....lettered in baseball, basketball and football.
- ▶ Attended Lynn University in Boca Raton, Fla....became the highest drafted player from the Division II University...led the team in ERA, strikeouts and opp. BA as a sophomore in 2010...tossed the third no-hitter in the school's history on 3/13/10...was part of the school's NCAA Division II Championship team in 2009, tossing 12.2 scoreless innings in the postseason as a freshman.
- ▶ Represented the Yankees in the MLB The Show Players League in April 2020, placing ninth in the tournament and raising funds for New York-based Boys & Girls Clubs.



Kahnle's Career Pitching Record

Year	Club	W	L	ERA	G	GS	CG	SHO	SV	IP	H	R	ER	HR	HP	BB	SO	WP	BK
2010	Staten Island	0	0	0.56	11	0	0	0	3	16.0	3	1	1	0	3	5	25	2	0
2011	Charleston	3	5	4.22	40	0	0	0	2	81.0	69	50	38	1	1	49	112	11	1
2012	Tampa	2	1	2.45	30	0	0	0	6	55.0	30	16	15	3	2	24	72	4	1
	Trenton	0	0	0.00	1	0	0	0	0	2.0	2	0	0	0	0	0	2	0	0
2013	Trenton	1	3	2.85	46	0	0	0	15	60.0	38	20	19	4	0	45	74	7	0
2014	COLORADO - a, b	2	1	4.19	54	0	0	0	0	68.2	51	39	32	7	1	31	63	7	0
2015	Albuquerque	1	3	4.67	21	0	0	0	6	27.0	19	14	14	3	1	12	28	5	0
	COLORADO	0	1	4.86	36	0	0	0	2	33.1	31	22	18	3	0	28	39	3	0
2016	Charlotte - c	1	1	3.00	23	0	0	0	7	27.0	17	9	9	0	1	12	36	2	0
	CHICAGO-AL	0	1	2.63	29	0	0	0	1	27.1	21	8	8	2	0	20	25	3	0
2017	CHICAGO-AL	1	3	2.50	37	0	0	0	0	36.0	28	12	10	3	0	7	60	2	0
	YANKEES - d	1	1	2.70	32	0	0	0	0	26.2	25	8	8	1	2	10	36	3	0
2018	YANKEES - e	2	0	6.56	24	0	0	0	1	23.1	23	22	17	3	0	15	30	2	0
	Charleston	0	1	4.50	1	1	0	0	0	2.0	3	1	1	1	0	0	2	0	0
	Scranton/WB	2	2	4.01	25	0	0	0	1	24.2	23	14	11	2	1	11	37	0	0
2019	YANKEES	3	2	3.67	72	0	0	0	0	61.1	45	27	25	9	2	20	88	8	0
2020	YANKEES - f	0	0	0.00	1	0	0	0	0	1.00	1	0	0	0	0	1	3	0	0
2021	LOS ANGELES-NL - g									Did Not Pitch - Injured									
2022	Rancho Cucamonga-h	0	0	2.45	5	3	0	0	0	3.20	5	1	1	0	0	0	4	0	0
	Oklahoma City	1	0	3.72	10	0	0	0	0	9.20	8	4	4	2	0	3	10	1	0
	LOS ANGELES-NL - i	0	0	2.84	13	0	0	0	1	12.20	5	4	4	2	3	3	14	1	0
2023	Tampa - j	0	0	0.00	2	2	0	0	0	2.0	0	0	0	0	0	0	2	0	0
	Scranton/WB	0	0	0.00	2	0	0	0	0	2.0	1	0	0	0	0	1	3	0	0
	Somerset	0	0	9.00	1	0	0	0	0	1.0	1	1	1	0	0	2	1	0	0
	YANKEES - k	1	1	3.26	42	0	0	0	2	40.2	26	14	12	5	1	19	48	3	0
Minor League Totals		11	16	3.28	218	6	0	0	40	313.0	219	131	114	16	9	164	408	32	2
AL Totals		8	10	3.33	237	0	0	0	4	216.1	169	91	80	23	5	92	290	21	0
NL Totals		2	2	4.24	103	0	0	0	3	114.2	87	65	54	12	4	62	116	11	0
Major League Totals		10	12	3.64	340	0	0	0	7	331.0	256	156	134	35	9	154	406	32	0
NY Yankees Totals		7	6	3.65	171	0	0	0	3	153.0	120	71	62	18	5	65	205	16	0

Selected by the Yankees in the fifth round of the 2010 First-Year Player Draft.

- a - Selected by Colorado in the Major League phase of the 2013 Rule 5 Draft on December 12, 2013.
- b - Placed on the 15-day disabled list from August 13 - September 2, 2014 with right shoulder inflammation.
- c - Acquired by Chicago-AL from Colorado in exchange for RHP Yency Almonte on November 24, 2015.
- d - Acquired by the Yankees from the Chicago White Sox with INF Todd Frazier and RHP David Robertson in exchange for RHP Tyler Clippard, LHP Ian Clarkin and OFs Blake Rutherford and Tito Polo on July 18, 2017.
- e - Placed on the 10-day disabled list from April 17 (retroactive to April 16) - May 25, 2018 with right shoulder tendonitis.
- f - Placed on the 10-day disabled list on July 31, 2020 (retroactive to July 28) with a right ulnar collateral ligament injury...was transferred to the 60-day injured list on August 6, 2020 and missed the remainder of the season.
- g - Placed on the 60-day injured list from March 25, 2021 - end of the season recovering from "Tommy John" surgery.
- h - Placed on the 10-day injured list from April 6 - May 1, 2022 recovering from "Tommy John" surgery.
- i - Placed on the 15-day injured list on May 14, 2022 with right forearm inflammation...was transferred to the 60-day injured list on May 28, 2022 and was reinstated on September 13, 2022.
- j - Placed on the 15-day injured list on March 30, 2023 (retroactive to March 27) with right biceps tendonitis...was transferred to the 60-day injured list on April 8, 2023 and was reinstated on June 1, 2023.
- k - Placed on the 15-day injured list on September 25, 2023 (retroactive to September 22) through the end of the season with right shoulder inflammation.

Kahnle's Postseason Record

Year	Club vs. Opp.	W	L	ERA	G	GS	CG	SHO	SV	IP	H	R	ER	HR	HP	BB	SO	WP	BK
2017	NY Yankees vs. MIN (WC)	0	0	0.00	1	0	0	0	0	2.1	0	0	0	0	0	0	1	0	0
	NY Yankees vs. CLE (DS)	0	0	0.00	2	0	0	0	1	2.2	0	0	0	0	0	0	5	0	0
	NY Yankees vs. HOU (CS)	0	0	4.26	4	0	0	0	0	6.1	6	3	3	1	0	2	4	0	0
2019	NY Yankees vs. MIN (DS)	1	0	3.86	3	0	0	0	0	2.1	2	1	1	1	0	1	3	0	0
	NY Yankees vs. HOU (CS)	0	0	1.59	5	0	0	0	0	5.2	2	1	1	0	0	2	5	0	0
2022	LAD vs. SD (DS)	0	0	13.50	3	0	0	0	0	2.0	2	3	3	0	0	1	4	0	0
Wild Card Game Totals		0	0	0.00	1	0	0	0	0	2.1	0	0	0	0	0	0	1	0	0
Division Series Totals		1	0	5.14	8	0	0	0	1	7.0	4	4	4	1	0	2	12	0	0
LCS Totals		0	0	3.00	9	0	0	0	0	12.0	8	4	4	1	0	4	9	0	0
POSTSEASON TOTALS		1	0	3.38	18	0	0	0	1	21.1	12	8	8	2	0	6	22	0	0

Kahnle's Career Fielding Record

Position	PCT	G	PO	A	E	TC	DP
Pitcher	.935	340	35	23	4	62	2

Kahnle's Regular Season Batting Record

Year	Team	AVG	G	AB	R	H	2B	3B	HR	RBI	SH	SF	HP	BB	SO	SB	CS
2023	NY Yankees																
Did Not Bat																	
Major League Totals		.000	340	3	0	0	0	0	0	0	1	0	0	0	1	0	0

Kahnle's Career Bests and Streaks

COMPLETE GAMES: None. **LOW-HIT COMPLETE GAME:** N/A. **IP (START):** N/A. **IP (RELIEF):** 3.0, 6/13/14 at SF. **HITS:** 4 - 8 times (last on 6/9/19 at CLE). **RUNS:** 5, 4/10/18 at BOS. **EARNED RUNS:** 4 - 4 times (last on 6/9/19 at CLE). **WALKS:** 4 - 3 times (last on 9/20/23 vs. TOR). **STRIKEOUTS:** 5 - 2 times (last on 6/13/14 at SF). **HOME RUNS:** 2 - 3 times (last on 8/24/23 vs. WAS). **WINNING STREAK:** 5g, 4/31/18-8/31/19-G2. **LOSING STREAK:** 6g, 4/30/14-7/4/17. **SCORELESS STREAK (IP):** 20.1, 9/24/22-7/9/23.

Reliever of the Month: July 2019 **Player of the Week:** None **Rookie of the Month:** None

MATT KROOK • LHP

92

HT: 6-4 • **WT:** 225 • **BATS:** L • **THROWS:** L
BIRTHDATE: 10/21/94 • **OPENING DAY AGE:** 29
BIRTHPLACE: San Mateo, Calif.
RESIDES: Phoenix, Ariz.
COLLEGE: University of Oregon
M.L. SERVICE: 45 days (Rookie)



STATUS

- ▶ Selected by the Yankees from the Tampa Bay Rays in the first round of the Triple-A phase of the 2020 Rule 5 Draft on December 10, 2020.

2023

- ▶ Saw his first Major League action with the Yankees, recording a 24.75 ERA in four relief appearances (4.0IP, 8H, 11ER, 6BB, 3K, 1HR) over four stints with the club (5/27-31, 6/8-20, 7/1 and 9/6-9).
- ▶ Spent the majority of the season with Triple-A Scranton/Wilkes-Barre, going 1-1 with a 1.32 ERA (34.0IP, 10H, 8R/5ER, 26BB, 55K, 0HR) in 27 relief appearances...recorded four-or-more outs in 11 of his 27 outings.
- ▶ Made his Major League debut on 6/16 at Boston, allowing 5ER over 1.2IP (4H, 1BB, 1HR)...surrendered a grand slam to Justin Turner in the third inning.
- ▶ Struck out Nolan Gorman swinging for his first Major League strikeout in Game 1 on 7/1 at St. Louis.
- ▶ Made his first scoreless appearance on 9/7 vs. Detroit after tossing a perfect ninth inning (1.0IP, 2K).
- ▶ Surrendered 4ER without recording an out on 9/9 vs. Milwaukee (2H, 2BB).

2022

- ▶ Went 10-7 with a 4.09 ERA (138.2IP, 120H, 71R/63ER, 73BB, 155K, 19HR) in 29 games (22 starts) with Triple-A Scranton/Wilkes-Barre...among Yankees farmhands, ranked second in strikeouts and innings pitched, third in wins and tied for sixth in starts.
- ▶ Ranked second among all Triple-A pitchers in strikeouts and tied for third in wins.
- ▶ Was named the International League "Pitcher of the Week" for 6/26-7/3 after earning the win and allowing just one hit over 7.2 scoreless innings on 7/1 vs. Buffalo (1BB, 10K).
- ▶ Following the season, was named an MiLB.com Organization All-Star.
- ▶ Was added to the Yankees' 40-man roster on 11/10.

2021

- ▶ Combined to go 7-6 with a 2.89 ERA (106.0IP, 66H, 42R/34ER, 60BB, 132K, 5HR) in 24 games (21 starts) with Double-A Somerset and Triple-A Scranton/Wilkes-Barre...his .175 opponents' BA was the lowest among all Yankees minor leaguers...also ranked among Yankees farmhands in ERA (second), starts (fourth) and strikeouts (fifth).
- ▶ Began the season with Double-A Somerset, going 1-1 with a 2.15 ERA (29.1IP, 15H, 9R/7ER, 11BB, 44K, 1HR) in seven starts.
- ▶ Was promoted to Triple-A Scranton/Wilkes-Barre on 6/15 and went 6-5 with a 3.17 ERA (76.2IP, 51H, 33R/27ER, 49BB, 88K, 4HR) in 17 games (14 starts).

2020

- ▶ Did not pitch due to the COVID-19 pandemic.
- ▶ Was selected by the Yankees from the Tampa Bay Rays in the first round of the Triple-A phase of the 2020 Rule 5 Draft on 12/10.

2019

- ▶ Spent the season with Double-A Montgomery, going 2-3 with a 4.50 ERA (50.0IP, 46H, 28R/25ER, 32BB, 52K, 3HR) in 32 games (18 starts).

2018

- ▶ In 37 games (six starts) with Double-A Montgomery, went 4-2 with a 4.26 ERA (74.0IP, 57H, 40R/35ER, 50BB, 95K, 3HR).
- ▶ Following the season, played for the Peoria Javelinas in the Arizona Fall League and went 1-1 with a 5.93 ERA (13.2IP, 11H, 9R/ER, 10BB, 20K, 1HR) in six games (four starts)...was named to the West Division's roster for the AFL "Fall Stars Game."



2017

- ▶ Spent the season with Single-A San Jose, going 4-9 with a 5.12 ERA (91.1IP, 75H, 67R/52ER, 66BB, 105K, 4HR) in 25 games (17 starts).
- ▶ Was acquired by the Tampa Bay Rays from the San Francisco Giants along with INF Christian Arroyo, OF Denard Span and RHP Stephen Woods Jr. in exchange for INF Evan Longoria on 12/20.

2016

- ▶ In his professional debut, combined to go 1-4 with a 5.53 ERA (40.2IP, 41H, 31R/25ER, 35BB, 41K, 2HR) in 13 games (11 starts) with the AZL Giants and short-season Single-A Salem-Keizer.
- ▶ Began the season with the AZL Giants, going 0-1 with a 1.59 ERA (5.2IP, 6H, 4R/1ER, 2BB, 2K, 0HR) in two games (one start).
- ▶ Was promoted to short-season Single-A Salem-Keizer on 7/5 and went 1-3 with a 6.17 ERA (35.0IP, 35H, 27R/24ER, 33BB, 39K, 2HR) in 11 games (10 starts).

PERSONAL

- ▶ In two seasons with the University of Oregon, went 6-4 with a 3.55 ERA (99.0IP, 39ER) and 128K in 23 games (21 starts).
- ▶ Attended St. Ignatius College Prep. in California.

Krook's Career Pitching Record

Year	Club	W	L	ERA	G	GS	CG	SHO	SV	IP	H	R	ER	HR	HP	BB	SO	WP	BK
2016	AZL Giants	0	1	1.59	2	1	0	0	0	5.2	6	4	1	0	1	2	2	1	0
	Salem-Keizer	1	3	6.17	11	10	0	0	0	35.0	35	27	24	2	5	33	39	10	0
2017	San Jose	4	9	5.12	25	17	0	0	0	91.1	75	67	52	4	5	66	105	21	0
2018	Montgomery-a	4	2	4.26	37	6	0	0	0	74.0	57	40	35	3	8	50	95	20	0
2019	Montgomery	2	3	4.50	32	18	0	0	0	50.0	46	28	25	3	3	32	52	9	0
2020	Did Not Play - COVID-19 Pandemic - b																		
2021	Somerset	1	1	2.15	7	7	0	0	0	29.1	15	9	7	1	1	11	44	1	0
	Scranton/WB	6	5	3.17	17	14	0	0	0	76.2	51	33	27	4	3	49	88	8	0
2022	Scranton/WB	10	7	4.09	29	22	0	0	0	138.2	120	71	63	19	8	73	155	7	0
2023	Scranton/WB	1	1	1.32	27	0	0	0	0	34.0	10	8	5	0	2	26	55	2	1
	YANKEES	0	0	24.75	4	0	0	0	0	4.0	8	11	11	1	0	6	3	1	0
Minor League Totals		29	32	4.02	187	95	0	0	0	534.2	415	287	239	36	36	342	635	79	1
Major League Totals		0	0	24.75	4	0	0	0	0	4.0	8	11	11	1	0	6	3	1	0

Selected by the Miami Marlins in the Competitive Balance Round A (35th overall) of the 2013 First-Year Player Draft but did not sign.
Selected by the San Francisco Giants in the fourth round of the 2016 First-Year Player Draft.

- a - Was acquired by the Tampa Bay Rays from the San Francisco Giants along with INF Christian Arroyo, OF Denard Span and RHP Stephen Woods Jr. in exchange for INF Evan Longoria on December 20, 2017.
- b - Was selected by the Yankees from the Tampa Bay Rays in the first round of the Triple-A phase of the 2020 Rule 5 Draft on December 10, 2020.

Krook's Career Fielding Record

Position	PCT	G	PO	A	E	TC	DP
Pitcher	.500	4	0	1	1	2	0

Krook's Career Bests and Streaks

COMPLETE GAMES: None. **LOW-HIT COMPLETE GAME:** N/A. **IP (START):** N/A. **IP (RELIEF):** 1.2, 6/16/23 at BOS. **HITS:** 4, 6/16/23 at BOS. **RUNS:** 5, 6/16/23 at BOS. **WALKS:** 3, 7/1/23-G1 at STL. **STRIKEOUTS:** 2, 9/7/23 vs. DET. **HOME RUNS:** 1, 6/16/23 at BOS. **WINNING STREAK:** N/A. **LOSING STREAK:** N/A. **SCORELESS STREAK (IP):** 1.1, 7/1(G1)-9/7/23.

Pitcher of the Month: None

Player of the Week: None

Rookie of the Month: None

A Lasting Legacy

In 2020, Heritage Field in Macombs Dam Park was officially renamed "Elston Gene Howard Field" in honor of Elston Howard, the first black player to appear in a game for the Yankees. A member of the team for parts of 13 seasons from 1955-67, the Yankees retired Howard's uniform No. 32 and recognized him with a plaque in Monument Park in 1984.

Macombs Dam Park is located directly across from Yankee Stadium on the grounds of original Yankee Stadium, which closed in 2008.



DJ LEMAHIEU • INF

26

HT: 6-4 • **WT:** 220 • **BATS:** R • **THROWS:** R
BIRTHDATE: 7/13/88 • **OPENING DAY AGE:** 35
BIRTHPLACE: Visalia, Calif.
RESIDES: Birmingham, Mich.
COLLEGE: Louisiana State University
M.L. SERVICE: 11 years, 128 days



STATUS

- ▶ Signed by the Yankees to a six-year contract extending through the 2026 season on January 27, 2021.

CAREER NOTES

- ▶ Won the NL batting title in 2016 (.348 w/ Colorado) and the AL batting title in 2020 (.364 w/ the Yankees)...according to the *Elias Sports Bureau*, is just one of three players in Major League history to win a batting title in both leagues (also Luis Arraez and Ed Delahanty).
- ▶ Is one of two active players who have won a batting title (2016, '20) and earned multiple Gold Glove awards (2014, '17, '18 and '22), joining Mookie Betts.
- ▶ In 2020, became the fourth player in franchise history to lead the Majors in batting average, joining Mickey Mantle (.353 BA in 1956), Joe DiMaggio (.381 in 1939) and Lou Gehrig (.363 BA in 1934)...became the ninth player (10th time) in franchise history to win the AL batting title...joined Bernie Williams (1998), Paul O'Neill (1994), Don Mattingly (1984), Mickey Mantle (1956), Snuffy Stirnweiss (1945), Joe DiMaggio (1939-40), Lou Gehrig (1934) and Babe Ruth (1924).
- ▶ As the Major League batting leader in 2020, joined Luke Voit (22HR) as the first duo in franchise history to lead the Majors in batting average and home runs...marked the third time the Yankees had both the Majors' home run and batting average leader, but the prior two were by the same player (Lou Gehrig in his 1934 Triple Crown season, .363 BA, 49HR and Mickey Mantle in his 1956 Triple Crown season, .353 BA, 52HR)...the Yankees also had the AL's home run and batting average leader in 1924 (Babe Ruth, .378 BA, 46HR)...the pair became the fifth set of teammates to lead the Majors in batting average and home runs and first to do so since Hank Aaron (.355 BA) and Eddie Mathews (46HR) for the 1959 Braves.
- ▶ In his Major League career, has appeared in games defensively at 2B (1,137G), 3B (259G), 1B (201G) and SS (4G)...leads all active second basemen (min. 500G) with a .991 career fielding pct....over his final five seasons with Colorado (2014-18), led NL second basemen (12th among all Major League defenders) with 48 defensive runs saved.
- ▶ Among 198 hitters with at least 2,500 plate appearances over the last nine seasons (2015-23), is tied for the fourth-lowest swing-and-miss rate (5.4%) and the ninth-highest contact rate (87.2%)—FanGraphs.
- ▶ Has 381 multi-hit games since 2015, the 10th-most in the Majors in that span...his 182 multi-hit games since joining the Yankees in 2019 are the eighth-most in the AL.
- ▶ Has 17 career leadoff HR, including 15 as a Yankee (six in 2019, Major League-leading five in 2020, one in 2021, one in 2022 and two in 2023)...his 15 leadoff home runs are tied with Brett Gardner (15HR) and Chuck Knoblauch (15HR) for fifth-most in franchise history, trailing Derek Jeter (29HR), Rickey Henderson (24HR), Alfonso Soriano (21HR) and Hank Bauer (18HR).
- ▶ Was the fourth Yankee in franchise history to have at least five leadoff home runs in back-to-back seasons (2019-20)...joined Rickey Henderson (three straight from 1985-87), Chuck Knoblauch (1998-99) and Alfonso Soriano (2002-03).
- ▶ Since joining the Yankees in 2019, the team has gone 51-17 when he homers.
- ▶ Has hit .306/.385/.455 (185-for-605) with 28 doubles, 1 triple, 20HR and 77BB vs. LHP since 2019, the AL's sixth-best BA vs. southpaws during the stretch.
- ▶ As a Yankee (since 2019), has hit .385/.407/.558 (20-for-52) with 6 doubles, 1HR, 50RBI and 4BB with the bases loaded.
- ▶ Recorded a 23-game hitting streak vs. the Rays from 5/18/19-4/11/21...batted .310/.355/.530 (31-for-100) with 17R, 4 doubles, 6HR, 15RBI and 7BB in that span...marked the longest hitting streak ever by a Yankee vs. the Rays (previous: Derek Jeter's 20-game streak from 4/7/04-5/3/05)...was tied with Manny Ramirez (23 games from 7/23/02-9/15/03) and Luis Castillo (23 games from 6/4/99-6/21/03) for the second-longest hitting streak by any player vs. Tampa Bay behind only Iván Rodríguez (27 games from 6/2/98-6/23/00).
- ▶ As a Yankee (since 2019), has hit .302 (116-for-384) with 67R, 18 doubles, 4 triples, 13HR, 37RBI, 56BB, 45B, 3HP and 35F in 102 Interleague games...reached base in 21 straight Interleague starts from 5/7/21-7/14/22.
- ▶ Has made 10 career Opening Day rosters (2014-18 w/ Colorado and 2019-23 w/ the Yankees)...started at 2B in all five of his Opening Day games with the Rockies.

CAREER HIGHLIGHTS

AL All-Star Team

- ▶ 2019

NL All-Star Team

- ▶ 2015, 2017

AL Batting Title

- ▶ 2020

NL Batting Title

- ▶ 2016

AL Silver Slugger Award

- ▶ 2019, 2020

NL Gold Glove Award

- ▶ 2014 (2B), 2017 (2B), 2018 (2B)

AL Gold Glove Award

- ▶ 2022 (Utility)

All-MLB First Team

- ▶ 2019, 2020


Wilson Defensive Player of the Year

- ▶ 2013, 2017, 2018



2023

- ▶ In 136 games with the Yankees, batted .243 (121-for-497) with 55R, 22 doubles, 3 triples, 15HR, 44RBI, 60BB and 25B... appeared defensively at 1B (56G/50GS), 2B (9G/GS) and 3B (69G/67GS).
- ▶ His 15HR matched his second-highest total in a single season (26HR in 2019 and 15HR in 2018)...seven of his 15HR either tied the game (two) or gave the Yankees the lead (five).
- ▶ After the All-Star break, hit .273/.377/.432 (60-for-220) in 60 games...prior to the break, had batted .220/.285/.357 (61-for-277) in 76 games.
- ▶ His .372 OBP over his final 65 games from 7/4-10/1 was the 10th-highest in the AL in that span.
- ▶ Walked 43 times in his final 72 games from 6/27-10/1 after walking just 17 times in his first 64 games of the season from 3/30-6/25...recorded 34BB in his final 52 games (7/23-10/1).
- ▶ Reached base in 106 of his 130 starts.
- ▶ From 3/30-5/6, hit .417/.464/.542 (10-for-24) with 3 doubles, 11RBI, 3BB and 1SF with RISP.
- ▶ Hit safely in his first seven games of the season, marking his third-longest hitting streak to start a season in his career, trailing only his nine-game streaks in 2015 and 2016.
- ▶ Recorded his 250th career double on 4/5 vs. Philadelphia.
- ▶ Hit a pinch-hit "walk-off" single on 4/22 vs. Toronto...marked his fourth career "walk-off" hit (also a "walk-off" HR on 8/31/19 vs. Oakland, a "walk-off" single on 5/7/19 vs. Seattle and a "walk-off" HR on 9/12/18 vs. Arizona with Colorado)...was the first Yankee to record a "walk-off" pinch hit since Jose Trevino's pinch-hit "walk-off" single on 6/10/22 vs. Chicago-NL.
- ▶ Posted a season-high 15-game on-base streak from 4/30-5/17...was his longest on-base streak since a 15-game streak from 4/12-29/22...batted .291 (16-for-55) with 7R, 2 doubles, 2HR, 7RBI and 7BB over that stretch.
- ▶ Recorded his 1,600th career hit on 5/1 vs. Cleveland with an RBI single in the third inning.
- ▶ Homered in consecutive games for the 10th time in his career from 5/8-10 (first since 7/30-31/22).
- ▶ Recorded his 600th career RBI on 5/23 vs. Baltimore with an RBI single in the fifth inning.
- ▶ Reached base in 64 of his final 74 games from 6/23-10/1.
- ▶ Played at Coors Field as a visiting player for the first time in his career from 7/14-16.
- ▶ In 27 games from 7/6-8/18, hit .319/.407/.415 (30-for-94) with 8R, 6 doubles, 1HR, 3RBI and 14BB...reached base in 25 of those 27 games.
- ▶ Reached base in 24 of 26 games from 7/21-8/27...also reached base in 47 of his final 54 games from 7/21-10/1, including multiple times in 30 of those games.
- ▶ Reached base multiple times in 16 of 25 games from 7/21-8/26, posting a .433 OBP over that span.
- ▶ Played in his 1,500th career game on 7/8 vs. Chicago-NL.
- ▶ Recorded 3BB in back-to-back games on 7/25-26 vs. New York-NL...was just the third Yankee in the last 17 seasons (since 2007) to record at least 3BB in back-to-back games, joining Francisco Cervelli (2G from 9/10-11/10) and Alex Rodriguez (2G from 4/18-20/10)...marked his most walks in a game since a career-high 4BB on 7/11/21 at Houston.
- ▶ His 5HR in August marked his most in a calendar month since September 2020 (8HR).
- ▶ Posted a season-high 10-game hitting streak from 8/1-18...batted .371/.436/.429 (13-for-35) with 2R, 2 doubles, 2RBI and 4BB over that span...was his longest hitting streak since a 12-game streak from 4/12-26/22.
- ▶ Was scratched from the starting lineup on 8/9 at Chicago-AL due to right calf tightness...did not play in five games from 8/8-13.
- ▶ Hit 7HR in a 13-game span from 8/23-9/5, his most in a 13-game span in his career...also hit 4HR in a five-game stretch from 8/23-27 and 6HR in 10 games from 8/23-9/1.
- ▶ Recorded his seventh career multi-HR game on 8/25 at Tampa Bay, hitting solo home runs in the fifth and eighth inning...marked his first multi-home run game since 5/7/21 vs. Washington...marked his 10th and 11th home runs of the season, reaching the double-digit plateau for the seventh time in his career.
- ▶ Hit both of his leadoff home runs in a four-game span from 9/1-5.
- ▶ Hit his first leadoff HR of the year on 9/1 at Houston...marked his 16th career leadoff HR and 14th as a Yankee.
- ▶ Hit his second leadoff HR of the season on 9/5 vs. Detroit...marked his 17th career leadoff HR and 15th as a Yankee...tied Brett Gardner and Chuck Knoblauch for the fifth-most in franchise history, trailing only Derek Jeter (29HR), Rickey Henderson (24HR), Alfonso Soriano (21HR) and Hank Bauer (18HR)...also marked his 15th HR of the year.



2022

- ▶ In 125 games with the Yankees, batted .261 (122-for-467) with 74R, 18 doubles, 12HR, 46RBI, 67BB and 45B... appeared defensively at 3B (47G/43GS), 2B (41G/35GS) and 1B (35G/31GS).
- ▶ Won his fourth career gold glove — his first as a utility player and first with the Yankees...combined to post a .992 fielding percentage (4E/519TC) at 3B, 2B and 1B.



- ▶ Reached base in 96 of his 116 starts...reached base multiple times in 59 of those starts and reached base at least three times in 27 of those starts.
- ▶ Hit .290/.393/.434 (108-for-373) with 71R, 18 doubles, 12HR, 43RBI, 60BB and 4SB in his first 100 games from 4/8-8/8...over that span, was tied for third in the Majors in walks and ranked sixth in OBP.
- ▶ Hit a game-tying solo HR in the eighth inning on Opening Day vs. Boston...marked his second career Opening Day home run (also 3/29/18 at Arizona with Colorado).
- ▶ Recorded a season-high 12-game hitting streak from 4/12-26...batted .391/.440/.522 (18-for-46) with 6R, 3 doubles, 1HR, 6RBI, 3BB and 1HP over that stretch after beginning the season 1-for-10 in his first four games.
- ▶ Posted a season-high 15-game on-base streak from 4/12-29, hitting .345/.397/.483 (20-for-58) with 12R, 5 doubles, 1HR, 6RBI and 4BB in that span.
- ▶ Hit his second career grand slam on 5/21 vs. Chicago-AL (also on 8/27/18 at Los Angeles-AL with Colorado)...reached 10 years of Major League service.
- ▶ Hit his 50th career home run with the Yankees with a solo HR in Game 1 on 6/2 vs. Los Angeles-AL...had hit 49HR in 955 games over his first eight Major League seasons (49HR in 918 games with Colorado; did not hit a HR with Chicago-NL in 37 games).
- ▶ Reached base a career-high-tying five times on 6/7 at Minnesota, going 3-for-4 with 2R, 2BB and 1RBI...was the seventh time in his career he has reached base five times in a game (first since 6/24/19 vs. Toronto)...his single in the seventh inning marked the 1,500th hit of his career.
- ▶ Hit his 100th career HR on 6/9 at Minnesota.
- ▶ Hit .333/.452/.491 (57-for-171) with 40R, 6 doubles, 7HR, 17RBI and 36BB in 46 games from 6/17-8/8...was the third-highest BA in the AL and seventh-highest in the Majors in that span.
- ▶ Reached base in 37 of his 38 starts from 6/21-8/8, batting .340/.466/.497 (52-for-153) with 36R, 6 doubles, 6HR, 16RBI, 35BB, 1HP and 3SB in that span.
- ▶ Reached base multiple times in a career-high 11 straight starts from 7/8-23, the longest streak by a Yankee since Mark Teixeira's 12-start streak from 7/9-25/10...hit .400/.526/.489 (18-for-45) with 13R, 1 double, 1HR, 2RBI, 11BB and 1HP in that span.
- ▶ Reached base in 26 straight starts from 6/21-7/24...batted .343/.485/.461 (35-for-102) with 26R, 3 doubles, 3HR, 10RBI, 27BB, 1HP and 3SB in those starts...was the longest such streak by a Yankee since his own 37-start on-base streak from 6/10-7/28/21...was the fourth-longest such streak of his career (38 starts from 8/9-9/22/16, 37 starts from 6/10-7/28/21 and 29 starts from 9/7/20-4/11/21).
- ▶ Reached base multiple times in 15 of his 19 starts from 7/15-8/8, batting .367/.468/.582 (29-for-79) with 19R, 5 doubles, 4HR, 9RBI, 14BB and 1HP in those starts.
- ▶ Homered in back-to-back games from 7/30-31...marked his first time homering in consecutive games since homering in three straight games from 9/15-17/20.
- ▶ Hit his only leadoff HR of the year on 7/30 vs. Kansas City...marked his 15th career leadoff HR (13th as a Yankee).
- ▶ Hit .117 (9-for-77) with 3R, 3RBI and 5BB in 19 games from 8/9-9/4 before being placed on the 10-day injured list on 9/8 (retro to 9/5) with right second toe inflammation...missed 21 team games...was reinstated on 9/30.
- ▶ Was not on the Yankees' ALDS or ALCS rosters.

2021

- ▶ In 150 games with the Yankees, batted .268/.349/.362 (160-for-597) with 84R, 24 doubles, 1 triple, 10HR, 57RBI and 73BB...led the club in games played...appeared at 1B (55G/33GS), 2B (83G/77GS), 3B (39G/36GS) and DH (1GS).
- ▶ Reached base multiple times in 79-of-150 games, the seventh-most such games in the AL.
- ▶ Five of his 10HR either tied the game (three) or gave the Yankees the lead (two).
- ▶ Was 5-for-11 (.455) with 2 doubles and 9RBI with the bases loaded.
- ▶ From 6/8 to the end of the season, batted .305/.355/.427 (25-for-82) with RISP.
- ▶ Reached base safely in 29 straight games from 9/7/20-4/11/21, the third-longest on-base streak of his career (38G from 8/9-9/22/16 and 37G from 6/10-7/28/21).
- ▶ Appeared in his 200th game with the Yankees on 4/6 vs. Baltimore...according to STATS, his 273H were the second-most through a player's first 200 games with the Yankees in franchise history behind only Joe DiMaggio (300).
- ▶ In 20 games from 4/27-5/18, hit .304 (24-for-79) with 19R, 2 doubles, 2HR, 7RBI, 11BB, 1HP, 2SB and 15F.
- ▶ Recorded his sixth career multi-HR game on 5/7 vs. Washington (first since 9/16/20 vs. Toronto)...hit his first leadoff HR of the season, his first since 9/16/20 vs. Toronto...marked his 14th career leadoff HR and his 12th as a Yankee...with his leadoff HR, collected his 300th hit as a Yankee in his 225th game with the club...according to the YES Network, became the second-fastest Yankee to collect 300 hits (in terms of games)...trailed only Joe DiMaggio, who accomplished the feat in his 200th game with the club...also hit a game-tying HR in the sixth inning.
- ▶ Was placed on the paternity list on 5/25 and reinstated on 5/26.
- ▶ Reached base in 37 straight games from 6/10-7/28...batted .291/.376/.424 (44-for-151) with 15R, 8 doubles, 4HR, 24RBI, 19BB, 2SB and 2HP in that span...marked the second-longest on-base streak of his career, trailing only a 38-game stretch from 8/9-9/22/16...was the second-longest single-season on-base streak by a Yankee since 2005 (Mark Teixeira - 42 games from 6/6-7/26/10).
- ▶ Hit a game-tying, three-run HR in the ninth inning on 6/12 at Philadelphia...marked his first HR since his 2HR on 5/7 vs. Washington...was his first career HR in the regular season that tied the game in ninth inning-or-later (also 2019 ALCS Game 6 at Houston)...was the first Yankee to hit a game-tying or go-ahead HR when the team was trailing by at least three runs in the ninth inning-or-later since Brian McCann hit a game-tying, three-run HR in the ninth on 6/29/16 vs. Texas (Yankees had been trailing 7-4).



- ▶ Recorded his 100th multi-hit game as a Yankee on 6/13 at Philadelphia, accomplishing the feat in his 256th game with the club...according to STATS, he was the fourth-fastest player in franchise history to reach 100 multi-hit games with the Yankees, trailing only Joe DiMaggio (208 games), Mickey Rivers (250 games) and Bob Meusel (255 games).
- ▶ Recorded a two-run single in the eighth inning on 6/19 vs. Oakland, collecting his 500th and 501st career RBI.
- ▶ Posted a season-high 13-game hitting streak from 6/17-30...was his longest since a 14-game streak from 6/14-30/19...batted .321/.387/.518 (18-for-56) with 8R, 2 doubles, 3HR, 14RBI and 6BB over that span...was the longest hitting streak by a Yankee in 2021 and the longest by a Yankee since Gio Urshela's 13-game streak from 8/31-9/24/20.
- ▶ Recorded a career-high 4BB on 7/11 at Houston (0-for-2, 1R), surpassing his previous career high of 3BB (five times)...marked the most walks by a Yankee since Gio Urshela collected 4BB on 6/9/19 at Cleveland.
- ▶ Did not play on 7/20 vs. Philadelphia after being scratched from the starting lineup with a stomach virus (his rapid COVID test was negative).
- ▶ Reached base safely in 15 straight games from 8/3-17, reaching base multiple times in 12 of those 15 games...batted .344/.437/.475 (21-for-61) with 9R, 6 doubles, 1 triple, 8RBI and 10BB over that span.
- ▶ Hit a triple in the second inning and a go-ahead RBI double in the 11th on 8/9 at Kansas City...marked his sixth career hit in extra innings that gave his team the lead (first since an RBI double in the 12th inning on 9/18/20 at Boston)...was the first Yankee to record a double and triple in the same game since Didi Gregorius on 7/24/19 at Minnesota.
- ▶ Reached base at least three times in a career-high-tying three straight games from 8/11-14 (eighth time, first since 9/15-17/20)...reached base in 9-of-15PA in that span (5H, 4BB).
- ▶ Hit 2HR over a four-game span from 8/20-24 after going homerless in his previous 43 games from 6/27-8/18, his longest such streak as a Yankee and third-longest such streak of his career (81G from 8/13/13-5/27/14 and 54G from 5/30/11-8/10/12).
- ▶ Reached base multiple times in 15 of his final 27 games from 8/30-9/30.
- ▶ Hit a game-tying RBI single in the 10th inning on 9/3 vs. Baltimore...was his seventh career hit in extra innings to tie the game or give his team the lead.
- ▶ Was removed from the team on 9/30 at Toronto in the sixth inning with right hip soreness.
- ▶ Was placed on the 10-day injured list on 10/3 (retro. to 10/1) through the end of the season with a right sports hernia.
- ▶ Following the season, underwent core muscle repair surgery on 10/12...the surgery was performed by Dr. William Meyers at Vincera Core Physicians in Philadelphia.

2020

- ▶ Earned his second career Silver Slugger Award at 2B (also 2019) after hitting a career-high .364/.421/.590 (71-for-195) with 41R, 10 doubles, 2 triples, 10HR, 27RBI and 18BB in 50 games with the Yankees...ranked third in AL MVP balloting, appearing on all 30 ballots and garnering 230 points overall...became the second Yankees 2B to earn multiple Silver Slugger Awards with the club, joining Robinson Canó (five, 2006, '10-13)...was named to the All-MLB First Team for the second straight season.
- ▶ Earned his second career batting title (also 2016 in the NL, .348 w/ Colorado)...according to *Elias*, was the second player in Major League history to win the batting title in both leagues (also Ed Delahanty).
- ▶ Became the fourth player in franchise history to lead the Majors in batting average, joining Mickey Mantle (.353 BA in 1956), Joe DiMaggio (.381 BA in 1939) and Lou Gehrig (.363 BA in 1934)...became the ninth player (10th time) in franchise history to win the AL batting title...joined Bernie Williams (1998), Paul O'Neill (1994), Don Mattingly (1984), Mickey Mantle (1956), Snuffy Stirnweiss (1945), Joe DiMaggio (1939-40), Lou Gehrig (1934) and Babe Ruth (1924)...was the highest batting average by a Yankees batting champion since Joe DiMaggio (.381) in 1939.
- ▶ As the Major League batting leader, joined Luke Voit (22HR) as the first duo in franchise history to lead the Majors in batting average and home runs in a single season...marked the third time the Yankees had both the Majors' home run and batting average leader, but the prior two were by the same player (Lou Gehrig in his 1934 Triple Crown season, .363 BA, 49HR and Mickey Mantle in his 1956 Triple Crown season, .353 BA, 52HR)...the Yankees also had the AL's home run and batting average leader in 1924 (Babe Ruth, .378 BA, 46HR)...the pair became the first teammates to lead the Majors in batting average and home runs since Hank Aaron (.355 BA) and Eddie Mathews (46HR) for the 1959 Braves.
- ▶ Hit safely in 41 of his 50 games...of his nine games without a hit, two came when he did not start the game (1AB in each).
- ▶ Hit .364 (12-for-33) with 3 doubles, 16RBI and 3BB with RISP.
- ▶ Led the Majors with a .423 (41-for-97) batting average at home...reached base safely in 22 of his 24 home games, including each of his final 16.
- ▶ Led the Majors with five leadoff HRs (7/29 at Baltimore, 8/3 vs. Philadelphia, 9/1 vs. Tampa Bay, Game 1 on 9/11 vs. Baltimore and 9/16 vs. Toronto)...his first 3HR of 2020 were leadoff home runs (7/29 at Baltimore, 8/3 vs. Philadelphia and 9/1 vs. Tampa Bay)...according to the YES Network, was the third Yankee to accomplish the feat, joining Chuck Knoblauch (1999) and Earle Combs (1927)...was the 16th such season in Major League history...YES also notes he was the first player to have five of his first 8HR of a season go for leadoff HRs and first since George Springer in 2017.
- ▶ With six leadoff HR in 2019, became the fourth Yankee in franchise history to have at least five leadoff HR in back-to-back seasons, joining Rickey Henderson (three straight from 1985-87), Chuck Knoblauch (1998-99) and Alfonso Soriano (2002-03).
- ▶ Tied his single-game career high with 4H on four occasions: 7/29 at Baltimore, 8/12 vs. Atlanta, 9/15 vs. Toronto and 9/26 vs. Miami.



- ▶ Had 30H through the team's first 19 games, tied for the second-most by a Yankee through 19G since 2004 (Jeter-34H in 2012; Rodriguez-30H in 2007; Canó-30H in 2009).
- ▶ Hit his first leadoff HR of the season—and first since 8/25/19 at Los Angeles-NL—on 7/29 at Baltimore... was 4-for-5 with 2R, 1 double, 1HR and 2RBI in the game, tying his career high in hits (15th time, first since 9/14/19 at Toronto).
- ▶ Missed nine games on the 10-day injured list with a left thumb sprain (8/16-29)...was removed in the sixth inning on 8/15 vs. Boston with the injury (underwent imaging).
- ▶ Collected his fourth career multi-HR game on 9/1 vs. Tampa Bay (also 2HR on 8/26/17 at Atlanta, 4/12/18 at Washington and Game 1 on 8/3/19 vs. Boston), hitting his 11th career leadoff HR and a solo HR in the third inning.
- ▶ Had a season-high 12-game hitting streak from 9/7-19 (.380, 19-for-50, 17R, 6 doubles, 6HR, 12RBI, 9BB).
- ▶ Reached base safely in his final 20 games of the season from 9/7-27.
- ▶ Of his 28H from 9/9-27, 14 went for extra bases (8 doubles, 6HR)... hit 8HR over a 17-game span from 9/1-17.
- ▶ Hit his 200th career double to leadoff the first inning on 9/12 vs. Baltimore.
- ▶ Was named AL "Player of the Week" for 9/14-20, hitting .423/.516/1.038 (11-for-26) with 9R, 4 doubles, 4HR, 10RBI and 5BB in six games...ranked second in the AL in SLG and tied for second in hits, home runs and RBI... was his second career weekly honor (also 6/24-30/19).
- ▶ Had seven multi-hit games over his final 13 games (from 9/15-27).
- ▶ Homered in three straight games (4HR) for the first time in his career from 9/15-17...was part of a longer stretch in which he homered in four straight games against the Blue Jays (5HR from 9/9-17), the longest homer streak against a single opponent in his career.
- ▶ Hit his fifth leadoff HR of the season on 9/16 vs. Toronto (3-for-4, 3R, 1 double, 2HR, 3RBI, 1BB)...also hit a two-run HR in the fourth inning, collecting his fifth career multi-HR game, third as a Yankee and second of the season (also 9/1 vs. Tampa Bay).
- ▶ Batted .281 (9-for-32) with 4R and 4RBI in seven postseason games...hit a game-winning RBI single in the ninth inning of ALWCS Game 2 at Cleveland...was the first Yankee to record a go-ahead hit in the ninth inning-or-later in a postseason game since Raúl Ibañez in Game 3 of the 2012 ALDS.
- ▶ Had a 12-game postseason hitting streak from 2019 ALCS Game 1 through 2020 ALDS Game 4...was tied for the third-longest postseason hitting streak in Yankees history (Hank Bauer's 17-game streak from 1956-58, Derek Jeter's 17-game streak from 1998-99 and 12-game streak from 2000-01 and Bernie Williams' 12-game streak from 2003-04)...hit .333/.393/.463 (18-for-54) with 10R, 1 double, 2HR, 7RBI and 6BB in that span.
- ▶ Hit safely in 24 straight games against the Rays (regular and postseason from 5/18/19 through 2020 ALDS Game 4)...was the Majors' longest active streak against a single opponent by an active player (not on IL).
- ▶ Missed the first two weeks of spring training at Yankee Stadium after being placed on the COVID-19 IL on 7/7...was returned from rehab and reinstated 7/23.
- ▶ Was extended a qualifying offer by the Yankees on 11/1, which he declined.

2019

- ▶ Placed fourth in AL MVP balloting, hitting .327 (197-for-602) with 109R, 33 doubles, 2 triples, 26HR and 102RBI in 145 games in his first season with the Yankees...set career highs in runs, hits, doubles, home runs, RBI, extra-base hits (61) and multi-hit games (61), surpassing previous highs of 104R, 192H, 66RBI, 51 extra-base hits and 59 multi-hit games in 2016, 15HR in 2018 and 32 doubles (twice)...was the highest batting average by a Yankee since Derek Jeter hit .334 in 2009...was named to the Inaugural 2019 All-MLB First Team.
- ▶ Earned his first career Silver Slugger Award after finishing second in the AL in batting average (.327) and fourth in hits (197)...was the fourth Yankee to win the award at second base, joining Robinson Canó (2006, '10-13), Alfonso Soriano (2002) and Willie Randolph (1980).
- ▶ Became the first player in Yankees history to start at least 25 games at three different infield positions in one season (28 starts at 1B, 66 starts at 2B, 47 starts at 3B)...also made one start at DH.
- ▶ Was a finalist for the AL Gold Glove Award at 2B...among second baseman (min. 50GS at 2B), ranked second in the Majors and led the AL with a .993 fielding pct. (2E, 275 TC)...was his third straight season leading 2B in his league in fielding pct. (also 2017-18 in the NL).
- ▶ Led the Majors with 61 multi-hit games, tied for third with 18 games of at least 3H and ranked fourth (second in the AL) in batting average...led the Majors with a .389 (49-for-126) batting average with runners in scoring position and a .667 (10-for-15) average with the bases loaded...was the best batting average with RISP by a Yankee since Paul O'Neill's .428 mark in 1997.
- ▶ Ranked 11th in the AL with a team-leading 102RBI, the most by a Yankee since Aaron Judge in 2017 (114).
- ▶ Reached base safely in 122 of his 142 starts...reached multiple times in 78 of those starts.
- ▶ Reached 100R for the second time in his career (104R in 2016 with Colorado).
- ▶ His 197H were the most by a Yankee since 2012, when Derek Jeter had 216H...had the most multi-hit games (61) by a Yankee since Derek Jeter had 64 in 2012.
- ▶ Hit six leadoff HR (5/29 vs. San Diego, 6/25 vs. Toronto, 7/21 vs. Colorado, 8/3 vs. Boston-G1, 8/13 vs. Baltimore, 8/25 at Los Angeles-NL), most by a Yankee since Alfonso Soriano's club-record 13 leadoff HRs in 2003...hit .325 (175-for-539) with 98R, 29 doubles, 25HR and 92RBI as a leadoff hitter overall, collecting the fifth 25HR season by a Yankees leadoff hitter (also Alfonso Soriano: 38HR in 2002 and 35HR in 2003; Rickey Henderson: 28HR in 1986 and Bobby Bonds: 25HR in 1975)...two of the leadoff HRs came on the first pitch (7/21 vs. Colorado, 8/13 vs. Baltimore)...his 92RBI from the leadoff spot were second-most in Yankees history behind Alfonso Soriano (99RBI in 2002).



- ▶ Had four hitting streaks of at least 10G (14G from 6/14-30; 12G from Game 2 on 9/12-27; 11G from Game 2 on 5/25-6/6 and 11G from 4/24-5/9), tied with Chicago-AL's Tim Anderson for most in the Majors...was the first Yankee with four double-digit hitting streaks in one year since Robinson Canó had four in 2011.
- ▶ Made his Yankees debut in 3/30 loss vs. Baltimore...started at 3B, his first appearance at the position since 6/13/14 at San Francisco w/ Colorado.
- ▶ Hit his first HR as a Yankee with a fourth-inning solo HR on 4/20 vs. Kansas City.
- ▶ Was removed from the game on 4/28 at San Francisco in the bottom of the third with right knee inflammation (X-rays were negative)...underwent an MRI on 4/29, confirming inflammation in his right knee from his original contusion suffered on 4/26 at San Francisco...missed three games (4/30-5/3) with the injury.
- ▶ Hit "walk-off" RBI single in the ninth on 5/7 vs. Seattle, his second career "walk-off" hit (also 9/12/18 vs. Arizona w/ Colorado).
- ▶ Started at 1B and batted leadoff on 5/9 vs. Seattle, the first Yankee to do both in the same game since Wade Boggs on 8/29/95 vs. California.
- ▶ Played in his 1,000th career game on 5/23 at Baltimore.
- ▶ Hit his third career leadoff HR on 5/29 vs. San Diego (first since 6/17/18 at Texas)...was the first of back-to-back HRs with Luke Voit to lead off the game, marking the 10th instance in Yankees history they led off a game with consecutive homers (first since Gardner and Judge on 7/7/18 at Toronto).
- ▶ Was voted AL "Player of the Month" for June after leading the Majors in hits and pacing the AL in runs and RBI during the month, batting .395/.434/.658 (45-for-114) with 26R, 8 doubles, 2 triples, 6HR, 29RBI and 8BB in 25G...were the most hits by a Yankee in a calendar month since Derek Jeter had 46H in August 2009, and the most by an AL player since Baltimore's Tim Beckham had 50H in August 2017...became the seventh different Yankee (22nd time) to amass at least 45H, 16 extra-base hits and 29RBI in a calendar month, and first since Don Mattingly in September/October 1985...marked his first career monthly honor.
- ▶ Had at least 1H and 1R in 12 consecutive games from 6/16-30, tied for the sixth-longest streak in franchise history, trailing only Hall of Famers Lou Gehrig (15, 1930), Joe DiMaggio (14, 1941) and Babe Ruth (14, 1926; 13, 1921), as well as Bernie Williams (13, 2000)...hit .519 (27-for-52) with 19R, 3 doubles, 2 triples, 5HR, 20RBI and 6BB over the span.
- ▶ Collected 25H and 20RBI over an 11-game span from 6/17-30...according to *Elias*, the only other Yankee to ever record as many hits and RBI over an 11-game span was Lou Gehrig, who had 27H and 26RBI from 6/7-19/1930 (since RBI became an official statistic in 1920).
- ▶ Reached base safely multiple times in a career-high-tying 10 straight games from 6/18-30.
- ▶ Had a career-best six-game multi-hit streak from 6/23-30, the first Yankee since Carlos Beltrán in 2014 to post a multi-hit streak of six-or-more games...according to *Elias*, his 18H during the streak tied a Yankees franchise record for most hits in a six-game span, set by Bernie Williams (18-for-29) from 8/14-20/02.
- ▶ Was named AL "Player of the Week" for the first time in his career from 6/24-30, batting .625 (15-for-24) with 8R, 3 doubles, 1 triple, 2HR, 10RBI and a 1.083 SLG pct. in 5G.
- ▶ Tied his career high in hits on both 6/24 vs. Toronto (4-for-4, 2R, 1BB) and 6/29 at Boston in London (4-for-6, 2R, 1 double, 5RBI)...his 5RBI on 6/29 tied a career high (also 6/28/18 at San Francisco, 9/15/20 vs. Toronto).
- ▶ Hit 2 doubles in the Yankees' nine-run seventh on 6/30 at Boston in London, the first Yankee with 2XBH in one frame since Brendan Ryan hit 2 doubles in the second inning on 7/28/15 at Texas.
- ▶ Hit a two-run single with the bases loaded in the 10th inning on 7/4 at Tampa Bay, his third career go-ahead hit in extras (also an RBI single on 9/15/15 at Los Angeles-NL and a solo HR on 8/18/18 at Atlanta, both w/ Colorado).
- ▶ Led the AL in the "first half" with a .336 batting average, the second-highest in the "first half" by a Yankee since 2000, behind Derek Jeter's .345 in 2006.
- ▶ Was voted by fans to his third career All-Star team (also 2015 and '17 in the NL)...batted second in the AL's starting lineup (0-for-2), the highest spot in the starting lineup by a Yankee since Derek Jeter in 2014 (led off for the AL).
- ▶ Hit his fifth career leadoff HR and third of the season (also 5/29 vs. San Diego and 6/25 vs. Toronto) on 7/21 vs. Colorado.
- ▶ Missed four games from 7/27-31 (groin).
- ▶ Hit 9HR in 28 games in August, a career high for homers in a calendar month...prior to 2019, had never hit 5HR in a month in his career.
- ▶ Recorded his third career 2HR game and first since 4/12/18 at Washington w/ Colorado in Game 1 on 8/3 vs. Boston (3-for-5, 2R, 2HR, 4RBI)...set a new career high with his 16th and 17th HRs of the season...also hit his fourth leadoff HR of 2019 (sixth career)...was his third game with at least 4RBI of the season, matching his career total entering 2019 (all three in 2018 with Colorado).
- ▶ Hit a first pitch "walk-off" solo HR to lead off the 11th inning on 8/31 vs. Oakland...was his third career "walk-off" hit and second of the season (also a ninth-inning single on 5/7/19 vs. Seattle and a ninth-inning two-run HR on 9/12/18 vs. Arizona w/ Colorado)...was the Yankees' first "walk-off" HR since Neil Walker on 8/28/18 vs. Chicago-AL.
- ▶ Started at 1B in each of the Yankees' nine postseason games, batting .325 (13-for-40) with 10R, 3 doubles, 3HR and 7RBI...hit safely in eight of his nine games and reached safely multiple times in six of those.
- ▶ Hit a solo HR in the sixth inning of ALDS Game 1 win vs. Minnesota, his first career postseason HR and RBI...also hit a bases-clearing double in the seventh...his 3H in the game matched his total from his first five career postseason contests...became the second player in Yankees history to record 4RBI in his first postseason game with the club, joining Bobby Abreu (4RBI in 2006 ALDS Game 1 vs. Detroit)...was the first player to collect 3H in his first postseason game with the Yankees since Jason Giambi in 2002 ALDS Game 1 vs. Anaheim...was the first Yankee with at least 3H and 4RBI in a postseason game since Robinson Canó (3H, 6RBI) in 2011 ALDS Game 1 vs. Detroit...was the fourth Yankees leadoff hitter with 4RBI in a postseason game, joining Johnny Damon (4RBI in 2007 ALDS Game 3 vs. Cleveland), Hank Bauer (4RBI in 1958 World Series Game 3 vs. Milwaukee-NL) and Frankie Crosetti (1938 World Series Game 4 vs. Chicago-NL).

- ▶ Scored a playoff career-high 3R in ALCS Game 1 at Houston...hit a leadoff HR in ALCS Game 5 vs. Houston, the first by a Yankee in the playoffs since Derek Jeter in 2009 ALCS Game 3 at Los Angeles-AL...was the seventh leadoff HR in Yankees history (Derek Jeter-3, Johnny Damon-1, Phil Rizzuto-1, Gene Woodling-1).
- ▶ Tied the game with a two-run HR with one out in the top of the ninth inning in ALCS Game 6 at Houston.
- ▶ Signed by the Yankees to a two-year contract on 1/14/19.

2018

- ▶ Hit .276 (147-for-533) with 90R, 32 doubles, 15HR and 62RBI in 128 games with Colorado...had 12 go-ahead homers, five of which came in the eighth inning-or-later...of his 15HR, 11 came on the road.
- ▶ Earned his third career Gold Glove (also 2014 and '17) and was named the Wilson "Defensive Player of the Year" for the third time (also 2013 and '17)...led all Major League second basemen with a .993 fielding pct. (4E, 591 TC)...was his second straight season leading NL second basemen in fielding pct.
- ▶ Collected his second career multi-HR game and tied his career high with 4H on 4/12 at Washington...also had 2 doubles in the game, marking the eighth time in Rockies history a player had at least four extra-base hits in a game and first since Corey Dickerson on 5/10/14 at Cincinnati...hit his first career leadoff HR in the game.
- ▶ Was placed on the 10-day disabled list from 4/30 (retroactive to 4/28)-5/8 with a right hamstring strain...was his first career D.L. stint...returned to the D.L. the following week (on 5/14) with a left thumb sprain and was reinstated on 6/1.
- ▶ Set a career high with 5RBI on 6/28 at San Francisco...hit a game-winning HR in the ninth inning.
- ▶ Was placed on the 10-day disabled list from 7/21-8/2 with a left oblique strain.
- ▶ Hit his first career grand slam on 8/27 at Los Angeles-AL.
- ▶ Collected his 1,000th career hit on 9/8 vs. Los Angeles-NL...reached 1,000 hits *as a Rockie* on 9/21 at Arizona, becoming the eighth player in franchise history to reach the plateau.
- ▶ Hit a two-run "walk-off" HR on 9/12 vs. Arizona...was his first career "walk-off" RBI.
- ▶ Started at second base in all four of the Rockies' postseason games, batting .200 (3-for-15) with 2 doubles.

2017

- ▶ Hit .310 (189-for-609) with 95R, 28 doubles, 8HR and 64RBI in a career-high 155 games with Colorado...ranked fifth in the NL in hits, seventh in batting average and tied for 10th in runs scored...tied for fifth in the NL with 52 multi-hit games, tied for second with 19 games of at least 3H and led the NL with five games of at least 4H.
- ▶ Led all NL second basemen with a .989 fielding pct. (8E, 729 TC)...earned his second career Gold Glove Award (also 2014) and was named the Wilson "Defensive Player of the Year" for the second time (also 2013).
- ▶ Was selected to his second career NL All-Star team (did not play due to a right groin injury).
- ▶ From 6/15 through the end of the season, hit an NL-best .335 (114-for-340).
- ▶ Had consecutive four-hit games on 6/15 and 6/16 vs. San Francisco, becoming the 11th player (12th time) in Rockies history to collect at least 4H in consecutive games.
- ▶ Hit safely in a season-high 16 straight games from 8/23-9/8, the second-longest hitting streak of his career.
- ▶ Collected his first career multi-HR game on 8/26 at Atlanta.
- ▶ Went 0-for-5 in the National League Wild Card Game at Arizona, his first career postseason appearance.

2016

- ▶ Won the National League batting title after leading the Majors with a .348 (192-for-552) batting average with 104R, 32 doubles, 8 triples, 11HR and 66RBI in 146 games...was the highest batting average in the NL since Chipper Jones (.364) and Albert Pujols (.357) in 2008...was the highest by a second baseman since Rod Carew batted .359 in 1975 (min. 50.0% of games at 2B)...was the eighth player in Rockies history (10th time) to win the NL batting title...was the highest by a Rockie since Todd Helton hit .358 in 2003.
- ▶ Ranked second in the NL in on-base percentage (.416), third in hits (192) and sixth in runs scored (104)...led all NL players in multi-hit games (59), tied for second in three-hit games (20) and tied for fifth in triples (eight).
- ▶ Batted a Major League-best .439 (43-for-98) in August...his 43H during the month were most in any calendar month by a Rockie since Todd Helton had 50H and Neifi Pérez had 44H in August 2000.
- ▶ Posted a career-long 38-game on-base streak from 8/9-9/22...hit .420 (63-for-150) with 32R, 10 doubles, 4HR and 26RBI during the stretch.

2015

- ▶ Hit .301 (170-for-564) with 85R, 21 doubles, 6HR, 61RBI and 23SB in 150 games with the Rockies...his 88.5% stolen base percentage (23SB, 3CS) was tied for the highest in the NL.
- ▶ Was one of five NL players with at least 20 doubles, 20SB and a batting average over than .300.
- ▶ Was selected to his first career NL All-Star team...started at 2B for the NL and went 0-for-2.
- ▶ Hit .406 (28-for-69) in April, the third-highest batting average in the Majors during the month...hit .400 (36-for-90) in July, becoming the first Rockies player to hit at least .400 in two calendar months during the same season since Larry Walker in 2002 (credit: *Elias*).
- ▶ Had a career-high 18-game hitting streak from 7/4-28, batting .444 (32-for-72) over the streak.



2014

- ▶ Spent the entire season at the Major League level for the first time in his career, batting .267 (132-for-494) with 59R, 15 doubles, 5HR and 42RBI in 149 games with Colorado.
- ▶ Earned his first career Gold Glove Award, posting a .991 fielding pct. (6E, 676 TC) at 2B...became the first Rockies second baseman in franchise history to win a Gold Glove Award.
- ▶ Made his first career Opening Day roster, starting at 2B in Colorado's 3/31 loss at Miami.

2013

- ▶ Batted .280 (113-for-404) with 39R, 21 doubles, 2HR, 28RBI and 18SB in 109 games with the Rockies...remained at the Major League level for the rest of the season after being recalled from Triple-A Colorado Springs on 5/16.
- ▶ Was named the Wilson "Defensive Player of the Year" for the first time after posting a .993 fielding pct. (3E, 442 TC) at second base.
- ▶ In 33 games with Triple-A Colorado Springs, hit .364 (52-for-143) with 34R, 8 doubles, 1HR and 22RBI.

2012

- ▶ Batted .297 (68-for-229) with 26R, 12 doubles, 2HR and 22RBI in 81 games during his first season with Colorado...spent the season's final two months as the Rockies' starting second baseman.
- ▶ Hit his first Major League home run on 8/11 at San Francisco (off Matt Cain).
- ▶ Played for Triple-A Colorado Springs, batting .314 (80-for-255) with 33R, 14 doubles, 1HR and 31RBI in 61 games.

2011

- ▶ Saw his first Major League action, batting .250 (15-for-60) with 3R, 2 doubles and 4RBI in 37 games over two stints with Chicago-NL (5/30-6/28 and 9/6-28).
- ▶ Made his Major League debut on 5/30 vs. Houston as an eighth-inning pinch-hitter...collected his first career hit on 6/3 at St. Louis with a single off Jaime Garcia.
- ▶ Spent the majority of the season between Double-A Tennessee and Triple-A Iowa, combining to hit .319 (132-for-414) with 55R, 22 doubles, 5HR and 50RBI in 108 games...was named an MiLB.com Organization All-Star.
- ▶ Following the season, played for Mesa in the Arizona Fall League, batting .302 (38-for-126) in 31 games.
- ▶ Was traded from Chicago-NL to Colorado on 12/8/11 along with OF Tyler Colvin in exchange for 3B Ian Stewart and RHP Casey Weathers.

2010

- ▶ Spent the entire season with Single-A Daytona, batting .314 (174-for-554) with 63R, 24 doubles, 2HR and 73RBI in 135 games...was named a Florida State League All-Star.

2009

- ▶ Made his professional debut with the Rookie-level AZL Cubs, going 5-for-12 with 2R and 4RBI in three games before being transferred to Single-A Peoria...with Peoria, hit .316 (48-for-152) with 19R, 4 doubles and 30RBI.
- ▶ Following the season, was named the Cubs' 10th-best prospect by *Baseball America*.

PERSONAL

- ▶ Full name is David John LeMahieu.
- ▶ Has twice been named his team's "Heart and Hustle Award" winner (2019 with the Yankees and 2015 with Colorado)...the award honors active players who demonstrate a passion for the game of baseball and best embody the values, spirit and traditions of the game.
- ▶ Was named the Sid Mercer/Dick Young New York Player of the Year for both 2019 and 2020, as voted on by the BBWAA.
- ▶ Attended Louisiana State University...was named to the 2009 College World Series All-Tournament Team as the LSU Tigers' leadoff hitter.
- ▶ Attended Brother Rice High School in Bloomfield Hills, Mich., where he received All-American honors from Rawlings and Louisville Slugger...was twice named Gatorade "Player of the Year" in Michigan...during the 2020-21 offseason, purchased the school's baseball facility and transition part of it into a youth baseball facility to help future generations of players in and around the area where he grew up...the renovation included significant improvements to the facility, an indoor field house and a youth field adjacent to the main field at The Stevens Family Complex and Warrior Field, the school's baseball home.
- ▶ Lived in California until he was seven years old, then lived in Las Vegas for one year, Madison, Wis., for five years and Bloomfield Hills, Mich., for five years.



LeMahieu's Career Batting Record

Year Club	AVG	G	AB	R	H	2B	3B	HR	RBI	SH	SF	HP	BB	SO	SB	CS	E	OBP	SLG
2009 AZL Cubs	.417	3	12	2	5	0	1	0	4	0	1	0	1	3	1	0	1	.429	.583
Peoria	.316	38	152	19	48	4	2	0	30	1	1	2	12	22	2	2	3	.371	.368
2010 Daytona	.314	135	554	63	174	24	5	2	73	10	6	1	29	61	15	7	13	.346	.386
2011 Tennessee	.358	50	187	32	67	15	2	2	27	0	4	0	11	22	4	3	4	.386	.492
CHICAGO-NL	.250	37	60	3	15	2	0	0	4	1	0	0	1	12	0	0	4	.262	.283
Iowa	.286	58	227	23	65	7	1	3	23	0	4	2	14	27	5	5	1	.328	.366
2012 Colorado Springs	.314	61	255	33	80	14	2	1	31	0	2	0	23	29	13	6	7	.368	.396
COLORADO - a	.297	81	229	26	68	12	4	2	22	3	2	0	13	42	1	2	2	.332	.410
2013 Colorado Springs	.364	33	143	34	52	8	5	1	22	0	3	2	10	19	8	2	4	.405	.510
COLORADO	.280	109	404	39	113	21	3	2	28	7	3	1	19	67	18	7	3	.311	.361
2014 COLORADO	.267	149	494	59	132	15	5	5	42	7	2	2	33	97	10	10	6	.315	.348
2015 COLORADO	.301	150	564	85	170	21	5	6	61	3	2	1	50	107	23	3	9	.358	.388
2016 COLORADO	.348	146	552	104	192	32	8	11	66	8	6	3	66	80	11	7	6	.416	.495
2017 COLORADO	.310	155	609	95	189	28	4	8	64	3	5	6	59	90	6	5	8	.374	.409
2018 COLORADO - b, c, d	.276	128	533	90	147	32	2	15	62	2	7	2	37	82	6	5	4	.321	.428
2019 YANKEES	.327	145	602	109	197	33	2	26	102	1	4	2	46	90	5	2	8	.375	.518
2020 YANKEES - e, f	.364	50	195	41	71	10	2	10	27	0	1	2	18	21	3	0	6	.421	.590
2021 YANKEES - g	.268	150	597	84	160	24	1	10	57	0	5	4	73	94	4	2	9	.349	.362
2022 YANKEES - h	.261	125	467	74	122	18	0	12	46	1	2	4	67	71	4	3	4	.357	.377
2023 YANKEES	.243	136	497	55	121	22	3	15	44	0	2	3	60	125	2	2	3	.327	.390
Minor League Totals	.321	378	1530	206	491	72	18	9	210	11	21	7	100	183	48	25	33	.361	.409
AL Totals	.285	606	2358	363	671	107	8	73	276	2	14	15	264	401	18	9	30	.358	.430
NL Totals	.298	955	3445	501	1026	163	31	49	349	34	27	15	278	577	75	39	42	.350	.406
Major League Totals	.292	1561	5803	864	1697	270	39	122	625	36	41	30	542	978	93	48	72	.354	.415

Selected by Detroit in the 41st round of the 2007 First-Year Player Draft (did not sign).

Selected by Chicago-NL in the second round of the 2009 First-Year Player Draft.

- a – Acquired by Colorado from Chicago-NL with OF Tyler Colvin on December 8, 2011 in exchange for INF Ian Stewart and RHP Casey Weathers.
- b – Placed on the 10-day disabled list from April 30 (retroactive to April 29) - May 8, 2018 with a right hamstring strain.
- c – Placed on the 10-day disabled list from May 14 - June 1, 2018 with a left thumb sprain.
- d – Placed on the 10-day disabled list from July 21 - August 2, 2018 with a left oblique strain.
- e – Placed on the COVID-19 injured list from July 7-23, 2020.
- f – Placed on the 10-day injured list from August 16-29, 2020 with a left thumb strain.
- g – Placed on the 10-day injured list from October 3, 2021 (retroactive to October 1) through the end of the season with a right sports hernia.
- h – Placed on the 10-day injured list from September 8 (retroactive to September 5) - September 30, 2022 with right second toe inflammation.

LeMahieu's Postseason Batting Record

Year	Club vs. Opp.	AVG	G	AB	R	H	2B	3B	HR	RBI	SH	SF	HP	BB	SO	SB	CS	E	OBP	SLG
2017	COL vs. ARI (WC)	.000	1	5	0	0	0	0	0	0	0	0	0	0	2	0	0	0	.000	.000
2018	COL vs. CHC (WC)	.167	1	6	0	1	1	0	0	0	0	0	0	0	1	0	0	0	.167	.333
	COL vs. MIL (DS)	.222	3	9	0	2	1	0	0	0	0	0	0	3	2	0	1	0	.417	.333
2019	NY Yankees vs. MIN (DS)	.286	3	14	4	4	2	0	1	4	0	0	0	1	4	0	0	1	.333	.643
	NY Yankees vs. HOU (CS)	.346	6	26	6	9	1	0	2	3	0	0	0	3	2	0	0	2	.414	.615
2020	NY Yankees vs. CLE (WC)	.300	2	10	1	3	0	0	0	2	0	0	0	1	1	0	0	0	.364	.300
	NY Yankees vs. TB (DS)	.273	5	22	3	6	0	0	0	2	0	1	0	2	3	0	0	0	.320	.273
Wild Card Totals		.190	4	21	1	4	1	0	0	2	0	0	0	1	4	0	0	0	.227	.238
LDS Totals		.267	11	45	7	12	3	0	1	6	0	1	0	6	9	0	1	1	.346	.400
LCS Totals		.346	6	26	6	9	1	0	2	3	0	0	0	3	2	0	0	2	.414	.615
POSTSEASON TOTALS		.272	21	92	14	25	5	0	3	11	0	1	0	10	15	0	1	3	.340	.424

LeMahieu's All-Star Game Record

Year	Club, Site	AVG	G	AB	R	H	2B	3B	HR	RBI	SH	SF	HP	BB	SO	SB	CS	E	OBP	SLG
2015	COL, Cincinnati	.000	1	2	0	0	0	0	0	0	0	0	0	0	0	0	0	0	.000	.000
2017	COL, Miami																			
2019	NY Yankees, Cleveland	.000	1	2	0	0	0	0	0	0	0	0	0	0	0	0	0	0	.000	.000
All-Star Game Totals		.000	2	4	0	0	0	0	0	0	0	0	0	0	0	0	0	0	.000	.000

LeMahieu's Career Fielding Record

Position	PCT	G	PO	A	E	TC	DP
First Base	.995	201	1,147	77	6	1,230	99
Second Base	.991	1,137	1,929	3,133	48	5,110	725
Shortstop	-	4	0	0	0	0	0
Third Base	.970	259	120	456	18	594	41

LeMahieu's Career Home Run Chart

MULTI-HOMER GAMES: 7. **TWO-HOMER GAMES:** 7, last on 8/25/23 at TB. **GRAND SLAMS:** 2, last on 5/21/22 vs. CWS (Dallas Keuchel). **PINCH-HIT HR:** None. **INSIDE-THE-PARK HR:** None. **"WALK-OFF" HR:** 2, last on 8/31/19 vs. OAK (Lou Trivino). **LEADOFF HR:** 17, last on 9/5/23 vs. DET (Alex Faedo).

LeMahieu's Career Bests and Streaks

HITS: 4 - 19 times (last on 6/26/21 at BOS). **RUNS:** 4 - 3 times (last on 7/11/18 vs. ARI). **2B:** 2 - 23 times (last on 7/15/23 at COL). **3B:** 1 - 39 times (last on 9/30/23 at KC). **HR:** 2 - 7 times (last on 8/25/23 at TB). **RBI:** 5 - 3 times (last on 9/15/20 vs. TOR). **BB:** 4, 7/11/21 at HOU. **SO:** 5, 8/3/15 vs. SEA. **SB:** 2, 9/6/14 vs. SD. **HIT STREAK:** 18g, 7/4-28/15. **"WALK-OFF" HITS:** 4, last on 4/22/23 vs. TOR (single).

Player of the Month: June 2019

Player of the Week: 2 times (last: 9/14-20/20)

Rookie of the Month: None



JONATHAN LOÁISIGA • RHP

43

HT: 5-11 • **WT:** 195 • **BATS:** R • **THROWS:** R
BIRTHDATE: 11/2/94 • **OPENING DAY AGE:** 29
BIRTHPLACE: Managua, Nicaragua
RESIDES: Managua, Nicaragua
M.L. SERVICE: 5 years, 22 days



STATUS

- ▶ Signed by the Yankees as a minor league free agent on February 9, 2016.

CAREER NOTES

- ▶ Is the first Nicaragua-born player in Yankees history and one of 15 Nicaraguan players (one of 11 pitchers) in baseball history...in the 2019 ALDS, became the fifth Nicaragua-born player to appear in a postseason game, joining Dennis Martínez, David Green, Marvin Benard and Vicente Padilla.
- ▶ His 36 scoreless relief outings of four-or-more outs since the beginning of 2021 are the fourth-most in the Majors, trailing only Collin McHugh (44), Michael King (38) and Chris Stratton (37).
- ▶ Has made four career Opening Day rosters (2020-23).

2023

- ▶ In 17 relief appearances with the Yankees, went 0-2 with a 3.06 ERA (17.2IP, 14H, 7R/6ER, 1BB, 6K, 2HR)...opponents batted .219/.246/.328 (14-for-64, 2HR); LH .286/.292/.429 (6-for-21, 1HR); RH .186/.222/.279 (8-for-43)...missed 126 games on the injured list.
- ▶ Did not allow a run in 13 of his 17 games.
- ▶ Surrendered just one walk to his 69BF (an intentional walk to Parker Meadows on 8/31 at Detroit).
- ▶ Made three appearances in March/April (3.1IP, 2H, 1ER, 0BB, 1K, 1HR) before being placed on the 15-day injured list on 4/8 (retroactive to 4/6) with right elbow inflammation...underwent arthroscopic surgery on his right elbow on 5/2...the procedure was performed by Yankees Head Team Physician Dr. Chris Ahmad at NewYork-Presbyterian Hospital...was transferred to the 60-day injured list on 5/11...missed 106 team games...combined to make three rehab appearances with Single-A Tampa and Triple-A Scranton/Wilkes-Barre, going 1-0 with a 4.50 ERA (4.0IP, 4H, 2ER, 0BB, 5K) in relief...was returned from rehab and reinstated from the 60-day injured list prior to the game on 8/7.
- ▶ After being reinstated from the injured list on 8/7, did not allow an earned run in 12 straight games from 8/8-9/5 (12.2IP, 4H, 1R/0ER, 11BB, 5K, 1HP)...posted a 0.98 opponents' BA (4-for-41) during that stretch...after being reinstated, retired his first 15BF, 19 of his first 20BF, 27 of his first 30BF and 32 of his first 36BF (2H, 1BB, 1HP)...retired 37-of-43BF over that 12-game stretch.
- ▶ Struck out Gavin Sheets looking in the ninth inning on 8/8 at Chicago-AL for his 200th career strikeout.
- ▶ Allowed five of his 6ER over his final two outings on 9/8 and 9/9 vs. Milwaukee.
- ▶ Was placed on the 15-day injured list on 9/12 (retroactive to 9/10) with right elbow inflammation and missed the final 20 games of the season.
- ▶ Pitched for Team Nicaragua in the 2023 World Baseball Classic, going 0-1 with a 13.50 ERA in two relief appearances (2.0IP, 3H, 3ER, 1BB/1BB, 1HP).

2022

- ▶ Made 50 relief appearances with the Yankees, going 2-3 with two saves and a 4.13 ERA (48.0IP, 43H, 25R/22ER, 19BB, 37K)...opponents batted .234 (43-for-184, 3HR); LH .243 (17-for-70, 1HR); RH .228 (26-for-114, 2HR).
- ▶ Did not allow a HR in his final 36 games from 5/16-10/4(G1)...was the second-longest single-season streak of his career.
- ▶ Was placed on the 15-day injured list on 5/25 (retroactive to 5/23) with right shoulder inflammation and reinstated on 7/14...missed 47 team games...made two combined rehab outings with Single-A Tampa and Triple-A Scranton/Wilkes-Barre (2.0IP, 3H, 1ER, 0BB, 3K).
- ▶ Did not allow an earned run in 26 of his final 31 appearances of the season (7/17-10/4-G1), posting a 1.76 ERA (30.2IP, 6ER) with 19K and two saves in that span...held opponents to a .200 (23-for-115) BA over that stretch...his 1.76 ERA was tied for the ninth-lowest among Major League relievers over that stretch (min. 30.0IP).
- ▶ Tossed at least 1.1IP in eight of his final 20 appearances of the season (8/15-10/4-G1).
- ▶ Recorded a season-high 10.1 scoreless inning streak from 8/22-9/13... held opponents to a .091 (3-for-33) BA and 1BB over that span.
- ▶ Earned his first save of the season on 8/22 vs. New York-NL after tossing 1.1 perfect innings (1K)...marked his first save since 8/17/21 vs. Boston and third career multi-inning save.



- ▶ Recorded at least four outs and did not allow a hit in three straight outings from 8/30-9/4 (1.1IP on 8/30 at Los Angeles-AL, 1.2IP on 9/3 at Tampa Bay and 1.2IP on 9/4 at Tampa Bay)...became just the second Yankees pitcher to accomplish the feat in 2022 (also Ron Marinaccio - 3G from 6/16-21)...matched the second-longest such streak by a Yankees pitcher in franchise history, trailing only Mariano Rivera (5G from 4/22-5/3/96)...also marked the first time in franchise history that the Yankees had two pitchers record such a streak in a single season.
- ▶ Made his 50th appearance of the season in Game 1 on 10/4 at Texas, earning his second save of the season after tossing a scoreless ninth inning (1H)...marked the second time in his career he reached the 50-game plateau (also 57 appearances in 2021).
- ▶ Made six postseason appearances, going 0-1 with a 0.96 ERA (9.1IP, 1ER) and 4K...did not allow a run in his first 9.0 innings of relief in the postseason...was just the third Yankees reliever since 2003 to open the postseason with at least 9.0 scoreless innings, joining Tommy Kahnle (10.2IP in 2017) and Mariano Rivera (9.1IP in 2004)... recorded at least five outs in four of his postseason appearances.
- ▶ Tossed 5.0 scoreless innings of relief during the ALDS...was just the fifth Yankees reliever (ninth time) in the last 41 years (since 1982) to toss at least 5.0IP and not allow a run in a postseason series...joined Zack Britton (0R in 5.2IP in 2019 ALCS), Aroldis Chapman (0R in 5.2IP in 2017 ALDS), Mariano Rivera (0R in 5.1IP in 2009 World Series, 0R in 5.2IP in 2004 ALDS, 0R in 5.0IP in 2000 ALDS, 0R in 5.2IP in 1998 ALCS and 0R in 5.1IP in 1995 ALDS) and David Weathers (0R in 5.0IP in 1996 ALDS).

2021

- ▶ Went 9-4 with five saves and a 2.17 ERA (70.2IP, 56H, 19R/17ER, 16BB, 69K, 3HR) in 57 appearances in 2021... opponents batted .215 (56-for-260, 3HR); LH .238 (25-for-105, 1HR); RH .200 (31-for-155, 2HR)...set career bests in ERA, wins, games, innings pitched and strikeouts.
- ▶ His 22 scoreless relief outings of four-or-more outs in 2021 were the second-most in the Majors behind Boston's Garrett Whitlock (24).
- ▶ His 2.17 ERA was the eighth-lowest among AL relievers.
- ▶ Was just the third Yankees reliever since 2005 to record at least nine wins in a season, joining teammate Chad Green (10-7 in 2021) and Alfredo Aceves (10-1 in 2009)...with Green's 10 wins in 2021, it marked the second time in Yankees history two relievers recorded at least nine wins in a single season...joined Goose Gossage (10-11) and Sparky Lyle (9-3), who also accomplished the feat in 1978.
- ▶ 48 of his 57 appearances were scoreless, including 34 of his final 38 appearances (5/23-10/3)...allowed 13 of his 19R in three appearances (5R on 5/7 vs. Washington, 4R on 6/22 vs. Kansas City and 4R on 7/25 at Boston).
- ▶ Retired his first 15 batters faced of the season (4.0IP, 5K), the longest such streak by a Yankee to open the season since Adam Warren retired his first 22 batters faced to start the 2017 season (all as a reliever).
- ▶ Collected his 100th career strikeout (Joey Wendle, swinging) in the seventh inning on 4/10 at Tampa Bay.
- ▶ Earned his first career save on 4/24 at Cleveland, retiring all four batters faced.
- ▶ Did not allow a HR in 38 consecutive outings from 5/11-9/1, the longest single-season streak of his career.
- ▶ Posted a career-long 14.1 scoreless inning streak from 5/23-6/20 (previous: 8.0 scoreless innings from 6/15-20/18).
- ▶ Did not allow a run in 17 of 18 appearances from 5/23-7/24, going 4-1 with a 1.52 ERA (23.2IP, 4ER) in that span.
- ▶ On 6/25 at Boston, tossed 1.1 scoreless innings (4K, 1WP)...recorded four strikeouts in the seventh inning, becoming the third Yankee in the Expansion Era (since 1961) to accomplish the feat, joining Phil Hughes on 9/20/12 vs. Toronto (fourth inning) and A.J. Burnett on 6/24/11 vs. Colorado (sixth inning).
- ▶ Was placed on the COVID-19 injured list on 7/10 and was reinstated on 7/23...missed eight team games.
- ▶ In his final 19 appearances of the season (7/27-10/3), went 2-0 with three saves, a 0.79 ERA (22.2IP, 2ER), 23K and a .179 (15-for-84) opponents' BA.
- ▶ Posted an 11.2 scoreless inning streak from 8/11-9/3 (7H, 2BB, 12K).
- ▶ Was 1-0 with one save and a 0.59 ERA (15.1IP, 1ER) in his final 12 appearances of the season (8/11-10/3).
- ▶ In Game 1 on 8/17 vs. Boston, tossed 2.0 scoreless innings and earned his fifth save of the season (3H, 3K)... the Yankees won four straight games (8/14-8/17-G1) with four different pitchers recording a save (Albert Abreu on 8/14 at Chicago-AL, Wandy Peralta on 8/15 at Chicago-AL, Chad Green on 8/16 vs. Los Angeles-AL and Loáisiga in Game 1 on 8/17 vs. Boston)...Elias confirmed that since saves became an official statistic in 1969, it marked the second time in franchise history that the Yankees won four consecutive games, each with a different pitcher earning a save (Zack Britton, Luis Cessa, Dellin Betances and David Robertson earned saves in four consecutive games from 8/24-26/18).
- ▶ Missed 22 team games in September on the 10-day injured list with a right shoulder strain...was placed on the injured list on 9/5 and reinstated on 9/29.
- ▶ Allowed 2ER in 1.0IP in the AL Wild Card Game at Boston (1.0IP, 3BB, 2K).

2020

- ▶ Went 3-0 with a 3.52 ERA (23.0IP, 21H, 11R/9ER, 7BB, 22K, 3HR) in 12 games (three starts) with the Yankees, spending the entire season at the Major League level for the first time in his career...made his first Opening Day roster.
- ▶ Served as the Yankees' "opener" three times, posting a 3.24 ERA (8.1IP, 3ER) without recording a decision... went 3-0 with a 3.68 ERA (14.2IP, 6ER) in nine relief appearances.
- ▶ Was placed on the 10-day injured list on 9/4 (retroactive to 9/2) with a medical condition that prevented him from playing and necessitated placement on the IL...was reinstated on 9/15...missed 13 team games.
- ▶ Made two postseason relief appearances, posting a 9.00 ERA (2.0IP, 2ER).



2019

- ▶ Went 2-2 with a 4.55 ERA (31.2IP, 31H, 16R/ER, 16BB, 37K, 6HR) in 15 games (four starts) over four stints with the Yankees (4/3-9, 4/23-4/24, 5/8-8/23, 8/31-9/29)...made four starts, going 0-2 with a 6.75 ERA (12.0IP, 9ER).
- ▶ Earned his first win of the season on 4/24 at Los Angeles-AL, tossing 3.0 scoreless innings of relief (2H, 1BB, 1K).
- ▶ Was placed on the 10-day injured list on 5/13 (retroactive to 5/10) with a right shoulder strain...was transferred to the 60-day I.L. on 5/14...was returned from rehab and reinstated from the 60-day I.L. on 8/13...combined in three rehab starts with Double-A Trenton and Triple-A Scranton/Wilkes-Barre to allow 3ER in 5.2IP.
- ▶ Had 5K on 9/21 vs. Toronto, setting a relief appearance career high...touched 100.0 mph in the outing (Statcast).
- ▶ Posted a 3.38 ERA (2.2IP, 1ER) in four postseason relief appearances...made his postseason debut in ALDS Game 2 vs. Minnesota, allowing 1ER in 1.0IP (2H, 2K)...became the fifth Nicaragua-born player (first Yankee) to appear in a postseason game, joining Dennis Martinez, David Green, Marvin Benard and Vicente Padilla.
- ▶ Combined with Double-A Trenton and Triple-A Scranton/Wilkes-Barre to go 0-2 with a 5.60 ERA (17.2IP, 11ER) in 6G/5GS.

2018

- ▶ Went 2-0 with a 5.11 ERA (24.2IP, 26H, 17R/14ER, 12BB, 33K, 3HR) in nine appearances (four starts) over two stints with the Yankees (6/15-7/2 and 9/2-30)...became the first Nicaragua-born player in Yankees history and the 15th Nicaraguan player (11th pitcher) in Baseball history...was 2-0 with a 3.00 ERA (18.0IP, 6ER) in four starts...posted a 10.80 ERA (6.2IP, 8ER) without recording a decision in five relief appearances.
- ▶ Made his Major League debut on 6/15 vs. Tampa Bay, tossing 5.0 shutout innings (3H, 4BB, 6K) to earn the win...was the 11th pitcher (eighth starter) in Yankees history to toss at least 5.0 scoreless innings in his Major League debut, just the second since 1943 (Sam Militello-GS, 7.0IP on 8/9/92 vs. Boston)...was the first Yankee since 1908 to record at least 6K and not allow a run in his Major League debut...was the first Yankee to earn a win in his first career game since Masahiro Tanaka on 4/4/14 at Toronto...was recalled from Double-A Trenton prior to the game, and per *Elias*, was the first player to make his Major League debut with the Yankees (excluding Tanaka) without having appeared at the Triple-A level since INF Ramiro Peña on 4/6/09 at Baltimore...was the first pitcher to do so since LHP Chase Wright on 4/17/07 vs. Cleveland.
- ▶ On 6/25 at Philadelphia, took a no-hitter into the sixth inning (W, 5.1IP, 1H, 0R, 2BB, 8K)...allowed his only hit on a leadoff single by Jorge Alfaro in the sixth...was the second Yankees pitcher since 1908 to toss at least 5.0 shutout innings twice within his first three career games (Johnny Allen, 5/3/32 at Washington-AL, 5/11/32 vs. St. Louis-AL).
- ▶ Combined with Single-A Tampa, Double-A Trenton and the GCL Yankees West to go 6-1 with a 2.89 ERA (56.0IP, 57H, 18ER, 8BB, 67K) in 14 minor league starts...had two stints on the minor league disabled list.
- ▶ Was named Florida State League "Pitcher of the Week" for 4/5-15 (2-0, 10.0IP, 0R in 2GS).
- ▶ Following the season, was tabbed by *Baseball America* as the No. 2 prospect in the Yankees organization...was named by MLB.com as the No. 66 overall prospect.

2017

- ▶ Combined with the GCL Yankees East, GCL Yankees West and short-season Single-A Staten Island to go 1-1 with a 1.38 ERA (32.2IP, 17H, 7R/5ER, 3BB, 33K, 1HR) in 11 starts.
- ▶ Made his season debut in June with the GCL Yankees East, going 0-1 with a 2.63 ERA (13.2IP, 4ER) in six starts...also made one start with the GCL Yankees West, tossing 2.0 perfect innings.
- ▶ Was promoted to short-season Single-A Staten Island on 8/16, going 1-0 with a 0.53 ERA (17.0IP, 1ER) in four starts.
- ▶ Was added to the Yankees' 40-man roster on 11/20/17.

2016

- ▶ Made one start with Single-A Charleston in Game 2 on 5/13 at Lexington, allowing 2ER in 2.1IP.

2015

- ▶ Did not pitch...was released by San Francisco on 5/28/15.

2014

- ▶ Spent the season on the minor league disabled list and did not pitch.

2013

- ▶ Made his professional debut with the DSL Giants and was 8-1 with a 2.75 ERA (68.2IP, 21ER) in 13 starts.

PERSONAL

- ▶ Full name is Jonathan Stanley Loáisiga (pronounced "loh-AYE-see-gah").
- ▶ Was selected by the Latino Sports Writers & Broadcasters Association (LSWBA) as the Latino MVP American League Reliever for the 2021 season.



Loáisiga's Career Pitching Record

Year	Club	W	L	ERA	G	GS	CG	SHO	SV	IP	H	R	ER	HR	HP	BB	SO	WP	BK
2013	DSL Giants	8	1	2.75	13	13	0	0	0	68.2	60	29	21	4	2	16	40	6	0
2014																			
2015																			
2016	Charleston - a	0	0	7.71	1	1	0	0	0	2.1	2	2	2	1	0	1	2	0	0
2017	GCL Yankees East	0	1	2.63	6	6	0	0	0	13.2	10	5	4	1	0	2	15	0	0
	GCL Yankees West	0	0	0.00	1	1	0	0	0	2.0	0	0	0	0	0	0	0	0	0
	Staten Island	1	0	0.53	4	4	0	0	0	17.0	7	2	1	0	1	1	18	1	0
2018	Tampa	3	0	1.35	4	4	0	0	0	20.0	19	3	3	0	1	1	26	2	0
	Trenton	3	1	3.93	9	9	0	0	0	34.1	37	15	15	6	2	6	40	1	0
	YANKEES	2	0	5.11	9	4	0	0	0	24.2	26	17	14	3	0	12	33	0	0
	GCL Yankees West	0	0	0.00	1	1	0	0	0	1.2	1	0	0	0	1	1	1	0	0
2019	YANKEES - b	2	2	4.55	15	4	0	0	0	31.2	31	16	16	6	1	16	37	1	0
	Scranton/WB	0	2	6.32	5	4	0	0	0	15.2	14	11	11	3	1	5	19	2	0
	Trenton	0	0	0.00	1	1	0	0	0	2.0	1	0	0	0	1	0	3	1	0
2020	YANKEES - c	3	0	3.52	12	3	0	0	0	23.0	21	11	9	3	4	7	22	1	0
2021	YANKEES - d, e	9	4	2.17	57	0	0	0	5	70.2	56	19	17	3	3	16	69	4	1
2022	YANKEES - f	2	3	4.13	50	0	0	0	2	48.0	43	25	22	3	0	19	37	0	0
	Tampa	0	0	0.00	1	1	0	0	0	1.0	0	0	0	0	0	0	1	0	0
	Scranton/WB	0	0	9.00	1	0	0	0	0	1.0	3	1	1	0	0	0	2	0	0
2023	YANKEES - g, h	0	2	3.06	17	0	0	0	0	17.2	14	7	6	2	2	1	6	0	0
	Tampa	1	0	0.00	1	0	0	0	0	2.0	0	0	0	0	0	0	2	0	0
	Scranton/WB	0	0	9.00	2	0	0	0	0	2.0	4	2	2	0	0	0	3	0	0
Minor League Totals		16	5	2.95	50	45	0	0	0	183.1	158	70	60	15	9	33	172	13	0
Major League Totals		18	11	3.51	160	11	0	0	7	215.2	191	95	84	20	10	71	204	6	1

Signed by San Francisco as a non-drafted free agent on September 13, 2012.

- a - Signed by the Yankees as a minor league free agent on February 9, 2016.
- b - Placed on the 10-day injured list on May 13, 2019 (retroactive to May 10) with a right shoulder strain...was transferred to the 60-day injured list on May 14 and reinstated on August 13, 2019.
- c - Placed on the 10-day injured list from September 4 (retroactive to September 2) - September 15, 2020 with a medical condition that prevented him from playing and necessitated placement on the injured list.
- d - Placed on the COVID-19 injured list from July 10-23, 2021.
- e - Placed on the 10-day injured list from September 5-29, 2021 with a right shoulder strain.
- f - Placed on the 10-day injured list from May 25 (retroactive to May 23) - July 14, 2022 with right shoulder inflammation.
- g - Placed on the 15-day injured list from April 8 (retroactive to April 6) - May 11, 2023 with right elbow inflammation...was transferred to the 60-day injured list on May 11 and reinstated on August 7, 2023.
- h - Placed on the 15-day injured list from September 12, 2023 (retroactive to September 10) - end of season with right elbow inflammation.

Loáisiga's Postseason Record

Year	Club vs. Opp.	W	L	ERA	G	GS	CG	SHO	SV	IP	H	R	ER	HR	HP	BB	SO	WP	BK
2019	NY Yankees vs. MIN (DS)	0	0	9.00	1	0	0	0	0	1.0	2	1	1	0	0	0	2	0	0
	NY Yankees vs. HOU (CS)	0	0	0.00	3	0	0	0	0	1.2	1	1	0	0	0	3	1	2	0
2020	NY Yankees vs. CLE (WC)	0	0	27.00	1	0	0	0	0	0.1	1	1	1	0	1	2	0	0	0
	NY Yankees vs. TB (DS)	0	0	5.40	1	0	0	0	0	1.2	2	1	1	1	0	0	1	0	0
2021	NY Yankees vs. BOS (WC)	0	0	18.00	1	0	0	0	0	1.0	0	2	2	0	0	3	2	0	0
2022	NY Yankees vs. CLE (DS)	0	0	0.00	4	0	0	0	0	5.0	6	0	0	0	0	0	3	0	0
	NY Yankees vs. HOU (CS)	0	1	2.08	2	0	0	0	0	4.1	3	2	1	0	0	1	1	0	0
Wild Card Totals		0	0	20.25	2	0	0	0	0	1.1	1	3	3	0	1	5	2	0	0
LDS Totals		0	0	2.35	6	0	0	0	0	7.2	10	2	2	1	0	0	6	0	0
LCS Totals		0	1	1.50	5	0	0	0	0	6.0	4	3	1	0	0	4	2	2	0
POSTSEASON TOTALS		0	1	3.60	13	0	0	0	0	15.0	15	8	6	1	1	9	10	2	0

Loáisiga's Regular Season Batting Record

Year	Team	AVG	G	AB	R	H	2B	3B	HR	RBI	SH	SF	HP	BB	SO	SB	CS
2023	NY Yankees																
Major League Totals		.000	93	2	0	0	0	0	0	0	0	0	0	0	2	0	0

Loáisiga's World Baseball Classic Record

Year	Country, Site	W	L	ERA	G	GS	CG	SHO	SV	IP	H	R	ER	HR	HP	BB	SO	WP	BK
2023	Nicaragua, Miami	0	1	13.50	2	0	0	0	0	2.0	3	3	3	0	1	1	0	0	0
WBC Totals		0	1	13.50	2	0	0	0	0	2.0	3	3	3	0	1	1	0	0	0

Loáisiga's Career Fielding Record

Position	PCT	G	PO	A	E	TC	DP
Pitcher	.981	160	13	38	1	52	4

Loáisiga's Career Bests and Streaks

COMPLETE GAMES: None. **LOW-HIT COMPLETE GAME:** N/A. **IP (START):** 5.1, 6/25/18 at PHI. **IP (RELIEF):** 3.0 - 2 times (last on 7/30/20 at BAL). **HITS:** 6 - 2 times (last on 5/8/19 vs. SEA). **RUNS:** 6, 9/11/18 at MIN. **EARNED RUNS:** 6, 9/11/18 at MIN. **WALKS:** 4, 6/15/18 vs. TB. **STRIKEOUTS:** 8, 6/25/18 at PHI. **HOME RUNS:** 2, 8/15/19 vs. CLE. **WINNING STREAK:** 5g, 7/30/20-4/20/21. **LOSING STREAK:** 2g - 3 times (last from 8/31/23-present). **SCORELESS STREAK (IP):** 14.1, 5/23-6/20/21.

Pitcher of the Month: None

Pitcher of the Week: None

Rookie of the Month: None



RON MARINACCIO • RHP

97

HT: 6-2 • **WT:** 205 • **BATS:** R • **THROWS:** R
BIRTHDATE: 7/1/95 • **OPENING DAY AGE:** 28
BIRTHPLACE: Brick, N.J.
RESIDES: Toms River, N.J.
COLLEGE: University of Delaware
M.L. SERVICE: 1 year, 129 days



STATUS

- ▶ Selected by the Yankees in the 19th round of the 2017 First-Year Player Draft.

CAREER

- ▶ Has made two career Opening Day rosters with the Yankees (2022-23).
- ▶ Has not allowed an earned run in 67 of his first 85 career appearances... matches the second-most appearances by a Yankees pitcher through their first 85 career games in franchise history since ER became an official stat in the AL in 1913 (Dellin Betances recorded 69G from 2011-15 and Phil Coke recorded 67G from 2008-09).

2023

- ▶ Went 4-5 with two saves and a 3.99 ERA (47.1IP, 35H, 24R/21ER, 27BB, 56K, 6HR) in 45 relief appearances with the Yankees over two stints with the club (3/30-7/31 and 9/9)... opponents batted .208/.340/.357 (35-for-168, 6HR); LH .213/.333/.330 (20-for-94, 3HR); RH .203/.348/.392 (15-for-74, 3HR).
- ▶ Recorded multiple strikeouts in 18 of his 45 appearances.
- ▶ Recorded at least four outs in 12 of his appearances... tossed at least 2.0 innings six times.
- ▶ Made his season debut on Opening Day vs. San Francisco, tossing 2.0 scoreless innings of relief (1BB, 3K).
- ▶ Did not allow an earned run in 12 of his first 14 appearances from 3/30-5/8... posted a 1.65 ERA (16.1IP, 3ER) with 22K over that span... also held opponents to a .132 BA during that stretch.
- ▶ Allowed just 2H over his first eight games from 3/30-4/22 (37BF).
- ▶ Took his first loss of the year on 4/7 at Baltimore (1.0IP, 1H, 1ER, 1BB, 2K).
- ▶ Recorded his first win of the season on 5/6 at Tampa Bay, tossing 1.1 scoreless innings (1H, 1K).
- ▶ Notched his second win on 5/8 vs. Oakland (1.0IP, 2H, 2BB, 1K)... marked the first time in his career he recorded a win in consecutive appearances.
- ▶ Allowed a career-high-tying 3ER in 1.0IP on 5/16 at Toronto (4H, 1K, 1HR).
- ▶ Earned his first career save on 5/18 at Toronto, tossing a perfect ninth inning (1.0IP).
- ▶ Tossed 2.0 scoreless innings in back-to-back relief appearances for the first time in his career from 5/20-23.
- ▶ Did not allow an earned run in 11 straight appearances from 5/28-6/29... marked the second-longest such streak of his career, trailing only a 15-game streak from 5/22 (G1)-7/28/22.
- ▶ Allowed 9R/ER over an eight-game stretch from 5/11-26.
- ▶ Allowed just 1ER over a 14-game span from 5/28-7/6, posting a 0.66 ERA (13.2IP, 1ER) and 15K over that stretch.
- ▶ Took his second loss of the year on 5/31 at Seattle after allowing the automatic runner to score on a "walk-off" single to Cal Raleigh in the 10th inning (0.0IP, 1H, 1R/0ER).
- ▶ Tossed 2.1 scoreless innings and set a career high with 4K in Game 2 on 6/8 vs. Chicago-AL (1BB).
- ▶ Recorded his third loss on 6/11 vs. Boston after allowing the automatic runner to score in the 10th inning (1.0IP, 1H, 1R/0ER).
- ▶ Earned his third win of the season on 6/13 at New York-NL (1.0IP, 1H, 1BB).
- ▶ Recorded his second career save on 6/24 vs. Texas (1.0IP, 1H, 1BB, 2K).
- ▶ Notched his fourth win of the year on 6/25 vs. Texas after tossing a scoreless eighth inning (1.0IP, 1H).
- ▶ Posted a 9.82 ERA (7.1IP, 8ER) in eight games from 7/7-30.
- ▶ Recorded his fourth loss of the season on 7/9 vs. Chicago-NL after allowing 2ER without recording an out (0.0IP, 1H, 2BB).
- ▶ Recorded his fifth loss of the year on 7/16 at Colorado after surrendering a "walk-off" HR to Alan Trejo in the 11th inning (0.0IP, 1H, 1ER, 1HR).
- ▶ Tossed a career-high 2.2 scoreless innings on 7/30 at Baltimore (4K, 1HP)... his 4K matched his career high (also 4K on 6/8-G2 vs. Chicago-AL).
- ▶ Was optioned to Triple-A Scranton/Wilkes-Barre on 7/31 and made just one Major League appearance over the final two months of the season.
- ▶ In 14 games with the RailRiders, went 0-1 with one save and an 8.80 ERA (15.1IP, 12H, 16R/15ER, 18BB, 13K, 2HR, 2HP).



2022

- ▶ Made his first career Opening Day roster and saw his first Major League action, going 1-0 with a 2.05 ERA (44.0IP, 22H, 12R/10ER, 24BB, 56K, 2HR) in 40 relief appearances over four stints with the Yankees (4/8-28, 5/8-11, 5/21-8/6, 8/17-10/5)...opponents batted .149/.289/.236 (22-for-148, 2HR); LH .146/.247/.232 (12-for-82, 1HR); RH .152/.333/.242 (10-for-66, 1HR)...posted an 11.45 K/9.0IP and a 0.41 HR/9.0IP ratio.
- ▶ Among pitchers who faced at least 75 batters, his .149 opponents' BA was the sixth-lowest in the Majors.
- ▶ Did not allow a hit in 16 of his first 19 career appearances and 22 of his first 27 career appearances, marking the most such games by any Major League pitcher through his first 19 and 27 career appearances.
- ▶ Recorded at least 1K in 33 of his 40 outings, matching the most games by a Yankee reliever with at least 1K in his first 40 career appearances (also: Joba Chamberlain recorded 33 from 2007-08 and Dellin Betances recorded 33 from 2013-14).
- ▶ Did not allow an earned run in 34 of his first 40 career appearances...is tied for the most such appearances by a Yankees pitcher through their first 40 career games in franchise history since ER became an official stat in the AL in 1913 (also Joba Chamberlain - 34 from 2007-08).
- ▶ Recorded at least four outs in 14 appearances...tossed at least 1.2IP in seven appearances.
- ▶ Did not allow an earned run in 32 of his final 36 appearances from 5/22(G1)-10/2, posting a 1.13 ERA (40.0IP, 5ER) in that span...opponents hit just 16-for-130 (.123) against him in that stretch.
- ▶ Was the first Yankees relief pitcher in franchise history to record at least 1K in each of his first 12 career appearances (4/9-6/19).
- ▶ Did not allow a run in 17 of his first 19 career appearances, tied with Joba Chamberlain for the most scoreless appearances by a Yankees pitcher through their first 19 career games in franchise history.
- ▶ Made his Major League debut on 4/9 vs. Boston, tossing a scoreless fourth inning in relief (1BB, 2K)...entered the game with no outs in the fourth and stranded an inherited runner...struck out Bobby Dalbec for his first career strikeout.
- ▶ Posted an 11.25 ERA (4.0IP, 5ER) in his first four appearances of the season from 4/9-4/28 before being optioned to Triple-A Scranton/Wilkes-Barre on 4/28.
- ▶ His 4H and 3ER on 4/28 vs. Baltimore set career highs (0.2IP, 2K).
- ▶ Was recalled on 5/8 but did not pitch before being optioned again to Triple-A Scranton/Wilkes-Barre on 5/11.
- ▶ Recorded a 19.0 inning scoreless streak from (5/22-G1-7/28)...was the second-longest scoreless streak by a Yankee in 2022 (Holmes: 31.1 scoreless IP).
- ▶ Allowed just 1R over 23 appearances from 5/22(G1)-8/22, going 1-0 with a 0.33 ERA (27.1IP, 1ER) during that stretch...held opponents to a .049 BA (4-for-82) in that span.
- ▶ Earned his first Major League win on 6/10 vs. Chicago-NL after tossing a scoreless 13th inning (1.0IP, 1BB, 1K).
- ▶ Was placed on the 15-day injured list on 7/3 with right shoulder inflammation...combined to make two rehab appearances with Triple-A Scranton/Wilkes-Barre and Double-A Somerset, posting a 4.50 ERA (2.0IP, 1H, 1ER, 0BB, 5K, 1HR)...was reinstated on 7/24...missed 17 team games.
- ▶ Did not allow a hit in 11 consecutive appearances from 6/10-7/28, tied with Tommy Kahnle (11-game streak from 4/14-5/5/19) for the second-longest hitless streak in franchise history (in terms of games), trailing only Paul Assenmacher's 12-game streak from 8/2-29/93...according to STATS, his 57 consecutive batters faced without allowing a hit was the third-longest such streak in the Majors since 1974 (Cleveland's Dennis Eckersley did not allow a hit to 71 consecutive batters in 1977 and the Yankees' Dwight Gooden did not allow a hit to 57 consecutive batters faced in 1996).
- ▶ Was optioned to Triple-A Scranton/Wilkes-Barre on 8/6...made two scoreless relief appearances for the RailRiders before being recalled on 8/17.
- ▶ Over his final nine appearances from 9/7(G1)-10/2, recorded 15K in 9.0IP.
- ▶ Made his final appearance of the season on 10/2 vs. Baltimore (1.0IP) and exited the game in the eighth inning due to a shin injury.
- ▶ Was placed on the 15-day injured list on 10/4 (retroactive to 10/3) with a stress reaction to the right shin...missed the final three games of the season.
- ▶ Made eight total appearances with Triple-A Scranton/Wilkes-Barre, going 1-0 with a 2.79 ERA (9.2IP, 10H, 3R/ER, 4BB, 21K, 3HR).

2021

- ▶ Split the season with Double-A Somerset and Triple-A Scranton/Wilkes-Barre, going 2-1 with five saves and a 2.04 ERA (66.1IP, 35H, 16R/15ER, 27BB, 105K, 4HR) in 40 combined relief appearances...held opponents to a .153 BA (35-for-229)...led all Yankees minor leaguers with a 14.25 K/9 ratio and 39.9% strikeout rate (min. 60.0IP) and tied for lead in games pitched...ranked second in ERA (min. 60.0IP) and tied for fifth in saves.
- ▶ Began the year with Double-A Somerset, going 1-1 with three saves and a 1.82 ERA (39.2IP, 17H, 8ER, 19BB, 64K, 2HR) in 22 relief appearances...recorded a combined no-hitter with Luis Severino and Shawn Semple on 8/8 vs. Bowie (1.0IP, 1BB, 1K)...surrendered a walk with one out in the ninth inning, Bowie's only baserunner of the game...marked the first no-hitter in Somerset Patriots franchise history.
- ▶ Was promoted to Triple-A Scranton/Wilkes-Barre on 8/10 and went 1-0 with two saves and a 2.36 ERA (26.2IP, 18H, 8R/7ER, 8BB, 41K, 2HR) in 18 relief outings.
- ▶ Following the season, was tabbed by *Baseball America* as having the "Best Changeup" among Yankees farmhands...was also named an Organization All-Star by MiLB.com.
- ▶ Was added to the Yankees' 40-man roster on 11/19.



2020

- ▶ Did not pitch due to the COVID-19 pandemic.

2019

- ▶ Spent the season with Single-A Charleston, recording four saves with a 4.18 ERA (32.1IP, 23H, 18R/15ER, 18BB, 40K, 0HR) without recording a decision in 18 relief appearances.

2018

- ▶ Split the season between Rookie-level Pulaski and short-season Single-A Staten Island, going 0-2 with four saves and a 4.76 ERA (34.0IP, 36H, 21R/18ER, 6BB, 54K, 1HR) in 17 relief appearances.
- ▶ Began the season with Rookie-level Pulaski, going 0-2 with two saves and a 1.77 ERA (20.1IP, 15H, 7R/4ER, 3BB, 33K, 1HR) in 10 relief appearances.
- ▶ Was promoted to short-season Single-A Staten Island on 8/9 and recorded two saves and a 9.22 ERA (13.2IP, 21H, 14ER, 3BB, 21K) in seven relief appearances.

2017

- ▶ Made his professional debut with the GCL Yankees East, going 3-0 with five saves and a 2.30 ERA (15.2IP, 12H, 4ER, 6BB, 15K) in 13 relief appearances...his five saves were tied for the third-most in the Gulf Coast League.

PERSONAL

- ▶ Last name is pronounced "mair-uh-NAH-chee-oh."
- ▶ Pitched three seasons at Delaware (2015-17), going 15-10 with two complete games, three saves and a 3.90 ERA (207.2IP, 197H, 105R/90ER, 83BB, 184K) in 47 appearances (32 starts) for the Blue Hens...was named to the CAA Second Team and ACBA/Rawlings All-East Second Team as a redshirt junior in 2017.
- ▶ Played baseball and basketball at Toms River North H.S. (N.J.).

Marinaccio's Career Pitching Record

Year	Club	W	L	ERA	G	GS	CG	SHO	SV	IP	H	R	ER	HR	HP	BB	SO	WP	BK
2017	GCL Yankees East	3	0	2.30	13	0	0	0	5	15.2	12	4	4	0	1	6	15	2	0
2018	Pulaski	0	2	1.77	10	0	0	0	2	20.1	15	7	4	1	2	3	33	0	0
	Staten Island	0	0	9.22	7	0	0	0	2	13.2	21	14	14	0	0	3	21	1	0
2019	Charleston	0	0	4.18	18	0	0	0	4	32.1	23	18	15	0	3	18	40	3	0
2020	Did Not Pitch - COVID-19 Pandemic																		
2021	Somerset	1	1	1.82	22	0	0	0	3	39.2	17	8	8	2	3	19	64	3	0
	Scranton/WB	1	0	2.36	18	0	0	0	2	26.2	18	8	7	2	2	8	41	0	1
2022	YANKEES - a, b	1	0	2.05	40	0	0	0	0	44.0	22	12	10	2	6	24	56	5	0
	Scranton/WB	1	0	2.79	8	0	0	0	0	9.2	10	3	3	3	0	4	21	0	1
	Somerset	0	0	0.00	1	0	0	0	0	1.0	0	0	0	0	0	0	3	0	0
2023	YANKEES	4	5	3.99	45	0	0	0	2	47.1	35	24	21	6	7	27	56	2	0
	Scranton/WB	0	1	8.80	14	0	0	0	1	15.1	12	16	15	2	2	18	13	0	0
Minor League Totals		6	4	3.61	111	0	0	0	19	174.1	128	78	70	10	13	79	251	9	2
Major League Totals		5	5	3.05	85	0	0	0	2	91.1	57	36	31	8	13	51	112	7	0

Selected by the Yankees in the 19th round of the 2017 First-Year Player Draft.

a – Placed on the 15-day injured list from July 3-24, 2022 with right shoulder inflammation.

b – Placed on the 15-day injured list from October 4, 2022 (retroactive to October 3) to the end of the season with a stress reaction to the right shin.

Marinaccio's Career Fielding Record

Position	PCT	G	PO	A	E	TC	DP
Pitcher	1.000	85	9	6	0	15	0

Marinaccio's Career Bests and Streaks

COMPLETE GAMES: None. **LOW-HIT COMPLETE GAME:** None. **IP (START):** None. **IP (RELIEF):** 2.2, 7/30/23 at BAL. **HITS:** 4 - 2 times (last on 5/16/23 at TOR). **RUNS:** 3 - 2 times (last on 5/16/23 at TOR). **EARNED RUNS:** 3 - 2 times (last on 5/16/23 at TOR). **WALKS:** 2 - 11 times (last on 9/9/23 vs. MIL). **STRIKEOUTS:** 4 - 2 times (last on 7/30/23 at BAL). **HOME RUNS:** 2, 7/23/23 vs. KC. **WINNING STREAK:** 2g - 2 times (last from 6/13-25/23). **LOSING STREAK:** 2g - 2 times (last from 7/9/23-pres). **SCORELESS STREAK (IP):** 19.0, from 5/22(G1)-7/28/22.

Pitcher of the Month: None

Player of the Week: None

Rookie of the Month: None

ALL IN THE FAMILY

There have been eight sets of brothers to each play for the Yankees...Homer (1912) and Tommy (1912) Thompson; Bobby (1957-60) and Billy (1960) Shantz; Felipe (1971-73) and Matty (1973) Alou; Phil (1984-85) and Joe (1985-87) Niekro; Al (1987-89, 2005) and Mark (1990) Leiter; Pascual (1990-91) and Mélido (1992-95) Pérez; Marcus (1989) and Matt (2005) Lawton; and Donzell (2001) and Darnell (2012) McDonald.

1B Ike Davis made his Yankees debut in 2016 and his father, Ron Davis was a relief pitcher for the team from 1978-81. According to the *Elias Sports Bureau*, the duo joins Yogi and Dale Berra as the only father/son player combos in Yankees history.



CODY MORRIS • RHP

82

HT: 6-4 • **WT:** 235 • **BATS:** R • **THROWS:** R
BIRTHDATE: 11/4/96 • **OPENING DAY AGE:** 27
BIRTHPLACE: Columbia, Md.
RESIDES: Laurel, Md.
COLLEGE: University of South Carolina
M.L. SERVICE: 1 year, 99 days



STATUS

- ▶ Acquired by the Yankees from the Cleveland Guardians in exchange for OF Estevan Florial on December 26, 2023.

2023

- ▶ Made six relief appearances for the Guardians, posting a 6.75 ERA (8.0IP, 10H, 6R/ER, 6BB, 9K, 3HR) over three stints with the club (3/30-6/16, 7/6-17 and 8/25-9/1)...opponents batted .313/.421/.719 (10-for-32, 3HR); LH .556/.692/1.444 (5-for-9, 2HR); RH .217/.280/.435 (5-for-23, 1HR).
- ▶ Four of his six appearances were scoreless.
- ▶ Began the season on the 60-day injured list with a right teres major strain...combined to make four rehab appearances with Double-A Akron and Triple-A Columbus, posting a 1.08 ERA (8.1IP, 1ER)...did not allow an earned run in three appearances with Double-A Akron (5.1IP, 2H, 1R/0ER, 2BB, 5K) before making a rehab appearance with Triple-A Columbus (3.0IP, 3H, 1R/ER, 2BB, 3K, 1HR)...was reinstated from the I.L. on 6/11.
- ▶ Including his rehab stint, made 18 appearances (one start) with Triple-A Columbus, going 2-1 with a 3.74 ERA (33.2IP, 20H, 14R/ER, 25BB, 40K, 5HR).
- ▶ Was acquired by the Yankees from the Cleveland Guardians in exchange for OF Estevan Florial on 12/26.

2022

- ▶ Saw his first Major League action with the Cleveland Guardians, going 1-2 with a 2.28 ERA (23.2IP, 21H, 8R/6ER, 12BB, 23K, 3HR) in seven games (five starts)...opponents batted .241/.330/.379 (21-for-87, 3HR), LH .256/.348/.513 (10-for-39, 3HR); RH .229/.315/.271 (11-for-48, 0HR).
- ▶ As a starter, went 1-2 with a 2.18 ERA (20.2IP, 5ER) and 20K.
- ▶ Began the season on the 60-day injured list with a right back strain...combined to post a 1.69 ERA (21.1IP, 9H, 5R/4ER, 6BB, 39K, 2HR) in nine rehab games (six starts) with the ACL Guardians and Triple-A Columbus...made three rehab starts with the ACL Guardians and did not allow an earned run (6.0IP, 4H, 1R/0ER, 0BB, 9K, 0HR)...in six rehab games (three starts) with Triple-A Columbus, recorded one save with a 2.35 ERA (15.1IP, 5H, 4R/ER, 6BB, 30K, 2HR).
- ▶ Was reinstated from the injured list on 9/1.
- ▶ Made his Major League debut in a start on 9/2 vs. Seattle and took the loss (2.0IP, 4H, 3R/2ER, 2BB, 3K, 1HR, 1WP)...struck out Eugenio Suárez looking in the first inning for his first Major League strikeout.
- ▶ Tossed 4.0 scoreless innings on 9/7 at Kansas City (3H, 1BB, 2K).
- ▶ Recorded the loss on 9/18 vs. Minnesota despite allowing just 1R/ER in a career-high 6.0IP (6H, 1BB, 6K, 1HR).
- ▶ Earned his first Major League win on 9/23 at Texas (5.0IP, 4H, 2R/1ER, 2BB, 5K, 0HR).
- ▶ Made his final two appearances out of the bullpen, posting a 3.00 ERA (3.0IP, 1ER).
- ▶ Was not on the Guardians' Wild Card Series roster...was on Cleveland's ALDS roster vs. the Yankees.
- ▶ Made one postseason appearance, tossing 2.0 perfect innings of relief in ALDS Game 4 vs. the Yankees (3K).

2021

- ▶ Combined with the ACL Indians, Double-A Akron and Triple-A Columbus to go 2-2 with a 1.62 ERA (61.0IP, 41H, 16R/11ER, 20BB, 93K, 3HR) in 15 games (14 starts)...his 93K were the 10th most among Cleveland minor leaguers.
- ▶ Made his season debut with the ACL Indians, striking out 12-of-16BF (1GS, 4.1IP, 2H, 2R/1ER, 1BB, 1HR).
- ▶ Was transferred to Double-A Akron on 7/5 and posted a 1.35 ERA (20.0IP, 14H, 3R/ER, 7BB, 29K, 1HR) in five starts.
- ▶ Was promoted to Triple-A Columbus on 8/2 and went 2-2 with a 1.72 ERA (36.2IP, 25H, 11R/7ER, 12BB, 52K, 1HR) in nine games (eight starts).
- ▶ Was added to Cleveland's 40-man roster on 11/19.

2020

- ▶ Did not pitch due to the COVID-19 pandemic.



2019

- ▶ In his professional debut, combined with Single-A Lake County and Single-A Lynchburg to go 7-4 with a 4.35 ERA (89.0IP, 95H, 51R/43ER, 27BB, 111K, 7HR) in 21 games (20 starts)...his 111K were the seventh-most among Cleveland minor leaguers.
- ▶ Began the year with Single-A Lake County, going 5-2 with a 3.20 ERA (45.0IP, 41H, 20R/16ER, 10BB, 56K, 1HR) in 10 games (nine starts).
- ▶ Was promoted to Single-A Lynchburg on 6/24 and went 2-2 with a 5.52 ERA (44.0IP, 54H, 31R/27ER, 17BB, 55K, 6HR) in 11 starts.

PERSONAL

- ▶ Full name is Cody McKinley Morris.
- ▶ Attended Reservoir High School in Fulton, Md...as a junior, went 8-1 with a 0.99 ERA and 88K...was named a 2014 Louisville Slugger First-Team High School All-American by *Collegiate Baseball*...was also named First-Team Underclass All-American by *Perfect Game*...was named the 2014 Gatorade Maryland Baseball Player of the Year after leading Reservoir to the 2014 Maryland 3A state championship...during his senior season, was limited to 12.0 innings (26K) due to a season-ending reconstructive elbow surgery.
- ▶ Pitched two seasons at the University of South Carolina after red-shirting in 2016...went 12-5 with a 3.52 ERA (122.2IP, 48ER) and 134K in 26 starts over two seasons...went 9-3 with a 3.46 ERA (83.1IP, 32ER) and 87K in 16 starts during his sophomore year, leading the team in wins...as a freshman, went 3-2 with a 3.66 ERA (39.1IP, 16ER) and 47K in 10 starts in 2017 for the Gamecocks.
- ▶ His cousin is Jack Saunderson, a U.S. National Team swimmer.

Morris' Career Pitching Record

Year	Club	W	L	ERA	G	GS	CG	SHO	SV	IP	H	R	ER	HR	HP	BB	SO	WP	BK	
2019	Lake County	5	2	3.20	10	9	0	0	0	45.0	41	20	16	1	3	10	56	4	0	
	Lynchburg	2	2	5.52	11	11	0	0	0	44.0	54	31	27	6	2	17	55	6	0	
2020	Did Not Pitch - COVID-19 Pandemic																			
2021	ACL Indians	0	0	2.08	1	1	0	0	0	4.1	2	2	1	1	0	1	12	1	0	
	Akron	0	0	1.35	5	5	0	0	0	20.0	14	3	3	1	2	7	29	2	0	
	Columbus	2	2	1.72	9	8	0	0	0	36.2	25	11	7	1	0	12	52	1	1	
2022	ACL Guardians - a	0	0	0.00	3	3	0	0	0	6.0	4	1	0	0	0	0	9	0	0	
	Columbus	0	0	2.35	6	3	0	0	1	15.1	5	4	4	2	0	6	30	3	0	
	CLEVELAND	1	2	2.28	7	5	0	0	0	23.2	21	8	6	3	0	12	23	1	0	
2023	Akron - b	0	0	0.00	3	3	0	0	0	5.1	2	1	0	0	1	2	5	0	0	
	Columbus	2	1	3.74	18	1	0	0	0	33.2	20	14	14	5	2	25	40	2	0	
	CLEVELAND - c	0	0	6.75	6	0	0	0	0	8.0	10	6	6	3	0	6	9	0	0	
Minor League Totals		11	7	3.08	66	44	0	0	1	210.1	167	87	72	17	10	80	288	19	1	
Major League Totals		1	2	3.41	13	5	0	0	0	31.2	31	14	12	6	0	18	32	1	0	

Selected by Baltimore in the 32nd round of the 2015 First-Year Player Draft but did not sign.

Selected by Cleveland in the seventh round of the 2018 First-Year Player Draft.

a - Placed on the 60-day injured list from March 24 - September 1, 2022 with a right back strain.

b - Placed on the 60-day injured list from March 30 - June 11, 2023 with a right teres major strain.

c - Acquired by the Yankees from the Cleveland Guardians in exchange for OF Estevan Florial on December 26, 2023.

Morris' Postseason Record

Year	Club vs. Opp.	W	L	ERA	G	GS	CG	SHO	SV	IP	H	R	ER	HR	HP	BB	SO	WP	BK
2022	CLE vs. NYY (DS)	0	0	0.00	1	0	0	0	0	2.0	0	0	0	0	0	0	3	0	0
LDS Totals		0	0	0.00	1	0	0	0	0	2.0	0	0	0	0	0	0	3	0	0
POSTSEASON TOTALS		0	0	0.00	1	0	0	0	0	2.0	0	0	0	0	0	0	3	0	0

Morris' Career Fielding Record

Position	PCT	G	PO	A	E	TC	DP
Pitcher	1.000	13	2	1	0	3	1

Morris' Career Bests and Streaks

COMPLETE GAMES: None. **LOW-HIT COMPLETE GAME:** None. **IP (START):** 6.0, 9/18/22 vs. MIN. **IP (RELIEF):** 2.0 - 3 times (last on 8/30/23 at MIN). **HITS:** 6, 9/18/22 vs. MIN. **RUNS:** 4, 7/14/23 at TEX. **EARNED RUNS:** 4, 7/14/23 at TEX. **WALKS:** 5, 9/13/22 vs. LAA. **STRIKEOUTS:** 6, 9/18/22 vs. MIN. **HOME RUNS:** 3, 7/14/23 at TEX. **WINNING STREAK:** 1g, 9/23/22-pres. **LOSING STREAK:** 2g, 9/2-18/22. **SCORELESS STREAK (IP):** 6.0, 9/7-13/22.

Pitcher of the Month: None

Player of the Week: None

Rookie of the Month: None



CARLOS NARVÁEZ • C



94

HT: 6-0 • **WT:** 228 • **BATS:** R • **THROWS:** R
BIRTHDATE: 11/26/98 • **OPENING DAY AGE:** 25
BIRTHPLACE: Maracay, Venezuela
RESIDES: Maracay, Venezuela
M.L. SERVICE: None (Rookie)

STATUS

- ▶ Signed by the Yankees as a minor league free agent on October 21, 2022.

2023

- ▶ Combined with Double-A Somerset and Triple-A Scranton/Wilkes-Barre to hit .239 (82-for-343) with 48R, 18 doubles, 12HR, 44RBI, 64BB, 9HP and 6SB in 100 games...combined to throw out 17-of-81 (21.0%) attempted base stealers.
- ▶ Began the season with Double-A Somerset, batting .235 (12-for-51) with 7R, 5 doubles, 2HR, 5RBI, 7BB and 15B in 16 games.
- ▶ Was promoted to Triple-A Scranton/Wilkes-Barre on 5/9 and hit .240 (70-for-292) with 41R, 13 doubles, 10HR, 39RBI, 57BB and 5SB in 84 games.
- ▶ Following the season, hit .256 (33-for-129) with 20R, 9 doubles, 2HR, 24RBI and 17BB in 40 games with the Cardenales de Lara of the Venezuelan Winter League.
- ▶ Following the season, was tabbed by *Baseball America* "Best Defensive Catcher" in the Yankees system.

2022

- ▶ Spent the entire season with High-A Hudson Valley, hitting .194 (48-for-248) with 37R, 12 doubles, 1 triple, 11HR, 35RBI, 45BB and 4SB in 79 games...threw out 34-of-101 (33.7%) attempted base stealers.

2021

- ▶ Combined to hit .253 (66-for-261) with 53R, 9 doubles, 9HR, 43RBI, 48BB and 3SB in 76 games with Low-A Tampa and High-A Hudson Valley...threw out 20-of-101 (19.8%) attempted base stealers.

2020

- ▶ Did not play due to the COVID-19 pandemic.

2019

- ▶ In 43 games with short-season Single-A Staten Island, hit .265 (39-for-147) with 17R, 6 doubles, 1HR, 13RBI, 17BB and 15B...threw out 18-of-43 (41.9%) attempted base stealers.

2018

- ▶ Combined with Rookie-level Pulaski and short-season Single-A Staten Island to bat .259 (30-for-116) with 18R, 3 doubles, 1HR, 9RBI and 24BB in 35 games...combined to throw out 21-of-62 (33.9%) attempted base stealers.
- ▶ Spent the majority of the season with Rookie-level Pulaski, hitting .280 (30-for-107) with 18R, 3 doubles, 1HR, 9RBI and 24BB in 32 games...also appeared in three games for short-season Single-A Staten Island (0-for-9).

2017

- ▶ Hit .255 (27-for-106) with 13R, 1 double, 1HR, 11RBI and 15BB in 32 games with the GCL Yankees West...threw out 10-of-31 (32.3%) attempted base stealers.

2016

- ▶ In his professional debut, hit .338 (45-for-133) with 17R, 9 doubles, 1 triple, 1HR, 24RBI and 8BB in 35 games with the DSL Yankees 1...threw out 36-of-65 (55.4%) attempted base stealers.

PERSONAL

- ▶ Full name is Carlos Luis Narváez Olivo.

Narváez's Career Batting Record

Year	Club	AVG	G	AB	R	H	2B	3B	HR	RBI	SH	SF	HP	BB	SO	SB	CS	E	OBP	SLG
2016	DSL Yankees 1	.338	35	133	17	45	9	1	1	24	0	0	3	8	8	0	0	3	.389	.444
2017	GCL Yankees West	.255	32	106	13	27	1	0	1	11	0	1	2	15	22	0	0	2	.355	.292
2018	Pulaski	.280	32	107	18	30	3	0	1	9	0	0	1	24	26	0	1	6	.417	.336
	Staten Island	.000	3	9	0	0	0	0	0	0	0	0	0	2	0	0	1	.000	.000	
2019	Staten Island	.265	43	147	17	39	6	0	1	13	1	2	3	17	21	1	0	11	.349	.327
2020																				
2021	Tampa	.239	60	205	41	49	8	0	7	30	0	3	3	43	76	2	0	10	.374	.380
	Hudson Valley	.304	16	56	12	17	1	0	2	13	0	2	2	5	18	1	0	3	.369	.429
2022	Hudson Valley	.194	79	248	37	48	12	1	11	35	0	2	5	45	87	4	2	9	.327	.383
2023	Somerset	.235	16	51	7	12	5	0	2	5	0	0	2	7	17	1	2	2	.350	.451
	Scranton/WB	.240	84	292	41	70	13	0	10	39	0	3	7	57	91	5	1	11	.373	.387
	Minor League Totals	.249	400	1354	203	337	58	2	36	179	1	13	28	221	368	14	6	58	.363	.374

Signed by the Yankees as a non-drafted free agent on July 2, 2015.



OSWALD PERAZA • INF

91

HT: 6-0 • **WT:** 200 • **BATS:** R • **THROWS:** R
BIRTHDATE: 6/15/00 • **OPENING DAY AGE:** 23
BIRTHPLACE: Barquisimeto, Venezuela
RESIDES: Barquisimeto, Venezuela
M.L. SERVICE: 123 days



STATUS

- ▶ Signed by the Yankees as a non-drafted free agent on July 2, 2016.

CAREER NOTES

- ▶ Was the first Yankee to be born in the year 2000-or-later and appear in a game for the club.

2023

- ▶ Batted .191 (33-for-173) with 15R, 8 doubles, 2HR, 14RBI, 13BB and 4SB in 52 games over three stints with the Yankees (4/16-5/19, 7/16-28 and 8/22-10/1)...appeared defensively at 3B (36G/33GS), 2B (10G/9GS) and SS (6G/6GS).
- ▶ Began the season at Triple-A Scranton/Wilkes-Barre before being recalled on 4/16.
- ▶ Stole a base in three straight games from 5/3-7/17.
- ▶ Entered the game on 5/3 vs. Cleveland in the ninth inning as a pinch runner...stole his second base of the season before leaving the game with an injury.
- ▶ Was placed on the 10-day injured list on 5/9 (retroactive to 5/6) with a right ankle sprain...began a rehab assignment with Triple-A Scranton/Wilkes-Barre on 5/14...was returned from rehab, reinstated from the 10-day injured list and optioned to Triple-A Scranton/Wilkes-Barre on 5/19...missed 14 team games.
- ▶ Hit an RBI single in the 11th inning on 7/16 at Colorado...had entered the game as a pinch runner in the ninth inning and remained in the game at 3B.
- ▶ Reached base a career-high five times, including a career-high 4BB, on 7/17 at Los Angeles-AL...was just the third Yankee since 2020 to record 4BB in a game (also Aaron Judge on 9/27/22 at Toronto and DJ LeMahieu on 7/11/21 at Houston)...at 23 years, 32 days, was the fourth-youngest player in franchise history to record at least 4BB in a game...trailed only Wally Pipp (22 years, 140 days; 4BB on 7/7/1915 vs. Philadelphia-AL-G1), John Ellis (22 years, 246 days; 4BB on 4/24/71 vs. Minnesota) and Charlie Keller (22 years, 339 days; 5BB on 8/17/39 vs. Washington-AL)...also started in the leadoff spot in the batting order for the first time in his career.
- ▶ Was one of four Venezuela-born players to appear in the same starting lineup for the Yankees eight times over a span from 8/27-9/30 (also Oswaldo Cabrera, Everson Pereira and Gleyber Torres)...prior to this season, the Yankees had four Venezuela-born players in the same starting lineup just four times in franchise history (Cabrera, Marwin Gonzalez, Peraza and Torres each started in four games in September 2022).
- ▶ Was one of four Yankees players age 23-or-younger to start in six games over a nine-game stretch from 9/1-9 (also Jasson Domínguez, Everson Pereira and Anthony Volpe)...marked the first time the Yankees had four players 23-or-younger start in the same game since 9/18/69 vs. Washington-AL (Ron Blomberg-21, Frank Tepedino-21, Thurman Munson-22 and Bobby Murcer-23).
- ▶ Batted .347/.347/.510 (17-for-49) with 3R, 5 doubles, 1HR and 6RBI over a 12-game stretch from 9/2-16...also hit safely in a career-high nine straight games from 9/6-16, batting .342 (13-for-38) with 3R, 3 doubles, 1HR and 4RBI...marked the longest hitting streak by a Yankee age 23-or-younger since Gleyber Torres recorded an 11-game streak from 5/9-22/19 at age 22.
- ▶ Was one of six Yankees players age 24-or-younger to start from 9/2-3 (also Oswaldo Cabrera, Jasson Domínguez, Everson Pereira, Anthony Volpe and Austin Wells)...it marked the first time the Yankees had six players 24-or-younger start in the same game since 9/11/69 at Washington-AL and just the fifth and sixth such occurrences in the last 91 years (since 1933)...marked the first time since 9/18/32-G2 that the Yankees had six such position players start in the same game.
- ▶ Set a career-high with 3H and hit a go-ahead RBI single in the second inning on 9/2 at Houston...with Oswaldo Cabrera, Everson Pereira and Austin Wells all driving in a run as well, it marked just the 12th time since 1920 (when RBI became an official stat) that the Yankees had four players 24-or-younger record an RBI in the same game and just the second time in the last 68 years (since 1956)...John Ellis (21), Thurman Munson (23), Jerry Kenney (24) and Bobby Murcer (24) also did so on 6/21/70 at Boston (confirmed by *Elias*).
- ▶ Recorded a career-high-tying 3H on 9/6 vs. Detroit, including an RBI double in the third inning...marked his third career game with three hits and his second in a four-game span (also 3H on 9/2/23 at Houston and 9/7/22-G1 vs. Minnesota)...Jasson Domínguez (20) also recorded 3H in the game, marking just the second time in the last 51 years (since 1973) that the Yankees had two players age 23-or-younger record at least three hits in the same game...Gary Sánchez (23) and Ronald Torreyes (23) also did so on 8/19/16 at Los Angeles-AL.
- ▶ Hit his first home run of the season - and second of his career - on 9/14-Game 2 at Boston with a two-run shot in the ninth inning.



- ▶ Hit a game-tying solo HR in the seventh inning and drew a bases-loaded game-tying walk in the eighth on 9/25 vs. Arizona.
- ▶ In 63 games with Triple-A Scranton/Wilkes-Barre (including rehab games), hit .268/.357/.479 (70-for-261) with 48R, 9 doubles, 2 triples, 14HR, 36RBI, 29BB and 16SB...appeared defensively at SS (45G/45GS), 2B (8G/8GS) and 3B (5G/5GS).
- ▶ Following the season, appeared in 21 games with the Leones del Caracas of the Venezuelan Winter League, batting .216 (16-for-74) with 13R, 4 doubles, 1HR, 6RBI and 6BB.

2022

- ▶ Saw his first Major League action with the Yankees, batting .306/.404/.429 (15-for-49) with 8R, 3 doubles, 1HR, 2RBI, 6BB, 2HP and 2SB in 18 games...appeared defensively at SS (12G/11GS) and 2B (4G/3GS).
- ▶ Began the season with Triple-A Scranton/Wilkes-Barre, batting .259 (100-for-386) with 57R, 16 doubles, 19HR, 50RBI, 34BB and 33SB in 99 games...his 19HR were a career high...played 89 games at SS and 10 games at 2B.
- ▶ Over his final 53 games with the RailRiders, hit .316/.382/.560 (66-for-209) with 42R, 9 doubles, 14HR, 35RBI, 18BB and 22SB.
- ▶ At the time of his call-up on 9/1, his 33SB were the third-most in the International League and tied for the fifth-most among all Triple-A players.
- ▶ Was recalled from Triple-A Scranton/Wilkes-Barre on 9/1...made his Major League debut on 9/2 at Tampa Bay, entering the game as a pinch hitter in the ninth inning and striking out in his only AB.
- ▶ Made his first career start at SS on 9/3 at Tampa Bay.
- ▶ Over his final 15 games of the season (from 9/7-G1-10/5), batted .357/.449/.500 (15-for-42) with 8R, 3 doubles, 1HR, 2RBI, 6BB, 1HP and 2SB...his .449 OBP was tied for the sixth-highest in the Majors (tied for fourth in the AL) over that span (min. 40AB).
- ▶ Recorded his first three career hits in Game 1 on 9/7 vs. Minnesota...picked up his first Major League hit with a double in the third inning...was the first Yankee to record at least 3H in a game within his first four career games since Garrett Cooper recorded 3H in his fourth career game on 7/17/17 at Minnesota.
- ▶ Stole his first career base in the second inning on 9/17 at Milwaukee.
- ▶ Collected his first career RBI with an RBI single in the first inning on 9/28 at Toronto.
- ▶ Hit his first career HR with a game-tying solo HR in the second inning in Game 1 on 10/4 at Texas...along with teammate Oswaldo Cabrera, became just the fourth set (seventh time) of Yankees teammates age 23-or-younger in the last 52 years (since 1971) to homer in the same game...joined Thairo Estrada and Gleyber Torres on 5/22/19 at Baltimore, Miguel Andújar and Gleyber Torres (four times in 2018) and Melky Cabrera and Robinson Canó (once in 2006).
- ▶ Was on the Yankees' ALCS roster and appeared in three games (one start)...made his only start in ALCS Game 2 at Houston, going 0-for-3.
- ▶ Following the season, was tabbed the Yankees' No. 2 prospect by *Baseball America*...was also named by the publication as the organization's "Best Defensive Infielder" and "Best Infield Arm."

2021

- ▶ Combined with High-A Hudson Valley, Double-A Somerset and Triple-A Scranton/Wilkes-Barre to hit .297 (138-for-465) with 76R, 26 doubles, 2 triples, 18HR, 58RBI, 37BB and 38SB in 115 games.
- ▶ Led Yankees minor leaguers in hits and stolen bases...ranked third in batting average, extra-base hits (46), total bases (222), runs and doubles...was tied for seventh in HR and eighth in RBI and SLG (.477).
- ▶ Began the season with High-A Hudson Valley and hit .306/.386/.532 (34-for-111) with 20R, 10 doubles, 5HR, 16RBI, 12BB and 16SB in 28 games.
- ▶ Was named the High-A "Player of the Month" for May after batting .323/.400/.570 (30-for-93) with 17R, 8 doubles, 5HR, 13RBI, 10BB and 15SB in 23 games.
- ▶ Was named the High-A East "Player of the Week" for 5/10-16 after batting .429/.500/1.143 (9-for-21) with 5R, 5HR, 8RBI, 3BB and 2SB in six games.
- ▶ Was promoted to Double-A Somerset on 6/8 and batted .294 (96-for-326) with 51R, 16 doubles, 2 triples, 12HR, 40RBI, 23BB and 20SB in 79 games...ranked fourth in the Double-A Northeast League in batting average and tied for fifth in stolen bases.
- ▶ Was promoted to Triple-A Scranton/Wilkes-Barre on 9/21...in eight games with the RailRiders, hit .286 (8-for-28) with 5R, 1HR, 2RBI, 2BB and 2SB.
- ▶ Following the season, was tabbed by *Baseball America* as the Yankees' No. 2 prospect and the No.55 prospect in baseball...was also named by *Baseball America* as the "Fastest Baserunner" and "Best Defensive Infielder" in the Yankees organization and as having the organization's "Best Infield Arm."

2020

- ▶ Did not play during the regular season due to the COVID-19 pandemic.
- ▶ Following the season, was tabbed by *Baseball America* as the Yankees' No. 6 prospect and as having the organization's "Best Infield Arm."
- ▶ Played for Cardenales de Lara of the Venezuelan Winter League, batting .250 (4-for-16) with 3R, 1 double and 4BB in six games.
- ▶ Was added to the Yankees' 40-man roster on 11/20.



2019

- ▶ Hit .263 (69-for-262) with 38R, 6 doubles, 1 triple, 4HR, 20RBI and 23SB in 65 games between short-season Single-A Staten Island and Single-A Charleston...ranked third in the Yankees organization in stolen bases.
- ▶ Began the season with short-season Single-A Staten Island, batting .241 (19-for-79) with 7R, 1 double, 1 triple, 2HR and 7RBI in 19 games.
- ▶ Was transferred to Single-A Charleston on 7/9, hitting .273 (50-for-183) with 31R, 5 doubles, 2HR, 13RBI, 16BB and 18SB in 46 games for the RiverDogs.
- ▶ Following the season, was ranked as the No. 5 prospect and as having the "Best Infield Arm" in the Yankees organization by *Baseball America*.

2018

- ▶ Spent the entire season with Rookie-level Pulaski, batting .250 (35-for-140) with 25R, 3 doubles, 2 triples, 1HR, 11RBI, 14BB and 8SB in 36 games.

2017

- ▶ Made his professional debut, batting .282 (62-for-220) with 44R, 13 doubles, 3 triples, 34RBI, 23BB and 13SB in 58 games with the DSL Yankees and the GCL Yankees West.
- ▶ Began the season with the DSL Yankees, hitting .361/.467/.556 (13-for-36) with 10R, 3 doubles, 2 triples, 10RBI, 7BB and 1SB in 10 games...joined the GCL Yankees West on 6/22 and hit .266 (49-for-184) with 34R, 10 doubles, 1 triple, 24RBI, 16BB and 12SB in 48 games.

PERSONAL

- ▶ Full name is Oswald Dair Peraza Sandoval.

Peraza's Career Batting Record

Year	Club	AVG	G	AB	R	H	2B	3B	HR	RBI	SH	SF	HP	BB	SO	SB	CS	E	OBP	SLG
2017	DSL Yankees	.361	10	36	10	13	3	2	0	10	0	1	1	7	2	1	0	5	.467	.556
	GCL Yankees West	.266	48	184	34	49	10	1	0	24	1	0	12	16	36	12	2	17	.363	.332
2018	Pulaski	.250	36	140	25	35	3	2	1	11	0	1	4	14	41	8	1	9	.333	.321
2019	Staten Island	.241	19	79	7	19	1	1	2	7	0	0	1	5	9	5	2	5	.294	.354
	Charleston	.273	46	183	31	50	5	0	2	13	1	2	6	16	28	18	5	5	.348	.333
Did Not Play - COVID-19 Pandemic																				
2021	Hudson Valley	.306	28	111	20	34	10	0	5	16	0	1	3	12	24	16	1	3	.386	.532
	Somerset	.294	79	326	51	96	16	2	12	40	0	0	4	23	82	20	8	6	.348	.466
	Scranton/WB	.286	8	28	5	8	0	0	1	2	0	1	0	2	5	2	1	1	.323	.393
2022	Scranton/WB	.259	99	386	57	100	16	0	19	50	1	1	7	34	100	33	5	11	.329	.448
	YANKEES	.306	18	49	8	15	3	0	1	2	0	0	2	6	9	2	0	0	.404	.429
2023	Scranton/WB	.268	63	261	48	70	9	2	14	36	0	2	8	29	55	16	4	8	.357	.479
	YANKEES - a	.191	52	173	15	33	8	0	2	14	0	0	5	13	50	4	3	4	.267	.272
Minor League Career		.273	436	1734	288	474	73	10	56	209	3	9	46	158	382	131	29	70	.348	.424
Major League Career		.216	70	222	23	48	11	0	3	16	0	0	7	19	59	6	3	4	.298	.306

Signed by the Yankees as a non-drafted free agent on July 2, 2016.

a - Placed on the 10-day injured list on May 9 (retroactive to May 6) - May 19, 2023 with a right ankle sprain.

Peraza's Postseason Batting Record

Year	Club vs. Opp.	AVG	G	AB	R	H	2B	3B	HR	RBI	SH	SF	HP	BB	SO	SB	CS	E	OBP	SLG
2022	NY Yankees vs. HOU (CS)	.000	3	3	0	0	0	0	0	0	0	0	0	0	2	0	0	0	.000	.000
LCS Totals		.000	3	3	0	0	0	0	0	0	0	0	0	0	2	0	0	0	.000	.000
POSTSEASON TOTALS		.000	3	3	0	0	0	0	0	0	0	0	0	0	2	0	0	0	.000	.000

Peraza's Career Fielding Record

Position	PCT	G	PO	A	E	TC	DP
Second Base	.981	14	25	27	1	53	7
Shortstop	1.000	18	21	33	0	54	5
Third Base	.964	36	18	63	3	84	5

Peraza's Career Home Run Chart

MULTI-HOMER GAMES: None. **GRAND SLAMS:** None. **PINCH-HIT HR:** None. **INSIDE-THE-PARK HR:** None. **WALK-OFF HR:** None. **LEADOFF HR:** None.

Peraza's Career Bests and Streaks

HITS: 3 - 3 times (last on 9/6/23 vs. DET). **RUNS:** 2 - 3 times (last on 9/22/23 vs. ARI). **2B:** 1 - 11 times (last on 9/29/23 at KC). **3B:** None. **HR:** 1 - 3 times (last on 9/25/23 vs. ARI). **RBI:** 2 - 3 times (last on 9/25/23 vs. ARI). **BB:** 4, 7/17/23 at LAA. **SO:** 4 - 2 times (last on 9/20/23 vs. TOR). **SB:** 1 - 6 times (last on 7/17/23 at LAA). **HIT STREAK:** 9g, 9/6-16/23. **"WALK-OFF" HITS:** None.

Player of the Month: None

Player of the Week: None

Rookie of the Month: None



EVERSON PEREIRA • OF

80

HT: 5-11 • **WT:** 203 • **BATS:** R • **THROWS:** R
BIRTHDATE: 4/10/01 • **OPENING DAY AGE:** 22
BIRTHPLACE: Cabudare, Venezuela
RESIDES: Barquisimeto, Venezuela
M.L. SERVICE: 41 days (Rookie)



STATUS

- ▶ Signed by the Yankees as a non-drafted free agent on July 2, 2017.

2023

- ▶ Saw his first Major League action with the Yankees, batting .151 (14-for-93) with 6R, 4 doubles, 10RBI, 8BB, 2HP and 4SB in 27 games...appeared defensively in left field (27G/26GS).
- ▶ Six of his 14 hits drove in a run.
- ▶ Spent the majority of the season with Double-A Somerset and Triple-A Scranton/Wilkes-Barre, batting .300/.373/.548 (91-for-303) with 53R, 17 doubles, 2 triples, 18HR, 64RBI, 32BB, 5HP, 35F and 11SB in 81 combined games...appeared defensively at all three outfield positions (30G/30GS in LF, 25G/25GS in CF, 20G/20GS in RF).
- ▶ Began the season with Double-A Somerset, hitting .291/.362/.545 (48-for-165) with 24R, 10 doubles, 1 triple, 10HR, 31RBI, 19BB and 7SB in 46 games before being promoted to Scranton/Wilkes-Barre on 7/4.
- ▶ In 35 games with Triple-A Scranton/Wilkes-Barre, hit .312/.386/.551 (43-for-138) with 29R, 7 doubles, 1 triple, 8HR, 33RBI, 13BB and 4SB.
- ▶ Was recalled from Triple-A Scranton/Wilkes-Barre on 8/22...at the time of his call up, was ranked by MLB Pipeline as the No. 3 prospect in the Yankees organization and the No. 80 prospect in all of baseball...was tabbed by *Baseball America* as the No. 4 prospect in the Yankees system and the No. 77 prospect in all of baseball.
- ▶ Made his Major League debut on 8/22 vs. Washington and walked in his first plate appearance...recorded an outfield assist in the fourth inning...in addition to Harrison Bader and Aaron Judge each recording an outfield assist in the game, it marked the Yankees' first game with three outfield assists since 7/15/07 at Tampa Bay (also three: Melky Cabrera-2 and Hideki Matsui-1)...it was the first time three different Yankees outfielders recorded an outfield assist since 6/19/87 at Boston (Ron Kittle/Mike Easler/Dave Winfield) and it marked the first time the Yankees had a left fielder (Pereira), centerfielder (Bader) and right fielder (Judge) record an outfield assist since 7/27/1980 at Kansas City (Lou Piniella/Ruppert Jones/Reggie Jackson).
- ▶ Recorded his first career RBI on a fielder's choice in the second inning on 8/23 vs. Washington.
- ▶ Picked up his first Major League hit with a double in the eighth inning on 8/24 vs. Washington.
- ▶ Was one of four Venezuela-born players to appear in the same starting lineup for the Yankees eight times over a span from 8/27-9/30 (also Oswaldo Cabrera, Oswaldo Peraza and Gleyber Torres)...prior to this season, the Yankees had four Venezuela-born players in the same starting lineup just four times in franchise history (Cabrera, Marwin Gonzalez, Peraza and Torres each started in four games in September 2022).
- ▶ Was one of four Yankees age 23-or-younger to start in six games over a nine-game stretch from 9/1-9 (also Jasson Dominguez, Oswaldo Peraza and Anthony Volpe)...marked the first time the Yankees had four players 23-or-younger start in the same game since 9/18/69 vs. Washington-AL (Ron Blomberg-21, Frank Tepedino-21, Thurman Munson-22 and Bobby Murcer-23).
- ▶ Was one of six Yankees players age 24-or-younger to start from 9/2-3 (also Oswaldo Cabrera, Jasson Dominguez, Oswaldo Peraza, Anthony Volpe and Austin Wells)...it marked the first time the Yankees had six players age 24-or-younger start in the same game since 9/11/69 at Washington-AL and just the fifth and sixth such occurrences in the last 91 years (since 1933)...marked the first time since 9/18/32-G2 that the Yankees had six such position players start in the same game.
- ▶ Hit a go-ahead RBI single in the fifth inning on 9/2 at Houston...with Oswaldo Cabrera, Oswaldo Peraza and Austin Wells all driving in a run as well, it marked just the 12th time since 1920 (when RBI became an official stat) that the Yankees had four players 24-or-younger record an RBI in the same game and just the second time in the last 68 years (since 1956)...John Ellis (21), Thurman Munson (23), Jerry Kenney (24) and Bobby Murcer (24) also did so on 6/21/70 at Boston (confirmed by *Elias*).
- ▶ Stole two bases on 9/12-G2 at Boston.
- ▶ Did not appear in a game from 9/15-24 due to a hamstring injury...missed eight team games.
- ▶ Following the season, was tabbed by *Baseball America* as the Yankees' No. 3 prospect the No. 67 overall prospect in baseball.

2022

- ▶ Combined with High-A Hudson Valley and Double-A Somerset to hit .277/.350/.469 (111-for-401) with 76R, 17 doubles, 9 triples, 14HR, 32RBI and 43BB and 21SB in 102 games.
- ▶ Began the season with High-A Hudson Valley, batting .274/.354/.455 (79-for-288) with 55R, 13 doubles, 6 triples, 9HR, 43RBI, 34BB and 19SB in 73 games.
- ▶ Was promoted to Double-A Somerset on 7/13 and hit .283/.341/.504 (32-for-113) with 21R, 4 doubles, 3 triples, 5HR, 13RBI, 9BB and 2SB in 29 games.
- ▶ Following the season, was tabbed by *Baseball America* as the Yankees' No. 4 prospect.



2021

- ▶ Combined with the FCL Yankees, Low-A Tampa and High-A Hudson Valley to hit .303/.398/.686 (57-for-188) with 47R, 10 doubles, 1 triple, 20HR, 57RBI, 28BB and 9SB in 49 games.
- ▶ Began the season with the FCL Yankees, going 3-for-8 (.375) with 3R, 2 doubles, 1HR, 3RBI and 3BB in three games.
- ▶ Was transferred to Low-A Tampa on 7/6 and batted .361/.446/.667 (26-for-72) with 17R, 5 doubles, 1 triple, 5HR, 22RBI and 10BB in 19 games...was named the Low-A Southeast "Player of the Week" for 7/5-11 after hitting .500/.550/.944 (9-for-18) with 4R, 1 triple, 2HR, 9RBI and 2BB in four games.
- ▶ Was promoted to High-A Hudson Valley on 8/3 and hit .259 (28-for-108) with 27R, 2 doubles, 14HR, 32RBI and 15BB in 27 games.
- ▶ Following the season, was tabbed an Organization All-Star by MiLB.com.
- ▶ Was added to the Yankees' 40-man roster on 11/19.

2020

- ▶ Did not play due to the COVID-19 pandemic.

2019

- ▶ Spent the season with short-season Single-A Staten Island, batting .171 (12-for-70) with 9R, 3 doubles, 1HR, 3RBI, 4BB and 3SB in 18 games.

2018

- ▶ In his professional debut with Rookie-level Pulaski, batted .263 (44-for-167) with 21R, 8 doubles, 2 triples, 3HR and 25RBI in 41 games.
- ▶ Following the season, was tabbed by *Baseball America* as the Yankees' No. 3 prospect.

PERSONAL

- ▶ Full name is Everson Jose Pereira...last name is pronounced "peh-RAY-rah."
- ▶ Was ranked by *Baseball America* and MLB Pipeline as the No. 4 prospect for the 2017 International signing period.

Pereira's Career Batting Record

Year	Club	AVG	G	AB	R	H	2B	3B	HR	RBI	SH	SF	HP	BB	SO	SB	CS	E	OBP	SLG	
2018	Pulaski	.263	41	167	21	44	8	2	3	25	0	1	0	15	60	3	2	2	.322	.389	
2019	Staten Island	.171	18	70	9	12	3	0	1	3	0	0	0	4	26	3	0	0	.216	.257	
2020		Did Not Play - COVID-19 Pandemic																			
2021	FCL Yankees	.375	3	8	3	3	2	0	1	3	0	0	0	3	2	0	0	1	.545	1.000	
	Tampa	.361	19	72	17	26	5	1	5	22	0	0	1	10	21	4	1	0	.446	.667	
	Hudson Valley	.259	27	108	27	28	3	0	14	32	0	2	2	15	38	5	2	1	.354	.676	
2022	Hudson Valley	.274	73	288	55	79	13	6	9	43	0	1	2	34	87	19	5	3	.354	.455	
	Somerset	.283	29	113	21	32	4	3	5	13	0	0	1	9	37	2	2	1	.341	.504	
2023	Somerset	.291	46	165	24	48	10	1	10	31	0	1	0	19	54	7	2	0	.362	.545	
	Scranton/WB	.312	35	138	29	43	7	1	8	33	0	2	5	13	44	4	0	0	.386	.551	
	YANKEES	.151	27	93	6	14	4	0	0	10	0	0	2	8	40	4	0	0	.233	.194	
Minor League Career		.279	291	1129	206	315	55	14	56	205	0	7	11	122	369	47	14	8	.353	.501	
Major League Totals		.151	27	93	6	14	4	0	0	10	0	0	2	8	40	4	0	0	.233	.194	

Signed by the Yankees as a non-drafted free agent on July 2, 2017.

Pereira's Career Fielding Record

Position	PCT	G	PO	A	E	TC	DP
Outfield	1.000	27	44	1	0	45	0

Pereira's Career Home Run Chart

MULTI-HOMER GAMES: None. **GRAND SLAMS:** None. **PINCH-HIT HR:** None. **INSIDE-THE-PARK HR:** None. **WALK-OFF HR:** None. **LEADOFF HR:** None.

Pereira's Career Bests and Streaks

HITS: 2, 9/25/23 vs. ARI. **RUNS:** 2, 9/12/23 at BOS-G2. **2B:** 1 - 4 times (last on 9/25/23 vs. ARI). **3B:** None. **HR:** None. **RBI:** 2 - 2 times (last on 9/7/23 vs. DET). **BB:** 2, 8/29/23 at DET. **SO:** 4, 9/3/23 at HOU. **SB:** 2, 9/12/23 at BOS-G2. **HIT STREAK:** 3g, 9/5-9/4/23. **"WALK-OFF" HITS:** None.


Player of the Month: None

Player of the Week: None

Rookie of the Month: None



CODY POTEET • RHP



72

HT: 6-1 • **WT:** 190 • **BATS:** R • **THROWS:** R
BIRTHDATE: 7/30/94 • **OPENING DAY AGE:** 29
BIRTHPLACE: San Diego, Calif.
RESIDES: Tomball, Tex.
COLLEGE: UCLA
M.L. SERVICE: 1 year, 145 days

STATUS

- ▶ Was signed by the Yankees to a Major League contract on January 5, 2023.

2023

- ▶ Made just one minor league start in 2023, tossing 2.0 scoreless innings (1BB, 1K) with Triple-A Omaha on 9/23.
- ▶ Spent most of the season recovering from “Tommy John” surgery.
- ▶ Was released by the Royals on 12/15.

2022

- ▶ Went 0-1 with a 3.86 ERA (28.0IP, 23H, 12R/ER, 11BB, 21K, 4HR) in 12 games (two starts) with the Marlins...made his first career Opening Day roster...opponents batted .223/.298/.417 (23-for-103, 4HR); LH .245/.322/.472 (13-for-53, 2HR); RH .200/.273/.360 (10-for-50, 2HR).
- ▶ Did not allow a run in eight of his 12 appearances...allowed 10 of his 12R in two appearances.
- ▶ Allowed just 1R/ER over his first nine appearances (one start) from 4/11-5/17, posting a 0.43 ERA (21.0IP, 1ER).
- ▶ Posted a career-high 19.1 scoreless inning streak from 4/16-5/17.
- ▶ Was placed on the 15-day injured list with a right elbow muscle injury on 5/29 (retroactive to 5/26)...missed 46 team games...combined to make three scoreless rehab starts with Single-A Jupiter and Triple-A Jacksonville (6.2IP, 3H, 1BB, 10K, 1HP)...was reinstated on 7/15.
- ▶ Made just one appearance on 7/16 vs. Philadelphia (2.0IP, 7H, 5R/ER, 0BB, 1K, 5ER, 2HR) before being placed on the 15-day injured list on 7/22 (retroactive to 7/19) with right elbow inflammation...was transferred to the 60-day I.L. on 7/24 and missed the final 71 games of the season.
- ▶ Underwent “Tommy John” surgery on 8/17.
- ▶ Was signed by the Kansas City Royals as a minor league free agent on 12/16.

2021

- ▶ Saw his first Major League action with the Marlins, going 2-3 with a 4.99 ERA (30.2IP, 25H, 17R/ER, 16BB, 32K, 7HR) in two stints with the club (5/12-15, 5/18-10/3)...opponents batted .216/.311/.457 (25-for-116, 7HR); LH .197/.258/.508 (12-for-61, 5HR); RH .236/.364/.400 (13-for-55, 2HR).
- ▶ Was selected to the active roster and signed to a Major League contract on 5/12...made his Major League debut that night in a start at Arizona and earned the win (5.0IP, 4H, 2ER, 0BB, 6K, 1HR)...struck out Stephen Vogt swinging in the first inning for his first Major League strikeout...became the third starting pitcher in Marlins history to toss at least 5.0 innings and not allow a walk in his Major League debut, joining RHP Sixto Sánchez (0BB in 5.0IP on 8/22/20-G2 at Washington) and RHP Anibal Sánchez (0BB in 5.2IP on 6/25/06-G2 at the Yankees).
- ▶ Went 2-0 with a 1.06 ERA (17.0IP, 2ER) over his first three starts.
- ▶ Tossed back-to-back scoreless starts on 5/18 at Philadelphia (5.0IP) and 5/23 vs. the Mets (7.0IP)...his 7.0IP on 5/23 at the Mets marked a career high.
- ▶ Recorded a 14.0 scoreless inning streak from 5/18-28.
- ▶ Was placed on the 10-day injured list on 6/5 with a right MCL sprain...missed 11 team games...was reinstated on 6/18.
- ▶ Was placed on the 10-day injured list on 6/28 with a right knee sprain...was transferred to the 60-day injured list on 8/20 and missed the remainder of the year.
- ▶ Made two starts with Triple-A Jacksonville (including rehab), going 1-0 with a 3.38 ERA (8.0IP, 6H, 3R/ER, 3BB, 12K, 1HR).

2020

- ▶ Did not pitch due to the COVID-19 pandemic.

2019

- ▶ Split the season between Double-A Jacksonville and Triple-A New Orleans, going 7-6 with a 3.56 ERA (136.1IP, 128H, 58R/54ER, 38BB, 92K, 16HR) in 23 starts...among Miami minor leaguers, tied for second in innings pitched and tied for third in starts.
- ▶ Began the season with Double-A Jacksonville, going 5-3 with a 2.25 ERA (84.0IP, 63H, 23R/21ER, 19BB, 58K, 3HR) in 13 starts...was named a Southern League Mid-Season All-Star.
- ▶ Was promoted to Triple-A New Orleans on 6/30 and went 2-3 with a 5.68 ERA (52.1IP, 65H, 35R/33ER, 19BB, 34K, 13HR) in 10 starts.



2018

- ▶ In 26 combined appearances (25 starts) with Double-A Jacksonville and Single-A Jupiter, went 4-15 with a 4.98 ERA (144.2IP, 154H, 89R/80ER, 49BB, 128K, 17HR)...among Miami minor leaguers, tied for second in starts, ranked third in innings pitched, fourth in strikeouts and tied for fourth in complete games (one).
- ▶ Spent the majority of the season with Double-A Jacksonville, going 3-12 with a 5.26 ERA (119.2IP, 133H, 77R/70ER, 44BB, 99K, 15HR) in 22 games (21 starts).
- ▶ In four starts with Single-A Jupiter, went 1-3 with a 3.60 ERA (25.0IP, 21H, 12R/10ER, 5BB, 29K, 2HR).

2017

- ▶ Combined to go 3-8 with a 4.02 ERA (94.0IP, 95H, 47R/42ER, 25BB, 52K, 2HR) in 20 games (18 starts) with Single-A Jupiter and the GCL Marlins.
- ▶ Spent the majority of the season with Single-A Jupiter, going 3-7 with a 4.16 ERA (80.0IP, 84H, 42R/37ER, 23BB, 40K, 2HR) in 16 games (14 starts)...was named a Florida State League Mid-Season All-Star.
- ▶ Also made four rehab starts with the GCL Marlins, going 0-1 with a 3.21 ERA (14.0IP, 11H, 5R/ER, 2BB, 12K, 0HR).

2016

- ▶ In 24 starts with Single-A Greensboro, went 4-9 with a 2.91 ERA (117.1IP, 108H, 53R/38ER, 44BB, 106K, 5HR)...ranked third among Marlins minor leaguers in strikeouts, tied for third in opponents' BA and starts, ranked fourth in ERA, fifth in WHIP (1.60) and eighth in innings pitched...also ranked fifth in the South Atlantic League in ERA.

2015

- ▶ Made his professional debut with short-season Single-A Batavia, going 0-1 with a 2.13 ERA (12.2IP, 9H, 6R/3ER, 2BB, 12K, 1HR) in five games (four starts).

PERSONAL

- ▶ Graduated from Christian High School (Calif.), where he lettered in baseball and basketball.
- ▶ Over three seasons at UCLA (2013-15), combined to go 14-12 with a 3.92 ERA (222.2IP, 97ER) and 173K in 73 games (39 starts)...as a junior, was an honorable mention Pac-12 All-Academic selection...appeared in 27 games (13 starts), going 7-1 with a 2.45 ERA.
- ▶ Played in the 2011 Perfect Game All-American Classic at Petco Park (San Diego) and was selected to USA Baseball's 18U National Team Trials Roster in June 2011.
- ▶ Pitched in the summer of 2009 for the USA Baseball U14 National Team in Guatemala.

Poteet's Career Pitching Record

Year	Club	W	L	ERA	G	GS	CG	SHO	SV	IP	H	R	ER	HR	HP	BB	SO	WP	BK
2015	Batavia	0	1	2.13	5	4	0	0	0	12.2	9	6	3	1	0	2	12	1	0
2016	Greensboro	4	9	2.91	24	24	0	0	0	117.1	108	53	38	5	12	44	106	9	3
2017	Jupiter	3	7	4.16	16	14	0	0	0	80.0	84	42	37	2	8	23	40	5	0
	GCL Marlins	0	1	3.21	4	4	0	0	0	14.0	11	5	5	0	1	2	12	0	0
2018	Jacksonville	3	12	5.26	22	21	1	0	0	119.2	133	77	70	15	7	44	99	2	0
	Jupiter	1	3	3.60	4	4	0	0	0	25.0	21	12	10	2	0	5	29	1	0
2019	Jacksonville	5	3	2.25	13	13	0	0	0	84.0	63	23	21	3	3	19	58	3	0
	New Orleans	2	3	5.68	10	10	0	0	0	52.1	65	35	33	13	5	19	34	6	0
2020										Did Not Pitch - COVID-19 Pandemic									
2021	Jacksonville	1	0	3.38	2	2	0	0	0	8.0	6	3	3	1	0	3	12	0	0
	MIAMI - a, b	2	3	4.99	7	7	0	0	0	30.2	25	17	17	7	0	16	32	1	0
2022	MIAMI - c, d	0	1	3.86	12	2	0	0	0	28.0	23	12	12	4	0	11	21	1	0
	Jupiter	0	0	0.00	1	1	0	0	0	2.0	0	0	0	0	0	1	4	0	0
	Jacksonville	0	0	0.00	2	2	0	0	0	4.2	3	0	0	0	1	0	6	0	0
2023	Omaha	0	0	0.00	1	1	0	0	0	2.0	0	0	0	0	0	1	1	0	0
Minor League Totals		19	39	3.80	104	100	1	0	0	521.2	503	256	220	42	37	163	413	27	3
Major League Totals		2	4	4.45	19	9	0	0	0	58.2	48	29	29	11	0	27	53	2	0

Selected by the Washington Nationals in the 27th round of the 2012 First-Year Player Draft but did not sign.
 Selected by the Miami Marlins in the fourth round of the 2015 First-Year Player Draft.

- a - Placed on the 10-day injured list from June 5 - 18, 2021 with a right MCL sprain.
- b - Placed on the 10-day injured list on June 28, 2021 with a right knee sprain...was transferred to the 60-day injured list on August 20, 2021 and missed the remainder of the season.
- c - Placed on the 10-day injured list from May 29 (retroactive to May 26) - July 15, 2022 with a right elbow muscle injury.
- d - Placed on the 10-day injured list on July 22, 2022 (retroactive to July 19) with right elbow inflammation...was transferred to the 60-day injured list on July 24, 2022 and missed the remainder of the season.

Poteet's Career Fielding Record

Position	PCT	G	PO	A	E	TC	DP
Pitcher	1.000	19	3	4	0	7	1

Poteet's Regular Season Batting Record

Year	Team	AVG	G	AB	R	H	2B	3B	HR	RBI	SH	SF	HP	BB	SO	SB	CS
2023	N/A																
Major League Totals		.100	19	10	1	1	0	0	0	1	1	0	0	0	3	0	0

Poteet's Career Bests and Streaks

COMPLETE GAMES: None. **LOW-HIT COMPLETE GAME:** N/A. **IP (START):** 7.0, 5/23/21 vs. NYM. **IP (RELIEF):** 4.0, 5/10/22 at ARI. **HITS:** 7, 7/16/22 vs. PHI. **RUNS:** 5 - 4 times (last on 7/16/22 vs. PHI). **EARNED RUNS:** 5 - 4 times (last on 7/16/22 vs. PHI). **WALKS:** 4 - 3 times (last on 6/24/21 vs. WAS). **STRIKEOUTS:** 6 - 3 times (last on 6/24/21 vs. WAS). **HOME RUNS:** 2 - 3 times (last on 7/16/22 vs. PHI). **WINNING STREAK:** 2G, from 5/12-23/21. **LOSING STREAK:** 4G, from 5/28/21- PRE. **SCORELESS STREAK (IP):** 19.1, from 4/16-5/17/22.

Pitcher of the Month: None

Player of the Week: None

Rookie of the Month: None



AGUSTÍN RAMÍREZ • C



96

HT: 6-1 • **WT:** 230 • **BATS:** R • **THROWS:** R
BIRTHDATE: 9/10/01 • **OPENING DAY AGE:** 22
BIRTHPLACE: Santo Domingo, D.R.
RESIDES: Santo Domingo, D.R.
M.L. SERVICE: None (Rookie)

STATUS

- ▶ Was signed by the Yankees as a non-drafted free agent on July 2, 2018.

2023

- ▶ Batted .271/.364/.455 (115-for-424) with 73R, 24 doubles, 18HR, 69RBI, 61BB and 12SB in 114 combined games with Single-A Tampa, High-A Hudson Valley and Double-A Somerset...among Yankees minor leaguers, was tied for fourth in doubles, ranked fifth in runs scored, seventh in RBI, extra-base hits (42) and total bases (193), eighth in hits and ninth in SLG...combined to throw out 28-of-132 (21.2%) attempted base stealers.
- ▶ Began the season with Single-A Tampa, batting .245 (45-for-184) with 35R, 7 doubles, 7HR, 35RBI, 43BB and 7SB in 56 games.
- ▶ Was promoted to High-A Hudson Valley on 6/29 and hit .384/.430/.714 (43-for-112) with 21R, 10 doubles, 9HR, 23RBI, 8BB and 2SB in 27 games...was named the South Atlantic League "Player of the Month" for July after batting .415/.467/.756 (34-for-82) with 17R, 10 doubles, 6HR, 16RBI, 7BB, 1HP and 2SB in 20 games.
- ▶ Was promoted to Double-A Somerset on 8/8 and hit .211 (27-for-128) with 17R, 7 doubles, 2HR, 11RBI, 10BB and 3SB in 31 games.
- ▶ Was added to the Yankees' 40-man roster on 11/14.

2022

- ▶ In 44 games with the FCL Yankees, batted .304/.386/.506 (51-for-168) with 34R, 14 doubles, 1 triple, 6HR, 51RBI, 23BB and 13SB...ranked third among qualified Yankees farmhands in batting average, tied for third in SLG and ranked sixth in OPS (.892)...threw out 21-of-64 (32.8%) attempted base stealers.
- ▶ Led FCL batters in RBI and total bases (85), was tied for first in home runs and doubles, ranked second in extra-base hits (21), third in hits, fifth in batting average and SLG, sixth in OPS, eighth in runs and ninth in OBP.
- ▶ Was named the FCL "Player of the Week" from 6/13-19 after hitting .429/.455/.810 (9-for-21) with 6R, 2 doubles, 2HR, 12RBI, 1BB and 1SB over five games.
- ▶ Was named a Florida Coast League Postseason All-Star.

2021

- ▶ Batted .220 (20-for-91) with 19R, 10 doubles, 4HR, 15RBI and 15BB in 32 games with the FCL Yankees...threw out 12-of-32 (37.5%) attempted base stealers.

2020

- ▶ Did not play due to the COVID-19 pandemic.

2019

- ▶ In his professional debut, batted .239 (39-for-163) with 21R, 10 doubles, 4HR, 26RBI, 12BB and 1SB in 41 games with the DSL Yankees...threw out 15-of-75 (20.0%) attempted base stealers.
- ▶ Was named a DSL Mid-Season All-Star.

PERSONAL

- ▶ Full name is Agustín de los Santos Ramírez García.

Ramírez's Career Batting Record

Year	Club	AVG	G	AB	R	H	2B	3B	HR	RBI	SH	SF	HP	BB	SO	SB	CS	E	OBP	SLG
2019	DSL Yankees	.239	41	163	21	39	10	0	4	26	0	2	3	12	34	1	1	11	.300	.374
2020					Did Not Play - COVID-19 Pandemic															
2021	FCL Yankees	.220	32	91	19	20	10	0	4	15	0	3	0	15	33	0	1	5	.321	.462
2022	FCL Yankees	.304	44	168	34	51	14	1	6	51	0	4	2	23	31	13	2	9	.386	.506
2023	Tampa	.245	56	184	35	45	7	0	7	35	0	4	1	43	41	7	4	3	.384	.397
	Hudson Valley	.384	27	112	21	43	10	0	9	23	0	0	1	8	17	2	0	3	.430	.714
	Somerset	.211	31	128	17	27	7	0	2	11	0	0	1	10	27	3	0	4	.273	.313
Minor League Career		.266	231	846	147	225	58	1	32	161	0	13	8	111	183	26	8	35	.352	.450

Signed by the Yankees as a non-drafted free agent on July 2, 2018.



NICK RAMIREZ • LHP

63

HT: 6-4 • **WT:** 245 • **BATS:** L • **THROWS:** L
BIRTHDATE: 8/1/89 • **OPENING DAY AGE:** 34
BIRTHPLACE: Anaheim Hills, Calif.
RESIDES: Austin, Tex.
COLLEGE: Cal State Fullerton
M.L. SERVICE: 2 years, 19 days



STATUS

- ▶ Was signed by the Yankees as a minor league free agent on December 9, 2022.

2023

- ▶ In 32 relief appearances with the Yankees, went 1-2 with one save and a 2.66 ERA (40.2IP, 41H, 17R/12ER, 9BB, 28K, 1HR) over five stints with the team (4/25-5/8, 5/17-25, 6/3-8/4, 8/7-10 and 9/8-10/1)...opponents batted .256/.298/.356 (41-for-160, 1HR); LH .308/.357/.462 (20-for-65, 1HR); RH .221/.257/.284 (21-for-95, 0HR).
- ▶ Recorded at least four outs in 16 of his 32 appearances...tossed at least 2.0IP nine times.
- ▶ Did not allow an earned run in 23 of his 32 games.
- ▶ Allowed just 1HR to 172BF...his 0.22 HR/9.0IP ratio was the third-lowest among Major League relievers (also third in the AL).
- ▶ Ranked seventh among AL relievers in walks per batter faced ratio (.052, 9BB/172BF)...his 1.99 BB/9.0IP ratio ranked 10th among AL relievers.
- ▶ Did not allow a run in nine of his first 10 appearances (4/25-6/16), 12 of his first 14 games (4/25-6/27) and 14 of his first 17 appearances (4/25-7/3)...posted a 1.69 ERA (21.1IP, 4ER) over his first 17 games.
- ▶ Was signed to a Major League contract and selected him to the active roster on 4/25...made his Yankees debut that night at Minnesota and tossed 2.0 scoreless innings (1H, 2BB, 1K)...marked his first Major League appearance since 7/7/21 vs. Washington with San Diego (also 2.0IP).
- ▶ Did not allow a run in a career-high eight consecutive Major League outings from 5/8-6/16...his 8.1 scoreless inning streak over that span was the second-longest of his career (9.0IP from 7/14-27/19 with Detroit).
- ▶ Surrendered a "walk-off" double to Brandon Nimmo in the 10th inning on 6/14 at New York-NL (0.0IP, 1H).
- ▶ Tossed a season-high 2.2 scoreless innings on 6/22 vs. Seattle (2H, 0BB, 5K)...his 5K matched his career high (third time, also 5K on 5/11/19 at Minnesota and on 5/29/19 at Baltimore with Detroit)...marked his longest outing since 8/30/19 vs. Minnesota with Detroit (3.0 scoreless innings).
- ▶ Recorded his first loss of the year on 7/5 vs. Baltimore after allowing a season-high 3ER in 0.1IP (3H).
- ▶ Recorded his second loss of the year on 7/17 at Los Angeles-AL after allowing a "walk-off" single to Michael Stefanic in the 10th inning (1.2IP, 2H, 1R/0ER, 1BB, 3K).
- ▶ Posted a 1.50 ERA (18.0IP, 3ER) over his final 12 games of the year (7/17-9/29)...recorded at least four outs in eight of those 12 games.
- ▶ Tossed at least 2.0IP in four straight outings from 7/25-8/4 and five of six games from 7/25-9/10.
- ▶ Earned his first career save in Game 2 on 9/12 at Boston after tossing a perfect ninth inning (1.0IP, 1K).
- ▶ Tossed 1.1 scoreless innings of relief on 9/15 at Pittsburgh to earn his first win of the year...marked his first win since 6/25/21 vs. Arizona with San Diego.
- ▶ In 18 games (one start) with Triple-A Scranton/Wilkes-Barre, went 1-0 with three saves and a 3.22 ERA (22.1IP, 16H, 8ER, 5BB, 21K, 2HR).

2022

- ▶ Signed with the Mariners as a minor league free agent on 4/9...spent the entire season with Triple-A Tacoma, going 3-4 with 16 saves and a 2.93 ERA (55.1IP, 49H, 21R/18ER, 15BB, 53K, 4HR) in 53 relief appearances.
- ▶ His 16 saves were the most in the Pacific Coast League and tied for the third-most among Triple-A pitchers...also led all Seattle minor leaguers in saves and tied for the lead in appearances.
- ▶ Signed a minor league contract with the Yankees on 12/9.

2021

- ▶ In 13 relief appearances with the Padres, went 1-1 with a 5.75 ERA (20.1IP, 23H, 15R/13ER, 7BB, 14K, 2HR) over five stints with the Padres (4/17-21, 4/22-5/2, 5/12, 5/28-29, 6/20-7/26)...opponents batted .277/.330/.410 (23-for-83, 2HR); LH .258/.343/.258 (8-for-31, 0HR); RH .288/.321/.500 (15-for-52, 2HR).
- ▶ Did not allow an earned run in eight of his 13 appearances...allowed 10 of his 15R in two appearances.
- ▶ Began the season at San Diego's Alternate Site.
- ▶ Was placed on the 10-day injured list on 7/8 with left rotator cuff inflammation...made five rehab appearances with Triple-A El Paso before being returned from rehab, reinstated and optioned to Triple-A on 7/26.
- ▶ In 35 games (two starts) with Triple-A El Paso (including his rehab stint), went 2-2 with one save and a 4.50 ERA (48.0IP, 46H, 26R/24ER, 18BB, 53K, 5HR).
- ▶ Was designated for assignment on 9/17 and outrighted on 9/20.



2020

- ▶ Posted a 5.91 ERA (10.2IP, 8H, 7R/ER, 4BB, 11K, 3HR) in five relief appearances with the Tigers.
- ▶ Began the season at Detroit's Alternate Site before having his contract selected on 9/10.
- ▶ Elected free agency on 10/27 in lieu of an outright.
- ▶ Signed a minor league contract with the Padres on 12/12.

2019

- ▶ Saw his first Major League action with the Tigers, going 5-4 with a 4.07 ERA (79.2IP, 76H, 45R/36ER, 35BB, 74K, 11HR) in 46 relief appearances for Detroit...opponents batted .247/.323/.425 (76-for-308, 11HR); LH .231/.308/.337 (24-for-104, 2HR); RH .255/.330/.471 (52-for-204, 9HR).
- ▶ Tossed multiple innings in 28 of his 46 games...threw at least 3.0 innings in 11 games...tossed 4.0 innings twice.
- ▶ Led all Major League rookie relievers in innings pitched and tied for sixth in wins.
- ▶ At the time, was just the fourth Detroit reliever since 1973 to toss as many innings during their rookie campaign...joined Mike Henneman (96.2IP in 1987), Paul Gibson (85.0IP in 1988) and Joel Zumaya (83.1IP in 2006).
- ▶ His 46 appearances were tied for 10th among AL rookie relievers.
- ▶ Was selected to the active roster and signed to a Major League contract on 5/10...made his Major League debut in Game 2 on 5/11 at Minnesota, allowing 1ER over 4.0IP (6H, 1BB, 5K, 1HR)...struck out Mitch Garver swinging to end the fifth inning for his first career strikeout.
- ▶ Tossed 3.0 perfect innings of relief on 5/29 at Baltimore to earn his first Major League win (5K)...set a career high in strikeouts.
- ▶ Also earned the win on 6/8 vs. Minnesota (3.0IP, 3H, 1ER, 3BB, 3K), 6/12 at Kansas City (2.0IP, 1H, 2BB, 2K), 7/14 at Kansas City (3.0IP, 2H, 1ER, 1BB, 1K) and 7/21 vs. Toronto (1.0IP, 1H).
- ▶ Suffered his first career loss on 6/15 vs. Cleveland (3.0IP, 6H, 3ER, 1BB, 1K).
- ▶ Recorded a career-high 9.0 scoreless inning streak from 7/14-27.
- ▶ Did not allow an earned run in 19 of his 28 appearances (7/17-9/24).
- ▶ Posted a 2.03 ERA (26.2IP, 6ER) with 25K over his final 18 appearances of the season from 8/6-9/24.
- ▶ Began the season in the minors, combining to go 1-1 with a 2.31 ERA (23.1IP, 23H, 9R/6ER, 5BB, 30K, 2HR) in five starts.
- ▶ Started the year with Double-A Erie, going 1-0 with a 2.51 ERA (14.1IP, 11H, 4R/ER, 2BB, 20K, 1HR) in three starts...was promoted to Triple-A Toledo on 4/26 and went 0-1 with a 2.00 ERA (9.0IP, 12H, 5R/2ER, 3BB, 10K, 1HR) in two starts.
- ▶ Was outrighted to Triple-A Toledo on 10/23.

2018

- ▶ In a combined 39 games (two starts) with Double-A Biloxi and Triple-A Colorado Springs, went 11-3 with one save and a 3.95 ERA (68.1IP, 61H, 35R/30ER, 34BB, 51K, 5HR)...also combined to hit .231 (6-for-26) with 3R, 1HR, 4RBI and 5BB with Double-A Biloxi and Triple-A Colorado Springs.
- ▶ Began the season with Double-A Biloxi, going 8-0 with one save and a 1.76 ERA (30.2IP, 17H, 9R/6ER, 13BB, 33K, 2HR) in 19 relief appearances...was named a Southern League Mid-Season All-Star.
- ▶ Finished the season with Triple-A Colorado Springs, going 3-3 with a 5.73 ERA (37.2IP, 44H, 26R/24ER, 21BB, 18K, 3HR) in 20 games (two starts).
- ▶ Following the season, signed a minor league contract with Detroit on 12/18.

2017

- ▶ Converted to a pitcher prior to the season after starting his professional career as a first baseman.
- ▶ Combined to go 7-4 with three saves and a 1.36 ERA (79.1IP, 56H, 19R/12ER, 24BB, 56K, 4HR) in 49 relief appearances with Double-A Biloxi and Triple-A Colorado Springs.
- ▶ Spent the majority of the season with Double-A Biloxi, going 7-4 with three saves and a 1.37 ERA (79.0IP, 56H, 19R/12ER, 24BB, 56K, 4HR) in 48 relief outings...was named a Southern League Mid-Season All Star.
- ▶ Also hit .222 (6-for-27) with 3R, 1 double, 2HR, 6RBI and 5BB with Double-A Biloxi.
- ▶ Was promoted to Triple-A Colorado Springs on 9/3 and made one relief appearance (0.1IP).

2016

- ▶ Spent the entire season with Double-A Biloxi, hitting .206 (58-for-282) with 34R, 12 doubles, 1 triple, 14HR, 44RBI and 46BB in 113 games...his 14HR were tied for the sixth-most in the Southern League.

2015

- ▶ Hit .243 (105-for-432) with 63R, 22 doubles, 14HR, 63RBI, 64BB and 25B in 131 games with Double-A Biloxi...among Brewers minor leaguers, ranked second in walks, third in home runs, fifth in RBI, tied for sixth in runs scored and ranked ninth in extra-base hits (36) and total bases (169)...was named a Southern League Mid-Season All-Star.

2014

- ▶ Spent the season with Double-A Huntsville, hitting .231 (113-for-490) with 71R, 21 doubles, 5 triples, 19HR, 82RBI, 55BB and 15B in 133 games...led the Southern League in RBI, tied for third in HR, tied for sixth in runs scored and ranked ninth in total bases (201)...was named a Southern League Mid-Season and Postseason All-Star.
- ▶ Earned Southern League "Player of the Week" honors for 4/28-5/4 after hitting .462/.481/.962 (12-for-26) with 7R, 3 doubles, 2 triples, 2HR, 11RBI and 1BB in six games during that stretch.



- ▶ Following the season, played for the Glendale Desert Dogs in the Arizona Fall League and hit .214 (15-for-70) with 7R, 2 doubles, 3HR, 8RBI and 7BB in 19 games.
- ▶ Was tabbed an Organization All-Star by MiLB.com.

2013

- ▶ In 134 games with Single-A Brevard County, hit .258 (129-for-500) with 70R, 27 doubles, 3 triples, 19HR, 81RBI, 54BB and 55B...his 19HR tied Brevard County's single-season HR record at the time (also Hunter Morris-19HR in 2011)...was named a Florida State League Mid-Season All-Star.
- ▶ Was selected as the FSL "Player of the Week" for 7/8-14, hitting .526/.571/1.000 (10-for-19) with 7R, 3 doubles, 2HR, 8RBI and 2BB in that span.

2012

- ▶ Spent the entire season with Single-A Wisconsin, hitting .248 (95-for-383) with 46R, 28 doubles, 16HR, 70RBI and 26BB in 96 games...among Brewers minor leaguers, ranked third in HR and RBI, tied for fifth in doubles and extra base hits (44), and ranked sixth in SLG (.446)...his 16HR were also tied for the seventh-most in the Midwest League.

2011

- ▶ In his professional debut, hit .271 (65-for-240) with 34R, 21 doubles, 11HR, 53RBI and 11BB in 59 combined games between Rookie-level Helena and Single-A Wisconsin.
- ▶ Began the season with Rookie-level Helena and batted .369/.383/.689 (38-for-103) with 23R, 9 doubles, 8HR, 30RBI and 2BB in 23 games...earned back-to-back Pioneer League "Player of the Week" nods for 7/11-17 and 7/18-24...over that span, slashed .455/.456/.964 with 18R, 7 doubles, 7HR, 23RBI and 1HP in 12 games... homered in five consecutive games from 7/16-21.
- ▶ Was promoted to Single-A Wisconsin on 5/18 and batted .197 (27-for-137) with 11R, 12 doubles, 3HR, 23RBI and 9BB in 36 games.

PERSONAL

- ▶ Played collegiately at Cal State Fullerton, where he was named the Big West Conference "Player of the Year" in 2011 as a two-way player...also was CSF's closer, going 16-for-16 in saves in 2011, which marked the second-best, single season save mark in school history at the time...earned First Team All-Big West Conference honors as a first baseman in 2010 and as a utility player in 2009...selected as a freshman All-American by Collegiate Baseball and *Baseball America*.
- ▶ Was selected to play with USA Baseball's Collegiate National Team in the summer of 2010...won a silver medal at the FISU World University Baseball Championship in Tokyo, Japan.

Ramirez's Career Pitching Record

Year	Club	W	L	ERA	G	GS	CG	SHO	SV	IP	H	R	ER	HR	HP	BB	SO	WP	BK
2017	Biloxi	7	4	1.37	48	0	0	0	3	79.0	56	19	12	4	2	24	56	3	0
	Colorado Springs	0	0	0.00	1	0	0	0	0	0.1	0	0	0	0	0	0	0	0	0
2018	Biloxi	8	0	1.76	19	0	0	0	1	30.2	17	9	6	2	1	13	33	2	0
	Colorado Springs	3	3	5.73	20	2	0	0	0	37.2	44	26	24	3	0	21	18	5	0
2019	Erie	1	0	2.51	3	3	0	0	0	14.1	11	4	4	1	0	2	20	0	0
	Toledo	0	1	2.00	2	2	0	0	0	9.0	12	5	2	1	1	3	10	0	0
	DETROIT	5	4	4.07	46	0	0	0	0	79.2	76	45	36	11	1	35	74	6	0
2020	DETROIT	0	0	5.91	5	0	0	0	0	10.2	8	7	7	3	1	4	11	0	0
2021	SAN DIEGO - a	1	1	5.75	13	0	0	0	0	20.1	23	15	13	2	0	7	14	0	0
	El Paso	2	2	4.50	35	2	0	0	1	48.0	46	26	24	5	1	18	53	2	0
2022	Tacoma	3	4	2.93	53	0	0	0	16	55.1	49	21	18	4	2	15	53	1	1
2023	Scranton/WB	1	0	3.22	18	1	0	0	3	22.1	16	8	8	2	0	5	21	0	0
	YANKEES	1	2	2.66	32	0	0	0	1	40.2	41	17	12	1	1	9	28	0	1
Minor League Totals		25	14	2.97	199	10	0	0	24	296.2	251	118	98	22	7	101	264	13	1
Major League Totals		7	7	4.04	96	0	0	0	1	151.1	148	84	68	17	3	55	127	6	1

Selected by the Milwaukee Brewers in the fourth round of the 2011 First-Year Player Draft.

a - Placed on the 10-day injured list from July 8-26, 2021 with left rotator cuff inflammation.

Ramirez's Career Fielding Record

Position	PCT	G	PO	A	E	TC	DP
Pitcher	.889	96	11	13	3	27	0

Ramirez's Regular Season Batting Record

Year	Team	AVG	G	AB	R	H	2B	3B	HR	RBI	SH	SF	HP	BB	SO	SB	CS
2023	NY Yankees																
Did Not Bat																	
Major League Totals		.000	96	4	0	0	0	0	0	0	0	0	0	0	2	0	0

Ramirez's Career Bests and Streaks

COMPLETE GAMES: None. **LOW-HIT COMPLETE GAME:** None. **IP (START):** None. **IP (RELIEF):** 4.0 - 2 times (last on 5/15/19 vs. HOU). **HITS:** 6 - 4 times (last on 7/7/21 vs. WAS). **RUNS:** 5 - 4 times (last on 7/7/21 vs. WAS). **EARNED RUNS:** 5 - 2 times (last on 4/25/21 at LAD). **WALKS:** 3, 6/8/19 vs. MIN. **STRIKEOUTS:** 5 - 3 times (last on 6/22/23 vs. SEA). **HOME RUNS:** 2 - 3 times (last on 4/25/21 at LAD). **WINNING STREAK:** 3G, from 5/29-6/12/19. **LOSING STREAK:** 3G, from 6/15-7/3(G2)/19. **SCORELESS STREAK (IP):** 9.0, from 7/14-27/19.

Pitcher of the Month: None

Player of the Week: None

Rookie of the Month: None



ANTHONY RIZZO • INF



48

HT: 6-3 • **WT:** 240 • **BATS:** L • **THROWS:** L

BIRTHDATE: 8/8/89 • **OPENING DAY AGE:** 34

BIRTHPLACE: Parkland, Fla.

RESIDES: Parkland, Fla.

M.L. SERVICE: 11 years, 168 days

STATUS

- ▶ Signed a two-year Major League contract with the Yankees extending through the 2024 season with a club option for the 2025 season...was originally acquired by the Yankees with cash considerations from the Chicago Cubs in exchange for RHP Alexander Vizcaino and OF Kevin Alcántara on July 29, 2021.

CAREER NOTES

- ▶ Over 13 seasons with the San Diego Padres (2011), Chicago Cubs (2012-21) and the Yankees (2021-23), has batted .263 (1,567-for-5,951) with 884R, 326 doubles, 22 triples, 295HR, 930RBI and 754BB in 1,635 games.
- ▶ Is a three-time NL All-Star (2014-16).
- ▶ Is a four-time Gold Glove Award winner (2016, '18-20) and was named the 2016 NL Platinum Glove winner...joined Mark Grace (1992-93, '95-96) as the only Cubs first basemen with at least four Gold Glove Awards.
- ▶ Has hit at least 20HR nine times in his career (2013-19, '21-22)...is one of three players since 2013 to record at least nine 20HR seasons, joining teammate Giancarlo Stanton (nine) and Paul Goldschmidt (nine).
- ▶ Has hit double-digit home runs in each of his last 12 seasons (since 2012)...is just one of four Major League players to do so over that span, joining Freddie Freeman, Bryce Harper and Andrew McCutchen.
- ▶ Is one of 11 Major League players to record at least five 30HR seasons since 2014, joining Nolan Arenado (seven), Manny Machado (seven), Nelson Cruz (seven), Edwin Encarnación (six), Paul Goldschmidt (six), Mike Trout (six), José Abreu (five), J.D. Martinez (five), Giancarlo Stanton (five) and Kyle Schwarber (five).
- ▶ Has finished in the top four in NL MVP voting twice (fourth in 2015 and fourth in 2016).
- ▶ Since 2011, his .995 fielding percentage at first base is the sixth-best at the position (min. 800 games).
- ▶ Has played in at least 140 games in eight seasons since 2013...is just one of 10 Major League players to do so in that span...joins Carlos Santana (nine), Paul Goldschmidt (nine), Nolan Arenado (eight), José Abreu (eight), Xander Bogaerts (eight), Elvis Andrus (eight), Brett Gardner (eight), Manny Machado (eight) and Freddie Freeman (eight).
- ▶ Has been hit by a pitch 213 times during his career, the eighth-most in Major League history...his 213HP are the most in the Majors since he made his debut in 2011 (next: Starling Marte-154)...has been hit by 115 pitches since the start of 2018, the most in the Majors over that span (next: Mark Canha-110).
- ▶ Hit 242HR in 10 seasons with the Cubs, the sixth-most home runs in Cubs history.
- ▶ Hit at least 25 home runs in six different seasons with the Cubs, becoming the seventh Cub (and second left-handed hitter) with six-or-more 25HR campaigns...joined Sammy Sosa (12), Billy Williams (10), Ernie Banks (10), Ron Santo (eight), Aramis Ramirez (seven) and Ryne Sandberg (six).
- ▶ Recorded at least 100RBI in four different seasons with the Cubs (2015-18)...is the only left-handed batter in Cubs history with four 100RBI seasons.
- ▶ Recorded at least 30 doubles, 30 home runs and 100RBI in three straight seasons from 2015-17, becoming only the fourth Cub to reach those marks in at least three seasons, joining Hack Wilson (four times: 1927-30), Billy Williams (three times: 1965, '70 and '72) and Sammy Sosa (three times: 1997, 2000-01).
- ▶ Since joining the Yankees, 23 of his 52HR have either tied the game (six) or given the Yankees the lead (17).
- ▶ Was the recipient of the 2017 Roberto Clemente Award, annually given to the player who best represents the game of baseball through extraordinary character, community involvement, philanthropy and positive contributions, both on and off the field...since the start of 2022, Rizzo has worn a commemorative "21" patch on the back of his New Era cap as a special tribute to his legacy.
- ▶ Participated in the 2015 MLB Home Run Derby at Cincinnati's Great American Ball Park.
- ▶ Has made 11 Opening Day Rosters (nine with the Cubs from 2013-21 and two with the Yankees from 2022-23).
- ▶ Has made the postseason seven times, five times with the Cubs (2015-18, '20) and twice with the Yankees (2021-22)...won the World Series in 2016 with the Cubs...in 49 postseason games, has hit .218 (39-for-179) with 21R, 8 doubles, 9HR, 27RBI, 17BB and 7HP...his 6HR with the Cubs are tied with Kyle Schwarber and Kris Bryant for the most by a Cub in the postseason in franchise history...hit .277/.373/.492 (18-for-65) with 11R, 5 doubles, 3HR, 10RBI, 8BB and 2HP in 17 playoff games during the Cubs' 2016 Championship campaign...hit .360/.484/.600 (9-for-25) with 7R, 3 doubles, 1HR, 5RBI, 4BB and 2HP in the 2016 World Series...as a Yankee, has hit .273/.415/.606 (9-for-33) with 5R, 2 doubles, 3HR, 9RBI, 5BB and 3HP in 10 postseason games...has reached base in nine of his 10 postseason games with the Yankees...homered in each of his first two postseason games with the Yankees.

CAREER HIGHLIGHTS

NL All-Star Team

- ▶ 2014, 2015, 2016

NL Silver Slugger

- ▶ 2016

NL Gold Glove

- ▶ 2016, 2018, 2019, 2020

NL Platinum Glove

- ▶ 2016

Roberto Clemente Award Winner

- ▶ 2017



2023

- ▶ Batted .244 (91-for-373) with 45R, 14 doubles, 12HR, 41RBI, 35BB and 12HP in 99 games with the Yankees... marked his fewest games played in a full-season since 2012 (87 games with the Cubs).
- ▶ Hit .333/402/423 (26-for-78) with 4 doubles, 1HR, 8BB and 1HP vs. left-handed pitchers...among AL batters with at least 75PA vs. lefties, ranked fifth in batting average and eighth in OBP...among Major League left-handed batters with at least 75PA vs. left-handed pitchers, ranked third in OBP (first in AL) and fourth in BA (first in AL).
- ▶ Posted a .995 fielding percentage (4E/762TC) in 92 games at first base.
- ▶ Batted .304/.376/.505 (62-for-204) with 30R, 8 doubles, 11HR, 32RBI, 18BB and 6HP in his first 53 games of the season from 3/30-5/28...over that span, ranked fourth in the AL in hits, sixth in BA, ninth in OBP and OPS (.880), and tied for 10th in HR.
- ▶ From 3/30-5/28, hit .306 (15-for-49) with 4 doubles, 16RBI, 6BB and 2HP with RISP.
- ▶ In 56 home games, batted .288/.358/.462 (60-for-208) with 27R, 9 doubles, 9HR, 26RBI, 19BB and 4HP...reached base in 46-of-56 home games...hit .362/.427/.612 (42-for-116) with 20R, 5 doubles, 8HR, 21RBI, 11BB and 3HP over his first 31 home games of the season from 3/30-5/28...reached base in each of his first 12 home games (3/30-4/20), 26 of his first 27 home games (3/30-5/24) and 30 of his first 32 home games (3/30-6/6).
- ▶ Recorded two-multi-HR games: 4/13 vs. Minnesota and 5/12 vs. Tampa Bay.
- ▶ Reached base in each of his first 10 games (3/30-4/11) and 17 of his first 18 games, batting .344/.449/.578 (22-for-64) with 10R, 3 doubles, 4HR, 10RBI, 9BB and 4HP over that 18-game stretch (3/30-4/20)...his 10-game season-opening on-base streak was the third-longest of his career (12G in 2020 and 11G in 2012).
- ▶ Reached base in eight straight PA from 4/19-20 (4 singles, 3BB, 1HP).
- ▶ Was hit by a pitch for the 205th time of his career in the 10th inning on 4/19 vs. Los Angeles-AL, surpassing Chase Utley (204) for the eighth-most in Major League history.
- ▶ Reached base a career-high-tying five times on 4/20 vs. Los Angeles-AL (10th time, first since 7/31/21 at Miami), going 3-for-3 with 2R, 1RBI and 2BB.
- ▶ Recorded his 1,500th career hit and 900th career RBI with a solo HR in the ninth inning on 4/23 vs. Toronto... also marked his 850th career run scored.
- ▶ Posted a 15-game on-base streak from 5/1-17, batting .339/.426/.576 (20-for-59) with 14R, 2 doubles, 4HR, 10RBI, 8BB and 1HP over that stretch...was his longest on-base streak since a 17-game streak with the Cubs from 4/28-5/17/21.
- ▶ Recorded a season-high eight-game hitting streak from 5/2-10...batted .394/.459/.485 (13-for-33) with 8R, 1HR, 4RBI and 4BB over that span...was his longest hitting streak since a nine-game streak from 4/20-29/22.
- ▶ Batted .337/.387/.551 (33-for-98) with 16R, 3 doubles, 6HR, 19RBI and 7BB in 24 games from 5/2-28.
- ▶ Recorded 18RBI over a 20-game stretch from 5/7-28.
- ▶ Was named the AL "Player of the Week" for 5/8-14 after batting .444/.500/.815 (12-for-27) with 10R, 1 double, 3HR, 7RBI and 3BB in seven games...led the Majors in hits and runs scored and ranked second in the AL in BA and OPS (1.315), tied for second in HR and OBP, fourth in SLG and tied for fourth in RBI and XBH (4)...marked his fourth career weekly honor and first since 8/20-26/18 with the Cubs.
- ▶ Hit 5HR and recorded 11RBI over eight games from 5/12-20.
- ▶ Homered in back-to-back games for the 50th time in his career from 5/19-20 and for the first time since 8/29-9/18/22 (3G).
- ▶ Left the game on 5/28 vs. San Diego after a collision at first base with Fernando Tatis Jr....missed the next three games (5/29-31).
- ▶ Posted a season-high 19-game on-base streak from 6/11-7/4, posting a .405 OBP over that stretch...matched the third-longest on-base streak of his career, trailing only a 26-game streak from 4/15-5/14/16 and a 23-game streak from 6/26-7/24/19 (also had a 19-game streak from 5/22-6/13/16).
- ▶ Recorded a season-high and career-high-tying four hits on 7/23 vs. Kansas City (4-for-4, 3R, 1 double, 1HR, 2RBI)...snapped his 45-game homerless streak, the second-longest such streak of his career (46G from 6/12/11-6/29/12 with San Diego and Chicago-NL).
- ▶ Was placed on the 10-day injured list on 8/3 with post-concussion syndrome...was transferred to the 60-day injured list on 9/12 and missed the remainder of the season.
- ▶ Was ejected by HP umpire Alan Porter in the fourth inning on 9/7 vs. Detroit.

2022

- ▶ In 130 games with the Yankees, hit .224/.338/.480 (104-for-465) with 77R, 21 doubles, 1 triple, 32HR, 75RBI, 58BB, 23HP and 6SB...matched his career high in home runs (also 32HR in 2014, '16 and '17).
- ▶ His 32HR were tied for the seventh-most in the AL...were tied for the sixth-most among Major League first basemen (min. 80% games at 1B).
- ▶ His 23HP were the fourth-most in the Majors...matched the second-most by a Yankee in a single season in franchise history (Don Baylor had 24HP in 1985 and 23HP in 1984).
- ▶ Hit 10HR vs. left-handed pitchers...was tied for the third-most HR in the Majors among left-handed batters vs. left-handed pitchers, trailing only Texas' Corey Seager (14HR) and Houston's Kyle Tucker (13HR).
- ▶ Hit 9HR in the first inning, tied for the fifth-most in the Majors.
- ▶ 54 of his 104H went for extra bases (21 doubles, 1 triple, 32HR)...24 of his final 47H (11 doubles, 13HR) and 35 of his last 70H went for extra bases (13 doubles, 22HR).
- ▶ Homered in consecutive games eight times (4G from 7/29-8/2, 3G from 8/29-9/18 and 2G from 4/8-9, 4/24-26, 6/3-4, 6/16-17, 6/19-20 and 6/30-7/2-G2).
- ▶ Reached base in 102 of 124 starts.



- ▶ During the month of April, hit .273/.391/.675 (21-for-77) with 14R, 4 doubles, 9HR, 21RBI and 11BB in 21 games.
- ▶ Recorded multiple RBI in each of the Yankees' first three games 4/8-10...according to STATS, he was the first Yankees player to have multiple RBI in each of the club's first three games of a season since Joe DiMaggio in 1949 (also first 3G).
- ▶ Recorded his first career three-HR game on 4/26 vs. Baltimore, hitting a three-run HR in the third inning, a two-run HR in the fifth and a solo HR in the eighth...was the 24th player in Yankees history to hit at least 3HR in a regular season game (33rd time)...was the first to do so since Kyle Higashioka on 9/16/20 vs. Toronto (also 3HR)...was the sixth Yankees first baseman (ninth time) to hit 3HR in a game, joining Mark Teixeira (3HR on 5/8/10 at Boston), Tony Clark (3HR on 8/28/04 at Toronto), Tino Martinez (3HR on 4/2/97 at Seattle), Johnny Mize (3HR on 9/15/50 at Detroit) and Lou Gehrig (four times: 4HR on 6/3/32 at Philadelphia-AL; 3HR on 5/22/30 at Philadelphia-AL-Game 2; 3HR on 5/4/29 at Chicago-AL; 3HR on 6/23/27 at Boston)...was his 20th career multi-HR game and his first since 4/18/21 vs. Atlanta w/ Chicago-NL...his 6RBI tied his career high.
- ▶ Hit 8HR in the Yankees' first 17 games and 9HR in the club's first 20G...was just the seventh Yankee (eighth time) to accomplish both of those feats.
- ▶ Was ejected by HP umpire Manny Gonzalez in the eighth inning on 5/19 at Baltimore.
- ▶ Hit his 300th career double with a two-run double in the ninth on 5/26 at Tampa Bay.
- ▶ Hit 10HR in June, his most in a calendar month in his career (previous: hit 9HR in April 2022 and in May 2019).
- ▶ Hit 8HR in 16 games from 6/3-20 and 11HR in 26 games from 6/3-7/2 after hitting just 3HR over his previous 33 games from 4/27-6/2(G2).
- ▶ Drove in both of the Yankees' runs on 6/16 vs. Tampa Bay, hitting a game-tying RBI single in the sixth inning and a "walk-off" solo HR in the ninth...marked his ninth career "walk-off" plate appearance, his eighth career "walk-off" hit and fifth career "walk-off" HR.
- ▶ Hit his sixth career grand slam in the fifth inning on 6/17 at Toronto (first since 9/13/19 vs. Pittsburgh w/ Chicago-NL).
- ▶ Hit his first career pinch-hit HR in the eighth inning on 6/19 at Toronto.
- ▶ Drew a 16-pitch walk in the sixth inning on 6/23 vs. Houston...according to *Elias*, it was the longest plate appearance by a Yankees batter since 2000, surpassing Brett Gardner's 15-pitch PA in 2013 (BB) and Derek Jeter's 15-pitch PA in 2011 (F8).
- ▶ Reached base in 22 straight starts from 6/30-8/2, hitting safely in 15 of those games...hit .266/.408/.608 (21-for-79) with 20R, 6 doubles, 7HR, 16RBI, 13BB and 6HP over that stretch.
- ▶ Reached base in 45 of his final 54 starts, hitting safely in 33 of those games (since 6/30-10/5).
- ▶ Was hit by a pitch in a career-long and franchise-record four straight games from 7/24-28.
- ▶ Played in his 1,500th career game on 7/29 vs. Kansas City.
- ▶ Homered in a career-high-tying four straight games from 7/29-8/2 (also 4G from 7/29-8/1/15).
- ▶ Was placed on the 10-day injured list on 9/6 (retroactive to 9/3) with headaches following an epidural injection to treat lower back pain...missed 14 team games...was reinstated from the 10-day injured list on 9/18.
- ▶ Was hit by a pitch five times in his final 10 games from 9/22-10/5.
- ▶ Was hit by a pitch for the 200th time in his career in the second inning on 10/1 vs. Baltimore...was the ninth player in Major League history to be hit 200 times.
- ▶ Batted .276/.432/.552 (8-for-29) with 4R, 2 doubles, 2HR, 8RBI, 5BB and 3HP in nine postseason games for the Yankees...hit .294/.429/.529 (5-for-17) with 2R, 1 double, 1HR, 4RBI, 3BB and 1HP during the ALDS...batted .250/.438/.583 (3-for-12), with 2R, 1 double, 1HR, 4RBI, 2BB and 2HP during the ALCS.
- ▶ Homered in ALDS Game 1 vs. Cleveland, becoming the third Yankee in franchise history to homer in each of his first two postseason games with the club...joined Shane Spencer and Ruben Sierra...marked the second time he homered in back-to-back postseason games (also 2015 NLDS Game 3 and Game 4 vs. St. Louis).
- ▶ Hit his ninth career postseason HR during ALCS Game 1 at Houston.

2021

- ▶ Combined with the Cubs and Yankees to hit .248/.344/.440 (123-for-496) with 73R, 23 doubles, 3 triples, 22HR, 61RBI and 52BB in 141 games.
- ▶ Became just the fifth player to homer for both the Cubs and Yankees in the same season, joining Alfonso Soriano (2013), Matt Lawton (2005), Glenallen Hill (2000) and Rey Sánchez (1997).
- ▶ Hit .325/.398/.503 (49-for-151) with 6 doubles, 7HR, 11BB and 8HP vs. left-handed pitching...was the 11th-highest BA vs. left-handers in the Majors and the highest in the Majors among left-handed hitters.
- ▶ Batted .248 (80-for-323) with 41R, 16 doubles, 3 triples, 14HR, 40RBI and 36BB in 92 games with the Cubs.
- ▶ In 49 games with the Yankees, hit .249/.340/.428 (43-for-173) with 32R, 7 doubles, 8HR, 21RBI and 16BB.
- ▶ Recorded his 19th career multi-HR game on 4/18 vs. Atlanta with the Cubs.
- ▶ Made his second career pitching appearance on 4/28 at Atlanta (0.2IP, 1BB, 1K).
- ▶ Hit .294 (20-for-68) with 8R, 5 doubles, 1 triple, 1HR, 11RBI and 10BB in 20 games during the month of May after hitting .231 (21-for-91) during the month of April.
- ▶ Recorded his seventh career "walk-off" hit with an RBI single in the 11th inning on 5/5 vs. Los Angeles-NL.
- ▶ Homered in three straight games with the Cubs from 7/25-27.
- ▶ Was acquired along with cash considerations from the Chicago Cubs in exchange for minor league right-handed pitcher Alexander Vizcaino and outfielder Kevin Alcántara on 7/29.
- ▶ In his first series with the Yankees, batted both first and fourth in the starting lineup...according to STATS, he was the first player since 1901 to start games batting both first and fourth in his first series with a club after joining the team mid-season...was just the second Yankee to do so in his first series with the club at any point in a season, joining Roger Maris who did so in his first series of the year in 1960...was just the ninth player in the Modern Era to do so in his first series with a club at any point in the season.
- ▶ Recorded 17RBI in his first 29 games with the Yankees from 7/30-9/10.



- ▶ Made his Yankees debut on 7/30 at Miami, hitting a go-ahead solo HR in the sixth inning...according to *Elias*, was the first Yankee to hit a go-ahead HR in his debut with the club since Giancarlo Stanton on 3/29/18...also was the first Yankee to hit a go-ahead HR in the sixth inning-or-later in his team debut since Alex Johnson hit a solo HR in the 12th inning on 9/10/74 at Boston.
- ▶ Drove in a run in each of his first six games with the Yankees (7/30-8/4), becoming the first player in franchise history to accomplish the feat since RBI became an official stat in 1920 (previous record: Don Slaught did it in his first five games with the Yankees from 4/9-13/88)...according to *Elias*, Rizzo was just the fourth Major League player in the last 70 years to record an RBI in his first six games for a team...joined Bobby Murcer (first 7G for Chicago Cubs in 1977), Jimmy Wynn (first 6G for Los Angeles Dodgers in 1974) and Jim Spencer (first 6G for Texas Rangers in 1973).
- ▶ Homered in each of his first two games with the Yankees (7/30-31 at Miami), becoming just the seventh Yankee to hit a homer in each of his first two games with the team...at the time, joined Ji-Man Choi (2G from 7/5-7/17), Aaron Judge (2G from 8/13-14/16), Joe Lefebvre (2G from 5/22-23/80), Dave Kingman (3G from 9/17-19/77), Graig Nettles (2G from 4/6-7/73) and Felipe Alou (2G from 4/14-15/71)...according to STATS, became the first player in Yankees history with two-or-more hits, including a HR, in each of his first two career games with the team...joined Joe DiMaggio and Jerry Lumpe as the only two players to score five runs through two career games with the Yankees.
- ▶ Homered in consecutive games from 9/9-10 for the third time in 2021 and second as a Yankee (also 2G from 7/30-31 and 3G from 7/25-27).
- ▶ Hit his 250th home run of his career on 9/30 at Toronto with a game-tying solo HR in the sixth inning.
- ▶ Hit a solo HR in the sixth inning of the AL Wild Card Game at Boston on 10/5.

2020

- ▶ In 58 games with the Cubs, hit .222 (45-for-203) with 26R, 6 doubles, 11HR, 24RBI and 28BB...his 11HR were tied for second on the team.
- ▶ Earned his fourth career NL Gold Glove Award...his .998 fielding percentage (1E/463TC) at first base was tied with Houston's Yuli Gurriel for best in the Majors at the position.
- ▶ Reached safely in 32 straight home games from 8/7/19-8/18/20...was his second on-base streak of at least 30G at Wrigley (also in 2014)...became the eighth Cubs player to record two such streaks at Wrigley.
- ▶ Recorded his 18th career multi-home run game on 8/29 at Cincinnati.

2019

- ▶ In 146 games with the Cubs, hit .293/405/520 (150-for-512) with 89R, 29 doubles, 3 triples, 27HR, 94RBI and 71BB...set a career high in BA and OBP...ranked fourth in the NL in OBP.
- ▶ Earned his third career NL Gold Glove Award after posting a .996 fielding percentage (5E/1,268TC) at first base.
- ▶ Batted .354/459/571 (90-for-254) with 53R, 14 doubles, 1 triple, 13HR and 37BB in 75 games at Wrigley Field...was the best home BA by a Cub since Derrek Lee's .371 home batting average in 2007...was the second-best home batting average in the Majors, trailing only Colorado's Charlie Blackmon (.379)...led the Majors with a .459 on-base percentage at home...was the best mark by a Cub at home since Hack Wilson's .501 OBP in 1930.
- ▶ Batted .307 (119-for-388) with 24 doubles, 3 triples, 21HR, 64RBI and 56BB off right-handed pitchers.
- ▶ Served as the club's leadoff hitter for 12G, batting .410 (16-for-39) with 8R, 1 double, 3HR and 9RBI on those games.
- ▶ Hit his 200th career home run on 5/6 vs. Miami off Sandy Alcantara.
- ▶ Hit his 200th homer as a Cub on 5/9 vs. Miami off of Trevor Richards...was the ninth player in franchise history to reach 200HR.
- ▶ Homered in three straight games from 5/22-24.
- ▶ Reached base in 23 straight games from 6/26-7/24, the second-longest on-base streak of his career (26G from 4/15-5/14/16).
- ▶ Was ejected from the game on 7/24 vs. Arizona by HP umpire Jordan Baker.
- ▶ Hit a go-ahead grand slam on 7/19 vs. San Diego.
- ▶ Notched 2HR on 8/20 vs. San Francisco, his first multi-homer game since 2017.
- ▶ Hit his second grand slam of the season on 9/13 vs. Pittsburgh.
- ▶ Suffered a moderate lateral right ankle sprain on 9/15 vs. Pittsburgh...returned to the lineup on 9/19 vs. St. Louis.

2018

- ▶ Hit .283 (160-for-566) with 74R, 29 doubles, 1 triple, 25HR, 101RBI and 70BB in 153 games with the Cubs.
- ▶ Reached the 100RBI plateau for his fourth consecutive season, becoming the first Cub to record at least four consecutive 100RBI seasons since Sammy Sosa (nine straight from 1995-2003)...was the first left-handed batter in franchise history to record four 100RBI seasons.
- ▶ Led the NL with 19 game-winning RBI, the first Cub to lead the league in that category since Sammy Sosa tied for the lead with 21 in 2003.
- ▶ Ranked third in the NL in HP (20), seventh in RBI and ninth in OBP (.376).
- ▶ Was placed on the disabled list for the first time in his career on 4/10 (retroactive to 4/6) with lower back tightness...was reinstated on 4/17.
- ▶ After batting .149 (11-for-74) in his first 18 games (3/29-4/30), batted .303 (149-for-492) with 29 doubles, 24HR, 92RBI and 66BB in his final 135 games (5/1-10/1).
- ▶ Hit his fourth-career leadoff home run on 5/1 vs. Colorado, surpassing Rick Monday for the most ever leadoff home runs by a Cubs first baseman.
- ▶ Drove in a run in eight straight games with an at-bat from 6/2-11...was the first Cub to accomplish the feat since Moises Alou had a 10-game streak from 8/20-29/04.



- ▶ Drove in a run in 10 straight home games from 5/25-6/19-G1...was the fourth Cub since the RBI became an official stat in 1920 to accomplish the feat, joining Ray Grimes (13G in 1922), Hack Wilson (10G in 1930) and Bill Nicholson (10G in 1943).
- ▶ Reached base in eight of 10 plate appearances in a doubleheader vs. St. Louis on 7/1, going 5-for-7 with 1 triple and 3BB...was the first Cubs batter to reach base eight times in a doubleheader since Mark Grace in 1995.
- ▶ Batted in the leadoff spot in 27 of 28 games from 7/13-8/14...led the NL with a .439 OBP during that span...also ranked fourth with a .340 batting average (35-for-103) over that stretch.
- ▶ Played in his 1,000th career game and hit his fourth career "walk-off" home run on 7/26...was his first "walk-off" HR since 9/15/14 vs. Cincinnati.
- ▶ Made his first career pitching appearance with two outs in the ninth inning of the Cubs 7-1 loss vs. Arizona on 7/23...threw two pitches and forced A.J. Pollock to fly out to center field.
- ▶ Collected his 1,000th career hit on 8/11 vs. Washington with a single in the third inning.
- ▶ Was named the NL "Player of the Week" for 8/20-26.
- ▶ Homered in three straight games from 8/21-23, one shy of his career-long streak.
- ▶ Recorded his 1,000th hit as a Cub with a seventh-inning double on 8/27 vs. the Mets.

2017

- ▶ Batted .273/.392/.507 (156-for-572) with 99R, 32 doubles, 3 triples, 32HR, 109RBI and 105B in 157 games...tied his career high in home runs and RBI...led the club in games played.
- ▶ Was hit by a pitch a NL-leading 24 times...also ranked fourth in the NL in walks, fifth in runs scored and HR.
- ▶ Played 157 games at first base, recording a .998 fielding percentage (3E/1,375TC).
- ▶ Hit 10HR off left-handed pitchers...were tied for second-most in the Majors by a left-handed batter, trailing only the Dodgers' Cody Bellinger (12HR).
- ▶ Hit a "walk-off" single in the home opener on 4/10 vs. Los Angeles-NL.
- ▶ Homered in three straight games twice: 4/21-23 and 7/15-17.
- ▶ Batted leadoff for the first time in his career in 10 straight games from 6/13-23, and reached safely in each of his first seven contests to lead off a game...became the first player in the last 60 seasons to reach in his first plate appearance in each of his first seven career games hitting leadoff...was the second Cubs player since 1946 to reach safely leading off seven-straight team games, joining Richie Ashburn from 6/28-7/3/60.
- ▶ Hit three leadoff home runs: 6/13-14 at the Mets and 6/20 vs. San Diego...was the first Cub since at least 1920 to hit a leadoff home run in each of his first two career games batting leadoff...was the first Major League player with a leadoff HR in each of his first two career leadoff starts since Arizona's Didi Gregorius on 6/4/14 at Colorado and 6/6/14 vs. Atlanta...was the first Cubs player with consecutive leadoff home runs since Tyler Colvin from 7/23-24/10...was the first Cubs first baseman to hit a leadoff home run since Rick Monday on 9/11/76 at Philadelphia.
- ▶ Recorded two hitting streaks of at least 12 games, including a career-high 14-game hitting streak from 6/6-20.
- ▶ Batted .355 (39-for-110) with 25R, 9 doubles, 7HR, 30RBI and 13BB 29 games in August...his 30RBI were the most by a Cubs player in any month since Sammy Sosa's 36RBI in August of 2001.
- ▶ Was named the NL "Player of the Week" for 8/14-20 after batting .429/.484/.750 (12-for-28) with 5R, 3 doubles, 2HR, 13RBI and 2BB in seven games...was his second career weekly honor.
- ▶ Hit a first-inning grand slam on 8/16 vs. Cincinnati...marked just the third time in franchise history that a cleanup hitter hit a grand slam in the first inning with no outs, joining Hank Lieber (9/12/39 vs. Boston) and Bob O'Farrell (6/14/1923 vs. Brooklyn).
- ▶ Did not allow an error in his final 138 games (4/25-10/1), surpassing Ernie Banks' 126-game streak from 1969-70 seasons for the longest by a Cubs first baseman since at least the live ball era started in 1920.
- ▶ Hit .135 (5-for-37) with 1R, 1 double, 1HR, 6RBI and 2BB in 10 postseason games.

2016

- ▶ Hit .292/.385/.544 (170-for-583) with 94R, 43 doubles, 4 triples, 32HR, 109RBI and 74BB in 155 games with the Cubs...tied his career high in home runs and set a career high in RBI...was named to his third NL All-Star team.
- ▶ Ranked second in the NL in RBI, tied for second in doubles, third in extra-base hits (79), seventh in SLG and OPS (.929) and 10th in OBP.
- ▶ Was named the NL Platinum Glove winner and won his first career Gold Glove after leading all first basemen with 125 assists and ranking fifth among NL first basemen with a .996 fielding percentage (6E/1,399TC).
- ▶ Was the fourth Cubs player in franchise history to hit 40 doubles and 30HR in a season and the first left-hander to accomplish the feat...joined Rogers Hornsby in 1929, Derrek Lee in 2005 and Alfonso Soriano in 2007.
- ▶ Hit .341 (58-for-170) with 12 doubles, 1 triple, 11HR, 82RBI and 35BB with runners in scoring position...his .341BA was the seventh-best average in that situation in the NL.
- ▶ His 17 game-winning RBI were the second-most in the NL, trailing only Nolan Arenado (22).
- ▶ Hit 8HR in the team's first 19G, becoming the first Cub to accomplish the feat since Billy Williams did so in 1970.
- ▶ His 24RBI in April are the fourth-most by any Cub in the month of April, trailing only by Derrek Lee's 28RBI in 2005, Javier Baez's 25RBI in 2018 and Billy Williams' 25RBI in 1970...his 8HR in April are tied for the third-most by a Cubs player in franchise history, trailing only Alfonso Soriano's 10HR in April of 2011 and Patrick Wisdom's 10HR in April of 2023.
- ▶ Hit 11HR and recorded 35RBI in the team's first 35 games (4/4-5/14)...according to *Elias*, was just the sixth Cubs player since 1920 (when RBI became an official stat) to record as many HR and RBI in the club's first 35 games of the season...joined Hack Wilson in 1930, Billy Williams in 1970, Dave Kingman in 1979, Andre Dawson (twice - 1987 and 1990) and Sammy Sosa in 2000.



- ▶ Recorded four multi-home run games (4/24 at Cincinnati, 7/20 vs. the Mets, 9/6 at Milwaukee and 9/14 at St. Louis).
- ▶ Reached base safely in a career-high 26-straight games from 4/15-5/14.
- ▶ Homered in three straight games from 4/20-22.
- ▶ Recorded his first career inside the park home run on 6/29 at Cincinnati.
- ▶ Was the starting first baseman for the NL All-Star team, his third-straight All-Star appearance...was the first Cub to make three straight NL All-Star teams since Sammy Sosa made five straight All-Star Games from 1998-2002.
- ▶ Recorded hits in eight-straight at-bats from 7/9-10 at Pittsburgh, collecting four hits each game.
- ▶ Recorded a "walk-off" walk on 8/11 vs. St. Louis.
- ▶ Made his first career appearance at 2B when he set up to field a possible bunt attempt on 9/28 at Pittsburgh.
- ▶ Hit .277/.373/.492 (18-for-65) with 11R, 5 doubles, 3HR, 10RBI and 8BB in the Cubs' World Series campaign...went 7-for-14 with 3R, 2 doubles, 2HR and 5RBI in the final three games of the NLCS after going 2-for-26 in the first seven postseason games...after going 0-for-4 in Game 1 of the World Series, proceeded to hit safely in the final six games of the series, including a pair of multi-hit games...went 3-for-5 and hit a two-out, two-run home run in the ninth inning of Game 6 of the World Series...scored a run in the 10th inning of Game 7 of the World Series.

2015

- ▶ Hit .278/.387/.512 (163-for-586) with 94R, 38 doubles, 3 triples, 31HR, 101RBI, 78BB and 17SB in 160 games with the Cubs...was named to his second career All-Star team...set a career high in stolen bases...ranked third in the NL in RBI, fourth in OPS (.899), fifth in OBP, tied for fifth in doubles and sixth in home runs and extra-base hits (72).
- ▶ Hit 30HR for the second straight season, becoming just the second left-handed hitter in franchise history to reach that plateau in multiple seasons...joined Billy Williams who reached the 30HR plateau 13 times.
- ▶ Recorded 94R, 38 doubles, 31 homers, 101RBI, 78BB and 17SB to become just the sixth-left-handed hitter in Major League history to reach those numbers in a single season...joined Babe Ruth (1921, 1923), Barry Bonds (1993, 1998), Ken Griffey, Jr. (1993), Larry Walker (1997) and Bobby Abreu (2001).
- ▶ Hit .294/.409/.472 (48-for-163) with 11 doubles, 6HR and 22BB off lefties...his .409 OBP off left-handers was the third-highest by any left-handed batter in the Majors.
- ▶ Was hit by a pitch 30 times, the most in the Majors and the most in franchise history (previous: 17 by Frank Chance in 1905 and Marlon Byrd in 2010)...were the most HP by a Major League player since Pittsburgh's Jason Kendall was hit 31 times in 1998.
- ▶ His 17SB ranked second among first basemen and were the most by a Cubs first baseman since Leon Durham had 28 in 1982.
- ▶ Recorded a .994 fielding percentage (9E/1,465TC) in 160 games at first base...his 126 assists were the second-most among big league first basemen (Joey Votto, 139)...went 50 straight games without an error from 5/26-7/24.
- ▶ Recorded his 100th career double on 5/19 at San Diego off James Shields.
- ▶ Recorded two multi-home run games: 6/5 at Washington and 6/19 at Minnesota.
- ▶ Homered in four straight games from 7/29-8/1...marked the 26th time since 1914 that a Cub homered in four straight games and the first since Alfonso Soriano from 4/30-5/4/10.
- ▶ Was named an NL All-Star for the second straight season, starting at DH (0-for-2)...was the first Cubs player to start an All-Star Game since OF Kosuke Fukudome and C Geovany Soto started in 2008.
- ▶ Hit his second career grand slam on 9/4 vs. Arizona off A.J. Schugel.
- ▶ Batted .188 (6-for-32) with 4R, 2HR, 2RBI, 2BB and 1HP in nine postseason games...homered off the Cardinals' Kevin Siegrist in both NLDS Game 3 and 4...was the first time in postseason history that a batter hit a homer off the same pitcher in consecutive games within one postseason series.

2014

- ▶ In 140 games with the Cubs, hit .286/.386/.527 (150-for-524) with 89R, 28 doubles, 1 triple, 32HR, 78RBI and 73BB...his 32HR set a career high (also tied in 2016-17 and '22)...made his first career NL All-Star team.
- ▶ His 32HR ranked second in the NL, trailing only Miami's Giancarlo Stanton...was the first Cub to rank at least second in the NL in homers since Derrek Lee ranked second in 2005 with 46HR.
- ▶ Ranked third in the NL in OPS (.913) and go-ahead RBI (30) and ninth in walks.
- ▶ Was just the seventh Cubs left-handed hitter to hit 32HR in a season and the first since Rick Monday (32HR in 1976).
- ▶ Batted .300 (42-for-140) with 6 doubles, 7HR and 11BB against lefties...his BA against lefties ranked fourth among NL left-handed hitters while he ranked second in homers (Philadelphia's Ryan Howard-10HR).
- ▶ Hit 11HR on the first pitch of an at-bat, tied with Baltimore's Nelson Cruz for the most such home runs in the Majors.
- ▶ His 20HR prior to the All-Star break were the most by a Cubs left-handed batter since Rick Monday hit 21 before the break in 1973.
- ▶ Hit a two-run HR and drew 4BB on 4/30 at Cincinnati, becoming the first Cub to hit a homer and walk at least four times since Hee-Seop Choi on 4/16/03 vs. Cincinnati.
- ▶ Recorded three multi-homer efforts: 5/31 at Milwaukee, 7/18 at Arizona and 7/22 vs. San Diego.
- ▶ Won MLB's Final Vote for the 34th roster spot on the National League roster for the All-Star Game...won with over 8.8 million votes...became just the fourth Cubs first baseman to make the NL All-Star team since 1982, joining Mark Grace (1993, 1995, 1997), Derrek Lee (2005, 2007) and Bryan LaHair (2012).
- ▶ At age 24, became the youngest first baseman in franchise history to make the NL All-Star team, surpassing Phil Cavarretta (age 27 in 1944).
- ▶ Had a 56-game errorless streak from 9/11/13-5/4/14 prior to committing an error on 5/5 vs. Chicago-AL...was the longest errorless streak by a Cubs first baseman since Derrek Lee's 59-game streak in 2010.
- ▶ Was named NL "Player of the Week" for 7/14-20 after hitting .455/.500/1.273 (5-for-11) with 3R, 3HR, 4RBI and 1HP in a three-game series at Arizona to start the second half of the season.



- ▶ Suffered a lower back strain on 8/26 at Cincinnati...missed the next 18 games...did not appear in a game again until 9/15 vs. Cincinnati, hitting a “walk-off” homer to lead off the ninth inning and break a scoreless tie.

2013

- ▶ In his first full Major League season, hit .233 (141-for-606) with 71R, 40 doubles, 2 triples, 23HR, 80RBI and 76BB in 160 games with the Cubs...ranked fifth in the NL in doubles and extra-base hits (65)...led the team and ranked sixth in the NL in walks...made his first career Opening Day roster.
- ▶ His 40 doubles were the most by a Cubs left-handed hitter since Mark Grace had 41 in 2000...his 65 extra-base hits were the team's most by a left-handed hitter since Grace had 65 in 1999.
- ▶ His .997 fielding percentage (5E/1,441TC) at first base ranked third in the NL.
- ▶ His 7HR against left-handed pitching were the fourth-most among NL left-handed hitters.
- ▶ Hit 8HR in April, tied for third-most by any Cubs hitter in franchise history...trails only Alfonso Soriano who hit 10HR in April 2011 and Patrick Wisdom who hit 10HR in April 2023...his 8HR in April were a franchise record for a Cubs left-handed hitter, surpassing Billy Williams (7HR in April 1970) and Henry Rodriguez (7HR in April 2000)...his 20RBI in April were the second-most RBI by a Cubs left-handed hitter in April (Billy Williams, 25 in 1970).
- ▶ Hit a HR on the first pitch he saw to begin the season on Opening Day at Pittsburgh in the first inning off A.J. Burnett.
- ▶ Recorded three multi-home run games (4/26 at Miami, 8/1 vs. Los Angeles-NL and 8/21 vs. Washington).
- ▶ On 5/13, signed a seven-year contract through 2019 that included club options for both 2020 and 2021.
- ▶ Played for Team Italy in the World Baseball Classic in March...batted .235 (4-for-17) with 4R, 2 doubles, 6RBI and 5BB in five games...helped the team reach the second round.

2012

- ▶ Was acquired by the Chicago Cubs along with RHP Zach Cates from the San Diego Padres in exchange for RHP Andrew Cashner and OF Kyung-Min Na on 1/6.
- ▶ Appeared in 87 games with the Cubs, hitting .285 (96-for-337) with 44R, 15 doubles, 15HR, 48RBI and 27BB...made 85 starts at first base and recorded a .995 fielding percentage (4E/735TC).
- ▶ Began the season with Triple-A Iowa, batting .342 (88-for-257) with 48R, 18 doubles, 2 triples, 23HR, 62RBI and 23BB in 70 games.
- ▶ Was recalled on 6/26 and spent the remainder of the season at the Major League level...from the time of his recall to the end of the season, his 48RBI led NL rookies in that span...his 15HR were tied for the second most among NL rookies in that same stretch.
- ▶ Became the first Cub ever to have three game-winning RBI in his first five games with Chicago...recorded four game-winning RBI in his first 10 games.
- ▶ Hit his first home run as a Cub on 6/30 vs. Houston off J.A. Happ.
- ▶ Was named the NL Rookie of the Month for July after hitting .330 (32-for-97) with 2 doubles, 7HR, 17RBI and 6BB...his 7HR tied a Cubs rookie record for the month of July, joining Gene Baker who hit 7HR in July 1954.
- ▶ Hit his first career “walk-off” home run on 7/29 vs. St. Louis with a two-run HR in the 10th-inning.
- ▶ Recorded his first career multi-homer game and first-career grand slam on 9/16 vs. Pittsburgh...hit a two-run homer in the fifth before hitting a grand slam in the sixth...set a career high with 6RBI.

2011

- ▶ Saw his first Major League action with the San Diego Padres, hitting .141 (18-for-128) with 9R, 8 doubles, 1 triple, 1HR, 9RBI and 21BB in 49 games over two stints (6/9-7/21 and 9/4-28).
- ▶ Was signed to a Major League contract and selected to the active roster on 6/9...made his Major League debut that night vs. Washington, going 1-for-2 with 1R, 1 triple and 2BB...recorded his first Major League hit with a triple in the fifth inning off Liván Hernández...at 21 years and 305 days, he was the youngest Padres player to make his big league debut since Sean Burroughs did so in 2002 (21 years and 202 days).
- ▶ Hit his first Major League home run on 6/11 vs. Washington (off John Lannan) with a solo shot in the second inning.
- ▶ Was optioned to Triple-A Tucson on 7/21 and was recalled on 9/4.
- ▶ Spent the majority of the season with Triple-A Tucson, batting .331 (118-for-356) with 64R, 34 doubles, 1 triple, 26HR, 101RBI and 43BB in 93 games.

2010

- ▶ Combined with Single-A Salem and Double-A Portland to hit .260 (138-for-531) with 92R, 42 doubles, 25HR, 100RBI and 61BB in 136 games...was named the Red Sox “Offensive Co-Player of the Year” after leading the organization in home runs.
- ▶ Began the season with Single-A Salem, hitting .248 (29-for-117) with 26R, 12 doubles, 5HR, 20RBI and 16BB in 29 games.
- ▶ Was promoted to Double-A Portland on 5/10 and hit .263 (109-for-414) with 66R, 30 doubles, 20HR, 80RBI and 45BB in 107 games...was named the Eastern League “Player of the Week” for 8/2-8.
- ▶ Following the season, was tabbed an Organization All-Star by MiLB.com.
- ▶ Was acquired by San Diego along with RHP Casey Kelly, OF Reymond Fuentes and a player to be named (INF Eric Patterson) for INF Adrian Gonzalez on 12/5.

2009

- ▶ Split the season between Single-A Salem and Single-A Greenville, batting .297/.368/.461 (132-for-445) with 63R, 37 doubles, 12HR, 66RBI and 50BB in 119 games...led Boston minor leaguers in OBP.



- ▶ Began the season with Single-A Greenville, batting .298 (73-for-245) with 40R, 21 doubles, 9HR, 42RBI and 25BB in 64 games...was named a South Atlantic League All-Star.
- ▶ Was transferred to Single-A Salem on 6/24 and hit .295 (59-for-200) with 23R, 16 doubles, 3HR, 24RBI and 25BB in 55 games.
- ▶ Was named the Red Sox "Defensive Player of the Month" for July.
- ▶ Following the season, was tabbed by *Baseball America* as Boston's No. 8 prospect.

2008

- ▶ Hit .373 (31-for-83) with 9R, 6 doubles, 11RBI and 3BB in 21 games with Single-A Greenville...missed most of the season after being diagnosed with Limited Stage Classical Hodgkin's Lymphoma.

2007

- ▶ Made his professional debut with the GCL Red Sox, batting .286 (6-for-21) with 6R, 1HR, 3RBI and 1BB in 6G.

PERSONAL

- ▶ Was named the recipient of the 2017 Roberto Clemente Award, annually given to the player who best represents the game of baseball through extraordinary character, community involvement, philanthropy and positive contributions, both on and off the field...was also the Cubs nominee for the Roberto Clemente Award in 2013, 2014, 2015 and 2016...beginning in 2022 and for the remainder of his career, Rizzo will wear a commemorative "21" patch on the back of his New Era cap in recognition of the 50th anniversary of Roberto Clemente's tragic passing and as a special tribute to his legacy.
- ▶ Following the 2022 season, was tabbed the winner of the Joan Payson/Shannon Forde Community Service award by the New York Chapter of the BBWAA.
- ▶ Was named one of six finalists for the Marvin Miller Man of the Year Award in 2017.
- ▶ Was the Cubs Heart and Hustle Award winner in 2013, 2015 and 2016...the award honors active players who demonstrate a passion for the game of baseball and best embody the values, spirit and traditions of the game.
- ▶ Was the Cubs finalist for the 2014, 2015 and 2019 Hank Aaron Award, presented to the league's top hitter.
- ▶ Was honored as the 2014 Branch Rickey Award winner in recognition of his work in the community with pediatric cancer patients.
- ▶ Played for Team Italy in the World Baseball Classic in March 2013.
- ▶ Started the Anthony Rizzo Family Foundation in 2012 to help raise money for cancer research, and to provide support to children and their families battling the disease...the foundation has raised more than \$16 million for families battling cancer since its inception...for the past 12 years, the nonprofit has hosted the "Annual Walk-off for Cancer" in Parkland, Fla...the foundation has also hosted toy drives for pediatric cancer patients and donated meals to oncology patients and staff at NewYork-Presbyterian, Joe DiMaggio Children's Hospital in Hollywood, Fla, and Lurie Children's Hospital in Chicago, Ill...Rizzo makes regular hospital visits and sends out approximately 1,000 personalized letters and autographed photos to children fighting cancer...the foundation also regularly hosts families impacted by cancer for batting practice and games...in 2022, the foundation distributed more than \$1 million in grants directly to families battling cancer to pay everyday household expenses...the foundation's "Swing for the Fences Auction" raised over \$800,000 in 2022 and over \$1 million in 2023.
- ▶ Was diagnosed with Limited State Classical Hodgkin's Lymphoma in April 2008.
- ▶ Graduated from Marjory Stoneman Douglas High School in Parkland, Fla., where he hit .468 with 48RBI and 28BB as a senior.

Rizzo's Career Batting Record

Year Club	AVG	G	AB	R	H	2B	3B	HR	RBI	SH	SF	HP	BB	SO	SB	CS	E	OBP	SLG
2007 GCL Red Sox	.286	6	21	6	6	0	0	1	3	0	0	2	1	2	0	0	0	.375	.429
2008 Greenville	.373	21	83	9	31	6	0	0	11	0	0	1	3	15	0	0	2	.402	.446
2009 Greenville	.298	64	245	40	73	21	0	9	42	0	2	2	25	60	2	1	2	.365	.494
Salem	.295	55	200	23	59	16	0	3	24	0	3	1	25	39	2	0	4	.371	.420
2010 Salem	.248	29	117	26	29	12	0	5	20	0	2	0	16	32	3	0	1	.333	.479
Portland - a	.263	107	414	66	109	30	0	20	80	0	6	2	45	100	7	1	15	.334	.481
2011 Tucson	.331	93	356	64	118	34	1	26	101	0	8	6	43	89	7	6	12	.404	.652
SAN DIEGO - b	.141	49	128	9	18	8	1	1	9	0	0	4	21	46	2	1	2	.281	.242
2012 Iowa	.342	70	257	48	88	18	2	23	62	0	4	23	52	2	2	9	.405	.696	
CHICAGO-NL	.285	87	337	44	96	15	0	15	48	0	1	3	27	62	3	2	4	.342	.463
2013 CHICAGO-NL	.233	160	606	71	141	40	2	23	80	0	2	6	76	127	6	5	5	.323	.419
2014 CHICAGO-NL	.286	140	524	89	150	28	1	32	78	0	4	15	73	116	5	4	9	.386	.527
2015 CHICAGO-NL	.278	160	586	94	163	38	3	31	101	0	7	30	78	105	17	6	9	.387	.512
2016 CHICAGO-NL	.292	155	583	94	170	43	4	32	109	0	3	16	74	108	3	5	6	.385	.544
2017 CHICAGO-NL	.273	157	572	99	156	32	3	32	109	0	4	24	91	90	10	4	3	.392	.507
2018 CHICAGO-NL - c	.283	153	566	74	160	29	1	25	101	0	9	20	70	80	6	4	7	.376	.470
2019 CHICAGO-NL	.293	146	512	89	150	29	3	27	94	0	3	27	71	86	5	2	5	.405	.520
2020 CHICAGO-NL	.222	58	203	26	45	6	0	11	24	0	2	10	28	38	3	1	1	.342	.414
2021 CHICAGO-NL - d	.248	92	323	41	80	16	3	14	40	0	3	14	36	59	4	2	3	.346	.446
YANKEES - e	.249	49	173	32	43	7	0	8	21	0	2	9	16	28	2	0	3	.340	.428
2022 YANKEES - f	.224	130	465	77	104	21	1	32	75	0	2	23	58	101	6	5	5	.338	.480
2023 YANKEES - g	.244	99	373	45	91	14	0	12	41	0	1	12	35	97	0	3	4	.328	.378
Minor League Totals	.303	445	1693	282	513	137	3	87	343	0	21	18	181	389	23	10	45	.372	.542
AL Totals	.235	278	1011	154	238	42	1	52	137	0	5	44	109	226	8	8	12	.334	.433
NL Totals	.269	1357	4940	730	1329	284	21	243	793	0	38	169	645	917	64	36	54	.370	.483
Major League Totals	.263	1635	5951	884	1567	326	22	295	930	0	43	213	754	1143	72	44	66	.364	.474



Selected by the Boston Red Sox in the sixth round of the 2007 First-Year Player Draft.

- a – Acquired by the San Diego Padres from the Boston Red Sox along with RHP Casey Kelly, OF Reymond Fuentes and INF Eric Patterson in exchange for INF Adrián González on December 5, 2010.
- b – Acquired by the Chicago Cubs from the San Diego Padres along with RHP Zach Cates in exchange for RHP Andrew Cashner and OF Kyung-Min Na on January 6, 2012.
- c – Placed on the 10-day disabled list from April 10 (retroactive to April 6) - April 17, 2018 with lower back tightness.
- d – Acquired by the Yankees with cash considerations from the Chicago Cubs in exchange for RHP Alexander Vizcaino and OF Kevin Alcántara on July 29, 2021.
- e – Placed on the COVID-19 injured list from August 8- August 18, 2021.
- f – Placed on the 10-day injured list on September 6 (retroactive to September 3) - September 18, 2022 with headaches following an epidural injection to treat lower back pain.
- g – Placed on the 10-day injured list on August 3, 2023 with post-concussion syndrome...was transferred to the 60-day injured list on September 12, 2023 and missed the remainder of the season.

Rizzo's Postseason Batting Record

Year	Club vs. Opp.	AVG	G	AB	R	H	2B	3B	HR	RBI	SH	SF	HP	BB	SO	SB	CS	E	OBP	SLG
2015	CHC vs. PIT (WC)	.000	1	4	0	0	0	0	0	0	0	0	0	0	2	0	0	0	.000	.000
	CHC vs. STL (DS)	.214	4	14	3	3	0	0	2	2	0	0	0	1	4	0	0	0	.267	.643
	CHC vs. NYM (CS)	.214	4	14	1	3	0	0	0	0	0	0	1	1	2	0	0	0	.313	.214
2016	CHC vs. SF (DS)	.067	4	15	1	1	0	0	0	0	0	0	0	2	4	0	0	0	.176	.067
	CHC vs. LAD (CS)	.320	6	25	3	8	2	0	2	5	0	0	0	2	6	1	0	0	.370	.640
	CHC vs. CLE (WS)	.360	7	25	7	9	3	0	1	5	0	0	2	4	3	1	0	0	.484	.600
2017	CHC vs. WAS (DS)	.200	5	20	1	4	1	0	1	6	0	0	0	1	6	0	0	0	.238	.400
	CHC vs. LAD (CS)	.059	5	17	0	1	0	0	0	0	0	0	1	1	8	0	0	0	.158	.059
	CHC vs. COL (WC)	.250	1	4	0	1	0	0	0	0	0	0	0	0	0	0	0	0	.250	.250
2020	CHC vs. MIA (WC)	.000	2	8	0	0	0	0	0	0	0	0	0	0	3	0	0	0	.000	.000
2021	NYG vs. BOS (WC)	.250	1	4	1	1	0	0	1	1	0	0	0	0	2	0	0	0	.250	1.000
2022	NYG vs. CLE (DS)	.294	5	17	2	5	1	0	1	4	0	0	1	3	5	0	1	1	.429	.529
	NYG vs. HOU (CS)	.250	4	12	2	3	1	0	1	4	0	0	2	2	3	0	0	0	.438	.583
Wild Card Totals		.100	5	20	1	2	0	0	1	1	0	0	0	0	7	0	1	0	.100	.250
LDS Totals		.197	18	66	7	13	2	0	4	12	0	0	1	7	19	0	0	1	.284	.409
LCS Totals		.221	19	68	6	15	3	0	3	9	0	0	4	6	19	1	0	0	.321	.397
World Series Totals		.360	7	25	7	9	3	0	1	5	0	0	2	4	3	1	0	0	.484	.600
POSTSEASON TOTALS		.218	49	179	21	39	8	0	9	27	0	0	7	17	48	2	1	1	.310	.413

Rizzo's All-Star Game Record

Year	Club, Site	AVG	G	AB	R	H	2B	3B	HR	RBI	SH	SF	HP	BB	SO	SB	CS	E	OBP	SLG
2014	CHC, Minnesota	.000	1	1	0	0	0	0	0	0	0	0	0	0	1	0	0	0	.000	.000
2015	CHC, Cincinnati	.000	1	2	0	0	0	0	0	0	0	0	0	0	0	0	0	0	.000	.000
2016	CHC, San Diego	.500	1	2	0	1	0	0	0	0	0	0	0	0	0	0	0	0	.500	.500
All-Star Game Totals		.200	3	5	0	1	0	0	0	0	0	0	0	0	1	0	0	0	.200	.200

Rizzo's World Baseball Classic Record

Year	Country, Site	AVG	G	AB	R	H	2B	3B	HR	RBI	SH	SF	HP	BB	SO	SB	CS	E	OBP	SLG
2013	Italy, Arizona	.235	5	17	4	4	2	0	0	6	0	0	0	5	3	0	0	0	.409	.353
WBC Totals		.235	5	17	4	4	2	0	0	6	0	0	0	5	3	0	0	0	.409	.353

Rizzo's Career Fielding Record

Position	PCT	G	PO	A	E	TC	DP
Pitcher	-	2	0	0	0	0	0
First Base	.995	1,607	12,526	1,346	66	13,938	1,148
Second Base	1.000	13	0	3	0	3	1
Third Base	-	1	0	0	0	0	0
Left Field	-	1	0	0	0	0	0

Rizzo's Career Home Run Chart

MULTI-HOMER GAMES: 22. **THREE-HOMER GAMES:** 1, 4/26/22 vs. BAL. **TWO-HOMER GAMES:** 21, last on 5/12/23 vs. TB. **GRAND SLAMS:** 6, last on 6/17/22 at TOR (Trevor Richards). **PINCH-HIT HR:** 1, 6/19/22 at TOR (Tim Mayza). **INSIDE-THE-PARK HR:** 1, 6/29/16 at CIN (Cody Reed). **"WALK-OFF HR":** 5, last on 6/16/22 vs. TB (Shawn Armstrong). **LEADOFF HR:** 4, last on 5/1/18 vs. COL (Jon Gray).

Rizzo's Career Bests and Streaks

HITS: 4 - 15 times (last on 7/23/23 vs. KC). **RUNS:** 4 - 2 times (last on 4/26/22 vs. BAL). **2B:** 3, 4/30/13 vs. SD. **3B:** 1 - 22 times (last on 5/12/22 at CWS). **HR:** 3, 4/26/22 vs. BAL. **RBI:** 6 - 4 times (4/26/22 vs. BAL). **BB:** 4 - 2 times (last on 9/13/17 vs. NYM). **SO:** 5, 7/30/23 at BAL. **SB:** 2 - 3 times (last on 8/15/18 vs. MIL). **HIT STREAK:** 14g, 6/6-20/17. **"WALK-OFF" HITS:** 8, last on 6/16/22 vs. TB (Shawn Armstrong).

Player of the Month: None

Player of the Week: 4 times (last: 5/8-14/23)

Rookie of the Month: July 2012

Most Championships, in the Four Major Sports

- MLB – New York Yankees (27)
- NHL – Montreal Canadiens (24)
- NBA – Boston Celtics and Minneapolis / Los Angeles Lakers (17 each)
- NFL – Green Bay Packers (13)

**as of 2/2/24*



CARLOS RODÓN • LHP



FRONT OFFICE

2024 YANKEES
RODÓN

2023 REVIEW

OPPONENTS

HISTORY & RECORDS

YANKEE STADIUM

PLAYER DEVELOPMENT

MEDIA

55

HT: 6-2 • **WT:** 255 • **BATS:** L • **THROWS:** L
BIRTHDATE: 12/10/92 • **OPENING DAY AGE:** 31
BIRTHPLACE: Miami, Fla.
RESIDES: Covington, Ind.
COLLEGE: North Carolina State
M.L. SERVICE: 8 years, 168 days

STATUS

- ▶ Signed a six-year Major League contract extending through the 2028 season on December 21, 2022.

CAREER NOTES

- ▶ Is a two-time All-Star (2021 with Chicago-AL and 2022 with San Francisco).
- ▶ Over nine Major League seasons with the Chicago White Sox (2015-21), San Francisco Giants (2022) and Yankees (2023), has gone 59-54 with three complete games and a 3.83 ERA (911.2IP, 796H, 419R/388ER, 347BB, 1,011K, 106HR) in 166 career games (161 starts).
- ▶ Has finished in the top-six of Cy Young voting twice (fifth in 2021 and sixth in 2022).
- ▶ Over two seasons from 2021-22, went 27-13 with two complete games and a 2.67 ERA (310.2IP, 222H, 98R/92ER, 88BB, 422K, 25HR) in 55 starts...during that span, led the Majors in K/9.0IP (12.23) and opponents' SLG (.307), ranked second in opponents' BA (.196) and opponents' OPS (.567), third in WAR among pitchers (11.1, FanGraphs), fourth in ERA (2.67), opponents' OBP (.259) and double-digit strikeout games (16), fifth in HR/9.0IP (0.72), tied for sixth in wins and seventh in strikeouts.
- ▶ Since 2021, ranks second in the Majors with a 11.66 K/9.0IP ratio (min. 350.0IP)...is tied for fourth in double-digit strikeout games (17) over that span.
- ▶ Tossed the 20th no-hitter in Chicago White Sox history on 4/14/21 vs. Cleveland, (9.0IP, 7K, 1HP)...retired his first 25BF before hitting Roberto Pérez in the ninth inning...was just the sixth pitcher to throw a no-hitter with the only baserunner reaching on a HBP...was the first no-hitter by a White Sox pitcher since Lucas Giolito's no-hitter on 8/25/20 vs. Pittsburgh...was the first no-hitter by a White Sox left-handed pitcher since Mark Buehrle's perfect game on 7/23/09 vs. Tampa Bay...according to STATS, was the first pitcher in Major League history to throw a no-hitter within two years of having "Tommy John" surgery.
- ▶ His 11 double-digit strikeout games in 2022 were the most in a single season in Giants history (previous high was nine games with at least 10K by Tim Lincecum in 2008 and Jason Schmidt in 2004)...his three such games with at least 10K and 0BB also tied a single-season franchise record, joining Kevin Gausman (three in 2021) and Madison Bumgarner (three in 2012 and 2016).
- ▶ Since 2021, has recorded at least 10K and 0BB in seven games, tied for the fifth-most such games in the Majors during that stretch...trails only Jacob deGrom (10), Gerrit Cole (nine), Corbin Burnes (eight) and Kevin Gausman (eight).
- ▶ Has made five Opening Day rosters (2016, '19-22)...began the 2017, 2018 and 2023 seasons on the injured list.
- ▶ Has made the postseason twice (2020-21).

CAREER HIGHLIGHTS

AL All-Star Team

- ▶ 2021

NL All-Star Team

- ▶ 2022

No-hitter

- ▶ 4/14/21 vs. Cleveland

2023

- ▶ In his first season with the Yankees, went 3-8 with a 6.85 ERA (64.1IP, 65H, 51R/49ER, 28BB, 64K, 15HR) in 14 starts...opponents batted .261/.340/.498 (65-for-249, 15HR); LH .195/.320/.439 (8-for-41, 3HR); RH .274/.345/.510 (57-for-208, 12HR)...missed 100 team games due to two injured list stints.
- ▶ Allowed 4H-or-fewer in nine of his 14 starts.
- ▶ Began the season on the 15-day injured list with a left forearm strain...was transferred to the 60-day injured list on 6/1...missed 88 team games...made three combined rehab starts with Double-A Somerset and High-A Hudson Valley, going 0-1 with a 0.84 ERA (10.2IP, 1ER) and 17K...was returned from rehab and reinstated from the 60-day injured list on 7/7.
- ▶ Made his Yankees debut on 7/7 vs. Chicago-NL and took the loss despite allowing just 2ER in 5.1IP (4H, 2BB, 2K, 1HR, 1WP).
- ▶ Took the loss in each of his first three starts from 7/7-19 and four of his first five starts from 7/7-8/1.
- ▶ Made his 150th career start on 7/19 at Los Angeles-AL(L, 4.1IP, 4H, 6ER, 5BB, 3K, 2HR)...his 5BB were a season high and his most in a game since 4/20/21 at Cleveland with Chicago-AL (5BB).
- ▶ Earned his first win as a Yankee on 7/26 vs. the Mets after allowing just 1ER over 5.2IP (4H, 3BB, 4K, 0HR, 1HP).
- ▶ Allowed 2ER-or-fewer in five of eight starts from 7/26-9/12 (G2) and four of five starts from 8/22-9/12(G2).
- ▶ Exited his start in the third inning on 8/6 vs. Houston with left hamstring tightness (ND, 2.2IP, 3H, 5ER, 2BB, 5K, 2HR).
- ▶ Was placed on the 15-day injured list on 8/7 with a left hamstring strain...missed 12 team games...was reinstated on 8/22.
- ▶ Allowed 3ER-or-fewer in six of seven starts from 8/22-9/24.
- ▶ Allowed 2ER-or-fewer in three straight starts from 8/22-9/1, going 1-0 with a 2.87 ERA (15.2IP, 5ER) over that span.
- ▶ Did not record a decision on 8/22 vs. Washington despite allowing just 1R/ER in 6.0IP (6H, 0BB, 1K, 1HR, 1HP).
- ▶ Earned his second win of the year on 9/1 at Houston (5.0IP, 3H, 2ER, 1BB, 4K, 1HR, 1HP).



- Recorded the loss in four of his final five starts from 9/7-29, including each of his final three from 9/17-29.

RODÓN'S 2023 PITCHING LINES												
Date/Opp	Score	W/L	IP	H	R	ER	HR	BB	K	NP/S	ERA	Left Game
7/7 vs. CHC*	0-3	L	5.1	4	2	2	1	2	2	69/45	3.38	Trailing 2-0
7/14 at COL*	2-7	L	5.0	4	4	4	1	2	6	88/51	5.23	Trailing 4-2
7/19 at LAA*	3-7	L	4.1	4	6	6	2	5	3	87/51	7.36	Trailing 6-0
7/26 vs. NYM*	3-1	W	5.2	4	1	1	0	3	4	93/61	5.75	Leading 3-1
8/1 vs. TB*	2-5	L	4.0	4	4	4	2	4	5	97/63	6.29	Trailing 4-0
8/6 vs. HOU	7-9	ND	2.2	3	5	5	2	2	5	58/38	7.33	Trailing 5-1
8/22 vs. WAS*	1-2	ND	6.0	6	1	1	1	0	1	68/41	6.27	Tied 1-1
8/27 at TB*	4-7	ND	4.2	4	2	2	1	2	7	84/57	5.97	Leading 4-2
9/1 at HOU*	6-2	W	5.0	3	2	2	1	1	4	92/61	5.70	Leading 6-2
9/7 vs. DET	3-10	L	3.2	8	7	7	1	0	4	73/52	6.60	Trailing 6-1
9/12 at BOS-G2	4-1	W	5.0	4	1	1	1	4	9	93/58	6.14	Leading 2-1
9/17 at PIT	2-3	L	6.2	6	3	3	1	0	10	103/76	5.90	Trailing 3-2
9/24 vs. ARI	1-7	L	6.1	5	5	3	0	1	4	93/61	5.74	Trailing 4-0
9/29 at KC*	5-12	L	0.0	6	8	8	1	2	0	35/21	6.85	Trailing 5-0
Totals (14GS)			3-8	64.1	65	51	49	15	28	64	6.85	

*start came after a team loss / **Bold** - season high

- Recorded his third win of the season in Game 2 on 9/12 at Boston (5.0IP, 4H, 1ER, 4BB, 9K, 1HR, 1WP).

- Took the loss on 9/17 at Pittsburgh despite recording a quality start and notching his 24th career double-digit strikeout game (6.2IP, 6H, 3ER, 0BB, 10K, 1HR, 1WP)... struck out Ke'Bryan

Hayes swinging in the fourth inning for his 1,000th career strikeout...his 6.2IP, 10K and 103 pitches were season highs...marked the eighth time in his career he recorded double-digit strikeouts without issuing a walk.

- Tossed at least 6.0IP in back-to-back starts from 9/17-24 after doing so just once in his first 11 starts from 7/7-9/12(G2).
- Allowed a career-high-tying 8R/ER in his final start on 9/29 at Kansas City without recording an out (0.0IP, 6H, 2BB, 1HR)...was the second Yankee in franchise history to allow at least 8R in a game without recording an out (also Bob Kammeyer on 9/18/79 at Cleveland - 8R).

2022

- Went 14-8 with one complete game and a 2.88 ERA (178.0IP, 131H, 59R/57ER, 52BB, 237K, 12HR) over 31 starts with the San Francisco Giants...posted career highs in wins, innings pitched, strikeouts, double-digit strikeout games (11) and games started...opponents batted .202/.263/.308 (131-for-649, 12HR); LH .179/.257/.260 (22-for-123, 2HR); RH .207/.264/.319 (109-for-526, 10HR)...made his second career All-Star Game.
- Led the Majors in K/9.0IP (11.98) and double-digit strikeout games (11), ranked second in WAR among pitchers (6.2, FanGraphs, second in NL), third in strikeouts (second in NL), fourth in opponents' OPS (.571, second in the NL), fifth in opponents' SLG (.308, second in NL), sixth in HR/9.0IP (0.61, fourth in NL) and eighth in opponents' batting average (.202, fourth in the NL)...also ranked sixth in NL in ERA, tied for ninth in wins and tied for 10th in games started.
- Finished sixth in NL Cy Young Award voting.
- His 237K were the fourth-most by a Giants left-handed pitcher in a single season since 1883, trailing only Madison Bumgarner (251K in 2016), Cy Seymour (244K in 1898) and Rube Marquard (238K in 1911).
- Was the fourth Giant (second in the San Francisco-Era) to record at least 200K in his first season with the club...joined Sam Jones (209K in 1959), Amos Rusie (341K in 1890) and Time Keefe (227K in 1885).
- Allowed 2ER-or-fewer in 24 of his 31 starts...allowed 1ER-or-fewer in 18 of those starts.
- Received 3R-or-fewer of support in 20 of his 31 starts.
- Made six scoreless starts: 0R in 5.0IP on 4/20 at the Mets, 0R in 6.0IP on 6/12 vs. Los Angeles-NL, 0R in 8.0IP on 6/17 at Pittsburgh, 0R in 7.0IP on 7/31 vs. Chicago-NL, 0R in 6.0IP on 9/4 vs. Philadelphia and 0R in 6.0IP on 9/29 vs. Colorado.
- His 11.98 K/9.0IP ratio was the highest by a Giants pitcher in franchise history among pitchers who have tossed at least 130.0 innings in a season.
- His Major League-leading 11 double-digit strikeout games were the most in a single season in Giants history (previous high was nine games with at least 10K by Tim Lincecum in 2008 and Jason Schmidt in 2004)...recorded just two double-digit strikeout games over his first 13 starts (4/9-6/17) before recording nine such games over his final 18 starts (6/22-9/29).
- His three games of at least 10K and 0BB were tied for the most by a Giants pitcher in a single season since 1901...joined Kevin Gausman (three in 2021) and Madison Bumgarner (three in 2012 and 2016)...accomplished the feat on 7/31 vs. Chicago-NL (10K and 0BB), 8/23 at Detroit (10K and 0BB) and 9/29 vs. Colorado (10K and 0BB).
- Recorded back-to-back double-digit strikeout games three times: 7/26-31, 8/17-23 and 9/4-9.
- Allowed 2R-or-fewer in six straight starts twice: 4/9-5/9 and 6/1-28.
- Allowed 4H-or-fewer in 18 of his 31 starts.
- 135 of his strikeouts ended with a fastball...according to Statcast, that was the third-highest total in the Majors, trailing only Nestor Cortes (144K) and Gerrit Cole (141K).
- Went 8-2 with a 1.93 ERA (84.0IP, 18ER), 121K and a .199 (61-for-306) opponents' BA in 15 starts at home...his 1.93 home ERA was the second-lowest by a qualified Giants starter in a single season since Oracle Park opened in 2000, trailing only Tim Lincecum's 1.88 home ERA in 2009...ranked fourth in the Majors in home ERA.
- Posted a career-high eight-game winning streak from 8/7/21-4/26/22, posting a 1.59 ERA (51.0IP, 9ER) and 74K in that span.
- Went 4-1 with a 1.80 ERA (35.0IP, 7ER) and 53K in his first six starts from 4/9-5/9...tossed at least 5.0IP and allowed 2R-or-fewer in each of his first six appearances, tied for the third-longest such streak by a Giants pitcher to start a season since 1901...trailed only Juan Marichal's 10-game streak to start the 1966 season and Alex Wood's seven-game streak to start the 2021 season...his 53K were the second-most by a Giant through his first six starts of a season since at least 1893, trailing only RHP Tim Lincecum's 56K in his first 6GS in 2010...his 53K were the most by any pitcher in his first six starts in a Giants uniform since at least 1893.



- ▶ Made his Giants debut on 4/9 vs. Miami and struck out 12 batters in 5.0IP (3H, 1R/ER, 2BB)...his 12K were tied for the second-most by any pitcher in their Giants debut, trailing only Cliff Melton's 13K on 4/25/37 vs. Boston-NL...according to 5STATS, he was the first Major League pitcher in the Modern Era (since 1900) to record at least 12K in 5.0IP-or-fewer in his debut with a team.
- ▶ His 21K over his first two starts were the second-most by a Giant in his first two starts of the season behind Cliff Melton's 22K in 1937 and also the second-most by a Giant in his first two starts with the organization, also behind Melton's 22K in 1937...his 29K through his first three starts were the most by a Giants starter in their first three starts in the organization since 1901 and the second-most by any Giants starter in his first three starts of a season behind Christy Mathewson's 30K through his first three starts of the 1908 campaign...his 38K through his first four starts were the most by a Giants starter in their first four starts in the organization since 1901, surpassing Tim Lincecum's mark of 35K in the 2009 season.
- ▶ Allowed a career-high-tying 8R/ER on 5/15 at St. Louis after allowing just 7R total over his first six starts of the season (4/9-5/9).
- ▶ Went 10-4 with a 2.60 ERA (128.0IP, 37ER) and 173K in his final 22 starts from 6/1-9/29.
- ▶ In six starts during the month of June, went 3-0 with a 1.25 ERA (36.0IP, 5ER), 41K and a .185 opponents' BA... among pitchers who tossed at least 30.0IP, posted the best ERA in the Majors during the month of June and ranked sixth in opponents' BA...also tied for third in the NL in that span in strikeouts...his 1.25 ERA was the fifth-lowest by a Giants starting pitcher in the month of June since earned runs became an official stat in 1920...trailed only Juan Marichal's 0.74 ERA in June 1965, Gaylord Perry's 0.90 ERA in June 1966, Johnny Antonelli's 1.15 ERA in June 1954 and Hal Schumacher's 1.17 ERA in June 1933.
- ▶ Posted a career-high 21.0 scoreless inning streak from 6/7-22...was tied for the longest scoreless streak by a Giants pitcher in 2022 and tied for the eighth-longest scoreless streak in the NL.
- ▶ Did not allow a HR in seven straight starts from 6/12-7/14, the longest single-season streak of his career.
- ▶ Tossed his third career complete game and tied his season high with 12K on 7/9 at San Diego (W, 9.0IP, 3H, 1R/ER, 2BB, 0HR)...it marked his second career nine-inning complete game (also his no-hitter on 4/14/21 vs. Cleveland).
- ▶ Was named an All-Star for the second time in his career after going 8-5 with a 2.66 ERA (105.0IP, 31ER) in 18 starts prior to the break...was inactive for the Midsummer Classic due to a blister issue.
- ▶ Went 6-2 with a 2.32 ERA (62.0IP, 16ER) and 89K in his final 11 starts of the season from 7/31-9/29...the Giants went 8-3 over those 10 starts...recorded six double-digit strikeout performances during that stretch.
- ▶ In his final eight starts from 8/17-9/29, struck out 69-of-170BF...posted a 14.22 K/9.0IP (43.2IP, 69K) in that span.
- ▶ During the month of September, went 2-1 with a 2.03 ERA (26.2IP, 6ER) and 46K in five starts.
- ▶ Left his start on 9/14 vs. Atlanta after 71 pitches due to a blister and cracked nail.
- ▶ Was placed on the COVID-19 injured list on 10/4, missing his final start of the season.
- ▶ Signed a two-year contract with the Giants on 3/14 with a player opt-out after the 2022 season...exercised his opt-out on 11/6.
- ▶ Signed a six-year Major League contract with the Yankees extending through the 2028 season on 12/21.

2021

- ▶ In 24 starts with the Chicago White Sox, went 13-5 with one complete game and a 2.37 ERA (132.2IP, 91H, 39R/35ER, 36BB, 185K, 13HR)...his 2.37 ERA was a career best...opponents batted .189/.255/.306 (91-for-481, 13HR); LH .240/.275/.317 (25-for-104, 1HR); LH .175/.249/.302 (66-for-377, 12HR)...was named to his first career All-Star team.
- ▶ Among pitchers who tossed at least 130.0 innings, ranked first in the Majors in ERA, second in K/9.0IP (12.55, first in AL) and opponents' OPS (.560, first in AL), third in opponents' BA (.189, first in AL), opponents' OBP (.255, first in AL), opponents' SLG (.306, first in AL) and WHIP (0.96, first in AL)...also ranked fourth in the AL in K/BB (5.14), tied for fifth in wins, fifth in HR/9.0IP (0.88) and tied for ninth in strikeouts.
- ▶ According to FanGraphs, his 4.9 WAR was third in the AL and tied for eighth among Major League pitchers.
- ▶ His 2.37 ERA was lowest by a White Sox pitcher with at least 130.0IP since Chris Sale posted a 2.17 ERA in 2014.
- ▶ His .175 opponents' BA vs. righties was the fourth-lowest in the Majors.
- ▶ Allowed 2ER-or-fewer in 19 of his 24 starts...allowed 1ER-or-fewer in 16 of his starts.
- ▶ Recorded five double-digit strikeout games: 12K on 4/29 vs. Detroit, 13K on 5/21 at the Yankees, 10K on 5/26 vs. St. Louis, 10K on 7/18 vs. Houston and 11K on 8/7 at Chicago-NL.
- ▶ Became just the second pitcher in White Sox history to record at least 10K and not allow a walk in three games during a single season, joining Chris Sale (three in 2014).
- ▶ His seven scoreless starts were tied for the sixth-most in the Majors and tied for the most in the AL...allowed 0R in 5.0IP on 4/5 at Seattle, SHO on 4/14 vs. Cleveland, 0R in 6.0IP on 5/7 at Kansas City, 0R in 6.0IP on 5/21 at the Yankees, 0R in 7.0IP on 7/18 vs. Houston, 0R in 5.0IP on 8/7 at Chicago-NL and 0R in 5.0IP on 9/29 vs. Cincinnati.
- ▶ Tossed at least 5.0IP in 21 of 24 starts and at least 6.0IP in 10 of those starts.
- ▶ In 11 home starts, went 6-3 with a 2.26 ERA (63.2IP, 16ER), 85K and a .170 (38-for-224) opponents' BA...his 2.26 home ERA was the second-lowest by a White Sox pitcher (min. 60.0IP) in Guaranteed Rate Field history, trailing only Alex Fernández in 1994 (2.23 ERA).
- ▶ Began the season with a 16.0 scoreless inning streak from 4/5-20...his streak was tied with Garrett Crochet for the longest by a White Sox pitcher in 2021.
- ▶ Went 5-0 with a 0.58 ERA (31.0 IP, 2ER), 44K and a .114 (12-for-105) opponents' batting average over his first five starts of the season from 4/5-5/7...made three scoreless starts and allowed one earned run twice during the five-start span...his 0.58 ERA was the lowest by a White Sox starting pitcher in his first five games of a season since earned runs became an official stat in 1920...was the first White Sox pitcher to win his first five starts of a season since Chris Sale won nine straight to begin 2016...marked the first time in his career that he won five consecutive starts.
- ▶ Became just the fifth pitcher in the last 75 years to win his first five starts with a sub-0.60 ERA...joined Jordan Zimmermann (0.55 ERA in first 5GS in 2016), Zack Greinke (0.50 ERA in first 5GS in 2009), Pedro Martinez (0.50 ERA in first 5GS in 1997) and Fernando Valenzuela (0.20 ERA in first 5GS in 1981).



- ▶ In his second start of the season on 4/14 vs. Cleveland, threw his first career no-hitter and the 20th no-hitter in club history (9.0IP, 7K, 1HP)...retired his first 25BF before hitting Roberto Pérez in the ninth inning...marked his first complete-game shutout...became just the sixth pitcher to throw a no-hitter with the only baserunner reaching on a HBP...was the first no-hitter by a White Sox pitcher since Lucas Giolito's no-hitter on 8/25/20 vs. Pittsburgh...was the first no-hitter by a White Sox lefthander since Mark Buehrle's perfect game on 7/23/09 vs. Tampa Bay...according to STATS, was the first pitcher in Major League history to throw a no-hitter within two years of having "Tommy John" surgery.
- ▶ Was named the AL "Player of the Week" for the period of 4/12-18 after tossing his no-hitter...marked his first career weekly honor.
- ▶ Recorded at least 8K in a franchise-record 10 straight starts from 5/21-7/18...surpassed the previous mark held by Juan Pizarro (nine from 8/5-9/10/1961).
- ▶ Recorded a career-high 13K on 5/21 at the Yankees...did not walk a batter, becoming the sixth White Sox pitcher (eighth time) to record at least 13K and 0BB in a start...joined Chris Sale (14K and 0BB on 8/26/16 vs. Seattle and 14K and 0BB on 6/19/15 vs. Texas), Javier Vázquez (13K and 0BB on 9/17/07 at Kansas City), Jason Bere (13K and 0BB on 9/8/93 vs. Boston), Juan Pizarro (13K and 0BB on 5/22/64 vs. Washington-AL and 13K and 0BB on 9/29/61 at Baltimore) and Gary Peters (13K and 0BB on 7/15/63 vs. Baltimore)...became just the fourth White Sox pitcher to record at least 13K in 6.0IP-or-fewer, joining Lucas Giolito (13K in 6.0IP on 8/11/19 vs. Oakland), Reynaldo López (14K in 6.0IP on 4/28/19 vs. Detroit) and José Contreras (13K in 6.0IP on 6/17/06 at Cincinnati).
- ▶ Did not allow a walk and recorded at least 10K in back-to-back starts from 5/21-26...was just the second pitcher in White Sox history to accomplish the feat in back-to-back starts, joining Lance Lynn (also 2G from 4/8-15/21).
- ▶ Struck out Amed Rosario swinging in the third inning in Game 1 on 5/31 at Cleveland for his 600th career strikeout.
- ▶ Took a no-hitter into the seventh inning on 6/13 at Detroit before allowing a one-out double to Eric Haase (W, 7.0IP, 1H, 1R/ER, 2BB, 9K, 0HR).
- ▶ Was named to the AL All-Star team on 7/4 via the player ballot...did not pitch in the game.
- ▶ Retired 21 of his 22BF on 7/18 vs. Houston, allowing just one hit without surrendering a walk (7.0IP, 0R, 10K).
- ▶ Went undefeated in his final six starts of the season from 8/7-9/29, going 5-0 with a 1.93 ERA (28.0IP, 6ER) and 36K in that span.
- ▶ Was placed on the 10-day injured list on 8/11 (retroactive to 8/8) with left shoulder fatigue...was reinstated from the injured list on 8/26.
- ▶ Became the 27th pitcher in White Sox history to record 700 career strikeouts on 9/10 vs. Boston, striking out Rafael Devers swinging in the fourth inning.
- ▶ Made his first career postseason start in ALDS Game 4 vs. Houston and took the loss (2.2IP, 3H, 2R/ER, 2BB, 3K, 1HP).

2020

- ▶ Made just four appearances (two starts) for the White Sox, going 0-2 with a 8.22 ERA (7.2IP, 9H, 7R/ER, 3BB, 6K, 1HR).
- ▶ Made his third Opening Day roster.
- ▶ Left his second start of the season on 8/3 at Milwaukee with left shoulder soreness (2.0IP, 3H, 1R/ER, 0BB, 1K).
- ▶ Was placed on the 10-day injured list on 8/4 with left shoulder inflammation...was transferred to the 45-day injured list on 9/13 and reinstated on 9/24.
- ▶ Made his final two appearances of the season out of the bullpen...his relief appearance on 9/24 at Cleveland marked his first appearance out of the bullpen since 5/2/15 at Minnesota...took the loss on 9/24 after allowing a game-winning double to José Ramírez in the seventh inning.
- ▶ Tossed 1.2 hitless innings of relief in his final regular season outing on 9/27 vs. Chicago-NL.
- ▶ Made the postseason for the first time in his career...made his postseason debut in the AL Wild Card Series Game 3 at Oakland (0.0IP, 1H, 2R/ER, 2BB/1IBB).
- ▶ Was non-tendered on 12/2.

2019

- ▶ Went 3-2 with a 5.19 ERA (34.2IP, 33H, 22R/20ER, 17BB, 46K, 4HR) in seven starts with the White Sox...missed the majority of the season after undergoing "Tommy John" surgery.
- ▶ Made his first career Opening Day start on 3/28 at Kansas City (L, 5.1IP, 3H, 3R/2ER, 1BB, 6K, 1HP)...became the seventh homegrown pitcher to start a season-opener for the White Sox since 1991, joining Jack McDowell (1991-94), Alex Fernández (1995-96), James Baldwin (1999), Mike Sirotko (2000), Mark Buehrle (2002-06, '08-11) and Chris Sale (2013-16).
- ▶ Posted a 2.89 ERA (28.0IP, 9ER) in his first five starts from 3/28-4/19.
- ▶ Struck out Mike Tauchman swinging in the fifth inning on 4/14 at the Yankees for his 500th career strikeout.
- ▶ Allowed a career-high-tying 8R/ER in a no-decision on 4/26 vs. Detroit (3.0IP, 9H, 3BB, 5K, 3HR).
- ▶ Was placed on the 10-day injured list on 5/2 with left elbow inflammation...also was diagnosed with an edema in the flexor mass of his left arm...underwent "Tommy John" surgery on 5/15...was transferred to the 60-day injured list on 6/7.

2018

- ▶ Went 6-8 with a 4.18 ERA (120.2IP, 97H, 61R/56ER, 55BB, 90K, 15HR) in 20 starts with the White Sox...opponents batted .220/.322/.376 (97-for-441, 15HR); LH .245/.360/.500 (23-for-94, 6HR); RH .213/.311/.343 (74-for-347, 9HR).
- ▶ Allowed 2ER-or-fewer in 12 of his 20 starts...recorded two scoreless starts: OR in 7.1IP on 7/11 vs. St. Louis and OR in 8.0IP on 8/10 vs. Cleveland.
- ▶ Began the season on the disabled list recovering from his offseason shoulder surgery...was placed on the 10-day disabled list on 3/26 and was transferred to the 60-day disabled list on 4/12.



- ▶ Made four rehab starts between Single-A Kannapolis and Triple-A Charlotte, going 1-0 with a 1.53 ERA (17.2IP, 13H, 3R/ER, 5BB, 28K, 0HR)...left his rehab start with Charlotte on 5/24 vs. Norfolk in the third inning after taking a line drive to the head.
- ▶ Was reinstated from the 60-day disabled list on 6/9 and made his season debut that night at Boston (5.0IP, 6H, 4R/2ER, 2BB, 7K, 2HR).
- ▶ Struck out Khris Davis swinging in the second inning on 6/24 vs. Oakland for his 400th career strikeout.
- ▶ Made nine consecutive quality starts while allowing 5H-or-fewer from 7/5-8/27, marking the longest such streak by a White Sox pitcher since at least 1908...went 5-0 with a 1.84 ERA (63.2IP, 13ER) during the streak.
- ▶ Posted a season-high 15.1 scoreless inning streak from 7/5-24, matching the longest by a White Sox pitcher in 2018 (also Joakim Soria's 15.1 inning streak from 5/30-7/3).
- ▶ Posted a five-game winning streak from 7/11-8/27, going 5-0 with a 1.72 ERA (57.2IP, 11ER) in eight starts...tossed at least 7.0IP in six of those eight starts.
- ▶ Posted a sub-2.00 ERA in July (1.88) and August (1.80).
- ▶ Recorded a 14.0 scoreless inning streak from 8/4-15.
- ▶ Lost five straight decisions for the first time in his career from 9/1-29, going 0-5 with a 9.22 ERA (27.1IP, 28ER) over his final six starts.
- ▶ Allowed a career-high-tying 8R/ER in his final start of the season on 9/29 at Minnesota (1.0IP, 6H, 4BB, 2K, 0HR).

2017

- ▶ Made just 12 starts for the White Sox, going 2-5 with a 4.15 ERA (69.1IP, 64H, 35R/32ER, 31BB, 76K, 12HR)...opponents batted .246/.331/.438 (64-for-260, 12HR); LH .286/.333/.413 (18-for-63, 2HR); RH .234/.330/.447 (46-for-197, 10HR).
- ▶ Recorded three double-digit strikeout efforts: 10K on 7/3 at Oakland, 11K on 7/25 at Chicago-NL and 11K on 8/4 at Boston.
- ▶ Began the season on the disabled list...was placed on the 10-day disabled list on 4/2 (retroactive to 3/30) with bursitis in his left biceps...was transferred to the 60-day disabled list on 5/4...combined to make four rehab starts with Single-A Winston-Salem and Triple-A Charlotte...was returned from his rehab assignment and reinstated from the disabled list on 6/28.
- ▶ Made his season debut on 6/28 at the Yankees (L, 5.0IP, 2H, 3R/0ER, 6BB, 2K, 0HR).
- ▶ Lost three straight starts for the first time in his career from 7/9-25.
- ▶ With his 11K in 4.0IP on 7/25 at Chicago-NL, he became the first pitcher in the Modern Era (since 1900) to record 11K in 4.0IP-or-fewer...also drove in both White Sox runs with a two-run double in the second inning, his first career hit.
- ▶ Went 1-1 with a 3.00 ERA (45.0IP, 15ER) in his final seven starts (7/30-9/2) after going 1-4 with a 6.29 ERA (24.1IP, 17ER) in his first five starts (6/28-7/25)...allowed 2ER-or-fewer in six of his final seven starts.
- ▶ Made five consecutive quality starts from 7/30-8/21, going 1-0 with a 2.25 ERA (36.0IP, 9ER).
- ▶ Was scratched from his start on 9/7 vs. Cleveland shortly before first pitch...was placed on the 10-day disabled list on 9/8 (retroactive to 9/5) with left shoulder inflammation and missed the remainder of the season.
- ▶ Underwent arthroscopic surgery on his left shoulder (bursitis and debridement) on 9/27 in Los Angeles.

2016

- ▶ In 28 starts with the White Sox, went 9-10 with a 4.04 ERA (165.0IP, 176H, 82R/74ER, 54BB, 168K, 23HR)...opponents batted .273/.332/.430 (176-for-644, 23HR); LH .232/.273/.336 (29-for-125, 2HR); RH .283/.346/.453 (147-for-519, 21HR)...made his first career Opening Day roster.
- ▶ Tossed at least 6.0IP in 21 of his 28 starts.
- ▶ Recorded three scoreless starts: 6.0IP on 4/13 at Minnesota, 6.2IP on 8/23 vs. Philadelphia and 8.0IP on 9/25 at Cleveland.
- ▶ Went 7-3 with a 3.45 ERA (73.0IP, 28ER) over 12 starts after the All-Star break after going 2-7 with a 4.50 ERA (92.0IP, 46ER) in 16 starts prior to the break.
- ▶ Recorded quality starts in a career-high 10 straight starts from 8/11/15-4/13/16.
- ▶ Recorded just one out in his start on 4/18 vs. Los Angeles-AL (6H, 5R/5ER, 2BB, 1K)...was the shortest non-injury start by a White Sox pitcher since Neal Cotts recorded just one out on 8/28/03 at Yankee Stadium.
- ▶ Allowed a career-high 12H twice: 5/10 at Texas and 7/5 vs. the Yankees.
- ▶ Went winless in a career-high nine straight starts from 5/28-8/6, going 0-4 with a 4.50 ERA (52.0IP, 26ER) in that span.
- ▶ Struck out Alcides Escobar swinging in the second inning on 6/12 vs. Kansas City for his 200th career strikeout.
- ▶ Was placed on the 15-day disabled list on 7/9 (retroactive to 7/6) with a sprained left wrist...made one rehab start with Triple-A Charlotte (3.2IP, 5H, 3R/2ER, 2BB, 3K, 1HR)...was reinstated on 7/31.
- ▶ In five starts during the month of August, went 3-0 with a 1.47 ERA (30.2IP, 5ER).
- ▶ Recorded seven straight quality starts from 8/6-9/9, going 5-0 with a 1.85 ERA (43.2IP, 9ER) and 40K in that span.
- ▶ Recorded a five-game winning streak for the first time in his career from 8/12-9/9, going 5-0 with a 1.91 ERA (37.2IP, 8ER) in six starts over that span.
- ▶ Tossed a career-high 122 pitches on 8/12 at Miami (6.0IP, 3H, 1R/ER, 3BB, 4K, 0HR).
- ▶ Recorded his only two double-digit strikeout games in his final two starts of the season: 11K on 9/25 at Cleveland and 10K on 9/30 vs. Minnesota...struck out 10 consecutive batters over his two starts from 9/25-30 (his final 3BF on 9/25 and his first 7BF on 9/30)...according to *Elias*, his streak was tied with Tom Seaver (April 1970) and Eric Gagné (May 2003) for the longest strikeout streak in the Majors over the last 50 years (at the time).
- ▶ In his final start of the season on 9/30 vs. Minnesota, struck out his first 7BF...at the time, matched Joe Cowley's club record and the American League record of seven consecutive strikeouts to open a game...also tied Cowley's White Sox record (5/28/86 vs. Texas) for most consecutive strikeouts at any point in a game...struck out Robbie Grossman looking in the first inning to record his 300th career strikeout.



2015

- ▶ Saw his first Major League action with the White Sox, going 9-6 with a 3.75 ERA (139.1IP, 130H, 63R/58ER, 71BB, 139K, 11HR) in 26 games (23 starts)...opponents batted .251/.348/.377 (130-for-517, 11HR); LH .194/.294/.230 (27-for-139, 0HR); RH .272/.367/.431 (103-for-378, 11HR).
- ▶ Ranked among qualified Major League rookies in winning percentage (second, .600), wins (tied for third), innings pitched (fifth), strikeouts (fifth) and starts (tied for fifth).
- ▶ His 139K were the second-highest by a White Sox rookie behind Gary Peters (189K in 1963).
- ▶ Tossed at least 6.0IP and allowed 2ER-or-fewer in 16 of his 23 starts.
- ▶ As a starter, went 9-6 with a 3.79 ERA (133.0IP, 56ER) in 23 starts...posted a 2.84 ERA (6.1IP, 2ER) in three relief appearances.
- ▶ Recorded two double-digit strikeout games, becoming the fourth White Sox rookie to record at least 10K multiple times in a season, joining Jason Bere (twice in 1993), Gary Peters (twice in 1963) and Jack Harshman (three times in 1954).
- ▶ Tossed four scoreless starts: 6.0IP on 6/9 vs. Houston, 6.0IP on 7/10 at Chicago-NL, 6.0IP on 7/26 at Cleveland and 7.0IP on 8/11 vs. Los Angeles-LA.
- ▶ Began the season with Triple-A Charlotte, going 1-0 with a 3.60 ERA (10.0IP, 8H, 5R/4ER, 4BB, 13K, 0HR) in two starts.
- ▶ Was signed to a Major League contract and selected to the active roster on 4/20.
- ▶ Made his Major League debut on 4/21 vs. Cleveland, allowing 2ER in 2.1 innings of relief (3H, 3BB, 1K)...struck out Lonnie Chisenhall swinging in the eighth inning for his first Major League strikeout...prior to his Major League debut, threw just 34.2 innings in the minor leagues, the fifth-fewest by a White Sox pitcher since 1987 at the time of his debut (at the time).
- ▶ Made his first Major League start and recorded his first career win in Game 2 on 5/9 vs. Cincinnati (6.0IP, 4H, 2ER, 4BB, 8K).
- ▶ Tossed at least 6.0IP and allowed one-or-zero earned runs in four consecutive starts from 5/20-6/9...according to STATS, became the first White Sox rookie to accomplish the feat since Bruce Howard did so in five straight starts in 1964-65.
- ▶ Recorded his first career double-digit strikeout game on 6/4 at Texas (10K)...at 22 years and 176 days old, became the youngest White Sox pitcher to record at least 10K since Jason Bere (22 years, 117 days) recorded 12K on 9/20/93 at California.
- ▶ Tossed his first career scoreless start on 6/9 vs. Houston (W, 6.0IP, 4H, 0R, 2BB, 5K, 1HP).
- ▶ Suffered his first career loss on 6/15 at Pittsburgh after allowing 7ER and 9H in 3.2IP.
- ▶ Set a career high with 8R/ER allowed on 7/31 vs. the Yankees (3.0IP, 8H, 4BB, 4K, 1HR).
- ▶ Went 5-2 with a 1.81 ERA (54.2IP, 11ER) in his final eight starts (8/11-9/25) after going 4-4 with a 5.17 ERA (78.1IP, 45ER) in his first 15 starts...tossed at least 6.0IP and allowed 2ER-or-fewer in each of his final eight starts.
- ▶ Recorded his second career double-digit strikeout game on 8/11 vs. Los Angeles-LA (7.0IP, 4H, 0R, 1BB, 11K)...his 11K were the most by a White Sox rookie since Jason Bere recorded 12K on 9/20/93 at California...became the fifth rookie in club history to record at least 11K during a scoreless outing, joining Jason Bere (1993), Gary Peters (1963), Jack Harshman (1954) and Frank Lange (1910)...struck out Albert Pujols swinging in the sixth inning for his 100th career strikeout...reached the 100-strikeout mark in 90.2IP...at the time, was the fastest to reach the mark in franchise history (credit: STATS).
- ▶ Suffered the loss on 8/17 at Los Angeles-LA despite throwing his first career complete game (8.0IP, 4H, 2R/ER, 3BB, 5K, 2HR)...became the first White Sox rookie to throw a complete game since Zach Stewart on 9/5/11 at Minnesota.
- ▶ Allowed 1R-or-fewer and tossed at least 7.0IP in back-to-back starts on 9/8 vs. Cleveland and 9/19 at Cleveland.

2014

- ▶ In his professional debut, combined with the AZL White Sox, Single-A Winston-Salem and Triple-A Charlotte, posting a 2.92 ERA (24.2IP, 20H, 9R/8ER, 13BB, 38K, 0HR) in nine games (six starts).
- ▶ Began the season with the AZL White Sox, posting a 6.00 ERA (3.0IP, 4H, 2R/ER, 0BB, 5K, 0HR) in two games (one start).
- ▶ Was transferred to Single-A Winston-Salem on 7/30 and posted a 1.86 ERA (9.2IP, 7H, 3R/2ER, 5BB, 15K, 0HR) in four games (two starts).
- ▶ Was promoted to Triple-A Charlotte on 8/16 and recorded a 3.00 ERA (12.0IP, 9H, 4R/ER, 8BB, 18K, 0HR) in three starts.
- ▶ Following the season, was tabbed by *Baseball America* as the White Sox's No. 1 prospect and the No. 15 prospect in baseball...was also tabbed by *Baseball America* as having the organization's "Best Slider".

PERSONAL

- ▶ Full name is Carlos Antonio Rodón (pronounced "roe-DOHN").
- ▶ Attended North Carolina State University (2012-14)...set a school record with 436 career strikeouts...became the fourth pitcher in Atlantic Coast Conference history to record 400K...finished his collegiate career with a 2.24 ERA (345.2IP, 86ER) in 50 appearances over three seasons.
- ▶ Went 6-7 with a three complete games, a 2.01 ERA (98.2IP, 22ER) and 117K in 14 starts as a junior.
- ▶ Went 10-3 with a 2.99 ERA (132.1IP, 44ER) and school-record 184K in 19 starts as a sophomore in 2013 to lead the Wolfpack to their first College World Series berth since 1968.
- ▶ Was named the ACC Freshman of the Year and the ACC Pitcher of the Year in 2012, becoming the first freshman in conference history to be named the league's Pitcher of the Year...was also named a First-Team All-American that year after going 9-0 with a 1.57 ERA (114.2IP, 20ER) and 135K in 17 games (16 starts).
- ▶ Pitched for the USA Collegiate National Team in both 2012 and 2013.



- ▶ According to *Baseball America*, entered the 2014 Draft as the No. 3 prospect.
- ▶ Graduated in 2011 from Holly Springs (N.C.) High School, where he went 10-1 with a 0.80 ERA as a junior and 11-0 with a 1.40 ERA as a senior.

Rodón's Career Pitching Record

Year	Club	W	L	ERA	G	GS	CG	SHO	SV	IP	H	R	ER	HR	HP	BB	SO	WP	BK
2014	AZL White Sox	0	0	6.00	2	1	0	0	0	3.0	4	2	2	0	0	0	5	0	0
	Winston-Salem	0	0	1.86	4	2	0	0	0	9.2	7	3	2	0	0	5	15	1	0
	Charlotte	0	0	3.00	3	3	0	0	0	12.0	9	4	4	0	1	8	18	0	0
2015	Charlotte	1	0	3.60	2	2	0	0	0	10.0	8	5	4	0	2	4	13	1	0
	CHICAGO-AL	9	6	3.75	26	23	1	0	0	139.1	130	63	58	11	8	71	139	7	0
2016	CHICAGO-AL - a	9	10	4.04	28	28	0	0	0	165.0	176	82	74	23	6	54	168	11	1
	Charlotte	0	1	4.91	1	1	0	0	0	3.2	5	3	2	1	0	2	3	0	0
2017	Winston-Salem - b	0	1	13.50	1	1	0	0	0	3.1	4	5	5	1	0	2	6	0	0
	Charlotte	0	3	9.22	3	3	0	0	0	13.2	17	15	14	0	0	7	11	1	0
	CHICAGO-AL - c	2	5	4.15	12	12	0	0	0	69.1	64	35	32	12	3	31	76	4	0
2018	Kannapolis - d	0	0	1.80	1	1	0	0	0	5.0	3	1	1	0	0	0	6	0	0
	Charlotte	1	0	1.42	3	3	0	0	0	12.2	10	2	2	0	0	5	22	2	0
2019	CHICAGO-AL	6	8	4.18	20	20	0	0	0	120.2	97	61	56	15	12	55	90	4	0
	CHICAGO-AL - e	3	2	5.19	7	7	0	0	0	34.2	33	22	20	4	1	17	46	5	0
2020	CHICAGO-AL - f, g	0	2	8.22	4	2	0	0	0	7.2	9	7	7	1	1	3	6	1	0
2021	CHICAGO-AL - h	13	5	2.37	24	24	1	1	0	132.2	91	39	35	13	8	36	185	7	0
2022	SAN FRANCISCO - i	14	8	2.88	31	31	1	0	0	178.0	131	59	57	12	3	52	237	10	0
2023	Somerset - j	0	1	1.29	2	2	0	0	0	7.0	2	1	1	0	0	1	9	0	0
	Hudson Valley YANKEES - k	3	0	0.00	1	1	0	0	0	3.2	1	0	0	0	0	2	8	1	0
Minor League Totals		2	6	3.98	23	20	0	0	0	83.2	70	41	37	2	3	36	116	6	0
AL Totals		45	46	4.06	135	130	2	1	0	733.2	665	360	331	94	43	295	774	48	1
NL Totals		14	8	2.88	31	31	1	0	0	178.0	131	59	57	12	3	52	237	10	0
Major League Totals		59	54	3.83	166	161	3	1	0	911.2	796	419	388	106	46	347	1011	58	1

Selected by the Milwaukee Brewers in the 16th round of the 2011 First-Year Player Draft but did not sign.
 Selected by the Chicago White Sox in the first round (third overall) of the 2014 First-Year Player Draft.

- a – Placed on the 15-day disabled list from July 9 (retroactive to July 6) – July 31, 2016 with a sprained left wrist.
- b – Placed on the 10-day disabled list on April 2, 2017 (retroactive to March 30) with bursitis in his left biceps...was transferred to the 60-day disabled list on May 4 and reinstated on June 28, 2017.
- c – Placed on the 10-day disabled list on September 8, 2017 (retroactive to September 5) with left shoulder inflammation and missed the remainder of the season.
- d – Placed on the 10-day disabled list on March 26, 2018 recovering from left shoulder surgery...was transferred to the 60-day disabled list on April 12, 2018 and was reinstated on June 9, 2018.
- e – Placed on the 10-day injured list on May 2, 2019 with left elbow inflammation...underwent "Tommy John" surgery and was transferred to the 60-day injured list on June 7, 2019 and missed the remainder of the season.
- f – Placed on the 10-day injured list on August 4, 2020 with left shoulder inflammation...was transferred to the 45-day injured list on September 13, 2020 and reinstated on September 24, 2020.
- g – Was non-tendered on December 2, 2020.
- h – Placed on the 10-day injured list from August 11 (retroactive to August 8) – August 26, 2021 with left shoulder fatigue.
- i – Placed on the COVID-19 injured list on October 4, 2022 and missed the remainder of the season.
- j – Placed on the 15-day injured list on March 30, 2023 (retroactive to March 27) with a left forearm strain...was transferred to the 60-day injured list on June 1, 2023 and was reinstated on July 7, 2023.
- k – Placed on the 15-day injured list from August 7 – August 22, 2023 with a left hamstring strain.

Rodón's Postseason Record

Year	Club vs. Opp.	W	L	ERA	G	GS	CG	SHO	SV	IP	H	R	ER	HR	HP	BB	SO	WP	BK
2020	CWS vs. OAK (WC)	0	0	-	1	0	0	0	0	0.0	1	2	2	0	0	2	0	0	0
2021	CWS vs. HOU (DS)	0	1	6.75	1	1	0	0	0	2.2	3	2	2	0	1	2	3	0	0
Wild Card Totals		0	0	-	1	0	0	0	0	0.0	1	2	2	0	0	2	0	0	0
LDS Totals		0	1	6.75	1	1	0	0	0	2.2	3	2	2	0	1	2	3	0	0
POSTSEASON TOTALS		0	1	13.50	2	1	0	0	0	2.2	4	4	4	0	1	4	3	0	0

Rodón's All-Star Game Record

Year	Club, Site	W	L	ERA	G	GS	CG	SHO	SV	IP	H	R	ER	HR	HP	BB	SO	WP	BK
2021	CWS, Colorado	-	-	-	-	-	-	-	-	-	-	-	-	-	-	-	-	-	-
2022	SF, Los Angeles	-	-	-	-	-	-	-	-	-	-	-	-	-	-	-	-	-	-
All-Star Game Totals		-	-	-	-	-	-	-	-	-	-	-	-	-	-	-	-	-	-

Rodón's Career Fielding Record

Position	PCT	G	PO	A	E	TC	DP
Pitcher	.956	166	19	67	4	90	2

Rodón's Regular Season Batting Record

Year	Team	AVG	G	AB	R	H	2B	3B	HR	RBI	SH	SF	HP	BB	SO	SB	CS
2023	NY Yankees	-	-	-	-	-	-	-	-	-	-	-	-	-	-	-	-
Major League Totals		.154	166	13	0	2	1	0	0	2	3	0	0	0	6	0	0

Rodón's Career Bests and Streaks

COMPLETE GAMES: 3, last on 7/9/22 at SD (9.0IP). **LOW-HIT COMPLETE GAME:** 0, 4/14/21 vs. CLE. **IP (START):** 9.0 - 2 times (last on 7/9/22 at SD). **IP (RELIEF):** 3.0, 5/2/15 at MIN. **HITS:** 12 - 2 times (last on 7/5/16 vs. NYY). **RUNS:** 8 - 5 times (last on 9/29/23 at KC). **EARNED RUNS:** 8 - 5 times (last on 9/29/23 at KC). **WALKS:** 6 - 4 times (last on 7/5/18 at HOU). **STRIKEOUTS:** 13, 5/21/21 at NYY. **HOMERUNS:** 4, 7/19/17 vs. LAD. **WINNING STREAK:** 8g, 8/7/21-4/26/22. **LOSING STREAK:** 6g, 9/1/18-3/28/19. **SCORELESS STREAK (IP):** 21.0, 6/7-22/22.

Pitcher of the Month: None

Player of the Week: 4/12-18/21.

Rookie of the Month: None



BEN RORTVEDT • C

38

HT: 5-9 • **WT:** 191 • **BATS:** L • **THROWS:** R
BIRTHDATE: 9/25/97 • **OPENING DAY AGE:** 26
BIRTHPLACE: Madison, Wis.
RESIDES: Verona, Wis.
M.L. SERVICE: 2 years, 43 days



STATUS

- ▶ Acquired by the Yankees from the Minnesota Twins along with INF Josh Donaldson and INF Isiah Kiner-Falefa in exchange for C Gary Sánchez and INF Gio Urshela on March 13, 2022.

2023

- ▶ Appeared in 32 games for the Yankees over two stints (5/18-30 and 7/21-10/1), batting .118 (8-for-68) with 6R, 1 double, 2HR, 4RBI and 11BB.
- ▶ Posted a 2.84 catcher's ERA...recorded a 2.25 catcher's ERA in 13 games with Gerrit Cole on the mound.
- ▶ Did not appear in a spring training game after suffering from an aneurysm of the posterior artery near his left shoulder...underwent left circumflex humeral aneurysm surgery on 2/22...the procedure was performed by Dr. Gregory Pearl at Texas Vascular Associates.
- ▶ Began the season on the 10-day injured list (retroactive to 3/27) recovering from left shoulder aneurysm surgery...played in four rehab games with Single-A Tampa (3G) and Double-A Somerset (1G), batting .333 (4-for-12) with 3R, 3 doubles, 1RBI, 1BB and 2HP...was returned from his rehab assignment, reinstated from the 10-day injured list and optioned to Triple-A Scranton/Wilkes-Barre on 5/11.
- ▶ Was recalled from Triple-A Scranton/Wilkes-Barre on 5/18...made his Yankees debut on 5/20 at Cincinnati, going 2-for-4 with 2R and 1 double...marked his first Major League game since 9/19/21 at Toronto with Minnesota.
- ▶ Appeared in five games with the Yankees from 5/20-26 before being optioned to Triple-A Scranton/Wilkes-Barre on 5/30.
- ▶ Was recalled on 7/21 and remained at the Major League level for the remainder of the season.
- ▶ Hit his first home run of the year and first with the Yankees with a solo HR in the sixth inning on 8/13 at Miami (1-for-4, 1R, 1HR, 1RBI)...marked his first HR since 9/19/21 at Toronto with Minnesota.
- ▶ Collected both of the Yankees' hits and reached base a career-high three times on 8/22 vs. Washington...hit a game-tying solo HR in the third inning, walked in the fifth and singled in the seventh.
- ▶ In 29 games with Triple-A Scranton/Wilkes-Barre, hit .286/.395/.505 (30-for-105) with 19R, 5 doubles, 6HR, 22RBI, 16BB and 2SB.

2022

- ▶ Combined with Single-A Tampa, High-A Hudson Valley and Triple-A Scranton/Wilkes-Barre to hit .218 (37-for-170) with 25R, 9 doubles, 7HR, 21RBI and 22BB in 48 games...combined to throw out 7-of-33 (21.2%) attempted base stealers.
- ▶ Was acquired by the Yankees from the Minnesota Twins along with INF Josh Donaldson and INF Isiah Kiner-Falefa in exchange for C Gary Sánchez and INF Gio Urshela on 3/13.
- ▶ Began the season on the 10-day injured list with a right oblique muscle strain.
- ▶ Played in two rehab games with Single-A Tampa from 5/7-8 before being returned from rehab on 5/13.
- ▶ Underwent arthroscopic surgery (a partial meniscectomy or "meniscus clean-up") on his left knee on 5/17...the surgery was performed by Yankees Head Team Physician Dr. Christopher Ahmad at NewYork-Presbyterian Hospital...was transferred to the 60-day injured list on 5/22.
- ▶ Made a rehab appearance with High-A Hudson Valley and Triple-A Scranton/Wilkes-Barre before being reinstated from the 60-day injured list and optioned to Triple-A Scranton/Wilkes-Barre on 8/2.
- ▶ In 42 games with Triple-A Scranton/Wilkes-Barre (including rehab), hit .221 (34-for-154) with 21R, 9 doubles, 6HR, 20RBI and 18BB.
- ▶ Was recalled from Triple-A Scranton/Wilkes-Barre on 9/9...did not appear in a game before being optioned to Triple-A Scranton/Wilkes-Barre following the game on 9/11.
- ▶ Following the season, played for the Leones del Escogido in the Dominican Winter League, batting .114 (4-for-35) with 2R, 1 double, 2RBI, 6BB and 1SB in 12 games.

2021

- ▶ Saw his first Major League action, batting .169 (15-for-89) with 8R, 1 double, 3HR, 7RBI and 6BB in 39 games over four stints (4/30-5/21, 5/30-7/19, 7/22-25, 8/29-9/20) with the Twins...threw out 7-of-18 (38.9%) attempted base stealers.



- ▶ Made his Major League debut on 4/30 vs. Kansas City, going 1-for-3 with 1R, 1RBI and 1BB...walked in his first career plate appearance...collected an RBI single in the eighth inning off Wade Davis for his first career hit and RBI.
- ▶ Hit his first Major League homer on 5/30 vs. Kansas City, a solo shot off Brad Keller (1-for-3, 1R, 1HR, 1RBI)... homered the previous night for Triple-A St. Paul, becoming the first player in Twins/Saints history to hit his first career Triple-A homer and first Major League homer on consecutive days.
- ▶ Hit a game-tying solo HR in the ninth inning on 7/11 vs. Detroit (1-for-3, 1R, 1HR, 1RBI, 1BB), forcing extra innings and eventually leading to a 12-9 win by Minnesota in 10 innings.
- ▶ Recorded his first career multi-hit game (2H) on 9/11 vs. Kansas City.
- ▶ Batted .254 (31-for-122) with 18R, 6 doubles, 5HR, 22RBI and 10BB in 34 games with Triple-A St. Paul.
- ▶ Following the season, was tabbed by *Baseball America* as the "Best Defensive Catcher" among Twins farmhands.

2020

- ▶ Did not play due to the COVID-19 pandemic.
- ▶ Was added to Minnesota's 40-man roster on 11/20.

2019

- ▶ Combined to hit .238 (66-for-277) with 32R, 16 doubles, 1 triple, 7HR, 29RBI and 35BB in 79 games with Single-A Fort Myers and Double-A Pensacola...caught 30-of-58 (51.7%) attempted base stealers.
- ▶ Began the season with Single-A Fort Myers, batting .238 (19-for-80) with 13R, 8 doubles, 1 triple, 2HR, 10RBI and 12BB in 24 games with the club.
- ▶ Was promoted to Double-A Pensacola on 5/14 and batted .239 (47-for-197) with 19R, 8 doubles, 5HR, 19RBI and 23BB in 55 games.
- ▶ Played with the Salt River Rafters of the Arizona Fall League after the season, going 1-for-9.
- ▶ Following the season, was named the "Best Defensive Catcher" in the Twins organization by *Baseball America*.

2018

- ▶ Batted .262 (83-for-317) with 34R, 16 doubles, 3 triples, 5HR, 43RBI and 31BB in 90 games between Single-A Cedar Rapids and Single-A Fort Myers...combined to throw out 21-of-57 (36.8%) attempted base stealers.
- ▶ Began the season with Cedar Rapids, hitting .276 (40-for-145) with 14R, 9 doubles, 2 triples, 1HR, 16RBI and 10BB in 39 games.
- ▶ Hit .306/.352/.435 (26-for-85) with 8R, 4 doubles, 2 triples, 1HR, 11RBI, 6BB and 15B over 23 games in May.
- ▶ Was named the Twins minor league "Player of the Week" from 5/20-26 after batting .370/.393/.444 (10-for-27) with 2R, 1 triple, 2RBI, 1BB and 15B in seven games.
- ▶ Was promoted to Single-A Fort Myers on 6/8, hitting .250 (43-for-172) with 20R, 7 doubles, 1 triple, 4HR, 27RBI and 21BB in 51 games.
- ▶ Following the season, was rated by *Baseball America* as the "Best Defensive Catcher" among Twins farmhands.

2017

- ▶ Spent the entire season with Single-A Cedar Rapids, batting .224 (69-for-308) with 33R, 16 doubles, 4HR, 30RBI and 22BB in 89 games...caught 30-of-83 (36.1%) attempted base stealers.
- ▶ Following the season, was tabbed by *Baseball America* as the "Best Defensive Catcher" among Twins farmhands.

2016

- ▶ Made his professional debut with the GCL Twins and Rookie-level Elizabethton, hitting .222 (22-for-99) with 5R, 3 doubles, 10RBI and 10BB in 33 games.

PERSONAL

- ▶ Full name is Benjamin Thomas Rortvedt...last name is pronounced "rort-vet."
- ▶ Attended Verona Area (Wis.) High School...batted .406 with five doubles, three triples and 10RBI as a senior... earned Wisconsin Baseball Coaches Association All-State First-Team honors as a junior after batting .437 with 10 doubles, 2 triples, 5HR and 29RBI...also played football for Verona as a running back, linebacker, kicker and punter.
- ▶ Was ranked as the best offensive high school catcher and the No. 52 overall prospect by MLB.com, the No. 82 overall prospect by *Baseball America* and the second-best catcher in the 2016 MLB First-Year Player Draft by Perfect Game.



Rortvedt's Career Playing Record

Year	Club	AVG	G	AB	R	H	2B	3B	HR	RBI	SH	SF	HP	BB	SO	SB	CS	E	OBP	SLG
2016	GCL Twins	.203	20	59	3	12	3	0	0	3	1	0	1	5	8	0	0	0	.277	.254
	Elizabethton	.250	13	40	2	10	0	0	0	7	1	0	1	5	2	0	0	3	.348	.250
2017	Cedar Rapids	.224	89	308	33	69	16	0	4	30	1	4	22	60	1	0	6	.284	.315	
2018	Cedar Rapids	.276	39	145	14	40	9	2	1	16	0	1	1	10	35	1	0	6	.325	.386
	Fort Myers	.250	51	172	20	43	7	1	4	27	0	1	2	21	29	0	7	.337	.372	
2019	Fort Myers	.238	24	80	13	19	8	1	2	10	0	1	1	12	16	0	0	2	.340	.438
	Pensacola	.239	55	197	19	47	8	0	5	19	0	1	5	23	51	0	0	2	.332	.355
2021	St. Paul	.254	34	122	18	31	6	0	5	22	0	1	3	10	35	0	0	1	.324	.426
	MINNESOTA - a	.169	39	89	8	15	1	0	3	7	2	0	1	6	29	0	0	3	.229	.281
2022	Tampa - b	.500	2	4	1	2	0	0	1	1	0	0	0	1	1	0	0	0	.600	1.250
	Hudson Valley	.083	4	12	3	1	0	0	0	0	0	0	0	3	6	0	0	0	.267	.083
	Scranton/WB	.221	42	154	21	34	9	0	6	20	1	2	2	18	57	0	0	3	.307	.396
2023	Tampa - c	.333	3	9	2	3	2	0	0	0	0	0	1	1	1	0	0	0	.455	.556
	Somerset	.333	1	3	1	1	1	0	0	1	0	0	1	0	0	0	0	0	.500	.667
	Scranton/WB	.286	29	105	19	30	5	0	6	22	0	0	3	16	31	2	0	3	.395	.505
	YANKEES	.118	32	68	6	8	1	0	2	4	0	0	0	11	19	0	0	2	.241	.221
Minor League Totals		.243	406	1410	169	342	74	4	34	178	4	8	25	147	332	4	0	33	.323	.373
Major League Totals		.146	71	157	14	23	2	0	5	11	2	0	1	17	48	0	0	5	.234	.255

Selected by the Twins in the second round of the 2016 First-Year Player Draft.

- a – Acquired by the Yankees from the Minnesota Twins along with INF Josh Donaldson and INF Isiah Kiner-Falefa in exchange for C Gary Sánchez and INF Gio Urshela on March 13, 2022.
- b – Placed on the 10-day injured list with a right oblique muscle strain on April 7, 2022...was transferred to the 60-day injured list on May 22, 2022 and reinstated on August 2, 2022.
- c – Placed on the 10-day injured list from March 30 (retroactive to March 27) - May 11, 2023 with left shoulder aneurysm surgery recovery.

Rortvedt's Career Fielding Record

Position	PCT	G	PO	A	E	TC	PB
Catcher	.990	70	469	20	5	494	3

Rortvedt's Career Home Run Chart

MULTI-HOMER GAMES: None. **TWO-HOMER GAMES:** None. **GRAND SLAMS:** None. **PINCH-HIT HR:** None. **INSIDE-THE-PARK HR:** None. **WALK-OFF HR:** None. **LEADOFF HR:** None.

Rortvedt's Career Bests and Streaks

HITS: 2 - 3 times (last on 8/22/23 vs. WAS). **RUNS:** 2, 5/20/23 at CIN. **2B:** 1 - 2 times (last on 5/20/23 at CIN). **3B:** None. **HR:** 1 - 5 times (last on 8/22/23 vs. WAS). **RBI:** 1 - 11 times (last on 9/15/23 at PIT). **BB:** 2 - 2 times (last on 8/3/23 vs. HOU). **SO:** 2 - 10 times (last on 8/30/23 at DET). **SB:** None. **HIT STREAK:** 4g, 9/11/21-5/20/23. **"WALK-OFF" HITS:** None.

Player of the Month: None

Player of the Week: None


Rookie of the Month: None

Howdy, Partner

RHP Red Ruffing and **C Bill Dickey** started 282 games together, marking the most starts by batterymates in New York Yankees history, and the sixth-most of any pairing all time. According to *Elias*, the second-most frequent Yankees battery featured Dickey and LHP Lefty Gomez (247).

MOST COMMON STARTING BATTERYMATES ALL TIME

1. Adam Wainwright and Yadier Molina, St. Louis 328
2. Mickey Lohich and Bill Freehan, Detroit 324
3. Warren Spahn and Del Crandall, Boston/Milwaukee 316
4. Red Faber and Ray Schalk, Chicago-AL 306
5. Don Drysdale and Johnny Roseboro, Los Angeles-NL 283
6. RED RUFFING and BILL DICKEY, YANKEES 282



CLARKE SCHMIDT • RHP



36

HT: 6-1 • **WT:** 200 • **BATS:** R • **THROWS:** R
BIRTHDATE: 2/20/96 • **OPENING DAY AGE:** 28
BIRTHPLACE: El Toro, Calif.
RESIDES: Atlanta, Ga.
COLLEGE: University of South Carolina
M.L. SERVICE: 2 years, 148 days

STATUS

- ▶ Selected by the Yankees in the first round (16th overall) of the 2017 First-Year Player Draft.

CAREER NOTES

- ▶ Has made two Opening Day rosters with the Yankees (2022-23).

2023

- ▶ Went 9-9 with a 4.64 ERA (159.0IP, 169H, 91R/82ER, 46BB, 149K, 24HR) in 33 games (32 starts) with the Yankees... opponents batted .268/.326/.451 (169-for-630, 24HR); LH .303/375/500 (92-for-304, 10HR); RH .236/.277/.405 (77-for-326, 14HR).
- ▶ Allowed 3R-or-fewer in 25 of his starts, tied for the fourth-most in the AL and tied for the fifth-most in the Majors... trailed only San Diego's Blake Snell (29), Minnesota's Sonny Gray (29), teammate Gerrit Cole (28) and Baltimore's Kyle Bradish (26)... allowed 3R-or-fewer in 20 of his final 23 starts (5/19-9/30), 22 of his final 26 starts (5/3-9/30) and 23 of his final 28 starts (4/23-9/30).
- ▶ Tossed at least 5.0 innings in 18 of his final 23 starts (5/19-9/30) and 21 of his final 28 starts (4/23-9/30) after not doing so in his first four starts of the season.
- ▶ In 18 home games (17 starts), went 4-6 with a 4.15 ERA (86.2IP, 40ER)... in 15 road starts, went 5-3 with a 5.23 ERA (72.1IP, 42ER).
- ▶ Received 3R-or-fewer of support in 22 of 32 starts.
- ▶ Made his season debut on 4/1 vs. San Francisco (3.1IP, 5H, 3ER, 1BB, 5K, 2HR).
- ▶ Was winless in his first seven starts from 4/1-5/3... lost a career-high three straight starts from 4/18-28.
- ▶ Took the loss on 4/23 vs. Toronto despite allowing just 3R/0ER in 5.2IP (3H, 1BB, 8K, 2HR)... set a career high with 8K.
- ▶ Recorded a career-high-tying 8K on 4/28 at Texas (5.0IP, 10H, 5ER, 1BB, 1HR, 1HP)... struck out Ezequiel Duran swinging in the fifth inning for his 100th career strikeout... his 10H allowed were also a career high.
- ▶ Did not allow a HR in eight of 11 starts from 5/3-6/29... allowed just 4HR to 243BF over that span.
- ▶ Earned his first win of the season on 5/9 vs. Oakland after allowing just 2ER over 6.0IP (5H, 2BB, 7K, 1HR, 1WP)... marked his first career win as a starter... also marked his first career start of at least 6.0IP.
- ▶ Did not allow a HR in a career-high four straight starts from 5/14-31.
- ▶ Allowed 3R-or-fewer in 14 straight starts from 5/19-8/8, the fifth-longest such streak in the Majors in 2023, trailing only San Diego's Blake Snell's 23-start streak (5/25-9/25), Minnesota's Sonny Gray's 17-start streak (4/1-7/2), Cleveland's Tanner Bibee's 16-start streak (6/18-9/16) and New York-NL's Kodai Senga's 15-start streak (6/28-9/27-G2).
- ▶ Went 7-2 with a 3.12 ERA (75.0IP, 26ER) in 15 games (14 starts) from 5/19-8/8, posting the fifth-lowest ERA in the AL over that span.
- ▶ Allowed 2R-or-fewer in six of seven starts from 5/19-6/23, posting a 2.19 ERA (37.0IP, 9ER) over that stretch.
- ▶ Tossed 5.2 scoreless innings in a no-decision on 5/31 at Seattle (5.2IP, 3H, 1BB, 7K).
- ▶ Went undefeated in 10 straight starts from 6/11-8/8, going 6-0 with a 3.42 ERA (52.2IP, 20ER) in that span.
- ▶ Posted a career-high six-game winning streak from 6/29-8/8.
- ▶ Won a career-high five consecutive starts from 6/29-7/29... was the longest streak by a Yankees starter since James Paxton's 10-start streak from 8/2-9/21/19.
- ▶ The Yankees went 7-0 over his seven starts from 6/29-8/8.
- ▶ Made his only relief appearance of the year on 7/9 vs. Chicago-NL (0.2IP, 1K)... marked his first relief appearance since 10/4/22-G2 at Texas.
- ▶ Earned the win and tied his career high in strikeouts on 7/15 at Colorado (6.0IP, 3H, 2ER, 1BB, 8K, 1HR, 1HP).
- ▶ Took the loss on 8/14 at Atlanta, allowing a career-high 8ER in 2.1IP (9H, 2BB, 3K, 1HR, 1WP)... marked the shortest start of his career.
- ▶ Recorded a career-high-tying 8K in a no-decision on 8/20 vs. Boston (5.2IP, 4H, 2ER, 2BB, 1HR).
- ▶ Took the loss on 8/26 at Tampa Bay despite allowing 3R/1ER over a career-high 6.2IP (6H, 0BB, 5K, 0HR)... also set a career high with 99 pitches.
- ▶ Struck out Spencer Torkelson in the fourth inning on 8/31 at Detroit for his 200th career strikeout.



- ▶ Recorded his ninth win of the year on 9/6 vs. Detroit (6.1IP, 5H, 3ER, 0BB, 6K, 0HR)...retired 16 straight batters from the third out in the first inning to the third out in the sixth inning.

2022

- ▶ In 29 games (three starts) with the Yankees, went 5-5 with two saves and a 3.12 ERA (57.2IP, 46H, 23R/20ER, 23BB, 56K, 5HR) over four stints with the club (4/8-5/1, 5/13-6/22, 7/23-8/1, 8/22-10/5).
- ▶ In three starts, went 0-2 with a 4.63 ERA (11.2IP, 13H, 6ER, 2BB, 14K, 0HR)...as a reliever, went 5-3 with two saves and a 2.74 ERA (46.0IP, 33H, 17R/14ER, 21BB, 42K, 5HR) in 26 games...tossed at least 2.0 innings in 13 of his relief appearances and at least 3.0 innings in five of those relief appearances.
- ▶ Recorded five relief appearances of at least 3.0 scoreless innings, tied for the most in the Majors (also Los Angeles-AL's Jaime Barria, Texas' Taylor Hearn and Chicago-NL's Keegan Thompson)...

was just the second Yankees pitcher since 2003 to record as many such relief appearances in a season (also Alfredo Aceves' seven relief appearances in 2009).

- ▶ His 10 relief appearances of at least 2.0 scoreless innings were tied for 10th in the Majors.
- ▶ Tossed 3.0 innings in both of his saves...joined Luis Cessa (two in 2018) as the only Yankees relievers to record multiple saves of at least 3.0IP in a season since 2003.
- ▶ Made his season debut on 4/10 vs. Boston, taking the loss after allowing 1ER in 2.2 innings of relief (1H, 1K, 1HR).
- ▶ Recorded an 8.0 scoreless inning streak from 4/19-5/24.
- ▶ Earned his first career win on 4/19 at Detroit after striking out six batters over 3.1 scoreless innings in relief (2H, 1BB, 1HP)...entered the game with the bases loaded and two outs in the second inning and stranded all three inherited runners...marked the longest relief outing of his career.
- ▶ Earned his second career win—and second in as many games—on 5/1 at Kansas City after tossing a scoreless third inning in relief (1H, 1K).
- ▶ Went 2-0 with two saves, a 0.57 ERA (15.2IP, 1ER) and 14K over seven appearances (one start) from 6/10-8/23...four of his six relief outings were at least 2.0 scoreless innings and three outings were 3.0 scoreless innings.
- ▶ Made his first start of the season on 6/16 vs. Tampa Bay, allowing just 1H over 3.0 scoreless innings (1BB, 5K).
- ▶ Owned a 19.0 scoreless inning streak as a reliever over an eight-game stretch from 6/22-9/18.
- ▶ Tossed at least 3.0 scoreless innings in four consecutive relief appearances from 7/24-9/8, tied with Mariano Rivera (4G from 4/19-28/96) and Joe Page (4G from 5/28-6/3/49) for the second-longest such streak in franchise history, trailing only Wilcy Moore (5G from 8/7-24/27).
- ▶ Tossed at least 2.0 scoreless innings in six straight relief appearances from 7/24-9/14, tied for the second-longest streak by a Yankees reliever in franchise history, trailing only Mariano Rivera (8G from 4/19-5/12/96)...Bud Daley (6G from 7/25-8/11/62) and Wilcy Moore (6G from 8/6-24/27) also recorded six-game streaks.
- ▶ Recorded his first career save on 7/24 at Baltimore after tossing 3.0 scoreless innings (2H, 2BB, 3K)...was one of a franchise-record 12 pitchers to record a save for the Yankees in 2022.
- ▶ Earned his second career save on 7/30 vs. Kansas City after tossing 3.0 scoreless innings (2H, 1BB, 5K)...was the first Yankee to record a save and toss at least 3.0IP in consecutive outings since Lance McCullers (2G from 8/30-9/3/89).
- ▶ Combined to make three postseason appearances, going 0-2 with a 11.57 ERA (2.1IP, 3ER)...made his first career postseason appearance in ALDS Game 2 vs. Cleveland...entered in the 10th inning and stranded his inherited runner after retiring all 3BF...took the loss in ALDS Game 3 at Cleveland after allowing a "walk-off" single to Oscar González in the ninth (0.1IP, 3H, 1ER, 1K)...also took the loss in ALCS Game 1 at Houston (1.0IP, 2H, 2ER, 2BB, 2HR).

SCHMIDT'S 2023 PITCHING LINES

Date/Opp	Score	W/L	IP	H	R	ER	HR	BB	K	NP/S	ERA	Left game
4/1 vs. SF	5-7	ND	3.1	5	3	3	2	1	5	76/49	8.10	Trailing 3-2
4/7 at BAL	6-7	ND	3.1	5	4	4	0	3	3	84/53	9.45	Trailing 4-3
4/12 at CLE	4-3	ND	4.0	6	3	3	1	1	3	72/51	8.44	Trailing 3-2
4/18 vs. LAA	2-5	L	3.2	6	4	4	1	0	5	68/41	8.79	Trailing 4-0
4/23 vs. TOR	1-5	L	5.2	3	3	0	2	1	8	76/52	6.30	Trailing 3-0
4/28 at TEX	2-5	L	5.0	10	5	5	1	1	8	97/64	6.84	Trailing 5-2
5/3 vs. CLE	4-3 (10)	ND	4.1	6	2	0	0	2	4	79/52	5.83	Trailing 2-0
5/9 vs. OAK	10-5	W	6.0	5	2	2	1	2	7	93/61	5.35	Leading 7-2
5/14 vs. TB	7-8	L	4.2	6	7	7	0	3	5	86/56	6.30	Tied 4-4
5/19 at CIN	6-2	W	5.0	5	2	2	0	2	6	81/50	6.00	Leading 3-0
5/25 vs. BAL*	1-3	L	5.0	5	1	1	0	2	4	67/65	5.58	Trailing 1-0
5/31 at SEA	0-1 (10)	ND	5.2	3	3	0	0	1	7	84/59	5.01	Tied 0-0
6/6 vs. CWS	2-3	L	6.0	6	3	3	2	0	1	79/52	4.96	Trailing 3-0
6/11 vs. BOS	2-3 (10)	ND	5.1	4	1	1	1	0	4	82/60	4.70	Leading 2-1
6/18 at BOS-G1*	2-6	ND	4.2	5	2	2	0	3	3	84/52	4.65	Tied 2-2
6/23 vs. TEX*	2-4 (10)	ND	5.1	6	1	0	0	1	3	91/62	4.32	Tied 1-1
6/29 at OAK	10-4	W	5.1	5	3	3	0	3	3	93/61	4.37	Leading 10-3
7/4 vs. BAL	8-4	W	5.0	5	3	3	2	0	7	80/55	4.43	Leading 4-3
7/9 vs. CHC	4-7	--	0.2	0	0	0	0	0	1	9/7	4.40	*relief*
7/15 at COL*	6-3	W	6.0	3	2	2	1	1	8	92/57	4.31	Leading 6-2
7/21 vs. KC*	5-4	W	5.2	5	3	3	1	1	2	64/45	4.33	Leading 5-3
7/29 at BAL*	8-3	W	5.0	5	3	3	1	1	2	96/57	4.39	Leading 8-3
8/3 vs. HOU	4-3	ND	5.0	4	2	2	0	1	4	82/51	4.35	Leading 3-2
8/8 at CWS*	7-1	W	5.1	4	1	1	1	1	7	88/58	4.23	Leading 4-1
8/14 at ATL*	3-11	L	2.1	9	8	8	1	2	3	68/46	4.76	Trailing 8-2
8/20 vs. BOS*	5-6	ND	5.2	4	2	2	1	2	8	97/65	4.68	Trailing 2-1
8/26 at TB	0-3	L	6.2	6	3	1	0	0	5	99/65	4.51	Trailing 3-0
8/31 at DET	3-4 (10)	ND	4.2	6	3	3	1	1	3	79/49	4.56	Trailing 3-0
9/6 vs. DET	4-3	W	6.1	5	3	3	0	0	6	99/68	4.54	Leading 4-2
9/14 at BOS-G2*	8-5	ND	5.1	7	4	3	1	3	3	88/58	4.56	Leading 5-4
9/19 vs. TOR*	1-7	L	5.0	4	4	4	2	2	1	91/52	4.65	Trailing 4-1
9/25 vs. ARI*	6-4	ND	4.0	3	2	2	0	3	3	79/47	4.65	Tied 2-2
9/30 at KC*	5-2	ND	4.0	8	2	2	1	0	3	64/40	4.64	Tied 2-2
Totals (33G/32GS)			9-9	159.0	169	91	82	24	46	149	4.64	
As Starter (32GS)			9-9	158.1	169	91	82	24	46	148	4.66	
As Reliever (1G)			0-0	0.2	0	0	0	0	0	1	0.00	

*start came after a team loss / **Bold** - season high/*italics* - relief



2021

- ▶ Made two appearances (one start) with the Yankees, posting a 5.68 ERA (6.1IP, 4ER) and 6K over two stints (9/12-13, 9/17-19).
- ▶ Missed the first 114 games of the season on the 60-day injured list with a right elbow strain (3/27-8/11)... made four rehab starts with the FCL Yankees, Low-A Tampa and Double-A Somerset from 7/26-8/11, going 0-1 with a 2.92 ERA (12.1IP, 4ER) and 14K...was returned from his rehab assignment, reinstated from the 60-day injured list and optioned to Triple-A Scranton/Wilkes-Barre after the game on 8/11.
- ▶ Made his season debut and second career start (fourth appearance) on 9/12 at New York-NL, allowing 5R/2ER over 4.1IP in a no-decision (7H, 3BB, 2K, 1HR, 1HP)...was recalled from Triple-A Scranton/Wilkes-Barre prior to the game...drew a walk in his first career plate appearance.
- ▶ Was optioned to Triple-A Scranton/Wilkes-Barre following the game on 9/13.
- ▶ Was recalled from Triple-A Scranton/Wilkes-Barre prior to the game on 9/17...allowed 3R/2ER over 2.0 innings of relief on 9/19 vs. Cleveland (4H, 2BB, 4K)...was optioned to Triple-A Scranton/Wilkes-Barre following the game.
- ▶ Combined with the FCL Yankees, Low-A Tampa, Double-A Somerset and Triple-A Scranton/Wilkes-Barre to go 0-2 with a 2.37 ERA (38.0IP, 32H, 18R/10ER, 12BB, 46K, 6HR) in 10 games (nine starts).
- ▶ Did not appear in a spring training game for the Yankees due to his injury.
- ▶ Following the season, was labeled by *Baseball America* as having the "Best Curveball" in the Yankees system.

2020

- ▶ Saw his first Major League action, going 0-1 with a 7.11 ERA (6.1IP, 5ER) in three games (one start) over two stints with the Yankees (9/4-13, 9/27).
- ▶ Was the first Yankees' first-round pick (2017) to make his Major League debut *with the club* since Aaron Judge on 8/13/16 (2013 draft, 32nd overall) and the first pitcher to do so since Andrew Brackman on 9/22/11 (2007 draft, 30th overall).
- ▶ Was signed to a Major League contract and selected to the active roster between games of a doubleheader on 9/4 at Baltimore.
- ▶ Made his Major League debut in Game 2 on 9/4 at Baltimore after never having pitched professionally above Double-A in his career...was the seventh Yankee to make his Major League debut in 2020.
- ▶ Made his first career start on 9/27 vs. Miami, recording his first career loss after allowing 3ER in 4.0IP (4H, 2BB, 4K, 1HP, 1WP).
- ▶ Was part of the Yankees' 40-man postseason player pool, but did not appear on a playoff roster.
- ▶ Attended spring training as a non-roster invitee for the first time in 2020, posting a 2.57 ERA (7.0IP, 9H, 4R/2ER, 3BB, 8K, 1HR) in four games (one start)...was named the 2020 James P. Dawson Award winner, presented annually to the most outstanding rookie in spring training as voted on by Yankees beat writers...was reassigned to the Alternate Site on 7/21.
- ▶ Following the season, was tabbed by *Baseball America* as the Yankees' No. 3 prospect and as having the "Best Curveball" among Yankees farmhands...was also named on the publication's Top 100 Prospects list as the No. 64 prospect in Baseball.

2019

- ▶ Combined with Single-A Tampa, GCL Yankees East and Double-A Trenton to go 6-5 with a 3.47 ERA (90.2IP, 79H, 43R/35ER, 28BB, 102K, 4HR) in 19 games (18 starts).
- ▶ Began the season with Tampa and posted a 4-5 record with a 3.84 ERA (63.1IP, 59H, 35R/27ER, 24BB, 69K, 2HR) in 13 games (12 starts) across two stints...was placed on Tampa's injured list on two separate occasions (5/6-5/14, 5/29-7/11)...on a rehab assignment with the GCL Yankees East, posted a 3.24 ERA (8.1IP, 6H, 3ER, 3BB, 14K, 1HR) without recording a decision in three starts.
- ▶ Was promoted to Trenton on 8/15 and posted a 2-0 record with a 2.37 ERA (19.0IP, 14H, 5ER, 1BB, 19K, 1HR) in three starts...helped Trenton capture their first Eastern League Championship since 2013...went 1-0 with a 0.88 ERA (10.2IP, 4H, 2R/1ER, 3BB, 13K) in two games (one start) in the Eastern League playoffs.
- ▶ Following the season, was named by *Baseball America* as the Yankees' No. 2 prospect, No. 12 prospect in the Florida State League and No. 62 overall prospect...also labeled by *Baseball America* as having the "Best Curveball" in the Yankees system...was named by MLB Pipeline as the No. 5 Yankees prospect.

2018

- ▶ Returned from "Tommy John" surgery and made his professional debut on 6/22 with the GCL Yankees East (1.0IP, 3H, 2ER, 2K)...combined with the GCL Yankees East, GCL Yankees West and short-season Single-A Staten Island to go 0-3 with a 3.09 ERA (23.1IP, 16H, 9R/8ER, 6BB, 30K, 1HR) in eight games (seven starts).
- ▶ Appeared in six games (five starts) for both the GCL Yankees East and GCL Yankees West, posting an 0-2 record with a 4.20 ERA (15.0IP, 12H, 8R/7ER, 4BB, 20K, 1HR) before being promoted to short-season Single-A Staten Island on 7/30.
- ▶ Went 0-1 with a 1.08 ERA (8.1IP, 4H, 1ER, 2BB, 10K) in two starts with short-season Single-A Staten Island.

2017

- ▶ Did not pitch while recovering from "Tommy John" surgery on his right elbow.



PERSONAL

- ▶ In three seasons at South Carolina (2015-17), produced a 15-9 record and 3.21 ERA (229.2IP, 218H, 102R/82ER, 65BB, 254K, 17HR) in 45 games (36 starts)...as a junior in 2017, went 4-2 and ranked second in the nation with a 1.34 ERA (60.1IP, 41H, 15R/9ER, 18BB, 70K, 3HR) in nine starts, posting a 10.44 K/9.0IP ratio and .194 (41-for-211) opponents' BA.
- ▶ Was named to USA Baseball's Golden Spikes Award Midseason Watch List in both 2016 and 2017...was named to the 2017 NCBWA Pre-Season All-America First Team.
- ▶ Was *Baseball America's* No. 31 overall prospect (and No. 17 pitcher) in the 2017 draft...was tabbed by *Baseball America* as having the Best Control in the SEC.
- ▶ Graduated from Allatoona H.S. (Ga.), where he was the Region 5AAAAA 2014 Pitcher of the Year as a senior.
- ▶ His older brother, Clate, pitched in both the Tigers and Reds organizations.
- ▶ His father, Dwight, a pilot for Delta Airlines and a former United States Marine Corps fighter pilot, has flown the Yankees' team plane on several occasions.

Schmidt's Career Pitching Record

Year	Club	W	L	ERA	G	GS	CG	SHO	SV	IP	H	R	ER	HR	HP	BB	SO	WP	BK
2018	GCL Yankees East	0	2	7.04	3	2	0	0	0	7.2	8	7	6	1	1	2	12	1	0
	GCL Yankees West	0	0	1.23	3	3	0	0	0	7.1	4	1	1	0	0	2	8	1	0
	Staten Island	0	1	1.08	2	2	0	0	0	8.1	4	1	1	0	1	2	10	1	0
2019	Tampa	4	5	3.84	13	12	0	0	0	63.1	59	35	27	2	4	24	69	5	0
	GCL Yankees East	0	0	3.24	3	3	0	0	0	8.1	6	3	3	1	0	3	14	2	1
	Trenton	2	0	2.37	3	3	0	0	0	19.0	14	5	5	1	0	1	19	3	0
2020	YANKEES	0	1	7.11	3	1	0	0	0	6.1	7	5	5	0	2	5	7	1	0
	FCL Yankees – a	0	0	0.00	1	1	0	0	0	3.0	1	0	0	0	0	0	5	0	0
	Tampa	0	0	3.00	1	1	0	0	0	3.0	1	1	1	0	0	2	4	0	0
2021	Somerset	0	1	4.26	2	2	0	0	0	6.1	5	3	3	2	1	2	5	0	0
	Scranton/WB	0	1	2.10	6	5	0	0	0	25.2	25	14	6	4	1	8	32	1	0
	YANKEES	0	0	5.68	2	1	0	0	0	6.1	11	8	4	1	1	5	6	0	0
2022	YANKEES	5	5	3.12	29	3	0	0	2	57.2	46	23	20	5	2	23	56	0	0
	Scranton/WB	2	1	3.27	8	8	0	0	0	33.0	26	13	12	1	2	9	46	0	0
2023	YANKEES	9	9	4.64	33	32	0	0	0	159.0	169	91	82	24	11	46	149	11	2
Minor League Totals		8	11	3.16	45	42	0	0	0	185.0	153	83	65	12	10	55	224	14	1
Major League Totals		14	15	4.36	67	37	0	0	2	229.1	233	127	111	30	16	79	218	12	2

Selected by the Yankees in the first round (16th overall) of the 2017 First-Year Player Draft.

a – Placed on the 60-day injured list from March 27 - August 11, 2021 with a right elbow strain.

Schmidt's Postseason Record

Year	Club vs. Opp.	W	L	ERA	G	GS	CG	SHO	SV	IP	H	R	ER	HR	HP	BB	SO	WP	BK
2022	NY Yankees vs. CLE (DS)	0	1	6.75	2	0	0	0	0	1.1	3	1	1	0	0	0	1	0	0
	NY Yankees vs. HOU (CS)	0	1	18.00	1	0	0	0	0	1.0	2	2	2	2	0	2	0	0	0
LDS Totals		0	1	6.75	2	0	0	0	0	1.1	3	1	1	0	0	0	1	0	0
LCS Totals		0	1	18.00	1	0	0	0	0	1.0	2	2	2	2	0	2	0	0	0
POSTSEASON TOTALS		0	2	11.57	3	0	0	0	0	2.1	5	3	3	2	0	2	1	0	0

Schmidt's Career Fielding Record

Position	PCT	G	PO	A	E	TC	DP
Pitcher	1.000	67	23	19	0	42	3

Schmidt's Regular Season Batting Record

Year	Team	AVG	G	AB	R	H	2B	3B	HR	RBI	SH	SF	HP	BB	SO	SB	CS
2023	NY Yankees																
Did Not Bat																	
Major League Totals		.000	67	1	0	0	0	0	0	0	0	0	0	1	1	0	0

Schmidt's Career Bests and Streaks

COMPLETE GAMES: None. **LOW-HIT COMPLETE GAME:** N/A. **IP (START):** 6.2IP, 8/26/23 at TB. **IP (RELIEF):** 3.1, 4/19/22 at DET. **HITS:** 10, on 4/28/23 at TEX. **RUNS:** 8, on 8/14/23 at ATL. **EARNED RUNS:** 8, on 8/14/23 at ATL. **WALKS:** 3 - 10 times (last on 9/25/23 vs. ARI). **STRIKEOUTS:** 8 - 4 times (last on 8/20/23 vs. BOS). **HOME RUNS:** 2 - 6 times (last on 9/19/23 vs. TOR). **WINNING STREAK:** 6g, 6/29-8/8/23. **LOSING STREAK:** 6, 8/28/22-4/28/23. **SCORELESS STREAK (IP):** 10.0IP (6/22-8/23/22).

Pitcher of the Month: None

Player of the Week: None

Rookie of the Month: None



JUAN SOTO • OF

22

HT: 6-2 • **WT:** 232 • **BATS:** L • **THROWS:** L
BIRTHDATE: 10/25/98 • **OPENING DAY AGE:** 25
BIRTHPLACE: Santo Domingo, D.R.
RESIDES: Santo Domingo, D.R.
M.L. SERVICE: 5 years, 134 days



STATUS

- ▶ Was acquired by the Yankees from the San Diego Padres along with OF Trent Grisham in exchange for RHP Michael King, C Kyle Higashioka, RHP Jhony Brito, RHP Randy Vásquez and RHP Drew Thorpe on December 6, 2023.

CAREER NOTES

- ▶ Over six Major League seasons with the Washington Nationals (2018-22) and San Diego Padres (2022-23), has hit .284/.421/.524 (768-for-2,704) with 527R, 148 doubles, 11 triples, 160HR, 483RBI, 640BB and 50SB in 779 games.
- ▶ Since 2018, leads the Majors in walks (640) and on-base percentage (.421), ranks fourth in OPS (.946) and ninth in WAR among position players (28.4, FanGraphs).
- ▶ Has finished in the top-10 of National League MVP voting four times (sixth in 2023, second in 2021, fifth in 2020 and ninth in 2019).
- ▶ Is a three-time All-Star (2021-23) and four-time Silver Slugger Award winner (2020-23).
- ▶ Has led the Majors in walks in each of the last three seasons (132BB in 2023, 135BB in 2022, 145BB in 2021)...is the first player to lead the Majors in three straight seasons since Barry Bonds did so in four straight seasons from 2001-04.
- ▶ Has recorded at least 100 walks in four of his five 162-game seasons (2019, '21-23)...is one of seven players in Major League history to record at least 130BB in three different seasons, joining Babe Ruth (nine), Barry Bonds (eight), Ted Williams (seven), Eddie Yost (four), Joey Votto (three) and Eddie Stanky (three)...joins Williams as the only two players to do so in at least three of their first six Major League seasons...is the first Major League player to record four 100BB seasons before turning 25.
- ▶ His 640 career walks are the most by a Major League player prior to his 25th birthday and the fourth-most by a player through his first 779 career games, trailing only Ted Williams (706), Max Bishop (687) and Frank Thomas (654).
- ▶ His career .421 OBP is the fourth-highest by a Major League player through age 24 (min. 2,500PA), trailing only Ted Williams'.481 OBP, Jimmie Foxx's .432 OBP and Arky Vaughan's .421 OBP.
- ▶ Has hit at least 20 home runs in each of his five 162-game seasons (2018-19, '21-23; hit 13HR during the 60-game season in 2020), reaching the 25HR-plateau in each of the last four non-shortened seasons (34HR in 2019, 29HR in 2021, 27HR in 2022, 35HR in 2023).
- ▶ His 160 career home runs are tied for the seventh-most by a Major League player prior to his 25th birthday, trailing only Eddie Mathews (190), Mel Ott (176), Jimmie Foxx (174), Mickey Mantle (173), Ken Griffey Jr. (172) and Alex Rodriguez (172).
- ▶ In his career against right-handed pitching, has hit .293/.443/.557 (527-for-1,797) with 109 doubles, 7 triples, 117HR and 482BB...his 1,000 OPS against right-handers since 2018 is the second-highest in the Majors during that span, trailing only Los Angeles-AL's Mike Trout (1.057).
- ▶ Has batted .287/.452/.520 (190-for-662) with 36 doubles, 5 triples, 36HR and 209BB with runners in scoring position in his career, posting the eighth-highest career on-base percentage with RISP by any Major League player over the last 50 years (min. 500PA since 1974).
- ▶ Has appeared in both left field (454 games/452 starts) and right field (301 games/starts), posting a career .989 fielding percentage (1,436TC/16E)...since making his Major League debut in 2018, he leads all Major League outfielders in games played (755)...is also one of only two players to appear in 700 games in the outfield over that span, joining Nick Castellanos (745).
- ▶ His 17 career multi-home run games are tied with Mel Ott and Bob Horner for the third-most by a Major League player prior to his 25th birthday, trailing only Eddie Mathews (19) and Hal Trosky (18).
- ▶ Joins Aaron Judge (2017, '22) as the only two active players to record 30HR, 100RBI and 100BB in multiple seasons (2019, '23).
- ▶ Has been named to the All-MLB First Team twice (2020-21).
- ▶ Won the National League batting title in 2020 with a .351 batting average...was the third player in Nationals/Expos history to win the NL batting title, joining Tim Lincecum (1986) and Al Oliver (1982).
- ▶ Won the 2022 Home Run Derby at Dodger Stadium with 53HR, including 18HR in the first round, 16HR in the second round and 19HR in the final round...at 23 years old, 266 days, became the second-youngest player to win the competition (Juan Gonzalez- 23y, 265d in 1993)...became the sixth Dominican-born player to win the Derby, joining Sammy Sosa (2000), Miguel Tejada (2004), Vladimir Guerrero Sr. (2007), David Ortiz (2010) and Robinson Canó (2011).

CAREER HIGHLIGHTS

NL All-Star Team

- ▶ 2021, 2022, 2023

NL Silver Slugger

- ▶ 2020, 2021, 2022, 2023

NL Batting Title

- ▶ 2020

All-MLB First Team

- ▶ 2020, 2021

All-MLB Second Team

- ▶ 2019

Home Run Derby Winner

- ▶ 2022

FRONT OFFICE

2024 YANKEES
SOTO

2023 REVIEW

OPPONENTS

HISTORY & RECORDS

YANKEE STADIUM

PLAYER DEVELOPMENT

MEDIA



- ▶ Has made the postseason twice in his career (2019 with Washington and 2022 with San Diego), hitting .261/.349/.495 (29-for-111) with 19R, 5 doubles, 7HR, 21RBI and 13BB in 29 games...during the postseason, has hit .320/.469/.440 (8-for-25) with 3 doubles, 12RBI, 6BB and 15B with RISP.
- ▶ In 2019, he hit .277/.373/.554 (18-for-65) with 12R, 3 doubles, 5HR, 14RBI and 9BB in 17 playoff games for the Nationals during their World Series championship campaign...his 5HR were the most in a single postseason by a player age 21-or-younger (previous: Miguel Cabrera - 4HR in 2003)...his 18 hits in the postseason are tied with Miguel Cabrera (2003) and Evan Carter (2023) for most hits in a single postseason by a player age 21-or-younger...hit .333/.438/.741 (9-for-27) with 6R, 2 doubles, 3HR, 7RBI, 5BB and 15B in seven World Series games...became the youngest player in Major League history to hit at least 3HR in a single World Series...his 7RBI matched Mickey Mantle (1953) for the most by a player age 21-or-younger in a World Series.

2023

- ▶ Hit .275/.410/.519 (156-for-568) with 97R, 32 doubles, 1 triple, 35HR, 109RBI, 132BB and 12SB in 162 games with San Diego...set career highs in home runs and games played and tied his career bests in doubles and stolen bases...was named to his third career All-Star Game and won his fourth straight Silver Slugger Award.
- ▶ Led the Majors in walks, tied for the Major League lead in games played (tied for first in NL), tied for second in game-winning RBI (16, tied for second in NL), ranked third in on-base percentage (second in NL), tied for fourth in runs batted in (tied for third in NL) and ranked eighth in OPS (.930, fifth in NL)...also ranked in the top-10 of the National League in slugging percentage (seventh), WAR among position players (5.5, seventh per FanGraphs), total bases (295, ninth), extra-base hits (68, tied for ninth) and home runs (10th).
- ▶ Was one of just four Major League players to appear in all 162 games and the only outfielder to do so...was just the sixth player in Padres history to appear in all 162 games in a season, joining Freddy Galvis (2018), Adrián González (2008), Joe Carter (1990), Steve Garvey (1985) and Dave Winfield (1980).
- ▶ His 132BB were tied with Jack Clark (132BB in 1989) for the most in a season in San Diego history.
- ▶ Posted the sixth-highest OBP in a single season in Padres history, trailing only Tony Gwynn (.454 OBP in 1994 and .447 OBP in 1987), Brian Giles (.423 OBP in 2005), Gene Tenace (.415 OBP in 1977) and Rickey Henderson (.410 OBP in 1996).
- ▶ His 35HR matched the ninth-most in a season in San Diego history.
- ▶ His 109RBI were the 11th-most in a season in franchise history and the most by a Padre since Chase Headley's 115RBI in 2012.
- ▶ Led the Majors in walks for the third straight season...according to *Elias*, became one of 11 players all-time to lead the Majors in walks (since walks were first tracked in both leagues in 1913) in three-or-more seasons and joined Ted Williams (1941-42) as the only two players to do so multiple times before turning 25.
- ▶ In 154G/GS in left field, posted a .989 fielding percentage (3E/267TC), which ranked ninth among Major League left fielders...also ranked second among Major League outfielders in starts, third in innings (1345.0) and tied for ninth in assists (10).
- ▶ Reached base in 139-of-162 games...reached base multiple times in 93 games, the third-most games in the Majors, trailing only Atlanta's Ronald Acuña Jr. (100G) and Los Angeles-NL's Freddie Freeman (94G)...reached base at least three times in 44 games, the third-most in the Majors, trailing only Acuña Jr. (48G) and Freeman (47G).
- ▶ Hit .299/.439/.576 (43-for-144) with 11 doubles, 1 triple, 9HR, 71RBI and 39BB with RISP.
- ▶ Batted .283/.424/.556 (112-for-396) with 25 doubles, 1 triple, 27HR and 99BB vs. right-handed pitchers.
- ▶ Homered in a career-high-tying three straight games twice: 8/1-4 and 9/1-3.
- ▶ Recorded a career-high five multi-HR games: 2HR on 6/19 at San Francisco, 7/21 at Detroit, 8/1 at Colorado, 9/17 at Oakland and 9/26 at San Francisco...his five multi-HR games were tied for the fifth-most in the Majors, trailing only Matt Olson (eight), Aaron Judge (seven), Manny Machado (six) and Mookie Betts (six).
- ▶ Set a career high with 5H on 6/7 vs. Seattle.
- ▶ Recorded multiple hits in a career-high five straight games from 6/19-23.
- ▶ Was selected to his third career All-Star Game and went 1-for-3 in the NL's 3-2 win at T-Mobile Park...recorded a single in the ninth inning off of Pablo López...his single had an exit velocity of 115.4 mph, the hardest-hit ball Statcast has ever tracked in an All-Star Game (since 2015).
- ▶ Drew his 600th career walk in the eighth inning on 7/20 at Toronto...reached the milestone in 3,096PA, becoming the fastest in Major League history to reach the mark, surpassing Jack Crook (1889-1898).
- ▶ Hit his 150th career HR on 8/26 at Milwaukee off Joel Payamps...at 24 years old, he was one of five left-handed hitters in Major League history to reach the milestone before their 25th birthday, joining Eddie Mathews, Mel Ott, Ken Griffey Jr. and Bryce Harper.
- ▶ Recorded a career-high 6RBI and his first career grand slam in the eighth inning on 9/17 at Oakland.
- ▶ Reached base in a career-high 33 straight games from 8/26-10/1, batting .345/.465/.681 (40-for-116) with 29R, 6 doubles, 11HR, 33RBI, 26BB and 6SB...was tied for the sixth-longest on-base streak in Padres history, trailing only Ryan Klesko's 56-game streak from 4/9-6/14/02, Phil Nevin's 49-game streak from 7/3-8/29/00, Tony Gwynn's 42-game streak from 4/10-5/30/86, Adrián González's 34-game streak from 9/19/08-5/3/09 and Benito Santiago's 34-game streak from 8/25-10/2/87...was the third-longest on-base streak by a Major League player in 2023, trailing only Colorado's Jurickson Profar's 37-game streak from 4/15-5/30 and Houston's Yordan Álvarez's 36-game streak from 3/30-5/16.
- ▶ During the month of September, hit .340/.440/.711 (33-for-97) with 26R, 6 doubles, 10HR, 29RBI, 18BB and 6SB in 26 games.
- ▶ Was named the NL "Player of the Week" for 9/11-17 after hitting .458/.500/1.000 (11-for-24) with 9R, 1 double, 4HR, 13RBI, 3BB and 2SB in six games...marked his second career weekly honor.
- ▶ Drew his 132nd walk of the season in the first inning on 10/1 at Chicago-AL to match Jack Clark (132BB in 1989) for the franchise record in walks in a single season.



2022

- ▶ Combined to hit .242/.401/.452 (127-for-524) with 93R, 25 doubles, 2 triples, 27HR, 62RBI, 135BB and 65B in 153 games with the Washington Nationals and San Diego Padres...was named to his second career All-Star team and won his third straight Silver Slugger Award.
- ▶ Led the Majors in walks and ranked sixth in OBP...ranked eighth in the NL in OPS (.853).
- ▶ Was named a Gold Glove finalist after posting a .990 fielding percentage (3E/310TC) in 151G/GS in right field... his 151 games matched the second-most among Major League outfielders (tied for first in NL) and his 1298.1 innings played led NL outfielders...his 151 starts led all NL outfielders.
- ▶ Homered in back-to-back games four times: 2G from 5/11-12, 6/3-4, 7/8-9 and 7/13(G1-G2).
- ▶ Began the season with Washington, hitting .246/.408/.485 (84-for-342) with 62R, 17 doubles, 1 triple, 21HR, 46RBI, 91BB and 65B in 101 games.
- ▶ Hit his 100th career HR in the sixth inning on 4/12 at Atlanta off Bryce Elder...at 23 years, 169 days, became the eighth-youngest player in the Modern Era to reach 100 career home runs.
- ▶ Recorded his only multi-HR game of the season on 6/4 at Cincinnati.
- ▶ Recorded a career-high 16-game hitting streak from 6/24-7/14, batting .407/.543/.778 (22-for-54) with 17R, 5 doubles, 5HR, 10RBI and 16BB over that span.
- ▶ During the month of July, hit .315/.495/.616 (23-for-73) with 17R, 2 doubles, 1 triple, 6HR, 13RBI and 25BB in 24 games.
- ▶ Won the Home Run Derby at Dodger Stadium with 53HR, including 18HR in the first round, 16HR in the second round and 19HR in the final round...at 23 years old, 266 days, became the second-youngest player to win the competition (Juan Gonzalez- 23y, 265d in 1993)...became the sixth Dominican-born player to win the Derby, joining Sammy Sosa (2000), Miguel Tejada (2004), Vladimir Guerrero Sr. (2007), David Ortiz (2010) and Robinson Canó (2011).
- ▶ Was selected to his second career All-Star team and went 0-for-3 in the NL's 3-2 loss on 7/19 at Dodger Stadium.
- ▶ Reached base in 52 of his final 59 games from 7/25-10/5, posting a .401 OBP.
- ▶ Was acquired by San Diego from Washington with INF Josh Bell in exchange for INF Luke Voit, INF CJ Abrams, OF Robert Hassell III, OF James Wood, LHP MacKenzie Gore and RHP Jarlin Susana on 8/2.
- ▶ In 52 games with the Padres, batted .236/.388/.390 (43-for-182) with 31R, 8 doubles, 1 triple, 6HR, 16RBI and 44BB.
- ▶ Over his final 17 games from 9/16-10/5, hit .302 (19-for-63) with 9R, 5 doubles, 3HR, 9RBI and 12BB.
- ▶ Drew his 500th career walk on 9/21 vs. St. Louis, becoming the first player since 1913 (when walks were first tracked in both leagues) to record 500 walks prior to his 24th birthday...became the third player in Major League history to reach 500 walks within their first 605 career games, joining Max Bishop (519BB) and Ted Williams (513BB).
- ▶ Made the postseason for the second time in his career and hit .239/.314/.413 (11-for-46) with 7R, 2 doubles, 2HR, 7RBI, 4BB and 15B in 12 games...reached base safely in 11 of his 12 games...was 3-for-6 with 1 double, 4RBI and 1BB with RISP...his 11-game on-base streak from NLWC Game 2 -NLCS Game 5 matched Ken Caminiti (1998) for the longest postseason on-base streak in Padres history...homered in NLCS Games 4 and 5 at Philadelphia...his HR in Game 4 was a go-ahead two-run shot in the fifth inning.

2021

- ▶ Batted .313/.465/.534 (157-for-502) with 111R, 20 doubles, 2 triples, 29HR, 95RBI, 145BB and 95B in 151 games with the Nationals...set career highs in hits, runs scored and walks...was named to his first All-Star team and won his second career Silver Slugger Award...was also named to the All-MLB First Team.
- ▶ Finished second in National League MVP voting with 274 points (six first-place votes, 11 second-place votes, seven third-place votes, two fourth-place votes, two fifth-place votes, one sixth-place vote and one seventh-place vote).
- ▶ Led the Majors in walks, OBP and BB/K (1.56), ranked third in BA (second in NL) and OPS (.999, second in NL) and tied for sixth in runs scored (second in NL).
- ▶ His .465 OBP was the highest in a full season since Chipper Jones'.470 OBP in 2008...was the highest OBP in a 162-game season in franchise history.
- ▶ His 145BB were the most in franchise history and the most in a season by a Major League player since Barry Bonds' Major League-record 232BB in 2004... his 145BB were also the second-most by any player prior to their age 23 season, trailing only Ted Williams' 147BB in 1941.
- ▶ Was the only qualified player in Major League Baseball with more walks than strikeouts.
- ▶ Hit .396/.577/.689 (42-for-106) with 1 double, 10HR, 64RBI and 52BB with RISP...recorded the highest BA, OBP and OPS (1.265) with RISP in the Majors.
- ▶ His 111R were tied for the eighth-most in franchise history, trailing only Tim Lincecum (133R in 1983, 123R in 1987 and 115R in 1985), Alfonso Soriano (119R in 2006), Bryce Harper (118R in 2015), Anthony Rendon (117R in 2019 and 111R in 2014) and Brad Wilkerson (112R in 2004).
- ▶ Recorded at least 100BB and 100R in a season for the second time (also 2019)...became just the second player in franchise history to record two such seasons, joining Bryce Harper (also 118R and 124BB in 2015 and 103R and 130BB in 2018).
- ▶ After the All-Star break, hit .348/.525/.639 (80-for-230) with 57R, 11 doubles, 1 triple, 18HR, 53RBI, 87BB and 45B in 72 games...his 87BB were the sixth-highest by a player after the All-Star break in Major League history and his .525 OBP was the eighth-highest in Major League history.
- ▶ Recorded four multi-HR games: 2HR on 4/10 at Los Angeles-NL, 7/16 vs. San Diego, 7/19 vs. Miami and 9/23 at Cincinnati.
- ▶ Homered in consecutive games five times: 2G from 6/1-2, 7/6-7, 7/18-19, 9/2-3 and 9/22-23.
- ▶ Reached base at least four times in 26 games...became the fourth Major League player (eighth time) to record 26 such games in a season...joining Barry Bonds (37G in 2002 and 30G in 2001 and 2004), Babe Ruth (31G in 1923, 27G in 1920 and 26G in 1931) and Lou Gehrig (26G in 1931).



- ▶ Recorded his first career "walk-off" hit on 4/6 vs. Atlanta with a "walk-off" single in the ninth inning...marked the third "walk-off" win on Opening Day in franchise history (also 2008 and 2012).
- ▶ Was placed on the 10-day injured list on 4/20 with a left shoulder strain...missed 10 team games...was reinstated on 5/4.
- ▶ Was selected to his first career All-Star Game...entered the game in the fifth inning in RF and walked in both of his plate appearances...participated in his first Home Run Derby and was eliminated in the second round.
- ▶ Hit .397/.567/.718 (52-for-131) with 33R, 7 doubles, 1 triple, 11HR, 34RBI, 52BB and 35B in 41 games from 8/10-9/23.
- ▶ During the month of September, hit .404/.565/.691 (38-for-94) with 22R, 4 doubles, 1 triple, 7HR, 23RBI and 35BB in 28 games.
- ▶ Reached base safely in 32 of his final 35 games (.540 OBP from 8/28-10/3) and 45 of his final 50 games (.535 OBP from 8/10-10/3).
- ▶ Recorded his 131st walk of the season on 9/23 at Cincinnati to set a new franchise record, surpassing Bryce Harper (130 in 2018).

2020

- ▶ Won the National League batting title after hitting .351/.490/.695 (54-for-154) with 39R, 14 doubles, 13HR, 37RBI, 41BB and 65B in 47 games with the Nationals...won his first career Silver Slugger Award and was named to the All-MLB First Team.
- ▶ Became the third player in franchise history to win the NL batting title, joining Tim Lincecum (1986) and Al Oliver (1982)...marked the highest BA, OBP and SLG in franchise history.
- ▶ Finished fifth in National League MVP voting with 172 points.
- ▶ Led the Majors in OBP, SLG and OPS (1.185) and tied for fifth in walks (fourth in NL).
- ▶ Did not make an error in 42G/GS in the outfield (65TC).
- ▶ Recorded two multi-HR games: 2HR on 8/12 at the Mets and 8/31 at Philadelphia.
- ▶ Homered in back-to-back games three times: 8/12-13, 8/26-28 and 9/22(G2)-23.
- ▶ Began the season on the COVID-19 injured list...was placed on the COVID-19 I.L. on 7/23 and was reinstated on 8/4...missed seven team games.
- ▶ Hit 7HR in 10 games from 8/8-17.
- ▶ During the month of August, hit .367/.452/.800 (33-for-90) with 21R, 6 doubles, 11HR, 25RBI, 13BB and 15B in 24 games...his 11HR were the most in a single calendar month in his career...became the seventh player (11th time) in franchise history to hit at least 11HR in a single calendar month, joining Ryan Zimmerman (11HR in April 2017 and September 2013), Bryce Harper (13HR in May 2015), Alfonso Soriano (12HR in May 2006 and 11HR in August 2006), Vladimir Guerrero (13HR in September 2000, 12HR in August 1999 and 11HR in July 1998), Henry Rodriguez (11HR in May 1996) and Rusty Staub (12HR in August 1970).
- ▶ Was named the NL "Player of the Week" from 8/10-16 after hitting .462/.533/1.077 (12-for-26) with 12R, 1 double, 5HR, 12RBI, 3BB, 15B and 1HP in seven games...marked his first career weekly award.
- ▶ Reached base in 21 straight games from 8/22(G2)-9/18(G2), batting .333/.484/.597 (24-for-72) with 15R, 7 doubles, 4HR, 16RBI, 21BB and 2SB over that stretch.
- ▶ Walked in a career-high 10 straight games from 9/20(G1)-9/27...his 10-game walk streak matched the third-longest in franchise history, trailing only Peter Bergeron's 11-game streak from 4/5-16/02 and Adolfo Phillips' 11-game streak from 6/18-7/7/70.

2019

- ▶ In 150 games with Washington, batted .282/.401/.548 (153-for-542) with 110R, 32 doubles, 5 triples, 34HR, 110RBI, 108BB and 125B...set career highs in doubles, triples, RBI and stolen bases...made 150 starts in LF.
- ▶ Was named to the All-MLB Second Team.
- ▶ Tied for fifth in the Majors in walks, ranked seventh in OBP and 10th in OPS (.949).
- ▶ Ranked third among National League hitters in walks, fifth in OBP, sixth in OPS, seventh in runs scored and ninth in RBI.
- ▶ His 34HR were tied Frank Robinson (34HR in 1956) for the second-most by a Major League player in a season prior to his 21st birthday, trailing only Mel Ott (42 in 1929).
- ▶ His 108BB were the second-most by a Major League player age 20-or-younger in a season, trailing only Mel Ott's 114BB in 1929.
- ▶ His 110RBI were tied with Ryan Zimmerman (110RBI in 2006) and Tony Batista (110RBI in 2004) for the seventh-most in franchise history, trailing only Vladimir Guerrero (131RBI in 1999, 123RBI in 2000 and 111RBI in 2002), Anthony Rendon (126RBI in 2019), Tim Lincecum (123RBI in 1987) and Andre Dawson (113RBI in 1983)...his 110RBI were the third-most in a season by a Major League player prior to his 21st birthday (since RBI became an official stat in 1920), trailing only Mel Ott (153RBI in 1928) and Ted Williams (116RBI in 1939).
- ▶ Became just the third player in franchise history to record at least 100R, 100BB and 100RBI in a season, joining Bryce Harper (103R, 130BB and 100RBI in 2018) and Ken Singleton (100R, 123BB and 103RBI in 1973).
- ▶ Was named a Gold Glove finalist after posting a .993 fielding percentage in LF (2E/275TC).
- ▶ Recorded two multi-HR games: 2HR on 8/10 at the Mets and 8/18 vs. Milwaukee...marked his fourth and fifth career multi-HR games, becoming just the second player in Major League history to record five such games prior to his 21st birthday, joining Mel Ott (five).
- ▶ Homered in consecutive games seven times: 3G from 7/30-8/2 and 2G from 4/27-28, 5/29-31, 6/27-28, 8/9-10, 8/17-18 and 8/31-9/1.
- ▶ Prior to the All-Star break, hit .300/.406/.537 (86-for-287) with 53R, 15 doubles, 4 triples, 15HR, 56RBI, 51BB and 65B in 79 games.
- ▶ Recorded four on-base streaks of at least 16G: 19G from 7/24(G2)-8/14, 17G from 6/14-7/3, 16G from 4/14-5/11 and 16G from 5/15-31.



- ▶ Hit a go-ahead, game-winning three-run HR in the 10th inning on 4/9 at Philadelphia, his second career extra-inning HR.
- ▶ During the month of May, hit .380/.451/.676 (27-for-71) with 16R, 7 doubles, 1 triple, 4HR, 16RBI and 10BB in 19 games.
- ▶ Posted a season-high 14-game hitting streak from 5/17-31, batting .472/.532/.868 (25-for-53) with 15R, 7 doubles, 1 triple, 4HR, 14RBI and 8BB.
- ▶ Drove in a run in a career-high seven straight games from 7/26-8/2.
- ▶ During the month of August, hit .313/.414/.717 (31-for-99) with 29R, 8 doubles, 1 triple, 10HR, 22RBI, 17BB and 4SB in 25 games...hit double-digit home runs in a single calendar month for the first time in his career.
- ▶ Hit 7HR in eight games from 8/9-18.
- ▶ Set a career high with 4BB on 9/23 vs. Philadelphia.
- ▶ Made the postseason for the first time and won the World Series with the Nationals after hitting .277/.373/.554 (18-for-65) with 12R, 3 doubles, 5HR, 14RBI and 9BB in 17 playoff games...was named the Co-Babe Ruth Postseason MVP by the New York BBWAA (also Stephen Strasburg)...his 5HR were the most in a single postseason by a player age 21-or-younger (previous: Miguel Cabrera - 4HR in 2003)...his 18 hits in the postseason are tied with Miguel Cabrera (2003) and Evan Carter (2023) for most hits in a single postseason by a player age 21-or-younger.
- ▶ Made his postseason debut in the NL Wild Card Game vs. Milwaukee and hit a game-winning, three-run single in the eighth inning...according to STATS, he became the youngest player in postseason history at the time to record a game-tying or go-ahead RBI in the eighth inning-or-later.
- ▶ Hit .278/.409/.611 (5-for-18) with 4R, 2HR, 4RBI, 3BB and 1HP in five games during the NLDS...hit his first career postseason HR in NLDS Game 3 vs. Los Angeles-NL...recorded his second postseason homer in Game 5 of the NLDS, a game-tying solo home run off Clayton Kershaw in the eighth inning...became the eighth player in Major League history to hit a home run in a postseason game before his 21st birthday and one of five to homer more than once, joining Miguel Cabrera (4), Mickey Mantle (2), Andruw Jones (2), Rafael Devers (2), Manny Machado (1), Bryce Harper (1) and Ronald Acuña Jr. (1).
- ▶ With his ninth-inning single in NLCS Game 1 at St. Louis, he became the fifth player in Major League history to record a hit in the LCS prior to his 21st birthday, joining Justin Upton, Miguel Cabrera, Andruw Jones and Claudell Washington.
- ▶ Hit .333/.438/.741 (9-for-27) with 6R, 2 doubles, 3HR, 7RBI, 5BB and 1SB in seven World Series games...became the youngest player in Major League history to hit at least 3HR in a single World Series...his 7RBI matched Mickey Mantle (1953) for the most by a player age 21-or-younger in a World Series.
- ▶ At 20 years, 362 days in Game 1, was the youngest player to appear in a World Series game since Adalberto Mondesí (20y, 95d, in 2015 World Series Game 3)...was just the fourth player since 1997 to appear in a World Series game prior to his 21st birthday, joining Mondesí, Miguel Cabrera (2003) and Francisco Rodríguez (2002).
- ▶ In World Series Game 1 at Houston, hit a game-tying solo home run in the fourth inning...at 20 years, 362 days, was the fourth player in Major League history (fifth time) to hit a HR in a World Series game prior to his 21st birthday, joining Miguel Cabrera (2003 World Series Game 4), Andruw Jones (1996 World Series Game 1) and Mickey Mantle (1952 World Series Game 6 and 7)...also homered in World Series Game 5 and Game 6...was just the fifth player to hit multiple home runs in the World Series prior to his 22nd birthday, joining Mickey Mantle (four), Andruw Jones (two), Tony Kubek (two) and Jimmie Foxx (two)...was the youngest player in history to record three home runs in a single World Series.
- ▶ Hit an RBI single in the eighth inning of World Series Game 7 at Houston, becoming the second-youngest player all-time to log an RBI in a World Series Game 7, trailing only Mickey Mantle (1952).

2018

- ▶ Saw his first Major League action with the Nationals and finished second in the National League Rookie of the Year voting after hitting .292/.406/.517 (121-for-414) with 77R, 25 doubles, 1 triple, 22HR, 70RBI, 79BB and 55B in 116 games.
- ▶ Placed second in National League Rookie of the Year voting with 89 points (two first-place votes, 26 second-place votes and one third-place vote).
- ▶ Became just the third player in Major League history to hit at least 20HR in a season as a teenager...joined Boston's Tony Conigliaro's 24HR in 1964 and Washington's Bryce Harper's 22HR in 2012.
- ▶ Was just the second rookie since 2003 (min. 400PA) to post at least a .400 OBP, joining the Yankees' Aaron Judge (.422 OBP in 2017).
- ▶ Among all National League players with at least 490PA, ranked second in on-base percentage, third in OPS (.923) and 10th in slugging percentage.
- ▶ From 5/15 (the first game in his game log, due to the suspended game vs. the Yankees) through the end of the season, he ranked among the National League leaders in walks (tied for fourth), on-base percentage (fifth), runs (tied for sixth) and OPS (ninth, .923).
- ▶ Was named the National League "Rookie of the Month" for June, July and September.
- ▶ Recorded three multi-HR games: 6/13 at the Yankees, 6/29 at Philadelphia and 9/11-G2 at Philadelphia...became the first teenager in Major League history to record at least three multi-HR games.
- ▶ Posted two 10-game hitting streaks: 6/17-26 and 9/5-16.
- ▶ Was selected to the active roster and signed a Major League contract on 5/20...made his Major League debut that night vs. Los Angeles-NL as a pinch hitter in the eighth inning (0-for-1)...at 19 years, 207 days, was the third-youngest player in franchise history (second-youngest position player) to make his Major League debut, trailing only Balor Moore (19y, 116d on 5/21/70 vs. Pittsburgh) and Bryce Harper (19y, 195d on 4/28/12 at Los Angeles-NL)...was the fifth-youngest Major League player (third-youngest position player) to make his Major League debut in 20 years (since 1999), trailing only Toronto's Elvis Luciano (19y, 44d on 3/31/19 vs. Detroit), Seattle's Félix Hernández (19y, 118d on 8/4/05 at Detroit), Washington's Bryce Harper (19y, 195d on 4/28/12 at Los Angeles-NL) and Texas' Jurickson Profar (19y, 195d on 9/2/12 at Cleveland).



- ▶ Made his first Major League start on 5/21 vs. San Diego (2-for-4, 2R, 1HR, 3RBI)...recorded his first Major League hit with a three-run HR off Robbie Erlin in the second inning...at 19 years, 208 days, became the youngest player in franchise history to homer (previous: Bryce Harper - 19y, 211d on 5/14/12 vs. San Diego).
- ▶ Was named the NL "Rookie of the Month" for June after hitting .317/.440/.610 (26-for-82) with 19R, 6 doubles, 6HR, 15RBI, 18BB in 24 games...led all Major League rookies (min. 50PA) in BA, OBP, SLG, OPS (1.050) and runs scored, tied for first in walks, ranked second in hits and home runs, tied for second in extra-base hits (12), third in total bases (50), tied for third in doubles and fourth in RBI...was the first Nationals player to win the award since Trea Turner won back-to-back monthly honors in August and September of 2016.
- ▶ Recorded his first career multi-HR game on 6/13 at the Yankees...at 19 years, 231 days, was the seventh-youngest player in the Modern Era to record a multi-HR game...only Chicago-NL's Danny Murphy (19y, 35d on 9/27/61 vs. St. Louis), New York Giants' Met Ott (19y, 77d on 5/18/1928 at St. Louis and 19y, 187d on 9/5/1928 at Philadelphia), Andruw Jones (19y, 121d on 8/22/96 vs. Cincinnati) and Seattle's Ken Griffey Jr. (19y, 190d on 5/30/89 at the Yankees and 19y, 226d on 7/5/89 vs. Minnesota) did so at a younger age.
- ▶ On 6/18, homered in the resumption of the Yankees-Nationals suspended game from 5/15, a game that started five days before his Major League debut...hit his first career pinch-hit HR with a go-ahead two-run HR in the sixth inning.
- ▶ Recorded his second career multi-HR game on 6/29 at Philadelphia...became just the fourth player in Major League history to record multiple multi-HR games as a teenager...joined Bryce Harper, Ken Griffey Jr. and Mel Ott.
- ▶ Was named the NL "Rookie of the Month" for July after hitting .299/.398/.526 (29-for-97) with 18R, 5 doubles, 1 triple, 5HR, 15RBI, 16BB and 15B in 25 games...among NL rookies (min. 50PA), ranked first in runs scored, hits, RBI and walks, tied for first in HR and extra-base hits (11), ranked third in BA, OBP, SLG and OPS (.924), and tied for fifth in doubles...marked his second straight NL "Rookie of the Month" honor...was the first National Leaguer to take home consecutive "Rookie of the Month" honors since Los Angeles-NL's Cody Bellinger from May-June 2017 and the first Nationals rookie since Trea Turner in 2016 (August-September).
- ▶ Homered in three straight games from 7/25-27...marked the first time in his career he hit home runs in consecutive games...was the first teenager in Major League history to homer in at least three straight games.
- ▶ Was named the NL "Rookie of the Month" for September after batting .283/.383/.525 (28-for-99) with 15R, 6 doubles, 6HR, 20RBI, 16BB and 35B in 26 games...led NL rookies (min. 50PA) in home runs, tied for the lead in walks and extra-base hits (12), ranked second in OPS (.908), third in OBP, tied for third in runs scored, fourth in hits and SLG, and seventh in BA.
- ▶ Recorded a career-high 35B on 9/15 at Atlanta...at 19 years, 325 days, became the youngest player since 1900 to steal three bases in a game (previous: Rickey Henderson at 20y, 241d).
- ▶ Recorded a season-high 21-game on-base streak from 8/24-9/16, batting .370/.469/.605 (30-for-81) with 14R, 4 doubles, 5HR, 19RBI, 15BB and 35B over that span...his 21-game on-base streak was tied with Mickey Mantle (21G in 1951) for the second-longest on-base streak by a teenager in Major League history, trailing only Mel Ott's 23-game streak in 1928.
- ▶ Hit a go-ahead HR in the 10th inning in Game 2 on 9/11 at Philadelphia, his first career extra-inning HR.
- ▶ Began the season in the minors, combining to hit .362/.462/.757 (55-for-152) with 33R, 10 doubles, 4 triples, 14HR, 52RBI, 29BB and 35B in 39 games with Single-A Hagerstown, Single-A Potomac and Double-A Harrisburg.
- ▶ Started the season with Single-A Hagerstown, hitting .373/.486/.814 (22-for-59) with 12R, 5 doubles, 3 triples, 5HR, 24RBI, 14BB and 25B in 16 games and was named the South Atlantic League "Player of the Month" for April...was also tabbed the SAL "Player of the Week" for 4/9-15 after hitting .350/.533/.850 (7-for-20) with 5R, 2 doubles, 1 triple, 2HR, 13RBI, 9BB and 15B in six games.
- ▶ Was promoted to Single-A Potomac on 4/23 and hit .371/.466/.790 (23-for-62) with 17R, 3 doubles, 1 triple, 7HR, 18RBI and 11BB in 15 games...was named the Carolina League "Player of the Week" for 4/30-5/6 after batting .522/.607/1.261 (12-for-23) with 10R, 2 doubles, 5HR, 10RBI and 5BB in six games.
- ▶ Was promoted to Double-A Harrisburg on 5/10 and hit .323/.400/.581 (10-for-31) with 4R, 2 doubles, 2HR, 10RBI, 4BB and 15B in eight games.
- ▶ Following the season, took part in the 2018 Japan All-Star Series, hitting .350 (7-for-20) with 6R, 2 doubles, 2HR, 5RBI and 2BB in five games.

2017

- ▶ Combined with Single-A Hagerstown and the GCL Nationals to bat .351/.415/.505 (39-for-111) with 18R, 6 doubles, 1 triple, 3HR, 18RBI, 12BB and 15B in 32 games.
- ▶ In 23 games with Single-A Hagerstown, hit .360/.427/.523 (31-for-86) with 15R, 5 doubles, 3HR, 14RBI, 10BB and 15B...also played in nine rehab games with the GCL Nationals and hit .320 (8-for-25) with 3R, 1 double, 1 triple, 4RBI and 2BB.
- ▶ Following the season, was tabbed Washington's No. 2 prospect by *Baseball America*.

2016

- ▶ In his professional debut, combined to hit .368/.420/.553 (70-for-190) with 28R, 14 doubles, 3 triples, 5HR, 32RBI, 17BB and 55B in 51 games with the GCL Nationals and short-season Single-A Auburn...his .368 BA led all Nationals minor leaguers and ranked third among all minor leaguers.
- ▶ At the age of 17 (2.5 years younger than the average GCL age), was named the Gulf Coast League MVP and a Postseason All-Star after hitting .361/.410/.550 (61-for-169) with 25R, 11 doubles, 3 triples, 5HR, 31RBI, 14BB and 55B in 45 games...led the league in batting average, slugging, OPS (.960) and total bases (93), ranked second in OBP and hits, tied for fourth in extra-base hits (19) and tied for fifth in RBI.
- ▶ Was promoted to short-season Single-A Auburn on 9/1 and batted .429/.500/.571 (9-for-21) with 3R, 3 doubles, 1RBI and 3BB in six games.
- ▶ Following the season, was tabbed by *Baseball America* as the Nationals' No. 3 prospect...was also named an Organization All-Star by MiLB.com.



PERSONAL

- ▶ Full name is Juan José Soto Pacheco.
- ▶ In 2021, donated his shares from the Home Run Derby and All-Star Game — approximately \$200,000 — to Olympic athletes from the Dominican Republic.
- ▶ Growing up, he would train with his dad, who would toss crumpled-paper, rocks or bottle caps for him to hit with a bat.
- ▶ His younger brother, Elian, was signed by Washington as a non-drafted free agent on January 15, 2023.

Soto's Career Batting Record

Year	Team	AVG	G	AB	R	H	2B	3B	HR	RBI	SH	SF	HP	BB	SO	SB	CS	E	OBP	SLG
2016	GCL Nationals	.361	45	169	25	61	11	3	5	31	0	0	0	14	25	5	2	0	.410	.550
	Auburn	.429	6	21	3	9	3	0	0	1	0	0	0	3	4	0	0	2	.500	.571
2017	Hagerstown	.360	23	86	15	31	5	0	3	14	0	0	0	10	8	1	2	2	.427	.523
	GCL Nationals	.320	9	25	3	8	1	1	0	4	0	0	0	2	1	0	0	0	.370	.440
2018	Hagerstown	.373	16	59	12	22	5	3	5	24	0	1	0	14	13	2	0	1	.486	.814
	Potomac	.371	15	62	17	23	3	1	7	18	0	0	0	11	8	0	1	1	.466	.790
	Harrisburg	.323	8	31	4	10	2	0	2	10	0	0	0	4	7	1	0	0	.400	.581
	WASHINGTON	.292	116	414	77	121	25	1	22	70	1	0	0	79	99	5	2	2	.406	.517
2019	WASHINGTON	.282	150	542	110	153	32	5	34	110	0	6	3	108	132	12	1	2	.401	.548
2020	WASHINGTON - a	.351	47	154	39	54	14	0	13	37	0	0	1	41	28	6	2	0	.490	.695
2021	WASHINGTON - b	.313	151	502	111	157	20	2	29	95	0	5	2	145	93	9	7	6	.465	.534
2022	WASHINGTON	.246	101	342	62	84	17	1	21	46	0	0	3	91	62	6	2	2	.408	.485
	SAN DIEGO - c	.236	52	182	31	43	8	1	6	16	0	0	1	44	34	0	0	1	.388	.390
2023	SAN DIEGO - d	.275	162	568	97	156	32	1	35	109	1	5	2	132	129	12	5	3	.410	.519
Minor League Totals		.362	122	453	79	164	30	8	22	102	0	1	0	58	66	9	5	6	.434	.609
Major League Totals		.284	779	2704	527	768	148	11	160	483	2	16	12	640	577	50	19	16	.421	.524

Signed by the Washington Nationals as a non-drafted free agent on July 2, 2015.

- a – Placed on the COVID-19 injured list from July 23 – August 4, 2020.
- b – Placed on the 10-day injured list from April 20 – May 4, 2021 with a left shoulder strain.
- c – Acquired by San Diego from Washington with INF Josh Bell in exchange for INF Luke Voit, INF CJ Abrams, OF Robert Hassell III, OF James Wood, LHP MacKenzie Gore and RHP Jarlin Susana on August 2, 2022.
- d – Acquired by the Yankees from the San Diego Padres along with OF Trent Grisham in exchange for RHP Michael King, C Kyle Higashioka, RHP Jhony Brito, RHP Randy Vásquez and RHP Drew Thorpe on December 6, 2023.

Soto's Postseason Record

Year	Club vs. Opp.	AVG	G	AB	R	H	2B	3B	HR	RBI	SH	SF	HP	BB	SO	SB	CS	E	OBP	SLG
2019	WAS vs. MIL (WC)	.250	1	4	0	1	0	0	0	2	0	0	0	0	2	0	0	0	.250	.250
	WAS vs. LAD (DS)	.278	5	18	4	5	0	0	2	4	0	0	1	3	4	0	0	0	.409	.611
	WAS vs. STL (CS)	.188	4	16	2	3	1	0	0	1	0	0	0	1	7	0	0	1	.235	.250
	WAS vs. HOU (WS)	.333	7	27	6	9	2	0	3	7	0	0	0	5	8	1	0	1	.438	.741
2022	SD vs. NYM (WC)	.333	3	12	0	4	0	0	0	2	1	0	0	1	2	0	1	0	.385	.333
	SD vs. LAD (DS)	.188	4	16	3	3	1	0	0	1	0	0	0	1	3	1	0	0	.235	.250
	SD vs. PHI (CS)	.222	5	18	4	4	1	0	2	4	0	0	1	2	5	0	0	1	.333	.611
Wild Card Totals		.313	4	16	0	5	0	0	0	4	1	0	0	1	4	0	1	0	.353	.313
LDS Totals		.235	9	34	7	8	1	0	2	5	0	0	1	4	7	1	0	0	.333	.441
LCS Totals		.206	9	34	6	7	2	0	2	5	0	0	1	3	12	0	0	2	.289	.441
WS Totals		.333	7	27	6	9	2	0	3	7	0	0	0	5	8	1	0	1	.438	.741
POSTSEASON TOTALS		.261	29	111	19	29	5	0	7	21	1	0	2	13	31	2	1	3	.349	.495

Soto's All-Star Game Record

Year	Club, Site	AVG	G	AB	R	H	2B	3B	HR	RBI	SH	SF	HP	BB	SO	SB	CS	E	OBP	SLG	
2021	WAS, Colorado	---	1	0	0	0	0	0	0	0	0	0	0	0	2	0	0	0	0	1.000	.000
2022	WAS, Los Angeles-NL	.000	1	3	0	0	0	0	0	0	0	0	0	0	0	0	0	0	0	.000	.000
2023	SD, Seattle	.333	1	3	0	1	0	0	0	0	0	0	0	0	0	0	0	0	.333	.333	
All-Star Game Totals		.167	3	6	0	1	0	0	0	0	0	0	0	0	2	0	0	0	.375	.167	

Soto's Career Fielding Record

Position	PCT	G	PO	A	E	TC	DP
Outfield	.989	755	1,397	23	16	1,436	5

Soto's Career Home Run Chart

MULTI-HOMER GAMES: 17. **TWO-HOMER GAMES:** 17, last on 9/26/23 at SF. **THREE-HOMER GAMES:** None. **GRAND SLAMS:** 1, 9/17/23 at OAK (Devin Sweett). **PINCH-HIT HR:** 1, 5/15/18 vs. NYY (Chad Green). **INSIDE-THE-PARK HR:** None. **"WALK-OFF" HR:** None. **LEADOFF HR:** None.

Soto's Career Bests and Streaks

HITS: 5, 6/7/23 vs. SEA. **RUNS:** 4 - 4 times (last on 6/1/21 at ATL). **2B:** 2 - 10 times (last on 5/11/23 at MIN). **3B:** 1 - 11 times (last on 8/01/13 at ARI). **HR:** 2 - 17 times (last on 9/26/23 at SF). **RBI:** 6, 9/17/23 at OAK. **BB:** 4 - 5 times (last on 5/25/23 at WAS). **SO:** 4, 8/8/23 at SEA. **SB:** 3, 9/15/18 at ATL. **HIT STREAK:** 16g, 6/24-7/14/22. **"WALK-OFF" HITS:** 1, 4/6/21 vs. ATL (single).

Player of the Month: None

Player of the Week: 2 times (last: 9/11-17/23)

Rookie of the Month: 3 times (last: Sept. 2018)



GIANCARLO STANTON • OF

27

HT: 6-6 • **WT:** 245 • **BATS:** R • **THROWS:** R
BIRTHDATE: 11/8/89 • **OPENING DAY AGE:** 34
BIRTHPLACE: Panorama, Calif.
RESIDES: Miami, Fla.
M.L. SERVICE: 13 years, 118 days



STATUS

- ▶ Was acquired by the Yankees from the Miami Marlins along with cash considerations in exchange for 2B Starlin Castro, RHP Jorge Guzmán and INF José Devers on December 11, 2017...contract extends through the 2027 season with a club option for 2028...had a player opt-out following the 2020 season, which he did not exercise.

CAREER NOTES

- ▶ Is a five-time All-Star (2012, '14-15 and '17 with the Marlins and 2022 with the Yankees).
- ▶ Has hit 402 home runs through 1,535 career games, tied with Albert Pujols for the fourth-most home runs through 1,535 career games, trailing only Mark McGwire (457HR), Babe Ruth (429HR) and Alex Rodriguez (410HR).
- ▶ His 402HR are the second-most in the Majors since 2010 (Nelson Cruz-409HR)...had 308HR through the 2019 season, the 16th-highest total all-time for a player before his 30th birthday.
- ▶ His 1,031 career RBI are the seventh-most among active players, trailing only Evan Longoria (1,159RBI), Joey Votto (1,144RBI), Freddie Freeman (1,143RBI), Paul Goldschmidt (1,122RBI), Nolan Arenado (1,061RBI) and Andrew McCutchen (1,045RBI).
- ▶ Has homered against every Major League team in his career except Miami.
- ▶ His 402 home runs are the most among active players...hit his 400th career home run in his 1,520th career game, becoming the fourth-fastest in Major League history to reach 400 career home runs, trailing only Mark McGwire (1,412 games), Babe Ruth (1,475 games) and Alex Rodriguez (1,489 games)...became the 58th player in Major League history to reach the milestone and the 10th player to accomplish the feat as a Yankee (also Teixeira, Beltrán, A. Soriano, Rodriguez, Sheffield, Jackson, Mantle, Gehrig and Ruth).
- ▶ Hit his 300th career homer in his 1,119th career game, becoming the fifth-fastest player to reach the mark in Baseball history, trailing only Ralph Kiner (1,087), Ryan Howard (1,093), Juan González (1,096) and Alex Rodriguez (1,117)...at 28 years, 295 days old, was the ninth-youngest player to reach the mark in Baseball history.
- ▶ Hit 270HR through his first 1,000 career games...only three other players have hit as many home runs through their first 1,000 career games: Ryan Howard (279), Ralph Kiner (277) and Harmon Killebrew (272).
- ▶ Has hit at least 20HR in 12 of his 14 career seasons...is the only player to record 12 such seasons since 2010...Stanton and Nelson Cruz were the only two players with at least 20HR in each season from 2010-18...was the 11th player ever to hit at least 20HR in each of his first nine Major League seasons.
- ▶ Has recorded seven 30HR seasons (2011-12, '14, '17-18, '21-22)...is one of seven players since 2011 to hit 30HR-or-more at least seven times in that span, joining Edwin Encarnación (eight: 2012-19), Nolan Arenado (seven: 2015-19, '21-22), Nelson Cruz (seven: 2014-19, '21), Paul Goldschmidt (seven: 2013, '15, '17-19, '21-22), Manny Machado (seven: 2015-19, '22-23) and Mike Trout (seven: 2012, '14-15, '17-19, '22).
- ▶ Is one of five players with at least five 35HR seasons since 2012 (also Nelson Cruz with six and Nolan Arenado, Mike Trout and Edwin Encarnación with five).
- ▶ Has hit at least 25HR in a season nine times (2011-12, '14-18, '21-22)...is one of three players to record as many such seasons since 2011, joining Nelson Cruz (nine) and Mike Trout (nine)...was one of six players (also Mike Trout, Nelson Cruz, Edwin Encarnación, Anthony Rizzo and Justin Upton) to hit at least 25HR in each season from 2014-18.
- ▶ His 36 career multi-homer games are the second-most since 2010, trailing only Manny Machado (39)...are also the second-most among active players, trailing only Machado (39)...was one of 11 players in Baseball history with at least 32 multi-HR games prior to turning 30 years old.
- ▶ Since 2021, 42 of his 90HR have either tied the game (eight) or given the Yankees the lead (34).
- ▶ His three career "walk-off" grand slams match Alex Rodriguez (three), Vern Stephens (three) and Cy Williams (three) for the most by any player in Major League history.
- ▶ Since the start of his career in 2010, his 13.95 AB/HR ratio ranks fourth in the Majors (min. 3,000PA), trailing only teammate Aaron Judge (11.69), Joey Gallo (13.36) and Kyle Schwarber (13.69)...is the eighth-best mark all-time, behind Mark McGwire (10.61), Aaron Judge (11.69), Babe Ruth (11.76), Barry Bonds (12.92), Joey Gallo (13.36), Kyle Schwarber (13.69) and Jim Thome (13.76).
- ▶ In the Statcast Era (since 2015), owns 12 of the 15 hardest hits, 24 of the top 33 and 36 of the top 56...over the same span, has recorded 141 hits with an exit velocity of 115 mph-or-higher (next: Aaron Judge-58).
- ▶ Has homered in the same game as teammate Aaron Judge 31 times during the regular season (since 2018), with the Yankees going 27-4 in those games...the duo has also homered in four Yankees postseason games, with the Yankees winning each of those games.
- ▶ Was named the 2022 All-Star Game MVP, becoming the third Yankee to win the All-Star Game MVP (since the award was established in 1962), joining Mariano Rivera (2013) and Derek Jeter (2000).

CAREER HIGHLIGHTS

NL Most Valuable Player

- ▶ 2017

AL All-Star Team

- ▶ 2022

NL All-Star Team

- ▶ 2012, 2014, 2015, 2017

All-Star Game MVP

- ▶ 2022

NL Silver Slugger

- ▶ 2014, 2017

Hank Aaron Award

- ▶ 2014, 2017



- ▶ Homered in six straight games vs. the Red Sox from 9/24/21-4/9/22 (including the 2021 AL Wild Card Game)... according to *Elias*, is the only player in Major League history to homer in six consecutive games against Boston including the postseason (previous: 5G by Jim Thome from 4/17-6/8/97, 5G by Ken Griffey Jr. from 9/3/96-4/6/97 and 5G by Mickey Mantle from 4/19-5/23/54).
- ▶ Won the 2017 National League Most Valuable Player Award after leading the Majors with 59HR and 132RBI and hitting .281/.376/.631 (168-for-597) with 123R, 32 doubles and 85BB in 159 games with the Marlins.
- ▶ Was the fifth player to be acquired by the Yankees the year immediately after leading or tying for a league lead in HRs, joining Babe Ruth (acquired in 1920), Johnny Mize (1949), Alex Rodriguez (2004) and Chris Carter (2017).
- ▶ With his trade from the Marlins to the Yankees on 12/11/17, became the second reigning league MVP in Major League history to be traded prior to the start of the following season; on 2/16/04, the Yankees acquired reigning AL MVP Alex Rodriguez from Texas in exchange for Alfonso Soriano and a PTBNL (Joaquin Arias)...*Elias* notes that the only other MVP to change teams in the season following his award was Barry Bonds, who won the NL MVP with Pittsburgh in 1992 and signed with San Francisco as a free agent prior to the 1993 season.
- ▶ His acquisition made the 2018 Yankees the second team in Major League history to acquire Baseball's reigning home run champion after leading the Majors in team homers the prior year; the 1919 Yankees led the Majors with 45 home runs, then acquired Babe Ruth (29HR in 1919) from Boston prior to the 1920 season (credit: *Elias*).
- ▶ Made his postseason debut in 2018...his 1,144 career regular season games at the time of his first playoff game were second-most among active players who had never reached the postseason, behind Seattle's Kyle Seager (1,155G at the time of Stanton's playoff debut)...his 305 regular season home runs led that group, 112 more than second-place Kris Davis (193HR), who also made his playoff debut in the 2018 AL Wild Card Game with Oakland.
- ▶ Has made the postseason five times (2018-22), batting .260/.327/.635 (25-for-96) with 16R, 3 doubles, 11HR, 24RBI and 11BB in 27 postseason games...has reached base safely in 22-of-27 postseason games...11 of his 25 hits in the postseason are home runs and 14 are extra-base hits (11HR, 3 doubles).
- ▶ His 6HR during the 2020 postseason were tied for most in a single postseason in Yankees history (also Alex Rodriguez-6HR in 15G in 2009 and Bernie Williams-6HR in 15G in 1996).
- ▶ Has 11HR through his first 27 career postseason games, tied with Randy Arozarena for the third-most by any Major League player, trailing only Carlos Beltrán (13HR) and Nelson Cruz (12HR)...has 10HR in his last 19 postseason games since 2019 ALCS Game 1...homered in five straight games from 2020 AL Wild Card Series Game 1 through 2020 ALDS Game 3, the longest postseason home streak in franchise history and tied with Adolis García (5G in 2023), George Springer (5G from 2017-18) and Carlos Beltrán (5G in 2004) for the second-longest in Major League history (Daniel Murphy, 6G in 2015).
- ▶ His 11HR in the postseason are tied with Jorge Posada for the eighth-most in Yankees history, trailing only Bernie Williams (22HR), Derek Jeter (20HR), Mickey Mantle (18HR), Babe Ruth (15HR), Aaron Judge (13HR), Yogi Berra (12HR) and Reggie Jackson (12HR)...had 10HR in 15 postseason games from 2019 ALCS Game 1 through 2022 ALDS Game 5...was just the third player in Major League history to hit at least 10HR over a 15-game span in the postseason, joining Babe Ruth (11HR from 1926 World Series Game 4 through 1932 World Series Game 3) and Jim Thome (10HR from 1998 ALDS Game 1 through 1999 ALDS Game 5).
- ▶ His 8.73 AB/HR ratio in the postseason is the sixth-lowest by any player in Major League history (min. 50AB), trailing only Jim Leyritz (7.63), Adolis García (7.75), Juan González (7.75), Babe Ruth (8.60) and Troy Gaa (8.67).
- ▶ His three career home runs in "winner-take-all" postseason games are tied with Jose Altuve, Didi Gregorius, Bill Skowron, Yogi Berra and Troy O'Leary for the second-most home runs in "winner-take-all" games in Major League history, trailing only Aaron Judge (4HR).
- ▶ His 267HR with the Marlins are the most in franchise history...is one of only three active players who hold a franchise's all-time home run lead, joining Evan Longoria (261HR with Tampa Bay) and Mike Trout (368HR with Los Angeles-AL).
- ▶ Won the Home Run Derby at San Diego's Petco Park in 2016, defeating the defending champion, Chicago-AL's Todd Frazier, in the final round to become the first Marlin to win the event...set a then-Derby record with 61 home runs over three rounds (24HR in Round 1, 17HR in semifinals, 20HR in finals), topping the previous mark of 41 by Philadelphia's Bobby Abreu at Detroit's Comerica Park in 2005...according to MLB Statcast, his home runs traveled an estimated combined distance of 27,187 feet (5.15 miles).
- ▶ Is also the Marlins' all-time leader in RBI (672), extra-base hits (479) and total bases (1,983)...ranks second in walks (487), third in runs scored (576), doubles (202) and games played (986), and fifth in hits (960)...his 34.0 WAR is the most by any player in Marlins history (FanGraphs)...his 60 assists lead all Marlins outfielders.
- ▶ Led the Marlins in home runs each season from 2011-17...according to *Elias*, is the only active player to outright lead the same franchise in home runs in at least seven consecutive seasons.
- ▶ Has 37 career home runs against the Nationals and 38HR vs. the Mets are the most among active players...his 22HR at Nationals Park and 24HR at Citi Field are most by any visitor.
- ▶ Has made 13 Opening Day rosters, seven with the Marlins (2011-17) and six with the Yankees (2018-23)...has reached base in 10-of-27 Opening Day plate appearances with the Yankees, going 8-for-25 with 6R, 1 double, 4HR, 8RBI and 2BB.

2023

- ▶ Batted .191 (71-for-371) with 43R, 13 doubles, 24HR, 60RBI and 41BB in 101 games with the Yankees...appeared defensively in both RF (31G/GS) and LF (2G/GS)...also made 65 starts as the DH.
- ▶ According to Statcast, recorded four of the 10 hardest hits and nine of the 33 hardest hits in the Majors (118.6 mph single on 8/24 vs. Washington, 118.1 mph HR on 7/8 vs. Chicago-NL, 117.9 mph double on 9/26 vs. Toronto, 117.8 mph HR on 4/2 vs. San Francisco, 117.1 mph double on 4/7 at Baltimore, 116.8 mph HR on 9/5 vs. Detroit, 116.7 mph HR on 8/4 vs. Houston, 116.3 mph double on 4/10 at Cleveland and 116.3 mph HR on 4/8 at Baltimore).
- ▶ 37 of his 71 hits went for extra bases (13 doubles, 24HR).
- ▶ Homered in consecutive games three times: 2G from 4/1-2, 2G from 7/14-15 and 3G from 8/2-4.
- ▶ Reached base in his first 10 games of the season, matching the second-longest on-base streak of his career to begin a season (12G from 4/5-19/16 with Miami and 10G from 4/1-18/13 with Miami).
- ▶ Hit 5HR in his first 14 games from 3/30-6/2.



- ▶ His two-run HR in the third inning on 4/2 vs. San Francisco had a projected distance of 485 ft., marking his second-longest HR in the Statcast Era (since 2015)...trails only a 504 ft. HR he hit on 8/6/16 at Colorado with Miami...his HR also marked the third-longest HR in terms of projected distance at the current Yankee Stadium since 2015, trailing only Aaron Judge's 496 ft. HR on 9/30/17 vs. Toronto and 495 ft. HR on 6/11/17 vs. Baltimore...marked his third HR in the Statcast Era to have a projected distance of at least 480 ft. (also a 504 ft. HR on 8/6/16 at Colorado with Miami and a 483 ft. HR on 7/25/20 at Washington with the Yankees)... is only one of two Major League players to hit at least three home runs with a projected distance of at least 480 ft. in the Statcast Era (also Nomar Mazara has three).
- ▶ Hit a solo shot in the fifth inning on 4/8 at Baltimore...according to Statcast, the HR had a 116.3 mph exit velocity and marked the hardest-hit HR at Camden Yards in the Statcast Era (since 2015).
- ▶ Exited the game on 4/15 vs. Minnesota with a hamstring strain.
- ▶ Was placed on the 10-day injured list on 4/16 with a left hamstring strain...missed 43 team games...made one rehab appearance with Double-A Somerset (0-for-3, 1BB)...was returned from rehab and reinstated from the 10-day injured list on 6/1.
- ▶ In his first game back from the injured list on 6/2 at Los Angeles-NL, hit a solo HR in the fourth inning... marked his first game since 4/15 vs. Minnesota.
- ▶ Seven of his 11HR from 6/13-8/3 gave the Yankees the lead.
- ▶ Notched 20RBI over 20 games from 6/25-7/22.
- ▶ Recorded his only multi-HR game of the season and the 36th of his career on 7/8 vs. Chicago-NL...marked his first multi-HR game since 5/12/22 at Chicago-AL (also 2HR).
- ▶ Hit 10HR and recorded 22RBI over a 21-game span from 7/8-8/4, including 4HR over a four-game span from 7/8-15 and 6HR in a 10-game stretch from 7/8-22.
- ▶ Recorded 40RBI over his final 62 games of the season from 7/8-9/28.
- ▶ Recorded his 1,000th career RBI with his HR in the second inning on 7/15 at Colorado...his 4RBI set a season high and marked his most since 9/20/22 vs. Pittsburgh (also 4RBI).
- ▶ Played in his 1,500th career game on 8/11 at Miami...his 396 career home runs at the time of the game were the fifth-most by any player through his first 1,500 career games in Major League history...trailed only Mark McGwire (438HR), Babe Ruth (415HR), Alex Rodriguez (401HR) and Juan González (397HR).
- ▶ Hit his 20th home run of the season on 8/30 at Detroit with a solo HR in the fourth inning...reached the 20HR plateau for the 12th time of his career.
- ▶ Hit his 400th career home run on 9/5 vs. Detroit with a go-ahead two-run HR in the sixth inning...accomplished the feat in his 1,520th career game, becoming the fourth-fastest in Major League history to reach 400 career home runs, trailing only Mark McGwire (1,412 games), Babe Ruth (1,475 games) and Alex Rodriguez (1,489 games)... became the 58th player in Major League history to reach the milestone and the 10th player to accomplish the feat as a Yankee (also Teixeira, Beltrán, A. Soriano, Rodriguez, Sheffield, Jackson, Mantle, Gehrig and Ruth)...at the time, was one just three active players to reach 400HR, joining Miguel Cabrera and Nelson Cruz.
- ▶ Hit his 23rd home run of the season with a game-tying two-run HR in the 12th inning on 9/10 vs. Milwaukee... was the first Yankee to hit a HR to either tie the game or give the Yankees the lead in the 12th inning-or-later since Aaron Judge broke a 0-0 tie with a two-run HR in the 13th inning on 6/6/18 at Toronto...was the first Yankee to hit a HR to tie the game or give the Yankees the lead in the 12th inning-or-later when the team was trailing since Brian McCann hit a "walk-off" three-run HR in the 12th inning on 7/3/15 vs. Tampa Bay (Yankees had been trailing 5-4).

2022

- ▶ In 110 games with the Yankees, hit .211/.297/.462 (84-for-398) with 53R, 7 doubles, 31HR, 78RBI and 50BB... made 65 starts as the DH and 38 in the outfield (34GS in RF and 4GS in LF), his most in the outfield since 2018 (72GS)...was named to his fifth career All-Star team (first in AL).
- ▶ Hit at least 30HR for the seventh time in his career (also 2011-12, '14, '17-18, '21)...his 31HR were tied for the ninth-most in the AL...17 of his 31HR either tied the game (five) or gave the Yankees the lead (12).
- ▶ Homered in consecutive games six times: 3G from 5/10-13, 6/26-29 and 10/1-4(G2) and 2G from 4/8-9, 6/23-24 and 9/10-11.
- ▶ Recorded 14 of the 62H in the Majors in 2022 that had an exit velocity of at least 115.0 mph.
- ▶ Hit .309/.357/.568 (43-for-139) with 15R, 3 doubles, 11HR, 35RBI and 12BB in his first 36 games from 4/8-5/21.
- ▶ Hit a game-tying solo home run in the fourth inning on Opening Day vs. Boston...was his fifth career Opening Day HR and his fourth as a Yankee (also 1HR on 7/23/20 at Washington, 2HR on 3/29/18 at Toronto and 1HR on 4/5/16 vs. Detroit with Miami).
- ▶ Homered in each of his first two games of the season, a HR on Opening Day and a HR on 4/9 vs. Boston... marked the second time in his career that he homered in the first two games of a season (also 2020).
- ▶ Homered in six straight games vs. the Red Sox from 9/24/21-4/9/22 (including the 2021 AL Wild Card Game)... is the only player in Major League history to homer in six consecutive games against Boston including the postseason (previous: 5G by Jim Thome from 4/17-6/8/97, 5G by Ken Griffey Jr. from 9/3/96-4/6/97 and 5G by Mickey Mantle from 4/19-5/23/54).
- ▶ Hit his 350th career HR on 4/27 vs. Baltimore, a two-run HR in the first inning...his 350th career home run came in his 1,341st career game...according to *Elias*, became the seventh-fastest player in Major League history (in terms of games) to accomplish the feat...trailed only Mark McGwire (1,280G), Juan González (1,298G), Alex Rodriguez (1,301G), Harmon Killebrew (1,319G), Albert Pujols (1,320G) and Babe Ruth (1,329G).
- ▶ Hit .301/.388/.616 (22-for-73) with 10R, 2 doubles, 7HR, 21RBI and 11BB in 20 games during the month of May.
- ▶ Homered in three straight games from 5/10-13, hitting 4HR in that span.
- ▶ Recorded a career-high 6RBI and his only multi-HR game of the season on 5/12 at Chicago-AL...marked the 35th multi-HR game of his career and first since 6/9/21 at Minnesota (2HR).
- ▶ Was placed on the 10-day injured list on 5/25 with right ankle inflammation...missed nine team games... was reinstated on 6/4.



- ▶ Homered in three straight games from 6/26-29, the second time in 2022 he homered in three consecutive games (also 5/10-13).
- ▶ Hit his 100th HR as a Yankee with a go-ahead solo-HR in the fourth inning of Game 2 on 7/2 at Cleveland...was his 20th HR of the season...Stanton, Aaron Judge (29HR at the time) and Anthony Rizzo (22HR at the time) became the first trio in franchise history to hit at least 20HR in the team's first 79G of a season...according to *Elias*, marked the sixth time in Major League history a team has had three players hit at least 20HR in the club's first 79G of a season...the Yankees joined the 2003 Atlanta Braves (Andruw Jones/Javy López/Gary Sheffield), 2001 Cleveland Indians (Ellis Burks/Juan González/Jim Thome), 2000 Anaheim Angels (Garret Anderson/Troy Glaus/Mo Vaughn), 1959 Washington Senators (Bob Allison/Harmon Killebrew/Jim Lemon) and 1947 New York Giants (Walker Cooper/Willard Marshall/Johnny Mize).
- ▶ Was named to his fifth career All-Star team (also 2012, '14-15 and '17 with Miami) and his first in the American League...it marked his second fan-elected starting assignment (also 2015 but did not play; started in 2014 and '17 but was originally named to the team as a reserve)...with his start in LF and teammate Aaron Judge starting in RF, became the first pair of Yankees outfielders to earn fan-elected starts together since Hall of Famers Dave Winfield and Rickey Henderson in 1988.
- ▶ Was named the All-Star Game MVP after hitting a game-tying two-run HR in the fourth inning off Los Angeles-NL's Tony Gonsolin (1-for-2)...became the third Yankee to win the All-Star Game MVP (since the award was established in 1962), joining Mariano Rivera (2013) and Derek Jeter (2000).
- ▶ Was placed on the 10-day injured list on 7/26 (retroactive to 7/24) with left Achilles tendonitis...missed 28 team games...went a combined 0-for-7 with 3K in two rehab games with Double-A Somerset...was returned from rehab and reinstated on 8/25.
- ▶ Prior to going on the injured list on 7/26, his 24HR from 4/8-7/25 were tied for the third-most in the AL and tied for the sixth-most in the Majors in that span...his 61RBI in that span were also the fifth-most in the AL.
- ▶ Hit his 25th home run of the season with a solo HR in the eighth inning on 9/10 vs. Tampa Bay...marked the ninth time in his career he reached the 25HR plateau.
- ▶ Hit a "walk-off" grand slam in the ninth inning on 9/20 vs. Pittsburgh...according to *Elias*, became the 11th Yankee in franchise history and the second in 2022 to hit a "walk-off" grand slam, joining Josh Donaldson (8/17/22 vs. Tampa Bay), Mark Teixeira (9/28/16 vs. Boston), Alex Rodriguez (4/7/07 vs. Baltimore), Jason Giambi (5/17/02 vs. Minnesota), Mike Pagliarulo (5/8/87 vs. Minnesota), Ruppert Jones (8/12/80 vs. Chicago-AL), Joe Pepitone (4/17/69-G1 vs. Washington-AL), Charlie Keller (8/12/42 vs. Boston), Red Ruffing (4/14/33 vs. Boston) and Babe Ruth (9/24/25 vs. Chicago-AL)...*Elias* also notes that Stanton was just the fourth Yankee to hit a "walk-off" grand slam with the club trailing by 3R, joining Josh Donaldson (trailing 7-4 in the 10th inning), Jason Giambi (trailing 12-9 in the 14th inning) and Babe Ruth (trailing 5-2 in the 10th inning)...marked his third career "walk-off" grand slam (also in the ninth inning on 4/18/14 vs. Seattle with Miami and in the ninth inning on 5/13/12 vs. the Mets with Miami)...his three career "walk-off" grand slams match the most by any player in Major League history, tying Alex Rodriguez (three), Vern Stephens (three) and Cy Williams (three)...his "walk-off" grand slam was his ninth career "walk-off" hit and fourth as a Yankee (first since a "walk-off" single in the 11th inning on 9/3/21 vs. Baltimore)...was his fifth career "walk-off" HR and second as a Yankee (also "walk-off" two-run HR in the ninth on 6/20/18 vs. Seattle)...marked his 10th career grand slam and fifth as a Yankee (first since 9/25/21 at Boston).
- ▶ Homered in each of his final three games of the season...marked his third such streak of the year.
- ▶ Batted 188 (6-for-32) with 3R, 2 doubles, 2HR, 7RBI, 2BB and 15F in nine postseason games...hit his 10th career postseason home run with a two-run shot in the first inning in ALDS Game 2 vs. Cleveland...hit a three-run HR in the first inning in ALDS Game 5 vs. Cleveland, marked his third career home run in a "winner-take-all" game (also 2018 ALWCG vs. Oakland and 2021 ALWCG at Boston)...his 3HR in "winner-take-all" games are tied with Didi Gregorius, Bill Skowron, Yogi Berra and Troy O'Leary for the second-most home runs in "winner-take-all" games in Major League history, trailing only Aaron Judge (4HR).



2021

- ▶ Hit .273/.354/.516 (139-for-510) with 19 doubles, 35HR, 97RBI and 63BB in 139 games...made 108 starts at DH and 26 starts in the outfield (16 in RF, 10 in LF)...marked his most games played since 2018.
- ▶ Ranked second on the team with 35HR, trailing only Aaron Judge's 39HR...marked the first time the Yankees had two players hit at least 35HR in a single season since 2011 when Curtis Granderson (41HR) and Mark Teixeira (39HR) accomplished the feat.
- ▶ Recorded the top-five hardest base hits and seven of the top eight (a 121.1 mph single on 9/3 vs. Baltimore, a 120.3 mph single on 9/16 at Baltimore, a 120.1 mph single on 4/25 at Cleveland, a 120.0 mph single on 4/13 at Toronto, a 119.6 mph single on 7/11 at Houston, a 119.3 mph single on 4/27 at Baltimore and a 119.2 mph double on 8/23 at Atlanta)...also recorded nine of the top 13 hardest base hits and 13 of the top 23.
- ▶ Over his final 54 games in the regular season (8/3-10/3), batted .305/.359/.626 (62-for-203) with 29R, 8 doubles, 19HR, 51RBI and 16BB.
- ▶ Hit his eighth career grand slam in the fifth inning on 4/5 vs. Baltimore...was his third with the Yankees (also 8/8/18 at Chicago-AL and 9/20/18 vs. Boston).
- ▶ Recorded a season-long 12-game hitting streak from 4/23-5/6, batting .481/.509/.904 (25-for-52) with 11R, 4 doubles, 6HR, 11RBI and 3BB over that span...was tied for the second-longest hitting streak of his career (a 17-game streak from 4/29-5/15/14 and a 12-game streak from 9/23/10-4/1/11).
- ▶ Notched his 33rd career multi-HR game on 4/23 at Cleveland...with his homers having exit velocities of 118.0 and 115.7 mph, respectively, became the first player in the Statcast Era (since 2015) with multiple HRs of at least 115.0 mph in the same game...his 118.0 mph HR in the third inning was the fourth-hardest-hit HR in the Majors in 2021.



- ▶ Recorded 20H and 4HR over an eight-game span from 4/27-5/6...according to *Elias*, was the third player (sixth time) in Yankees history with at least 20H and 4HR over an eight-game span, joining DJ LeMahieu (20H, 4HR from 6/20-30/19) and Lou Gehrig (20H, 6HR from 6/15-23-G2/31; 20H, 6HR from 6/14-23-G1/31; 20H, 5HR from 6/9-17/30; 20H, 4HR from 6/7-14/30).
- ▶ Recorded at least 3H in a career-high three straight games from 4/28-30...recorded at least 3H in five of six games from 4/28-5/5.
- ▶ Homered in three straight games from 5/4-6 for the first time since 8/7-9/18.
- ▶ Hit a "walk-off" single in the ninth inning on 5/9 vs. Washington...was his seventh career "walk-off" hit and second with the Yankees (also a "walk-off" HR on 6/20/18 vs. Seattle).
- ▶ Was placed on the 10-day injured list on 5/17 (retroactive to 5/14) with a left quad strain...was reinstated on 5/28, missing 13 team games.
- ▶ Recorded his 34th career multi-HR game and second of the season on 6/9 at Minnesota...also tied his career high with 3XBH (10th time, first since 6/24/18 at Tampa Bay)...both of his home runs came on an 0-2 pitch... according to *Elias*, was the first Yankee to do so since 2000.
- ▶ Made his first appearance of the season in the OF on 7/30 at Miami and his first appearance since 9/28/19 at Texas.
- ▶ Recorded a season-high 23-game on-base streak from 8/2-27...batted .329/.421/.671 (27-for-82) with 16R, 4 doubles, 8HR, 21RBI, 11BB and 2HP over that span...was the second-longest on-base streak of his career, trailing only his career-long 27-game stretch from 7/24-8/22 (G2)/17.
- ▶ Recorded multiple hits in a career-high five straight games from 8/3-7 (previous: four games, five times).
- ▶ Hit a go-ahead, two-run HR in the ninth inning on 8/12 in the "Field of Dreams" game in Iowa at Chicago-AL... marked his 11th career HR (and third as a Yankee) that put his team in the lead in the ninth inning-or-later (first since a two-run HR in the 10th inning on 8/7/18 at Chicago-AL).
- ▶ Hit 17HR in his final 41 games from 8/17 (G2)-10/3, the third-most HR in the Majors in that span, trailing only Kansas City's Salvador Perez (18HR) and Toronto's Marcus Semien (18HR).
- ▶ Drove in 38 runs over his final 37G from 8/21-10/3, the second-most in the Majors over that span (Salvador Perez-41RBI).
- ▶ Homered in four straight games from 8/23-27...marked the third time in his career he homered in at least four consecutive games (also 6G from 8/10-15/17 and 4G from 8/14-17/11).
- ▶ Stanton and Aaron Judge both hit 10HR in September, the most by a Yankee in a single calendar month since Luke Voit hit 11HR in August 2020...it marked the ninth time in franchise history the Yankees had two players hit double-digit home runs in a single calendar month.
- ▶ Hit a "walk-off" single in the 11th inning on 9/3 vs. Baltimore, his eighth career "walk-off" hit and his second of the season (also a "walk-off" single on 5/9 vs. Washington).
- ▶ Homered in back-to-back games from 9/17-18 vs. Cleveland.
- ▶ Was named the AL "Player of the Week" for 9/20-26 after hitting .409/.440/1.000 (9-for-22) with 4R, 1 double, 4HR, 13RBI, 2BB and 1SF in six games...he led the AL in home runs, RBI, SLG and OPS (1.440), tied for the AL lead in extra-base hits (5) and ranked third in BA...it was his eighth career weekly award and first as a Yankee.
- ▶ Drove in 10 of the Yankees' 19R during their three-game set at Boston from 9/24-26...was just the second Yankee in franchise history to record at least 10RBI in a three-game series vs. Boston, joining Mickey Mantle who recorded 10RBI vs. Boston from 5/21-23/54...Stanton is the only Yankee to do so at Fenway Park...was just the second Yankee since 2006 to record at least 10RBI in a three-game series, joining Didi Gregorius who notched 10RBI from 7/22-24/19 at Minnesota...also hit 3HR in that series at Fenway...was the first Yankee to hit at least 3HR in a three-game series at Fenway since Mark Teixeira hit 3HR in three games at Boston in May of 2010.
- ▶ Homered in a season-high-tying four straight games from 9/24-28...marked the fourth time in his career and the second time in 2021 that he homered in four straight games...also recorded multiple RBI in a career-high four straight games from 9/24-28...recorded at least 4RBI in back-to-back games from 9/24-25 for the first time in his career.
- ▶ Hit a go-ahead grand slam in the eighth inning on 9/25 at Boston...was the first Yankee to hit a go-ahead grand slam in the eighth inning or later since Gary Sánchez in Game 2 on 8/30/20 vs. the Mets (also eighth inning) and was the first to do so vs. the Red Sox since Mark Teixeira's "walk-off" grand slam in the ninth inning on 9/28/16... was only the third Yankee in franchise history to hit a go-ahead grand slam in the eighth inning or later at Fenway Park, joining Johnny Blanchard (ninth inning on 7/21/61) and Joe DiMaggio (10th inning on 9/10/48).
- ▶ Went 3-for-4 with 1R, 1HR and 1RBI in the AL Wild Card Game at Boston...hit a solo HR in the ninth inning, his ninth career postseason HR...his 9HR through his first 18 career postseason games are tied with Carlos Beltrán for the most by any Major League player.

2020

- ▶ Hit .250 (19-for-76) with 12R, 7 doubles, 4HR, 11RBI and 15BB in 23 games with the Yankees...of his 19H, 11 went for extra bases.
- ▶ Hit a first-inning two-run HR and went 2-for-3 with 1R and 3RBI on Opening Day at Washington...was Major League Baseball's first home run of the 2020 season...was his fourth career Opening Day home run and third with the Yankees (homered twice on 3/29/18 at Toronto in his Yankees debut)...also homered in the Yankees' second game of the season (7/25 at Washington), becoming the ninth player (10th time) to homer in each of the Yankees' first two games in a season and first since Mark Teixeira in 2011.
- ▶ Was placed on the 10-day injured list from 8/9-9/15 with a left hamstring strain, missing 32 team games.
- ▶ Hit .308 (8-for-26) with 7R, 1 double, 6HR, 13RBI and 4BB in seven postseason games...his 6HR were tied for most in a single postseason in Yankees history (also Alex Rodriguez-6HR in 15G in 2009 and Bernie Williams-6HR in 15G in 1996)...his 13RBI were tied for the sixth-most by a Yankee in a single postseason, trailing only Alex Rodriguez (18RBI in 15G in 2009), Scott Brosius (15RBI in 13G in 1998), Bernie Williams (15RBI in 15G in 1996), Cecil Fielder (14RBI in 14G in 1996) and Reggie Jackson (14RBI in 10G in 1978).
- ▶ Homered in five straight games from AL Wild Card Series Game 1 through ALDS Game 3, the longest postseason homer streak in franchise history and tied with George Springer (5G from 2017-18), Carlos Beltrán (5G in 2004) and Adolis García (5G in 2023) for the second-longest in Major League history (Daniel Murphy, 6G in 2015).



- ▶ Became the first player in Major League history to hit at least 6HR in his team's first five postseason games... was also the first player ever to homer in each of his team's first five games of a postseason (previous record: 4G streaks by San Francisco's Jeffrey Leonard in 1987 and Texas' Juan Gonzalez in 1996).
- ▶ Each of his first five hits went for homers...according to STATS, was the first player in Major League history to have each his first four hits of a single postseason go for home runs.
- ▶ With homers in each of his first five playoff games (ALWCS Game 1 through ALDS Game 3) and a double in ALDS Game 4, became the first player in Major League history to record an extra-base hit in each of his team's first six postseason games.
- ▶ Had 5HR and 11RBI through his first four games of the 2020 postseason...according to STATS, was the first player in Major League history to have at least 5HR and at least 10RBI in any four-game span in a single postseason.
- ▶ Was 2-for-7 with 3R, 2HR, 3RBI, 2BB and 15F in 2G in the ALWCS at Cleveland...hit a solo HR in the ninth in ALWCS Game 1 on 9/29 at Cleveland that had an exit velocity of 116.1 mph.
- ▶ Hit for the "home run cycle" in the ALDS vs. Tampa Bay (a solo HR, two-run HR, three-run HR and grand slam)... joined Nelson Cruz (2011 ALCS) as the only players in Major League history to hit for the home run cycle in a single playoff series. — credit: STATS.
- ▶ Recorded 4RBI in back-to-back postseason games (ALDS Games 1 and 2), becoming only the second player in Major League history to accomplish the feat (also Washington's Michael Taylor in two straight games in 2017)... became only the third Yankee to record at least 4RBI in multiple games in a single postseason, joining Hideki Matsui (5RBI in 2004 ALCS Games 1 and 3) and Yogi Berra (4RBI in 1956 World Series Games 2 and 7).
- ▶ Homered in three consecutive at-bats, in the ninth inning of ALDS Game 1 and the second and fourth innings of ALDS Game 2...according to STATS, was the first player in the Majors to homer in three straight postseason at-bats since San Francisco's Pablo Sandoval (all in Game 1 of the 2012 World Series)...was the first Yankee to homer in three consecutive postseason at-bats since Reggie Jackson, who did it in four straight in 1977.
- ▶ Hit a grand slam in the ninth inning of ALDS Game 1 at Tampa Bay at Petco Park (1-for-4, 1R, 1HR, 4RBI, 1BB), becoming the first DH in franchise history to hit a grand slam in the postseason...was just the 14th player in Yankees history to hit a grand slam in the postseason and the second to do so in as many games...including the regular season, was his eighth career grand slam and his first since 9/20/18 vs. Boston.
- ▶ Recorded his first career postseason multi-HR game in ALDS Game 2, hitting a solo HR in the second and a three-run HR in the fourth...was the 26th multi-HR postseason game by a Yankee and the sixth in the ALDS... was the 20th Yankee all-time to have a multi-HR game (only Yankees with more than one such game: Babe Ruth-4, Lou Gehrig-2, Mickey Mantle-2, Bernie Williams-2)...was the first multi-HR postseason game by a Yankee since Gary Sánchez in 2018 ALDS Game 2 at Boston.
- ▶ His 25 total bases through ALDS Game 3 matched Randy Arozarena (2020) for the most by any player (at the time) in his team's first five games of a single postseason in Major League history (credit: STATS).
- ▶ Played in just four spring training games (one in Florida and three in New York) after suffering a Grade I right calf strain on 2/25.

2019

- ▶ Hit .288 (17-for-59) with 8R, 3 doubles, 3HR, 13RBI and 12BB in 18 games with the Yankees.
- ▶ Was placed on the 10-day injured list on 4/1 with a left biceps strain...began a rehab assignment on 5/20, but was returned from rehab on 5/22 with left calf tightness after appearing in just one game...began a second rehab assignment on 6/11...in six total rehab appearances with Single-A Tampa and Triple-A Scranton/Wilkes-Barre, hit .286 (6-for-21) with 5R, 5HR and 8RBI...was returned from rehab and reinstated from the 10-day I.L. on 6/18.
- ▶ Was placed on the 10-day injured list on 6/26 with a right knee sprain...left 6/25 game with a right knee contusion...was transferred to the 60-day injured list on 8/11...was reinstated on 9/18, missing 73 team games...played in just six Major League games between I.L. stints.
- ▶ Went 8-for-28 with 4R, 2 doubles, 2HR and 6RBI in nine games after returning from his second I.L. stint.
- ▶ Hit .231 (3-for-13) with 1R, 1HR, 2RBI and 4BB in five postseason games, with the Yankees going 5-0 in those contests...had 3BB in ALDS Game 1 vs. Minnesota (had 1BB in 22PA in 2018 postseason)...hit a solo HR in ALCS Game 1 at Houston...missed four games in the ALCS with a low Grade 2 quad strain.

2018

- ▶ Hit .266/.343/.509 (164-for-617) with 102R, 34 doubles, 38HR, 100RBI and 70BB in 158 games (85GS at DH, 37 in RF and 35 in LF) in his first season with the Yankees...reached the 100RBI plateau for the second straight season and third time in his career (105RBI in 2014 and 132RBI in 2017)...reached 100R for the second time (123R in 2017).
- ▶ Was the Yankees' nominee for the 2018 Hank Aaron Award...won the award in both 2014 and '17 with Miami.
- ▶ Batted .316/.391/.645 (48-for-152) with 9 doubles, 1 triple, 13HR and 28RBI off left-handed pitching.
- ▶ His 38HR were fifth-most by a player in his first season as a Yankee, trailing Babe Ruth (54HR in 1920), Jason Giambi (41HR in 2002), Mark Teixeira (39HR in 2009) and Roger Maris (39HR in 1960).
- ▶ With 38HR and 34 doubles, was one of nine Majors Leaguers to reach 30 doubles and 35HR in 2018...was the first Yankee to reach those benchmarks in the same season since Mark Teixeira in 2009 (39HR, 43 doubles).
- ▶ Had a Major League-leading 74 batted balls with an exit velocity of at least 110 mph according to MLB Statcast (next: Nelson Cruz-50)...had five of the Majors' 10 hardest-hit home runs of 2018.
- ▶ Had 102R, 38HR and 100RBI, the 12th player in franchise history to reach each of those totals in a single season...was just the fourth to reach those totals in his first season with the club, joining Mark Teixeira in 2009 (39HR, 122RBI, 103R), Jason Giambi in 2002 (41HR, 122RBI, 120R) and Babe Ruth in 1920 (54HR, 136RBI, 158R).
- ▶ Had six games of at least 4H in 2018, tied with Arizona's David Peralta for second-most in the Majors (Boston's Mookie Betts-7)...were the most 4H games by a Yankee since Bernie Williams (7 in 1999).
- ▶ Became the first Yankee to hit at least 20HR before the All-Star break during his first season with the club since Mark Teixeira in 2009 (21HR before the break)...was the first Yankee to do so after being traded to the team since Alex Rodriguez in 2004 (22HR)...was the only player with at least 20HR before the break each season from 2014-18.



- ▶ Went 3-for-5 with 3R, 1 double, 2HR and 4RBI in his Yankees debut in 3/29 win at Toronto, marking his 29th career multi-HR game... according to *Elias*, was just the second player in Yankees history to homer twice in his first game with the club, joining Roger Maris, who began his 1960 AL MVP Award-winning season by going 4-for-5 with 2R, 1 double, 2HR and 4RBI on 4/19/60 at Boston... was the first player to homer in his first plate appearance as a Yankee since Tyler Austin and Aaron Judge did so in consecutive at-bats on 8/13/16 vs. Tampa Bay.
- ▶ Became the second Yankee since 1908 to collect at least 3XBH and 4RBI on Opening Day, joining Roger Maris (3XBH, 4RBI) on 4/19/60 at Boston... became the seventh Yankee to hit 2HR on Opening Day, the first since Joe Pepitone on 4/9/63 at the Kansas City A's.
- ▶ Hit .218 in April, .264 in May, .298 in June and .323 in July... was the third player in Yankees history to improve his monthly averages by 25 or more points in every month, April through July (min. 50AB each month), joining Melky Cabrera in 2007 (.200, .254, .298, .368) and Didi Gregorius in 2015 (.206, .232, .258, .317)—credit: *Elias*.
- ▶ Hit his third HR of the season in 4/4 win vs. Tampa Bay, becoming the first player ever to hit at least 3HR in the first six team games in his first season as a Yankee.
- ▶ His first-inning single in 4/6 loss vs. Baltimore was his 2,000th career total base.
- ▶ Struck out a career-high, and franchise-record-tying, five times twice on the Yankees' first homestand (4/3 win vs. Tampa Bay and 4/8 loss vs. Baltimore).
- ▶ Played his 1,000th career game on 4/13 at Detroit, becoming the fourth player from the 2007 First-Year Player Draft to reach the 1,000-game milestone, joining OF Jason Heyward, C Matt Wieters and 1B Freddie Freeman... at the time, his 270HR were the fourth-most HRs through a player's first 1,000 career games, behind Ryan Howard (279), Ralph Kiner (277) and Harmon Killebrew (272).
- ▶ Hit two-run HR and solo HR and was 3-for-4 with 1 double and 4RBI on 5/2 at Houston, driving in all of the Yankees' runs in their 4-0 shutout victory... was his 30th career two-homer game (and second of the season)... became the ninth player in Major League history to record at least 30 multi-homer games prior to turning 29 years old... was the third player in Baseball history to reach 30 multi-HR games through his first 1,016 career games (also Ralph Kiner-35 and Juan González-30).
- ▶ Hit two solo HRs in 5/8 win vs. Boston... was his 31st career two-homer game, becoming the second player in Baseball history to reach 31 multi-HR games through his first 1,021 career games (Ralph Kiner-35).
- ▶ His fifth-inning single in 5/15 loss at Washington was the 1,000th hit of his Major League career... through his first 1,000 career hits, 499 went for extra bases (211 doubles, 11 triples, 277HR)... was the third player in Baseball history with at least 499 extra-base hits through his first 1,000 career hits (Babe Ruth-517, Adam Dunn-507)—credit: *Elias*.
- ▶ Hit solo HR in 5/19 win at Kansas City... the homer was his 500th career extra-base hit... at 28 years, 192 days, he was the fourth-youngest player (at the time) to debut since 2000 to reach 500XBH (at that time), trailing: Albert Pujols (26 years, 208 days), Miguel Cabrera (27 years, 40 days) and Prince Fielder (28 years, 141 days).
- ▶ Made 85 consecutive starts from 5/28-9/1 (46 at DH, 26 in RF, 13 in LF), the longest streak of consecutive starts by a Yankee since Robinson Canó started 176 in-a-row from 8/17/12-8/27/13... according to *Elias*, was the first Yankee to appear in at least 85 team games in-a-row since Starlin Castro appeared in 96 straight games from 6/2-9/17/16.
- ▶ Hit two-run "walk-off" HR in the ninth of 6/20 win vs. Seattle... was his sixth career "walk-off" hit (first since a single on 8/19/14 vs. Texas) and fourth career "walk-off" HR (first since 4/18/14 vs. Seattle off Yoervis Medina).
- ▶ Hit game-tying solo HR in the eighth and was 5-for-5 with 2R, 2 doubles, 2RBI and 1IBB in 6/24 loss at Tampa Bay, tying his career high in hits (also 8/11/10 at Washington) and times on base (6, also 7/9/17 at San Francisco: 3H, 2BB, 1HP)... was the first 5H game by a Yankee since Curtis Granderson on 4/19/12 vs. Minnesota (5H).
- ▶ Went 9-for-9 with 4R, 3 doubles, 1HR, 4RBI and 2BB over consecutive games at Tropicana Field (6/24 and 7/23)... according to *Elias*, became the first Yankee to record hits in nine consecutive at-bats at one road venue since Lou Piniella also had nine straight hits at Kansas City's Kauffman Stadium from 9/3/82-5/3/83... was the first MLB player to reach safely (via H/BB/HP) at least five times without making an out in consecutive games at one road venue since Cleveland's Michael Brantley on 6/9/14 and 5/15/15 at Texas' Globe Life Park (credit: *Elias*).
- ▶ Was one of five AL All-Star "Final Vote" candidates... was the 10th Yankee to appear on the Final Vote ballot, joining SS Didi Gregorius (2017), OF Brett Gardner (2015), RHP David Robertson (2013), OF Nick Swisher (2010), 1B Jason Giambi (2008), SS Derek Jeter and OF Hideki Matsui (2005), Matsui (2004) and Giambi (2003).
- ▶ Hit his sixth career grand slam (first since a "walk-off" grand slam on 4/18/14 vs. Seattle) in 8/8 win at Chicago-AL... hit 170HR between grand slams.
- ▶ Hit the 300th homer of his career off Francisco Liriano in 8/30 loss vs. Detroit... came in his 1,119th career game, becoming the fifth-fastest player (at the time) to reach the mark in Baseball history, trailing Ralph Kiner (1,087G), Ryan Howard (1,093), Juan González (1,096) and Alex Rodriguez (1,117).
- ▶ Made his postseason debut, hitting .238 (5-for-21) with 4R, 1HR and 1RBI in five games... played in his first postseason after 1,144 career regular season games... were second-most among active players who had never reached the postseason (Kyle Seager-1,155G through 2018)... his 305HR were the most in that group, 112 more than Oakland's Khris Davis (193HR), who also debuted in the 2018 AL Wild Card Game.
- ▶ Homered and stole a base in his postseason debut in the AL Wild Card Game vs. Oakland... was the first Yankee and eighth player ever (Longoria, Podsednik, Beltrán, Edmonds, Alicea, Grace, Versailles) to record both a HR and SB in his postseason debut.

2017

- ▶ Won the National League Most Valuable Player Award after leading the Majors with 59HR and 132RBI and hitting .281/.376/.631 (168-for-597) with 123R, 32 doubles and 85BB in 159 games with the Marlins... tied for the Major League lead with an NL-high 91 extra-base hits and ranked second in Baseball in total bases (377), third in runs scored and fourth in OPS (1.007)... was seventh in the NL in walks... led the Majors with a 10.12 AB/HR ratio... finished sixth in the Majors (fourth among position players) with 6.9 WAR (FanGraphs).
- ▶ Received 302 points in NL MVP balloting to edge Cincinnati's Joey Votto (300 points) in the then-fourth-closest MVP race in Major League history (third-closest NL MVP race)... received 10 first-place votes, 10 second-place votes, 5 third-place votes, 3 fourth-place votes, 1 fifth-place vote and 1 sixth-place vote... was the first MVP in Marlins franchise history.



- ▶ Set career highs in runs, hits, homers, RBI, games played, extra-base hits and total bases...homered in a Major League-best 49 different games, ahead of Aaron Judge (45).
- ▶ Earned his second career NL Hank Aaron Award (most outstanding offensive performer), his second NL Silver Slugger Award and his second Players' Choice Award for Outstanding NL Player.
- ▶ Was the sixth player in Major League history to hit at least 59HR in a season (10th occurrence)...marked the most HRs by any Major League player since 2001, when San Francisco's Barry Bonds hit 73 and the Cubs' Sammy Sosa hit 64...at the time, was the sixth-highest total by a right-handed batter in Major League history, behind Mark McGwire (70 in 1998, 65 in 1999) and Sammy Sosa (66 in 1998, 64 in 2001, 63 in 1999)...set a new Marlins club record for homers and was the first Marlin to win the Major League HR title.
- ▶ With 59HR, finished 7HR ahead of the AL HR leader Aaron Judge (52HR) and 20HR ahead of the NL runner-up, the Dodgers' Cody Bellinger (39HR)...was the largest margin ever for an NL home run champion over the runner-up, besting the previous mark of 19HR in 1923 (Cy Williams' 41HR to Jack Fournier's 22HR)...at the time, was tied for the fifth-largest margin by a home run champion in either league, behind four Babe Ruth seasons: 1920 AL (35, Ruth's 54HR to George Sisler's 19HR); 1921 AL (35, Ruth's 59HR to Bob Meusel/Ken Williams' 24HR); 1926 AL (28, Ruth's 47HR to Al Simmons' 19HR); 1928 AL (27, Ruth's 54HR to Lou Gehrig's 27HR)...matched the 1956 AL (20, Mickey Mantle's 52HR to Vic Wertz's 32HR)...Aaron Judge later surpassed the mark in 2022 when he led the AL by 22HR.
- ▶ Became the ninth player (10th time) in Major League history to record at least 10 multi-homer games in one season...are tied for the fourth-highest single-season total, one behind Aaron Judge (11 in 2022), Cubs' Sammy Sosa (11 in 1998) and Detroit's Hank Greenberg (11 in 1938)...marked the most multi-homer games since St. Louis' Albert Pujols had 10 in 2009...had 2 in April, 1 in May, 4 in July, 2 in August and 1 in September.
- ▶ Hit 87 batted balls (34HR) with an exit velocity of at least 110 mph according to MLB Statcast, marking the most batted balls (and most HRs) of at least 110 mph by a player in a single season since Statcast began tracking that data in 2015...had four of the Majors' 12 hardest-hit home runs of 2017; his 59th and final HR on 9/28 vs. Atlanta (off Rex Brothers) had an exit velocity of 118.7 mph, the third-hardest-hit home run in the Majors in 2017 (behind two Aaron Judge HRs).
- ▶ Of his 59HR, a Major League-high 39 traveled a projected distance of at least 400 feet.
- ▶ His 132RBI set a Marlins franchise record, breaking Preston Wilson's mark of 121RBI in 2000...was the first player in Marlins history to lead the Majors in RBI...teammate Marcell Ozuna placed third in the Majors with 124RBI, as the Marlins were the first NL club to produce two of the Majors' top-three RBI leaders since the 1976 Reds (George Foster-121, first; Joe Morgan-111, second)...also led the Majors with 38 go-ahead RBI and was third with 18 game-winning RBI...tied for third in the Majors with 32 multi-RBI games (5RBI-1x, 4RBI-5x, 3RBI-13x, 2RBI-13x).
- ▶ Hit 26 go-ahead HRs, the most by any Major League hitter since St. Louis' Mark McGwire hit 30 in 1998...ranked second in the Majors with 23HR with runners on base, trailing only Aaron Judge (24HR with runners on).
- ▶ Hit a franchise-record 31HR in 76 home games (prev.: Stanton, 24 in 2014)...were second in the Majors to the Aaron Judge (33HR) and the most by an NL player at home since 2001 (Barry Bonds-37HR, Sammy Sosa-34HR).
- ▶ In 83 road games, hit a franchise-record 28HR (previously Gary Sheffield, 23 in 1996)...led the Majors in road HRs, the most by any player since San Diego's Adrián González also hit 28HR on the road in 2009.
- ▶ Hit 30HR vs. NL East opponents (8 vs. Atlanta, 8 vs. New York, 8 vs. Philadelphia, 6 vs. Washington)...became the fourth player since 2001 to hit at least 30HR vs. a single division, joining Sammy Sosa in 2001 (37 vs. NL Central), Barry Bonds in 2001 (36 vs. NL West) and Brian Dozier in 2016 (31 vs. AL Central).
- ▶ Hit a Major League-record 47HR from the No. 2 spot in the batting order (previously Milwaukee-NL's Eddie Mathews, 46HR in 1959)...was later tied by Aaron Judge in 2022.
- ▶ Earned three NL "Player of the Week" Awards, second-most weekly awards in the Majors in 2017 (J.D. Martinez-4)—8/6-12; 8/20-26 and 9/17-23 (co-winner with Marcell Ozuna).
- ▶ On 6/2 vs. Arizona, hit a solo HR off Patrick Corbin to collect his 579th career RBI, moving past Mike Lowell (578) for sole possession of first place on the Marlins' all-time RBI list.
- ▶ From 7/5-8/29, hit 30HR in a 48-game stretch...according to *Elias*, became the second player ever to homer 30 times in a stretch of 50G-or-fewer within a season (Barry Bonds, 30HR in 47G from 4/12-6/5/01 and from 4/13-6/7/01)...also hit 23HR in a 35-game stretch from 7/5-8/15...homered in 10-of-12 games from 8/4-15 (11HR total), including a club-record 9HR in a 10-game span from 8/4-13.
- ▶ Was named via the Player Ballot to his fourth career NL All-Star Team, tying Miguel Cabrera (2004-07) for the most All-Star appearances in Marlins history...started at DH and went 0-for-3 in the game at Marlins Park.
- ▶ Participated in his third Home Run Derby...was eliminated in Round 1 by the Yankees' Gary Sánchez, 17-16.
- ▶ From 7/24-8/22, reached base in a career-best 27 consecutive games, hitting .343/.463/.889 (34-for-99) with 29R, 6 doubles, 16HR, 34RBI and 19BB.
- ▶ Was named NL "Player of the Month" after tying the Major League August record with 18HR...hit .349/.433/.899 (38-for-109) with 28R, 6 doubles, 37RBI and 14BB in 29 games...shares the mark with Detroit's Rudy York, who hit 18HR in August 1937...tied York for the second-highest HR total in any month in Major League history, behind the Cubs' Sammy Sosa, who hit 20HR in June 1998...broke Hanley Ramirez's single-month club RBI record of 33 in June 2009...was his third career monthly award.
- ▶ Became the second player in Major League history to combine for at least 30HR over the span of two consecutive calendar months...joined Cleveland's Albert Belle, who hit 31HR in August/September 1995.
- ▶ From 8/10-15, set a Marlins record by homering in six consecutive games...tied for the then-seventh-longest home run streak in Major League history, two shy of the record of eight games, shared by Ken Griffey, Jr., Don Mattingly and Dale Long.
- ▶ Hit his 43rd HR on 8/14 vs. San Francisco (off Ty Blach), breaking Gary Sheffield's club record of 42HR in 1996...had tied Sheffield with his 42nd HR the previous day, 8/13 vs. Colorado (off Germán Márquez).

- ▶ On 8/27 vs. San Diego, hit his 50th HR (off Clayton Richard), becoming the 28th player to reach the milestone in a single season...with 50HR in the Marlins' first 129 games, was the seventh-fastest player to the number, behind San Francisco's Barry Bonds in 2001 (117th team game), the Cubs' Sammy Sosa in 1999 (121st), St. Louis' Mark McGwire in 1999 (124th) and 1998 (125th), the Yankees' Roger Maris in 1961 (125th) and the Yankees' Babe Ruth in 1921 (125th)...was matched by Aaron Judge in 2022 (also 129th game)...was the eighth-fastest player, by date, to hit 50HR, and the first player to reach the 50-homer mark in August since 2001 (Bonds/Sosa).
- ▶ On 9/28 vs. Atlanta, hit home runs No. 58 (third PA) and No. 59 (fifth and final PA)...in 14PA with a chance to hit a 60th HR, went 5-for-14 (.357) with one double.
- ▶ Was acquired by the Yankees from the Marlins along with cash considerations in exchange for 2B Starlin Castro, RHP Jorge Guzman and INF Jose Devers on 12/11.

2016

- ▶ In 119 games with the Marlins, hit .240/.326/.489 (99-for-413) with 56R, 20 doubles, 1 triple, 27HR, 74RBI and 50BB...led Miami in home runs for the sixth consecutive season.
- ▶ Won the Home Run Derby at San Diego's Petco Park, defeating the defending champion, Chicago-AL's Todd Frazier, in the final round to become the first Marlin to win the event...set a then-Derby record with 61 home runs over three rounds (24HR in Round 1, 17HR in semifinals, 20HR in finals), topping the previous mark of 41 by Philadelphia's Bobby Abreu at Detroit's Comerica Park in 2005...according to MLB Statcast, his home runs traveled an estimated combined distance of 27,187 feet (5.15 miles)...hit the 10 longest homers and 18 of the 19 longest homers in the contest...also had the 20 hardest-hit homers.
- ▶ Became the first player in Marlins history to homer in 20 consecutive at-bats, doing so in his final 2PA on 7/5 at the Mets and first 2AB (3PA) on 7/6 at the Mets (walked in his first PA on 7/6)...was the second player in Marlins history to record consecutive 2HR games (also Derrek Lee, 6/9-10/02).
- ▶ Hit his 200th career HR on 7/6 at the Mets (off Jacob deGrom)...at 26 years, 241 days, was the 12th-youngest player in Baseball history to reach the milestone at the time...according to STATS, Inc., was the seventh-fastest ever (at the time) to reach 200HR, doing so in his 781st game...was the first player in Marlins history to hit 200HR.
- ▶ Won NL "Player of the Week" Award for 7/3-9 (.391, 9-for-23, 6R, 1 double, 1 triple, 4HR, 8RBI, 3BB in 6G).
- ▶ Was placed on the 15-day disabled list from 8/14-9/6 with a left groin strain.

2015

- ▶ Tied for 10th in the NL in home runs despite playing in just 74 games, hitting .265/.346/.606 (74-for-279) with 47R, 12 doubles, 1 triple, 27HR, 67RBI and 34BB for the Marlins.
- ▶ On 4/16 at Atlanta, hit his first HR of the season and 155th of his career, surpassing Dan Uggla (154) to become the Marlins' all-time home run leader.
- ▶ Earned the NL "Player of the Month" Award for June after batting .344/.404/.800 (31-for-90) with 18R, 5 doubles, 12HR and 23RBI in 24 games...was his second career monthly award...during the month, led the Majors in SLG (min. 50PA) and OPS (1.204), tied for the NL lead in homers, was third in XBHs (17) and total bases, and tied for fourth in RBI...set a Marlins record for homers in June, and tied a then-franchise record for HRs in any month.
- ▶ Was named NL "Player of the Week" for 6/8-14 (.520, 13-for-25, 7R, 4 doubles, 5HR, 12RBI, 4BB in 7G).
- ▶ On 6/26 vs. Los Angeles-NL, suffered a hamate bone fracture in his left wrist while taking a swing and missed the final 87 games of the season...was placed on the 15-day D.L. from 6/27-10/5...underwent surgery to remove the bone on 6/28, performed by hand specialist Dr. Patrick Owens at the University of Miami Hospital...played in one rehab game with Single-A Jupiter on 9/1, going 0-for-2 with 1BB.
- ▶ Was elected by the fans as a starting outfielder for the NL in the All-Star Game in Cincinnati, his third career All-Star nomination and first as a fan-elected starter...missed the game due to injury.

2014

- ▶ Led the NL with 37HR, hitting .288/.395/.555 (155-for-539) with 89R, 31 doubles, 1 triple, 105RBI and 94BB in 145 games with Miami...was the first player in Marlins history to lead the league in home runs...also paced the league in slugging pct., total bases (299) and intentional walks (24)...had a career-high 13SB...tied for the NL lead in extra-base hits (69) and go-ahead RBI (31) and ranked second in RBI, walks and on-base pct.
- ▶ Finished as the runner-up for the NL Most Valuable Player Award (298 points), behind the Dodgers' Clayton Kershaw (355 points)...received 8 first-place votes, 10 second-place votes and 12 third-place votes.
- ▶ Earned his first career NL Hank Aaron Award (most outstanding offensive player), first career NL Silver Slugger Award, and first career Players' Choice Award for Outstanding NL Player...was a finalist for the NL Gold Glove for RF.
- ▶ Set a Marlins record with 31RBI prior to 5/1, tallying at least 1RBI in 14 of his first 27 games.
- ▶ From 3/31-4/18, delivered the game-winning RBI in six of the Marlins' first seven wins...according to *Elias*, was the first player with at least 6GWRBI in a team's first seven wins since the stat was first kept starting in 1980.
- ▶ On 4/18 vs. Seattle, hit his second career "walk-off" grand slam in the ninth inning off Yoervis Medina.
- ▶ Compiled a career-best 17-game hitting streak from 4/29-5/15, batting .417/.514/.700 (25-for-60) with 11R, 5 doubles, 4HR, 13RBI and 12BB during the streak.
- ▶ Was named via the Player Ballot to his second All-Star team...started at DH and went 0-for-3 in the game at Minnesota's Target Field...participated in his first Home Run Derby, losing in the semifinals to Cincinnati's Todd Frazier, 1-0.
- ▶ Left game on 9/11 at Milwaukee after being hit in the face by a pitch thrown by Mike Fiers in the fifth inning...suffered facial lacerations, small fractures and dental damage...missed the Marlins' final 17 games.

2013

- ▶ Hit .249/.365/.480 (106-for-425) with 62R, 26 doubles, 24HR, 62RBI and 74BB in 116 games for the Marlins.
- ▶ Was placed on the 15-day D.L. from 4/30-6/10 with a right hamstring strain...in five rehab games with Single-A Jupiter from 6/4-9, went 0-for-15 with 2BB and 1SB...the Marlins went 11-25 in the 36 games he missed.



- ▶ Hit career home runs No. 99 and No. 100 on 6/17 at Arizona...at the time, was the fastest player in Marlins history to reach the milestone (400 games), breaking Dan Uggla's record of 509 games...was the ninth player in Major League history to hit at least 100HR in his first 400 career games...at 23 years, 221 days, was the 11th-youngest player at the time to reach the milestone.

2012

- ▶ In 123 games with Miami, hit .290/.361/.608 (130-for-449) with 75R, 30 doubles, 1 triple, 37HR, 86RBI and 46BB...led the NL in slugging pct., finished second in home runs to Milwaukee's Ryan Braun (41) and was seventh with 68 extra-base hits...received seven votes in NL MVP voting.
- ▶ Was named to his first career All-Star team, selected as a reserve by NL Manager Tony La Russa...was also chosen to participate in the Home Run Derby...did not participate in either event due to injury.
- ▶ Became the fifth player in Major League history to record two seasons with at least 30 doubles and 30HR in each at age-22 or younger (also 2011)...joined Florida's Miguel Cabrera (2004-05), St. Louis' Albert Pujols (2001-02), Seattle's Alex Rodriguez (1996, '98) and Boston's Ted Williams (1939, '41).
- ▶ Earned the Wilson "Defensive Player of the Year" Award for the Marlins.
- ▶ Was named NL "Player of the Month" for May (.343/.432/.769, 37-for-108, 23R, 10 doubles, 12HR, 30RBI, 16BB and 35B in 29 games...tied for the Major League lead in home runs and extra-base hits (22), ranked third in RBI and tied for sixth in runs scored...tied Marlins franchise records for home runs and RBI in May.
- ▶ On 5/13 vs the Mets, hit the third "walk-off" grand slam in Marlins history, a two-out, tie-breaking shot off Manny Acosta...joined Dan Uggla (6/11/08 vs. Philadelphia) and Bobby Bonilla (9/16/97 vs. Colorado).
- ▶ Was placed on the 15-day D.L. from 7/8-8/7 after undergoing arthroscopic surgery to remove loose bodies from his right knee...was his first career D.L. stint...the Marlins went 8-17 in the 25 games he missed.
- ▶ Homered in the first 3G of a four-game series at Colorado's Coors Field from 8/16-19, becoming the first player in Major League history to homer in each of his first six career games at any ballpark (also 8/15-17/11)—credit: *Elias*...became the first visiting player to homer in six straight games at Coors Field (8/15/11-8/18/12).
- ▶ Was named NL "Player of the Week" for 8/20-26.
- ▶ Missed nine games from 9/17-27 with a left intercostal muscle strain.
- ▶ Finished the season with 93 career home runs, at the time tied with Frank Robinson for fifth-most by a player prior to turning 23, trailing Mel Ott (115), Eddie Mathews (112), Tony Conigliaro (104) and Alex Rodriguez (95)—credit: *Elias*.

2011

- ▶ In his first full Major League season, hit .262/.356/.537 (135-for-516) with 79R, 30 doubles, 5 triples, 34HR, 87RBI and 70BB in 150 games with Florida...finished fifth in the NL in home runs, sixth in extra-base hits (69) and eighth in slugging...received one vote in NL MVP voting.
- ▶ Tied for fifth in the NL with 10 outfield assists...was the third player in franchise history to collect at least 10 outfield assists in consecutive seasons, joining Mark Kotsay (1998-2000) and Miguel Cabrera (2004-05).
- ▶ Became the 10th player in Major League history to collect at least 30 doubles and 30HR in a season at age-21 or younger...was the second Marlin to do so (also Miguel Cabrera in 2004).
- ▶ On 8/1 at the Mets, hit a 10th-inning grand slam (second career), just the second extra-inning slam in Marlins history (also Greg Colbrunn on 7/18/95 at San Francisco)...at 21 years, 266 days, was the youngest player to hit an extra-inning grand slam since Cincinnati's Johnny Bench (21 years, 249 days) on 8/13/69 at Montreal.

2010

- ▶ Made his Major League debut with Florida, hitting .259/.326/.507 (93-for-359) with 45R, 21 doubles, 1 triple, 22HR, 59RBI and 34BB in 100 games...led Major League rookies in home runs...tied for the lead among Major League rookies with 10 outfield assists...committed just 4E in 98 games (97 starts), all in right field.
- ▶ On 6/8, was signed to a Major League contract and selected to the Marlins' active roster...was in the starting lineup that night at Philadelphia, batting seventh, in right field...at 20 years, 212 days, was the third-youngest player (at the time) to make his Major League debut with the Marlins (Edgar Renteria: 19 years, 277 days; Miguel Cabrera: 20 years, 63 days)...went 3-for-5 with 2R...in his first plate appearance, recorded his first Major League hit with an infield single off Kyle Kendrick...according to *Elias*, was the youngest player to collect at least 3H in his Major League debut since Toronto's Danny Ainge (20 years, 65 days) on 5/21/79 vs. Cleveland.
- ▶ Hit his first Major League home run on 6/18 vs. Tampa Bay, a first-inning grand slam off Matt Garza...became the sixth player in Marlins history to hit a grand slam for his first career home run (also Jeremy Hermida, Craig Counsell, Quilvio Veras, Chuck Carr and Jeff Conine).
- ▶ On 8/11 at Washington, went 5-for-5 with 2R, 2 doubles, 1HR and 4RBI...was the second player in franchise history to collect at least 5H and 4RBI in a game (Gary Sheffield, 9/17/95 at Colorado)...according to *Elias*, was the second-youngest player at the time (20y, 276d) with at least 5H and 4RBI in a game since RBI became an official statistic in 1920...only Chicago-NL's Phil Cavarretta had done so at a younger age (19y, 33d on 8/21/35 at Philadelphia).
- ▶ Earned his first career NL "Player of the Week" Award for 8/9-15.
- ▶ Started the season with Double-A Jacksonville, batting .313/.442/.729 (60-for-192) with 42R, 13 doubles, 2 triples, 21HR, 52RBI and 44BB in 53 games...was named an MiLB.com Organization All-Star.
- ▶ Was the first player to hit at least 20HR in both the minors and Majors in the same season since at least 1988.

2009

- ▶ In 129 games between Single-A Jupiter and Double-A Jacksonville, hit .254/.341/.500 (122-for-480) with 76R, 24 doubles, 5 triples, 28HR, 92RBI and 59BB...led Marlins minor leaguers in home runs, RBI and total bases.
- ▶ Began the season with Jupiter, earning a place on the Florida State League Mid-Season All-Star Team, as he hit .294/.390/.578 (53-for-180) with 27R, 9 doubles, 3 triples, 12HR, 39RBI and 28BB in 50 games.
- ▶ Was promoted to Jacksonville on 6/5 and hit .231/.311/.455 (69-for-299) with 49R, 15 doubles, 2 triples, 16HR, 53RBI and 31BB in 79 games...ranked fifth in the Southern League in home runs.



- ▶ Was named to the U.S. Team for the All-Star Futures Game in St. Louis.
- ▶ Played for Mesa in the Arizona Fall League, hitting .478 (11-for-23) with 2R, 1HR, 2RBI and 4SB in six games.
- ▶ Following the season, was named the No. 3 overall prospect and No. 1 prospect in the Marlins organization by *Baseball America*... was also labeled by the publication as the "Best Power Prospect" in both the FSL and SL.

2008

- ▶ Led the South Atlantic League in home runs (39) with Single-A Greensboro while hitting .293/.381/.611 (137-for-468) with 89R, 26 doubles, 3 triples, 97RBI and 58BB in 125 games... also topped the league in extra-base hits (68), total bases (286), slugging percentage and AB/HR ratio (12.00), was third in RBI and tied for third in runs scored... led Marlins farmhands in total bases and ranked second in home runs and RBI.
- ▶ Was named to the SAL Postseason All-Star Team and MiLB.com's Single-A Offensive Player of the Year... appeared on *Baseball America's* Minor League All-Star Team and Single-A All-Star Team.
- ▶ Following the season, was named the No. 16 overall prospect and the Marlins' No. 2 prospect by *Baseball America*.

2007

- ▶ Made his professional debut, combining with the GCL Marlins and short-season Single-A Jamestown to bat .161 (9-for-56) with 8R, 3 doubles, 1HR and 3RBI in 17 games.

PERSONAL

- ▶ Full name is Giancarlo Cruz-Michael Stanton ("jawn-KAHR-loh").
- ▶ Was named the Yankees' nominee for the 2020 Roberto Clemente Award, presented annually to the Major Leaguer who best represents the game of baseball through extraordinary character, community involvement, philanthropy and positive contributions, both on and off the field... was his second career nomination (also 2016 with Miami)... during the COVID-19 pandemic, assisted healthcare workers and first responders on the front lines by donating face shields designed to be used in conjunction with N95 masks to help prevent the spread of disease... teamed up with Voodoo Manufacturing, a Brooklyn-based company that repurposed their production facilities to create items in support against COVID-19... together, they donated a combined 15,000 face shields to hospitals most in need across the greater New York City and Los Angeles area... the chosen hospitals predominantly serve African-American and Latino communities, many of which were hit the hardest by COVID-19... in addition, Stanton partnered with Six Star Pro Nutrition to donate approximately 20,000 units (more than 180,000 servings) of whey protein isolate and clean protein shakes to the Fire Department of NY, Miami-Dade Fire Rescue Department and the Boys and Girls Clubs of Los Angeles (Watts-Willowbrook and West San Gabriel Valley).
- ▶ Following the 2020 season, was tabbed by the New York Chapter of the BBWAA as the winner of the Joan Payson / Shannon Forde Award for Community Service.
- ▶ Graduated from Notre Dame H.S. (Calif.) in 2007... earned All-Southern Section honors in baseball, football and basketball as a senior... was named the 2007 Cal-Hi Sports Boys State Athlete of the Year.
- ▶ Wears an extended helmet flap to protect his face after suffering facial lacerations, small fractures and dental damage when he was hit in the face by a pitch thrown by Milwaukee's Mike Fiers on 9/11/14... following his 2014 dental surgery after being hit in the face by a pitch, co-founded the All-Star Smiles Foundation to fight child tooth decay by providing free dental care to children in need.

Stanton's Career Batting Record

Year	Team	AVG	G	AB	R	H	2B	3B	HR	RBI	SH	SF	HP	BB	SO	SB	CS	E	OBP	SLG
2007	GCL Marlins	.269	8	26	6	7	2	0	0	1	0	0	1	6	0	0	0	0	.321	.346
	Jamestown	.067	9	30	2	2	1	0	1	2	1	1	0	3	15	0	0	0	.147	.200
2008	Greensboro	.293	125	468	89	137	26	3	39	97	0	3	11	58	153	4	2	5	.381	.611
2009	Jupiter	.294	50	180	27	53	9	3	12	39	0	1	1	28	45	2	2	3	.390	.578
	Jacksonville	.231	79	299	49	69	15	2	16	53	0	5	6	31	99	1	1	7	.311	.455
2010	Jacksonville	.313	53	192	42	60	13	2	21	52	0	2	2	44	53	1	0	0	.442	.729
	FLORIDA	.259	100	359	45	93	21	1	22	59	0	1	2	34	123	5	2	4	.326	.507
2011	FLORIDA	.262	150	516	79	135	30	5	34	87	0	6	9	70	166	5	5	6	.356	.537
2012	MIAMI - a	.290	123	449	75	130	30	1	37	86	0	1	5	46	143	6	2	7	.361	.608
	Jupiter	.313	4	16	2	5	1	0	2	5	0	0	0	1	0	0	0	1	.313	.750
2013	MIAMI - b	.249	116	425	62	106	26	0	24	62	0	1	4	74	140	1	0	8	.365	.480
	Jupiter	.000	5	15	0	0	0	0	0	0	0	0	0	2	5	1	0	0	.118	.000
2014	MIAMI	.288	145	539	89	155	31	1	37	105	0	2	3	94	170	13	1	6	.395	.555
2015	MIAMI - c	.265	74	279	47	74	12	1	27	67	0	3	2	34	95	4	2	3	.346	.606
	Jupiter	.000	1	2	0	0	0	0	0	0	0	0	0	1	1	0	0	0	.333	.000
2016	MIAMI - d	.240	119	413	56	99	20	1	27	74	0	2	4	50	140	0	0	4	.326	.489
2017	MIAMI - e	.281	159	597	123	168	32	0	59	132	0	3	7	85	163	2	2	4	.376	.631
2018	YANKEES	.266	158	617	102	164	34	1	38	100	0	10	8	70	211	5	0	1	.343	.509
2019	YANKEES - f, g	.288	18	59	8	17	3	0	3	13	0	1	0	12	24	0	0	1	.403	.492
	Tampa	.500	3	10	4	5	0	0	4	5	0	0	0	3	0	0	0	0	.500	1.700
	Scranton/WB	.091	3	11	1	1	0	0	1	3	0	0	0	0	7	0	0	0	.091	.364
2020	YANKEES - h	.250	23	76	12	19	7	0	4	11	0	0	2	15	27	1	1	0	.387	.500
2021	YANKEES - i	.273	139	510	64	139	19	0	35	97	0	3	3	63	157	0	0	1	.354	.516
2022	YANKEES - j, k	.211	110	398	53	84	7	0	31	78	0	3	0	50	137	0	0	1	.297	.462
	Somerset	.000	2	7	0	0	0	0	0	0	0	0	0	3	0	0	0	0	.000	.000
2023	YANKEES - l	.191	101	371	43	71	13	0	24	60	0	1	2	41	124	0	0	0	.275	.420
	Somerset	.000	1	3	0	0	0	0	0	0	0	0	0	1	0	0	0	0	.250	.000
Minor League Totals		.269	339	1259	222	339	67	10	96	257	1	12	21	169	391	9	5	16	.362	.567
AL Totals		.243	549	2031	282	494	83	1	135	359	0	18	15	251	680	6	1	4	.328	.484
NL Totals		.268	986	3577	576	960	202	10	267	672	0	19	36	487	1140	36	14	42	.360	.554
Major League Totals		.259	1535	5608	858	1454	285	11	402	1031	0	37	51	738	1820	42	15	46	.349	.529



Selected by the Florida Marlins in the second round of the 2007 First-Year Player Draft.

- a – Placed on the 15-day disabled list from July 8 – August 7, 2012 after undergoing arthroscopic surgery to remove loose bodies from his right knee.
- b – Placed on the 15-day disabled list from April 30 – June 10, 2013 with a right hamstring strain.
- c – Placed on the 15-day disabled list from June 27 – October 5, 2015 with a left hamate bone fracture.
- d – Placed on the 15-day disabled list from August 14 – September 6, 2016 with a left groin strain.
- e – Acquired by the Yankees from the Miami Marlins along with cash considerations in exchange for 2B Starlin Castro, RHP Jorge Guzman and INF Jose Devers on December 11, 2017.
- f – Placed on the 10-day injured list from April 1 - June 18, 2019 with a left biceps strain.
- g – Placed on the 10-day injured list on June 26, 2019 with a right knee sprain... was transferred to the 60-day injured list on August 11 and reinstated on September 18, 2019.
- h – Placed on the 10-day injured list from August 9 - September 15, 2020 with a left hamstring strain.
- i – Placed on the 10-day injured list from May 17 (retroactive to May 14) - May 28, 2021 with a left quad strain.
- j – Placed on the 10-day injured list from May 25 - June 4, 2022 with right ankle inflammation.
- k – Placed on the 10-day injured list from July 26 (retroactive to 7/24) - August 25, 2022 with left Achilles tendonitis.
- l – Placed on the 10-day injured list from April 16 - June 1, 2023 with a left hamstring strain.

Stanton's Postseason Record

Year	Club vs. Opp.	AVG	G	AB	R	H	2B	3B	HR	RBI	SH	SF	HP	BB	SO	SB	CS	E	OBP	SLG
2018	NY Yankees vs. OAK (WC)	.333	1	3	2	1	0	0	1	1	0	0	0	1	1	1	0	0	.500	1.333
	NY Yankees vs. BOS (DS)	.222	4	18	2	4	0	0	0	0	0	0	0	0	6	0	0	0	.222	.222
2019	NY Yankees vs. MIN (DS)	.167	3	6	0	1	0	0	0	1	0	1	0	4	2	0	0	0	.455	.167
	NY Yankees vs. HOU (CS)	.286	2	7	1	2	0	0	1	1	0	0	0	0	3	0	0	0	.286	.714
2020	NY Yankees vs. CLE (WC)	.286	2	7	3	2	0	0	2	3	0	1	0	2	3	0	0	0	.400	1.143
	NY Yankees vs. TB (DS)	.316	5	19	4	6	1	0	4	10	0	0	0	2	7	0	0	0	.381	1.000
2021	NY Yankees vs. BOS (WC)	.750	1	4	1	3	0	0	1	1	0	0	0	0	1	0	0	0	.750	1.500
2022	NY Yankees vs. CLE (DS)	.125	5	16	2	2	0	0	2	6	0	1	0	2	6	0	0	0	.211	.500
	NY Yankees vs. HOU (CS)	.250	4	16	1	4	2	0	0	1	0	0	0	0	3	0	0	0	.250	.375
Wild Card Totals		.429	4	14	6	6	0	0	4	5	0	1	0	3	5	1	0	0	.500	1.286
LDS Totals		.220	17	59	8	13	1	0	6	17	0	2	0	8	21	0	0	0	.304	.542
LCS Totals		.261	6	23	2	6	2	0	1	2	0	0	0	0	6	0	0	0	.261	.478
POSTSEASON TOTALS		.260	27	96	16	25	3	0	11	24	0	3	0	11	32	1	0	0	.327	.635

Stanton's All-Star Game Record

Year	Club, Site	AVG	G	AB	R	H	2B	3B	HR	RBI	SH	SF	HP	BB	SO	SB	CS	E	OBP	SLG
2012	MIA, Kansas City																			
2014	MIA, Minnesota	.000	1	3	0	0	0	0	0	0	0	0	0	0	1	0	0	0	.000	.000
2015	MIA, Cincinnati																			
2017	MIA, Miami	.000	1	3	0	0	0	0	0	0	0	0	0	0	2	0	0	0	.000	.000
2022	NY Yankees, Los Angeles-NL	.500	1	2	1	1	0	0	1	2	0	0	0	0	1	0	0	0	.500	2.000
All-Star Game Totals		.125	3	8	1	1	0	0	1	2	0	0	0	0	4	0	0	0	.125	.500

Stanton's World Baseball Classic Record

Year	Country, Site	AVG	G	AB	R	H	2B	3B	HR	RBI	SH	SF	HP	BB	SO	SB	CS	E	OBP	SLG
2013	USA, Miami	.235	5	17	0	4	0	0	0	1	0	0	0	4	3	0	0	0	.381	.235
2017	USA, Miami	.227	7	22	3	5	2	0	1	4	0	0	1	2	10	0	0	0	.320	.455
WBC Totals		.231	12	39	3	9	2	0	1	5	0	0	1	6	13	0	0	0	.348	.359

Stanton's Career Fielding Record

Position	PCT	G	PO	A	E	TC	DP
Outfield	.981	1,124	2,273	69	46	2,388	10

Stanton's Career Home Run Chart

MULTI-HOMER GAMES: 36. **TWO-HOMER GAMES:** 36, last on 7/8/23 vs. CHC. **THREE-HOMER GAMES:** None. **GRAND SLAMS:** 10, last on 9/20/22 vs. PIT (Wil Crowe). **PINCH-HIT HR:** None. **INSIDE-THE-PARK HR:** None. **"WALK-OFF" HR:** 5, last on 9/20/22 vs. PIT (Wil Crowe). **LEADOFF HR:** None.

Stanton's Career Bests and Streaks

HITS: 5 - 2 times (last on 6/24/18 at TB). **RUNS:** 4, 7/9/17 at SF. **2B:** 3, 5/20/17 at LAD. **3B:** 1 - 11 times (last on 4/11/18 at BOS). **HR:** 2 - 36 times (last on 7/8/23 vs. CHC). **RBI:** 6, 5/12/22 at CWS. **BB:** 4, 9/19/17 vs. NYM. **SO:** 5 - 2 times (last on 4/8/18 vs. BAL). **SB:** 1 - 42 times (last on 8/3/20 vs. PHI). **HIT STREAK:** 17g, 4/29-5/15/14. **"WALK-OFF" HITS:** 9, last on 9/20/22 vs. PIT (HR).

Player of the Month: 3 times (Last: August 2017) **Player of the Week:** 8 times (Last: 9/20-26/21) **Rookie of the Month:** None

Home Runs in First At-Bat with the Yankees

Since 1961 (Expansion Era)

John A. Miller	9/11/1966 at BOS [^]	Nick Green	7/2/2006 vs. NYM [*]
Graig Nettles	4/6/1973 at BOS [*]	Wilson Betemit	8/2/2007 vs. CWS
Jimmy Wynn	4/7/1977 vs. MIL [^]	Cody Ransom	8/17/2008 vs. KC ^{**}
Barry Foote	4/28/1981 at DET	Curtis Granderson	4/4/2010 at BOS [*]
Glenallen Hill	7/24/2000 at BAL	Andruw Jones	4/5/2011 vs. MIN
Ron Coomer	4/6/2002 vs. TB	Mark Reynolds	8/16/2013 at BOS
Marcus Thames	6/10/2002 vs. ARI [^]	Tyler Austin	8/13/2016 vs. TB (b2b w/ Judge) [^]
Todd Zeile	4/2/2003 at TOR	Aaron Judge	8/13/2016 vs. TB (b2b w/ Austin) [^]
Bubba Crosby	4/9/2004 vs. CWS	Giancarlo Stanton	3/29/2018 at TOR [*]
Andy Phillips	9/26/2004 at BOS [^]	Jasson Dominguez	9/1/2023 at HOU [^]

^{*}All players except Nettles and Green homered in their first plate appearance as a Yankee.

^{**}Ransom also homered in his second PA (and AB) with the Yankees, and is the only Yankee ever to accomplish the feat.

[^]Opening Day / [^]First career plate appearance



MARCUS STROMAN • RHP



HT: 5-7 • **WT:** 180 • **BATS:** R • **THROWS:** R
BIRTHDATE: 5/1/91 • **OPENING DAY AGE:** 32
BIRTHPLACE: Medford, N.Y.
RESIDES: Palm Harbor, Fla.
COLLEGE: Duke University
M.L. SERVICE: 9 years, 26 days



STATUS

- ▶ Signed by the Yankees to a two-year Major League contract extending through the 2025 season with a conditional player option for the 2026 season.

CAREER NOTES

- ▶ Over parts of nine seasons with the Toronto Blue Jays (2014-19), New York Mets (2019, '21) and Chicago Cubs (2022-23), has gone 77-76 with four complete games (two shutouts) and a 3.65 ERA (1,303.2IP, 1,257H, 591R/529ER, 376BB, 1,091K, 120HR) in 231 career games (223 starts).
- ▶ Is a two-time All-Star (2019 with Toronto and 2023 with Chicago-NL) and a Gold Glove Award winner (2017).
- ▶ Since making his Major League debut in 2014, ranks second in the Majors in groundball percentage (57.5) and fourth in home runs allowed per 9.0 innings (0.83).
- ▶ Is one of only 11 pitchers to make 25-or-more starts in at least six of the last seven non-shortened seasons since 2016.
- ▶ His 1,146.0 innings since the start of 2016 are the 12th-most among Major League pitchers.
- ▶ Has made at least 30 starts in four seasons since 2016, tied for the eighth-most in the Majors over that span (32GS in 2016, 33GS in 2017, 32GS in 2019 and 33GS in 2021)...his four such seasons from 2016-21 matched the most by a Major League pitcher over that span.
- ▶ Has reached double-digit wins five times (2014, '17, '19, '21 and '23).
- ▶ Has made the postseason twice in his career (2015-16 with Toronto)...has gone 1-1 with a 4.40 ERA (30.2IP, 15ER) in five postseason starts...has made two "winner-take-all" starts: 2016 AL Wild Card Game vs. Baltimore (6.0IP, 4H, 2R/ER, 0BB, 6K, 1HR) and 2015 ALDS Game 5 vs. Texas (6.0IP, 6H, 2R/ER, 1BB, 4K, 1HR)...has posted a 3.00 ERA (12.0IP, 4ER) in those starts.
- ▶ Was named the World Baseball Classic Most Valuable Player in 2017 after going 1-1 with a 2.35 ERA (15.1IP, 12H, 4ER, 2BB, 9K, 0HR) in three starts for the United States.
- ▶ Has made seven career Opening Day rosters (2016-19 with Toronto, 2021 with New York-NL and 2022-23 with Chicago-NL)...has made three career Opening Day starts (2016 and '19 with Toronto and 2023 with Chicago-NL).

CAREER HIGHLIGHTS

NL All-Star Team

▶ 2023

AL All-Star Team

▶ 2019

AL Gold Glove

▶ 2017

2023

- ▶ Went 10-9 with a 3.95 ERA (136.2IP, 120H, 68R/60ER, 52BB, 119K, 9HR) in 27 games (25 starts/15HO) with the Cubs...was an All-Star for the second time in his career...opponents batted .231/.304/.335 (120-for-519, 9HR); LH .194/.293/.282 (53-for-273, 4HR); RH .272/.318/.394 (67-for-246, 5HR).
- ▶ Among Major League pitchers with at least 100.0 innings pitched, ranked second in groundball percentage (58.4) and home runs allowed per 9.0 innings (0.59), eighth in opponents' slugging percentage (.335) and 12th in opponents' OPS (.640).
- ▶ Allowed 3ER-or-fewer in 18 of his 25 starts and 2ER-or-fewer in 16 of those starts.
- ▶ Reached double-digit wins for the fifth time in his career.
- ▶ In the first half of the season, went 9-6 with one shutout and a 2.96 ERA (112.2IP, 84H, 41R/37ER, 41BB, 98K, 6HR).
- ▶ Made his third career Opening Day start on 3/30 vs. Milwaukee and earned the win after tossing 6.0 scoreless innings (3H, 3BB, 8K, 1WP)...marked his second first career Opening Day win.
- ▶ Went 9-4 with a 2.28 ERA (98.2IP, 25ER) in his first 16 starts from 3/30-6/20 before going 1-5 with an 8.29 ERA (38.0IP, 35ER) in his final 11 games (nine starts) from 6/25-9/28.
- ▶ His 2.28 ERA from 3/30-6/20 was the lowest ERA in the NL and third-lowest in the Majors over that span.
- ▶ Did not allow a run in three of his first four starts, going 2-1 with a 0.75 ERA (24.0IP, 2ER) and 25K in that span (3/30-4/18)...was the second Cubs pitcher since 1901 to record three starts of at least 6.0 scoreless innings within the Cubs' first 16 games, joining Jake Arrieta (three in 2016)...was also the third Cubs starting pitcher since 1901 to allow two-or-fewer total runs over his first four starts of a season (also Steve Stone in 1976 and Jason Hammel in 2016).
- ▶ Won a career-high seven straight starts from 5/19-6/20, posting a 1.29 ERA (48.2IP, 7ER) over that span...was the first Cubs starter to win at least seven straight starts since Kyle Hendricks won eight straight starts from 5/16-6/22/21...his seven-game winning streak was the second-longest of his career (9G from 9/20/14-5/1/16).



- Struck out Freddie Freeman looking in the third inning on 4/23 vs. Los Angeles-NL for his 1,000th career strikeout.
- Allowed 3ER-or-fewer in eight straight starts from 5/19-6/25, going 7-1 with a 1.73 ERA (52.0IP, 10ER) over that span...matched the second-longest streak of his career.
- Did not allow a HR over 53.2IP from 5/24-7/6... did not surrender a HR in seven straight starts from 5/29-7/1, the second-longest streak of his career (8G from 9/3/18-5/1/19).
- Allowed just one hit and tossed his second career shutout on 5/29 vs. Tampa Bay (1BB, 8K, 1HP)...marked his fourth career complete game and the first nine-inning complete game by a Cubs pitcher since Alec Mills' no-hitter on 9/13/20 at Milwaukee...took a no-hit bid into the seventh inning.

STROMAN'S 2023 PITCHING LINES													
Date/Opp	Score	W/L	IP	H	R	ER	HR	BB	K	NP/S	ERA	Left Game	
3/30 vs. MIL	4-0	W	6.0	3	0	0	0	3	8	90/53	0.00	Leading 4-0	
4/7 vs. TEX	2-0	W	6.0	2	0	0	0	3	6	89/52	0.00	Leading 2-0	
4/12 vs. SEA	2-5	L	6.0	5	2	2	0	2	6	98/63	1.00	Trailing 2-1	
4/18 at OAK	4-0	ND	6.0	2	0	0	0	2	5	100/63	0.75	Tied 0-0	
4/23 vs. LAD*	3-7	L	5.0	6	5	5	3	1	5	95/57	2.17	Trailing 5-3	
4/28 at MIA	2-3	ND	6.1	6	2	2	0	2	3	92/60	2.29	Tied 2-2	
5/3 at WAS*	1-2	ND	6.0	5	1	1	0	3	5	92/59	2.18	Tied 1-1	
5/8 vs. STL*	1-3	L	6.0	4	2	2	0	1	6	89/59	2.28	Trailing 2-1	
5/14 at MIN*	3-16	L	2.2	7	6	6	1	2	3	64/44	3.24	Trailing 5-0	
5/19 at PHI *	10-1	W	6.0	3	1	1	0	2	4	88/53	3.05	Leading 8-1	
5/24 vs. NYM	4-2	W	8.0	4	2	2	1	2	3	88/59	2.95	Leading 4-2	
5/29 vs. TB*	1-0	W	9.0	1	0	0	0	1	8	105/72	2.59	SHO	
6/4 at SD*	7-1	W	6.0	4	1	0	0	3	6	84/53	2.39	Leading 7-1	
6/9 at SF*	3-2	W	6.2	6	2	2	0	4	5	91/56	2.42	Leading 3-1	
6/15 vs. PIT	7-2	W	6.0	4	2	2	0	2	5	96/61	2.45	Leading 7-2	
6/20 at PIT	4-0	W	7.0	5	0	0	0	1	5	98/59	2.28	Leading 4-0	
6/25 at STL	5-7	L	3.1	8	6	3	0	1	2	64/38	2.47	Trailing 5-4	
7/1 vs. CLE	0-6	L	5.2	5	5	5	0	2	7	94/55	2.76	Trailing 3-0	
7/6 at MIL	5-6	ND	5.0	4	4	4	1	4	6	94/56	2.96	Trailing 4-3	
7/15 vs. BOS*	10-4	W	6.0	3	1	1	0	1	3	91/54	2.88	Leading 8-1	
7/20 vs. STL	2-7	L	3.2	7	5	4	1	4	4	99/56	3.09	Trailing 5-0	
7/26 at CWS	10-7	ND	3.1	9	7	7	1	2	4	85/54	3.51	Trailing 7-2	
7/31 vs. CIN*	5-6	L	3.0	6	6	6	0	2	2	71/39	3.85	Trailing 6-4	
9/15 at ARI	4-6	--	2.0	1	0	0	0	1	3	31/16	3.79	*in relief*	
9/16 at ARI	6-7	--	1.0	1	1	0	0	0	1	13/8	3.76	*in relief*	
9/23 vs. COL	6-3	ND	3.0	5	3	3	0	1	2	64/39	3.88	Trailing 3-1	
9/28 at ATL*	3-5	L	2.0	4	2	1	0	2	2	38/24	3.95	Trailing 4-1	
Totals (27G/25GS)			10-9	136.2	120	68	60	9	52	119	3.95		

*start came after a team loss / **Bold** - season high | *italics* - as a reliever

- Was named the NL "Player of the Week" for 5/29-6/4 after allowing just 1R/0ER in 15.0IP over two starts (2-0, 0.00 ERA, 5H, 4BB, 14K).
- During the month of June, went 4-1 with a 2.17 ERA (29.0IP, 7ER).
- Started the Cubs' second game in London vs. the Cardinals on 6/25 and took the loss (3.1IP, 8H, 6R/3ER, 1BB, 2K)...exited the game in the fourth inning with a blister on his right index finger.
- Was named to his second career All-Star team but did not pitch.
- Was placed on the 15-day injured list with right hip inflammation on 8/2 (retroactive to 8/1)...while on the injured list, also missed time due to a right rib cartilage fracture...missed 41 team games...was reinstated from the injured list on 9/15.
- Made two relief appearances from 9/15-16, his first relief appearances since September 2014.
- Pitched for Team Puerto Rico in the WBC and posted a 3.00 ERA (9.0IP, 7H, 3R/ER, 1BB, 4K, 2HR) in two starts.

2022

- Was 6-7 with a 3.50 ERA (138.2IP, 123H, 61R/54ER, 36BB, 119K, 16HR) in 25 starts with the Cubs...opponents batted .234/.287/.377 (123-for-525, 16HR); LH .257/.296/.414 (69-for-268, 9HR); RH .210/.278/.339 (54-for-257, 7HR).
- Allowed 3ER-or-fewer in 19 of his 25 starts and 2ER-or-fewer in 17 of those starts...allowed 27 of his 61R in four of his starts.
- Allowed 2BB-or-fewer in 23 of his 25 starts.
- Received 3R-or-fewer of support in 21 of his 25 starts and 2R-or-fewer of support in 18 of those starts.
- His 52.0 groundball percentage and 2.05 groundball to flyball ratio were the seventh-highest in the NL and 10th-highest in the Majors among pitchers who tossed at least 120.0 innings.
- Recorded a team-leading 12 quality starts.
- Went 3-2 with a 2.06 ERA (74.1IP, 17ER) in 13 road starts.
- After going 2-5 with a 5.32 ERA (47.1IP, 28ER) in his first nine starts (4/10-6/3), went 4-2 with a 2.56 ERA (91.1IP, 26ER) in his final 16 starts from 7/9-10/2...his 2.56 ERA was the seventh-lowest in the NL over that span.
- Was placed on the injured list on 5/7 and was reinstated on 5/19...missed 12 team games.
- Did not allow a HR in 11 of 14 starts from 5/24-9/4, posting a 0.81 HR/9.0IP ratio over that span (7HR/77.1IP).
- Was placed on the 15-day injured list with right shoulder inflammation on 6/10 (retroactive to 6/7)...missed 29 team games...made one rehab start with Triple-A Iowa (2.2IP, 7H, 5R/ER, 1BB, 2K)...was reinstated on 7/9.
- During four starts in July, went 1-0 with a 0.89 ERA (20.1IP, 2ER)...was the second-lowest ERA in the Majors in that span (min. 20.0IP).
- Allowed 3ER-or-fewer in 13 of his final 16 starts from 7/9-10/2.
- Did not allow a HR in 31.1IP from 8/9-9/10.
- Over his final seven starts from 8/30-10/2, went 3-1 with a 2.14 ERA (42.0IP, 10ER).
- Faced Toronto for the first time in his career on 8/30 at Rogers Centre (5.0IP, 3H, 1ER, 2BB, 1K, 1HP).
- Did not allow a hit to his first 18BF on 9/16 vs. Colorado.



2021

- ▶ In 33 starts with the Mets, went 10-13 with a 3.02 ERA (179.0IP, 161H, 70R/60ER, 44BB, 158K, 17HR)...tied his career high in starts...his 3.02 ERA was his lowest in a full season...opponents batted .242/.293/.362 (161-for-665, 17HR); LH .239/.296/.350 (78-for-326, 8HR); RH .245/.290/.375 (83-for-339, 9HR).
- ▶ His 33 starts were tied for the most in the Majors...ranked eighth in the NL and ninth in the Majors in ERA.
- ▶ His 50.8 groundball percentage was the fifth-highest in the NL and the eighth-highest in the Majors...his 2.13 groundball to flyout ratio was the fourth-highest in the NL and seventh-highest in the Majors.
- ▶ His 2.21 BB/9.0IP ratio was the 10th-lowest in the NL.
- ▶ Allowed 3ER-or-fewer in 29 of his 33 starts, tied with San Francisco's Kevin Gausman and Los Angeles-NL's Walker Buehler for the most in the Majors.
- ▶ Allowed 2ER-or-fewer in 24 of his starts, tied for the second-most in the Majors, trailing only Los Angeles-NL's Walker Buehler (25).
- ▶ Posted a 0.85 HR/9.0IP ratio (17HR/179.0IP), the sixth-best mark in the NL and the ninth-highest in the Majors.
- ▶ Received 3R-or-fewer of support in 24 of his 33 starts and 2R-or-fewer in 20 of those starts.
- ▶ Tossed at least 5.0IP in 29 of his 33 starts and at least 6.0IP in 17 of his starts.
- ▶ Posted a .208 opponents' batting average the third time through the order, the fourth-lowest mark among NL pitchers (min. 150 batters faced the third time through the order)...only Max Scherzer (.158), Walker Buehler (.175) and Adam Wainwright (.180) had lower marks.
- ▶ Allowed 3ER-or-fewer in nine of his 13 losses.
- ▶ Posted a 3.03 road ERA (101.0IP, 34ER), the seventh-best mark in the Majors.
- ▶ Went 3-0 with a 0.89 ERA (20.1IP, 2ER) over his first four starts from 4/6-18.
- ▶ Over his first 16 starts of the season from 4/6-6/22, went 6-5 with a 2.31 ERA (85.2IP, 22ER).
- ▶ Tossed at least 6.0IP in eight straight starts from 5/11-6/17.
- ▶ Allowed 3ER-or-fewer in a career-high 13 straight starts from 5/21-7/26(G1), posting a 2.57 ERA (70.0IP, 20ER) over that span.
- ▶ In six starts during the month of June, went 2-2 with a 2.40 ERA (30.0IP, 8ER) and 32K...allowed 2ER-or-fewer in five of those starts.
- ▶ Exited his start on 6/22 vs. Atlanta in the second inning due to a sore left hip.
- ▶ Was placed on the bereavement list from 6/28-7/2.
- ▶ Allowed just 1H over 8.0 scoreless innings on 7/21 at Cincinnati (1BB, 7K, 1HP).
- ▶ Did not allow a HR in 33.1 innings from 8/22-9/21.
- ▶ Signed a three-year Major League contract with the Cubs on 12/1.

2020

- ▶ Was placed on the 10-day injured list on 7/22 (retroactive to 7/20) with a torn left calf...was placed on the restricted list on 8/10 after opting out of the season due to concerns over the COVID-19 pandemic.
- ▶ Accepted a qualifying offer from the Mets on 11/11.

2019

- ▶ In 32 combined starts with the Blue Jays and the Mets, went 10-13 with a 3.22 ERA (184.1IP, 183H, 77R/66ER, 58BB, 159K, 18HR)...was named to his first career All-Star Game...opponents batted .257/.313/.384 (183-for-711, 18HR); LH .291/.339/.436 (109-for-374, 11HR); RH .220/.286/.326 (74-for-337, 7HR).
- ▶ Ranked fourth in the Majors in groundball percentage (54.7), fifth in groundball to flyball ratio (2.28), seventh in HR/9.0IP (0.88) and 12th in ERA.
- ▶ Tossed at least 6.0 innings in 20 of his 32 starts.
- ▶ Allowed 3ER-or-fewer in 26 of his 32 starts and 2ER-or-fewer in 19 of his starts.
- ▶ Received 2R-or-fewer of support in 20 of his 32 starts...received one-or-zero runs of support in 17 of his starts and received zero runs of support in 10 of his starts.
- ▶ Began the season with Toronto, going 6-11 with a 2.96 ERA (124.2IP, 118H, 50R/41ER, 35BB, 99K, 10HR) in 21 starts...his 2.96 ERA from 3/28-7/24 was the third-lowest ERA in the AL and the eighth-lowest ERA in the Majors over that span.
- ▶ Did not allow a HR in his first 42.0 innings from 3/28-5/6.
- ▶ Made his second career Opening Day start on 3/28 vs. Detroit, allowing just 2H over 7.0 scoreless innings (ND, 4BB, 7K)...became the 10th pitcher in franchise history to make multiple Opening Day starts.
- ▶ Went 1-3 with a 1.43 ERA (37.2IP, 6ER) over his first six starts of the season (3/28-4/26).
- ▶ Allowed just 1H over 7.0 scoreless innings on 4/26 vs. Oakland (2BB, 7K).
- ▶ Allowed 3ER-or-fewer in eight straight starts from 6/13-8/3, going 3-3 with a 2.66 ERA (47.1IP, 14ER) over that span...also allowed 3ER-or-fewer in 15 of his final 18 starts from 6/13-9/27.
- ▶ Exited his start on 6/29 vs. Kansas City after 4.0 innings with a left shoulder pectoral cramp...did not start again until 7/14 at the Yankees.
- ▶ Was elected to his first career All-Star team...did not pitch due to injury.
- ▶ Did not allow a HR in 27.1IP from 7/14-8/9.
- ▶ Was acquired by the Mets from the Blue Jays along with cash considerations in exchange for LHP Anthony Kay and RHP Simeon Woods Richardson on 7/28.



- ▶ In 11 starts with the Mets, went 4-2 with a 3.77 ERA (59.2IP, 65H, 27R/25ER, 23BB, 60K, 8HR)...the Mets went 8-3 in his 11 starts.
- ▶ Allowed 2ER-or-fewer in six of his final eight starts from 8/21-9/27.
- ▶ Went 3-0 with a 1.88 ERA (24.0IP, 5ER) in his final four starts from 9/12-27.

2018

- ▶ In 19 starts with the Blue Jays, went 4-9 with a 5.54 ERA (102.1IP, 115H, 68R/63ER, 36BB, 77K, 9HR)...opponents batted .283/.342/.416 (115-for-406, 9HR); LH .272/.333/.413 (58-for-213, 4HR); RH .295/.352/.420 (57-for-193, 5HR).
- ▶ Allowed just 9HR to his 449BF, posting a 0.79 HR/9.0IP ratio (9HR/102.1IP).
- ▶ Led the Majors with a 63.3 groundball percentage (min. 100.0IP).
- ▶ Went 0-5 with a 6.80 ERA (42.1IP, 32ER) in his first eight starts from 4/1-6/23...lost a career-high-tying four straight starts from 4/21-5/8.
- ▶ Placed on the 10-day disabled list on 5/11 (retroactive to 5/9) with right shoulder fatigue...made one rehab start with Single-A Dunedin (L, 4.1IP, 1H, 2R/ER, 4BB, 3K, 1HR)...was reinstated from the D.L. on 6/23.
- ▶ Made his only scoreless appearance of the season on 6/23 at Los Angeles-AL (5.0IP, 6H, 1BB, 5K).
- ▶ Made his 100th career start on 7/10 at Atlanta and allowed just 1ER in 7.0IP (6H, 2BB, 5K, 0HR).
- ▶ In 10 starts from 6/23-8/12, went 4-3 with a 3.34 ERA (59.1IP, 22ER).
- ▶ Struck out James McCann swinging in the fifth inning for his 500th career strikeout on 6/29 vs. Detroit.
- ▶ Exited his start on 8/7 vs. Boston in the eighth inning with a right middle finger blister.
- ▶ Was placed on the 10-day disabled list on 8/19 (retroactive to 8/18) with a right middle finger blister...was reinstated on 9/3.
- ▶ After being activated from the D.L., made just one start in September on 9/3 vs. Tampa Bay (1.2IP, 6H, 4R/ER, 0BB, 1K).

2017

- ▶ Went 13-9 with a 3.09 ERA (201.0IP, 201H, 82R/69ER, 62BB, 164K, 21HR) in 33 starts (2CG) with Toronto...set career highs in wins, starts, quality starts (20) and complete games...opponents batted .264/.323/.392 (201-for-762, 21HR); LH .251/.321/.329 (87-for-347, 4HR); RH .275/.324/.446 (114-for-415, 17HR).
- ▶ Won his first career Gold Glove, becoming just the second Blue Jays pitcher in franchise history to win the award, joining R.A. Dickey (2013).
- ▶ Led the Majors with a 62.9 groundball percentage and a 3.59 groundball to fly ball ratio.
- ▶ Ranked fourth in the AL and ninth in the Majors in ERA.
- ▶ Allowed 3ER-or-fewer in 26 of his 33 starts, 2ER-or-fewer in 23 of those starts and 1ER-or-fewer in 14 starts.
- ▶ Tossed at least 200.0 innings for his second straight season...was tied for sixth in the AL and tied for 11th in the Majors in innings pitched...his 33 starts were tied for the third-most in the Majors.
- ▶ Tossed at least 6.0IP in 22 of his 33 starts...threw at least 7.0 innings in 11 of his 33 starts while the rest of Toronto's rotation combined for 18 such starts.
- ▶ His two complete games were tied for the third-most in the Majors.
- ▶ His 0.94 HR/9.0IP (21HR/201.0IP) was the fourth-lowest in the AL and tied for the ninth-lowest in the Majors.
- ▶ Went 7-6 with a 2.63 ERA (116.1IP, 34ER) in 18 starts at home.
- ▶ Threw his second career complete game on 4/12 vs. Milwaukee (9.0IP, 7H, 2R/ER, 1BB, 4K, 1HR)...was the first complete game by a Blue Jays pitcher since R.A. Dickey's complete game on 9/2/15 vs. Cleveland.
- ▶ Tossed his third career complete game on 4/23 at Los Angeles-AL (9.0IP, 7H, 2R/1ER, 1BB, 5K, 1HP).
- ▶ Posted a six-game winning streak from 4/23-6/10, posting a 2.77 ERA (61.2IP, 19ER) in 10 starts over that stretch.
- ▶ Recorded his second career double-digit strikeout game on 4/28 vs. Tampa Bay (10K).
- ▶ Exited his start on 5/3 at the Yankees after 3.0 innings with right arm tightness.
- ▶ Tossed a career-high 119 pitches on 6/28 vs. Baltimore (7.2IP, 5H, 0R, 1BB, 8K).
- ▶ Allowed just 8HR in his final 18 starts from 6/28-9/30, posting a 0.66 HR/9.0IP ratio...also posted a 2.58 ERA (108.1IP, 31ER) over that span.
- ▶ During the month of July, posted a 2.03 ERA (31.0IP, 7ER) in five starts.
- ▶ Exited his start on 7/3 at the Yankees after 5.0 innings with a blister issue on his right middle finger (5H, 2ER, 2BB, 3K).
- ▶ Was ejected in the fifth inning on 7/27 vs. Oakland by HP umpire Will Little.
- ▶ Over his final seven games from 8/28-9/30, held left-handed batters to a .145/.238/.182 (8-for-55) slash line.
- ▶ Exited his start on 9/2 at Baltimore in the second inning after being struck on the forearm by a Mark Trumbo line drive.
- ▶ Was named the World Baseball Classic Most Valuable Player after going 1-1 with a 2.35 ERA (15.1IP, 12H, 4ER, 2BB, 9K, 0HR) in three starts for the United States.

2016

- ▶ In 32 starts for Toronto, went 9-10 with a 4.37 ERA (204.0IP, 209H, 104R/99ER, 54BB, 166K, 21HR)...set career highs in innings pitched and strikeouts...opponents batted .264/.313/.407 (209-for-792, 21HR); LH .268/.325/.416 (107-for-399, 11HR); RH .260/.301/.397 (102-for-393, 10HR).



- ▶ Tossed at least 5.0 innings in 30 of his 32 starts and at least 6.0IP in 22 of his 32 starts...tossed at least 7.0IP in 13 of his starts...tossed at least 8.0IP in five starts, including two of his first three starts and three of his first six.
- ▶ His 61.4 groundball percentage was the highest in the Majors...also led the Majors with a 3.42 groundball to flyout ratio.
- ▶ Allowed 2BB-or-fewer in 27 of his 32 starts.
- ▶ His 0.93 HR/9.0IP ratio (21HR/204.0IP) was the fourth-best in the AL and 11th-lowest in the Majors.
- ▶ His 204.0IP were the seventh-most in the AL and the 11th-most in the Majors.
- ▶ Allowed 3ER-or-fewer in 20 of his 32 starts.
- ▶ Made his first career Opening Day start on 4/3 at Tampa Bay (W, 8.0IP, 6H, 3R/ER, 1BB, 5K, 1HR)...became just the third pitcher in franchise history to toss at least 8.0IP on Opening Day, joining Pat Hentgen (8.0IP on O.D. in 1997) and Jack Morris (CG on O.D. in 1992)...at 24 years, 338 days, was the third-youngest pitcher to make an Opening Day start for Toronto, trailing only Drew Hutchison (24y, 227d in 2015) and Todd Stottlemyre (24y, 324d in 1990)...was the youngest Opening Day starter in the Majors in 2016...was also the youngest Major League pitcher to toss at least 8.0 innings on Opening Day since Félix Hernández in 2009 (22y, 363d).
- ▶ Went undefeated in his first eight starts from 4/3-5/11, going 4-0 with a 3.54 ERA (56.0IP, 22ER)...was part of a career-high 13-start undefeated streak from 9/20/14-5/11/16...went 9-0 with a 2.93 ERA (89.0IP, 29ER) over that stretch.
- ▶ Did not allow a HR in 31.1 innings from 5/1-28.
- ▶ Started on his 25th birthday on 5/1 at Tampa Bay and earned the win (8.0IP, 3H, 1R/ER, 2BB, 9K, 1HR)...his 9K were the most by Blue Jays pitcher on his birthday.
- ▶ Hit his first career HR on 5/18 at Atlanta.
- ▶ Recorded a career-high 13K on 8/1 at Houston (ND, 7.0IP, 3H, 1ER, 1BB, 1HR)...marked his first career double-digit strikeout game...at 25 years, 92 days, became the youngest pitcher in franchise history to record at least 13K in a game...also marked the most strikeouts by a Blue Jays pitcher since Brandon Morrow on 8/8/10 vs. Tampa Bay (17K).
- ▶ Posted a five-game losing streak from 9/2-29, despite posting a 3.41 ERA (37.0IP, 14ER) in six starts over that span...also lost four straight starts for the first time in his career from 9/2-18.
- ▶ Allowed just 1H in 7.0 scoreless innings on 9/24 vs. the Yankees (3BB, 5K)...marked his only scoreless start of the year.
- ▶ Made the postseason for the second time and went 0-1 with a 4.76 ERA (11.1IP, 7H, 6R/ER, 3BB, 11K, 3HR) in two starts...held opponents to a .171 BA (7-for-41)...started the AL Wild Card Game vs. Baltimore and allowed just 2ER in 6.0IP in Toronto's extra-inning win (4H, 0BB, 6K, 1HR)...suffered his first career postseason loss in ALCS Game 3 vs. Cleveland (5.1IP, 3H, 4R/ER, 3BB, 5K, 2HR).

2015

- ▶ Made just four starts for the Blue Jays, going 4-0 with a 1.67 ERA (27.0IP, 20H, 5R/ER, 6BB, 18K, 2HR)...opponents batted .208/.262/.292 (20-for-96, 2HR); LH .194/.260/.254 (13-for-67, 1HR); RH .241/.267/.379 (7-for-29, 1HR).
- ▶ Suffered a torn left ACL during spring training...underwent left knee surgery on 3/19...the procedure was performed by Dr. James Andrews.
- ▶ Was placed on the 60-day disabled list on 4/5...combined to make two rehab starts with Single-A Lansing and Triple-A Buffalo, going 0-1 with a 4.70 ERA (7.2IP, 8H, 4ER, 5BB, 12K, 0HR)...was reinstated from the disabled list on 9/11...missed 139 team games.
- ▶ Became the fourth Blue Jays pitcher in franchise history to win each of his first four starts of a season with an ERA under 2.00, joining Mark Buehrle (0.64 in first 4GS in 2014), Pat Hentgen (1.67 ERA in first 4GS in 1993) and Jimmy Key (1.86 ERA in first 4GS in 1991).
- ▶ Went 3-0 with a 0.82 ERA (22.0IP, 2ER) over his final three starts (9/18-30)...tossed at least 7.0 innings in each of those starts.
- ▶ Made the postseason for the first time in his career, going 1-0 with a 4.19 ERA (19.1IP, 22H, 10R/9ER, 4BB, 10K, 1HR) in three postseason starts...made his postseason debut in ALDS Game 2 vs. Texas, allowing 4R/3ER in 7.0IP (ND, 5H, 2BB, 5K, 0HR)...in NLDS Game 5 vs. Texas, allowed just 2ER in 6.0IP in the club's series-clinching win (6H, 1BB, 4K, 1HR)...earned his first postseason win in ALCS Game 3 vs. Kansas City (6.1IP, 11H, 4R/ER, 1BB, 1K, 0HR).

2014

- ▶ Saw his first Major League action with the Blue Jays, going 11-6 with one save and a 3.65 ERA (130.2IP, 125H, 56R/53ER, 28BB, 111K, 7HR) in 26 games (20 starts/15HO) over two stints with the club (5/4-18, 5/31-9/28)...opponents batted .250/.292/.341 (125-for-501, 7HR); LH .232/.287/.359 (60-for-259, 5HR); RH .269/.298/.322 (65-for-242, 2HR).
- ▶ Among Major League rookies, ranked third in winning percentage (.647) and tied for fourth in wins...his .625 winning percentage as a starter was the highest by a rookie in club history.
- ▶ His 11 wins were tied for the fifth-most by a rookie in Toronto history, trailing only Mark Eichhorn (14-6 in 1986), Gustavo Chacin (13-9 in 2005), Ricky Romero (13-9 in 2009) and Jeff Musselman (12-5 in 1987).
- ▶ As a starter, went 10-6 with a 3.29 ERA (120.1IP, 44ER) in 20 starts...14 of his 20 starts were quality starts...tossed at least 6.0IP and allowed 2ER-or-fewer in 13 of his 20 starts...allowed 3ER-or-fewer in 15 of his 20 starts...posted a 0.45 HR/9.0IP (6HR/120.1IP) as a starter.
- ▶ Posted a 54.6 groundball percentage.



- ▶ Was selected to the active roster and signed to a Major League contract on 5/4...made his Major League debut that night at Pittsburgh, allowing 1ER in 0.2 innings of relief (1H, 1HP).
- ▶ Earned his first Major League win on 5/6 at Philadelphia, tossing 1.1 scoreless innings of relief (1H, 1K)...struck out Jayson Nix looking in the ninth inning for his first Major League strikeout.
- ▶ After posting a 12.79 ERA (6.1IP, 9ER) in his first five games (5/4-14), was optioned on 5/18.
- ▶ Was recalled on 5/31 and made his first Major League start that night vs. Kansas City and earned the win (6.0IP, 5H, 1ER, 0BB, 6K, 0HR)...became the third Blue Jay in franchise history to record at least 6K without surrendering a walk in his first career Major League start, joining José Núñez (11K/0BB) on 7/9/87 vs. Kansas City and Brett Cecil (6K/0BB) on 5/5/09 vs. Cleveland.
- ▶ Went 10-6 with one save and a 3.18 ERA (124.1IP, 44ER) in 21 games (20 starts) during his second stint with the club (5/31-end of season).
- ▶ Set a career high with 9.0IP on 8/9 vs. Detroit (4H, 2ER, 3BB, 4K).
- ▶ Tossed his first career shutout on 9/8 vs. Chicago-NL (9.0IP, 3H, 0BB, 8K)...became just the ninth Toronto rookie to throw a shutout of at least 9.0 innings, joining Dave Bush (10/1/04 vs. the Yankees), Roy Halladay (5/20/99 vs. Detroit), Chris Carpenter (9/9/97 vs. Anaheim), John Cerutti (6/24/86 vs. Milwaukee), Jim Goff (7/31/82 vs. Detroit), Phil Huffman (8/27/79 vs. Oakland), Dave Stieb (8/11/79 at Chicago-AL) and Jerry Garvin (8/24/77 at Seattle)...was just the second Toronto rookie to toss a shutout without walking a batter, joining Halladay...also became the sixth Toronto rookie to toss at least 9.0IP multiple times in a season, joining John Cerutti (two times in 1986), Dave Stieb (six times in 1979), Phil Huffman (two times in 1979), Jerry Garvin (nine times in 1977) and Jim Clancy (three times in 1977).
- ▶ Struck out Caleb Joseph swinging on 9/15 at Baltimore for his 100th career strikeout.
- ▶ In his final appearance of the season on 9/26 vs. Baltimore, tossed 4.0 scoreless innings of relief to record his first career save.
- ▶ In seven starts with Triple-A Buffalo, went 2-4 with a 3.03 ERA (35.2IP, 32H, 14R/12ER, 9BB, 45K, 1HR).

2013

- ▶ In 20 starts with Double-A New Hampshire, went 9-5 with a 3.30 ERA (111.2IP, 99H, 48R/41ER, 27BB, 129K, 13HR)...ranked third among Blue Jays minor leaguers in strikeouts and tied for third in wins...his 129K were also the ninth-most in the Eastern League.
- ▶ Following the season, played for the Salt River Rafters in the Arizona Fall League, going 1-2 with a 3.09 ERA (11.2IP, 8H, 4R/ER, 3BB, 13K, 0HR) in nine relief appearances...was named an AFL Rising Star.
- ▶ Was tabbed an Organization All-Star by MiLB.com.

2012

- ▶ In his professional debut, combined with short-season Single-A Vancouver and Double-A New Hampshire to go 3-0 with a 3.26 ERA (19.1IP, 16H, 8R/7ER, 9BB, 23K, 1HR) in 15 relief appearances.
- ▶ Began the season with short-season Single-A Vancouver, going 1-0 with a 3.18 ERA (11.1IP, 8H, 5R/4ER, 3BB, 15K, 0HR) in seven relief appearances.
- ▶ Was promoted to Double-A New Hampshire on 8/1 and went 2-0 with a 3.38 ERA (8.0IP, 8H, 3R/ER, 6BB, 8K, 1HR) in eight relief appearances.
- ▶ Was suspended for 50 games after testing positive for Methylhexanamine in violation of Major League Baseball's Minor League Drug Prevention and Treatment Program.

PERSONAL

- ▶ Full name is Marcus Earl Stroman.
- ▶ Graduated from Patchogue-Medford High School (N.Y.) in 2010, where he was a four-year letterwinner...went 9-1 with a 0.25 ERA and 120 strikeouts in his senior season, earning him First-Team All-State and Third-Team All-American honors...was also named the New York Gatorade "Player of the Year," Louisville Slugger's "Player of the Year" for New York, and won the Paul Gibson Award, which honors the top pitcher on Long Island.
- ▶ Played three seasons at Duke University, going 15-13 with a 3.27 ERA (220.0IP, 80ER) in 48 games (27 starts)...earned All-America honors from Louisville Slugger (Second Team), Perfect Game USA (Second Team), National Collegiate Baseball Writers Association (Third Team) and *Baseball America* (Third Team) as a junior...was named First Team All-ACC and was an ACC Academic Honor Roll selection in 2012...led all NCAA pitchers in strikeouts (136) and finished second in strikeouts per nine innings (12.49) in his final year...was Duke's first-ever first-round draft pick...completed his degree at Duke in the summer of 2015 while rehabbing his knee.
- ▶ Founded the Height Doesn't Measure Heart (HDMH) Foundation in 2019 to create valuable opportunities for children and young people, especially those from inner cities and underserved areas, to rise above their circumstances and pursue their dreams...the HDMH Foundation seeks to set a positive example for kids and instill in them the idea that nothing can stop them from achieving their dreams if they put their minds to it...during the COVID-19 shutdown, Stroman's HDMH Foundation supported the Food Bank For New York City and Long Island Cares, providing hunger assistance in both Nassau and Suffolk County.



Stroman's Career Pitching Record

Year	Club	W	L	ERA	G	GS	CG	SHO	SV	IP	H	R	ER	HR	HP	BB	SO	WP	BK
2012	Vancouver	1	0	3.18	7	0	0	0	0	11.1	8	5	4	0	0	3	15	0	0
	New Hampshire	2	0	3.38	8	0	0	0	0	8.0	8	3	3	1	0	6	8	1	0
2013	New Hampshire	9	5	3.30	20	20	0	0	0	111.2	99	48	41	13	3	27	129	4	0
2014	Buffalo	2	4	3.03	7	7	1	0	0	35.2	32	14	12	1	2	9	45	0	0
	TORONTO	11	6	3.65	26	20	1	1	1	130.2	125	56	53	7	3	28	111	9	1
2015	Lansing - a	0	0	0.00	1	1	0	0	0	4.2	0	0	0	0	0	1	7	1	0
	Buffalo	0	1	12.00	1	1	0	0	0	3.0	8	4	4	0	0	4	5	0	0
	TORONTO	4	0	1.67	4	4	0	0	0	27.0	20	5	5	2	1	6	18	2	1
2016	TORONTO	9	10	4.37	32	32	0	0	0	204.0	209	104	99	21	4	54	166	9	1
2017	TORONTO	13	9	3.09	33	33	2	0	0	201.0	201	82	69	21	6	62	164	3	1
2018	TORONTO - b, c	4	9	5.54	19	19	0	0	0	102.1	115	68	63	9	2	36	77	3	1
	Dunedin	0	1	4.15	1	1	0	0	0	4.1	1	2	2	1	0	4	3	0	0
2019	TORONTO	6	11	2.96	21	21	0	0	0	124.2	118	50	41	10	0	35	99	4	0
	NEW YORK-NL - d	4	2	3.77	11	11	0	0	0	59.2	65	27	25	8	1	23	60	3	0
2020	NEW YORK-NL - e									Did Not Pitch									
2021	NEW YORK-NL	10	13	3.02	33	33	0	0	0	179.0	161	70	60	17	7	44	158	7	0
2022	CHICAGO-NL - f, g	6	7	3.50	25	25	0	0	0	138.2	123	61	54	16	4	36	119	2	2
	Iowa	0	0	16.88	1	1	0	0	0	2.2	7	5	5	0	0	1	2	0	0
2023	CHICAGO-NL - h	10	9	3.95	27	25	1	1	0	136.2	120	68	60	9	3	52	119	3	0
Minor League Totals		14	11	3.52	46	31	1	0	0	181.1	163	81	71	16	5	55	214	6	0
AL Totals		47	45	3.76	135	129	3	1	1	789.2	788	365	330	70	16	221	635	30	5
NL Totals		30	31	3.48	96	94	1	1	0	514.0	469	226	199	50	15	155	456	15	2
Major League Totals		77	76	3.65	231	223	4	2	1	1303.2	1257	591	529	120	31	376	1091	45	7

Selected by the Washington Nationals in the 18th round of the 2009 First-Year Player Draft but did not sign.
 Selected by the Toronto Blue Jays in the first round (22nd overall) of the 2012 First-Year Player Draft.

- a – Placed on the 60-day disabled list from April 5 – September 11, 2015 with a torn left ACL.
- b – Placed on the 10-day disabled list from May 11 (retroactive to May 9) – June 23, 2018 with right shoulder fatigue.
- c – Placed on the 10-day disabled list from August 19 (retroactive to August 18) – September 3, 2018 with a right middle finger blister.
- d – Acquired by the New York Mets from the Toronto Blue Jays along with cash considerations in exchange for LHP Anthony Kay and RHP Simeon Woods Richardson on July 28, 2019.
- e – Placed on the 10-day injured list on July 22, 2020 (retroactive to July 20) with a torn left calf...was placed on the restricted list on August 10, 2020 after opting out of the season.
- f – Placed on the injured list from May 7 - 19, 2022.
- g – Placed on the 15-day injured list with right shoulder inflammation from June 10 (retroactive to June 7) - July 9, 2022.
- h – Placed on the 15-day injured list with right hip inflammation from August 2 (retroactive to August 1) - September 15, 2023.

Stroman's Postseason Record

Year	Club vs. Opp.	W	L	ERA	G	GS	CG	SHO	SV	IP	H	R	ER	HR	HP	BB	SO	WP	BK
2015	TOR vs. TEX (DS)	0	0	3.46	2	2	0	0	0	13.0	11	6	5	1	0	3	9	0	0
	TOR vs. KC (CS)	1	0	5.68	1	1	0	0	0	6.1	11	4	4	0	0	1	1	1	0
2016	TOR vs. BAL (WC)	0	0	3.00	1	1	0	0	0	6.0	4	2	2	1	0	0	6	0	0
	TOR vs. TEX (DS)									On Roster - Did Not Pitch									
	TOR vs. CLE (CS)	0	1	6.75	1	1	0	0	0	5.1	3	4	4	2	0	3	5	1	0
Wild Card Totals		0	0	3.00	1	1	0	0	0	6.0	4	2	2	1	0	0	6	0	0
LDS Totals		0	0	3.46	2	2	0	0	0	13.0	11	6	5	1	0	3	9	0	0
LCS Totals		1	1	6.17	2	2	0	0	0	11.2	14	8	8	2	0	4	6	2	0
POSTSEASON TOTALS		1	1	4.40	5	5	0	0	0	30.2	29	16	15	4	0	7	21	2	0

Stroman's All-Star Game Record

Year	Club, Site	W	L	ERA	G	GS	CG	SHO	SV	IP	H	R	ER	HR	HP	BB	SO	WP	BK
2019	TOR, Cleveland									Selected, Did Not Pitch									
2023	CHC, Seattle									Selected, Did Not Pitch									
All-Star Game Totals		0	0	--	0	0	0	0	0	0	0	0	0	0	0	0	0	0	0

Stroman's World Baseball Classic Record

Year	Country, Site	W	L	ERA	G	GS	CG	SHO	SV	IP	H	R	ER	HR	HP	BB	SO	WP	BK
2017	USA, Miami/San Diego	1	1	2.35	3	3	0	0	0	15.1	12	4	4	0	1	2	9	0	0
2023	Puerto Rico, Seattle	0	0	3.00	2	2	0	0	0	9.0	7	3	3	2	1	1	4	0	0
WBC Totals		1	1	2.59	5	5	0	0	0	24.1	19	7	7	2	2	3	13	0	0

Stroman's Career Fielding Record

Position	PCT	G	PO	A	E	TC	DP
Pitcher	.967	231	110	217	11	338	16

Stroman's Regular Season Batting Record

Year	Team	AVG	G	AB	R	H	2B	3B	HR	RBI	SH	SF	HP	BB	SO	SB	CS
2023	CHC									Did Not Bat							
Major League Totals		.101	231	89	9	9	3	0	1	2	6	0	0	4	42	1	0

Stroman's Career Bests and Streaks

COMPLETE GAMES: 4, last on 5/29/23 vs. TB (9.0IP). **LOW-HIT COMPLETE GAME:** 1, 5/29/23 vs. TB. **IP (START):** 9.0 - 4 times (last on 5/29/23 vs. TB). **IP (RELIEF):** 4.0, 9/26/14 vs. BAL. **HITS:** 13, 5/17/16 vs. TB. **RUNS:** 9, 6/3/22 vs. STL. **EARNED RUNS:** 9, 6/3/22 vs. STL. **WALKS:** 6 - 2 times (last on 5/21/19 vs. BOS). **STRIKEOUTS:** 13, 8/1/16 at HOU. **HOME RUNS:** 3 - 7 times (last on 4/23/23 vs. LAD). **WINNING STREAK:** 9g, 9/20/14-5/1/16. **LOSING STREAK:** 6g, 9/30/17-5/8/18. **SCORELESS STREAK (IP):** 21.0, 9/27/22-4/12/23.

Pitcher of the Month: None

Player of the Week: 5/29-6/4/23

Rookie of the Month: None



GLEYBER TORRES • INF

25

HT: 6-1 • **WT:** 205 • **BATS:** R • **THROWS:** R
BIRTHDATE: 12/13/96 • **OPENING DAY AGE:** 27
BIRTHPLACE: Caracas, Venezuela
RESIDES: Caracas, Venezuela
M.L. SERVICE: 5 years, 162 days



STATUS

- ▶ Acquired by the Yankees from the Chicago Cubs along with RHP Adam Warren, OF Billy McKinney and OF Rashad Crawford in exchange for LHP Aroldis Chapman on July 25, 2016.

CAREER NOTES

- ▶ With 24HR in his 2018 rookie season, 38HR in 2019, 24HR in 2022 and 25HR in 2023, is one of eight Yankees to record at least four 20HR seasons prior to his age 27 season...joins Mickey Mantle (seven), Joe DiMaggio (six), Don Mattingly (four), Bobby Murcer (four), Charlie Keller (four), Joe Gordon (four) and Lou Gehrig (four)... was the third Yankee all-time with multiple 20HR seasons *before turning 23 years old* (also Mickey Mantle, three seasons from 1952-54 and Joe DiMaggio, two seasons from 1936-37)... was one of six middle infielders in Baseball history with multiple 20HR seasons by his age 22 season, joining Cal Ripken Jr. (two: 1982-83), Alex Rodriguez (three: 1996-98), Carlos Correa (three: 2015-17), Ozzie Albies (two: 2018-19) and Fernando Tatis Jr. (two: 2019, '21).
- ▶ Is one of five Yankees second basemen to hit 25HR in a season (min. 50% of games at 2B), joining Robinson Canó (five times: 2009-13), Joe Gordon (three times: 1938-40), Alfonso Soriano (twice: 2002-03) and DJ LeMahieu (2019).
- ▶ Is the fourth Yankee in the last 51 years (since 1973) to hit at least 25 home runs in multiple seasons prior to his age 27 season...joins Don Mattingly (three), Gary Sánchez (two) and Aaron Judge (two).
- ▶ Is just the ninth Yankee and the third Yankees infielder (min. 50% games played) to record at least four 20HR seasons within his first six seasons...joins Joe DiMaggio (six), Mickey Mantle (five), Aaron Judge (four), Don Mattingly (four), Bobby Murcer (four), Tom Tresh (four), Charlie Keller (four) and Joe Gordon (four).
- ▶ His 14 career multi-HR games are the fourth-most by a Yankee through his first 734 career games, trailing only Aaron Judge (27), Joe DiMaggio (17) and Gary Sánchez (15)...recorded 10 multi-HR games prior to turning 23...are tied for third-most by any player in Baseball history at age 22-or-younger (Eddie Mathews-13; Juan Soto-11; Mel Ott, Bob Horner and Bryce Harper-10 each).
- ▶ Eight of his 14 multi-HR games have come against Baltimore...marks the most multi-HR games by any Major League player vs. a single opponent since 2018.
- ▶ Hit 62HR in 267 games from 2018-19, the second-highest total for a Yankee in his first two Major League seasons (Joe DiMaggio, 75HR in 1936-37).
- ▶ His 123 career home runs are tied with Don Mattingly for the fifth-most by a Yankee prior to his 27th birthday, trailing only Mickey Mantle (249HR), Joe DiMaggio (198HR), Lou Gehrig (146HR) and Joe Pepitone (124HR).
- ▶ His eight "walk-off" plate appearances since 2018 are tied with Jorge Alfaro, Jean Segura and Alex Verdugo for the most in the Majors...his seven "walk-off" hits in that span are tied for the second-most in the Majors, trailing only Jean Segura.
- ▶ Of his 123 career home runs, 53 have come against the AL East, including 21 vs. the Baltimore Orioles.
- ▶ In his career, the Yankees have gone 82-27 when he homers, including 70-20 since September 2018.
- ▶ In 31 career postseason games, has hit .281 (32-for-114) with 18R, 5 doubles, 5HR, 17RBI and 15BB...hit all five of his postseason home runs at age 23-or-younger, tied for the fourth-most by a player in Major League history prior to his 24th birthday, trailing only Carlos Correa (7HR), Juan Soto (7HR) and Evan Longoria (6HR)...only one other Yankee hit as many HR in the postseason prior to turning 24: Mickey Mantle (also 5HR).
- ▶ Has made five career Opening Day rosters (2019-23).

2023

- ▶ Hit .273/.347/.453 (163-for-596) with 90R, 28 doubles, 2 triples, 25HR, 68RBI and 67BB in 158 games with the Yankees...set career highs in games played, hits, multi-hit games (46), walks and tied his career high in doubles...led the Yankees in BA, hits, extra-base hits (55), doubles and multi-hit games...appeared in 145G/141GS at 2B.
- ▶ His 25HR were his second-most in a single season in his career, trailing only his 38HR in 2019...were the third-most among AL second basemen and tied for the fifth-most among Major League second basemen (min. 50% games at 2B), trailing only Atlanta's Ozzie Albies (33HR), Texas' Marcus Semien (29HR), St. Louis' Nolan Gorman (27HR) and Los Angeles-AL's Brandon Drury (26HR).
- ▶ Became the fifth Yankees second baseman to hit 25HR in a season (min. 50% of games at 2B), joining Robinson Canó (five times: 2009-13), Joe Gordon (three times: 1938-40), Alfonso Soriano (twice: 2002-03) and DJ LeMahieu (2019).

CAREER HIGHLIGHTS

AL All-Star Team
▶ 2018, 2019

FRONT OFFICE

2024 YANKEES
TORRES

2023 REVIEW

OPPONENTS

HISTORY & RECORDS

YANKEE STADIUM

PLAYER DEVELOPMENT

MEDIA



- ▶ Homered in consecutive games four times: 3G from 8/28-30 and 2G from 4/26-27, 5/8-9 and 8/5-6.
- ▶ Recorded a career-high 67BB after walking just 39 times in 2022...his 10.03 PA/BB ratio was his best in a 162-game season.
- ▶ Recorded the Yankees' three-longest hitting streaks and posted three of the club's four hitting streaks of at least 10 games: 15G from 7/6-26, 12G from 5/20-6/2 and 11G from 8/1-12...was one of seven Major League players to record at least three hitting streaks of 11G...joined Ronald Acuña Jr., Mookie Betts, William Contreras, Bryan De La Cruz, Nathaniel Lowe and Jordan Walker.
- ▶ Struck out just 98 times in 672 plate appearances, his fewest in a 162-game season...his 6.86 PA/K rate was the seventh-best in the AL.
- ▶ In his final 72 games (7/6-9/30), hit .306/.376/.496 (85-for-278) with 43R, 15 doubles, 1 triple, 12HR, 32RBI and 31BB...over that span, ranked fourth in the AL in hits, sixth in BA and 10th in OBP.
- ▶ Hit his first career Opening Day home run with a two-run shot in the fourth inning on 3/30 vs. San Francisco.
- ▶ Hit his 100th career home run with a solo shot in the third inning and reached base five times for the first time in his career on 4/3 vs. Philadelphia...his 100th HR came in his 580th career game, becoming the seventh-fastest Yankee to reach the milestone (in terms of games played)...trailing only Gary Sánchez (355G), Aaron Judge (371G), Joe DiMaggio (395G), Lou Gehrig (514G), Joe Gordon (528G) and Mickey Mantle (576G)...according to Elias, at 26 years, 111 days, was the seventh-youngest Yankee to reach 100HR, trailing Mickey Mantle (23y, 242d), Joe DiMaggio (23y, 273d), Lou Gehrig (24y, 364d), Joe Peipitone (25y, 278d), Don Mattingly (26y, 68d) and Bobby Murcer (26y, 103d)...his 3BB matched a career high.
- ▶ Recorded a "walk-off" sac fly in the 10th inning on 4/19 vs. Los Angeles-AL...marked his eighth career "walk-off" plate appearance (first since a "walk-off" HR in Game 1 on 5/8/22 vs. Texas).
- ▶ Drove in a run in a career-high five straight games from 5/7-11.
- ▶ Recorded a 12-game hitting streak from 5/20-6/2, batting .327/.352/.500 (17-for-52) with 10R, 3HR, 4RBI, 1BB and 1HP in that span...matched the second-longest streak of his career.
- ▶ Recorded his 600th career hit with a solo HR on 5/21 at Cincinnati.
- ▶ Recorded his 14th career multi-HR game on 5/24 vs. Baltimore...was his first multi-HR game since 9/21/22 vs. Pittsburgh...marked his eighth career multi-HR game vs. Baltimore.
- ▶ Reached base in 82 of his final 97 games from 6/8-G1-9/30.
- ▶ Posted a career-high 15-game hitting streak from 7/6-26...was the longest by a Yankee in 2023...was just the second Yankee in the last six seasons (since 2018) to record a hitting streak of at least 15 games, joining Isiah Kiner-Falefa (15-game streak from 7/10-29/22)...batted .361/.379/.541 (22-for-61) with 10R, 1 triple, 3HR, 7RBI, 3BB, 2SF and 1SB over his 15-game hitting streak.
- ▶ Hit safely in 27 of 30 games from 7/6-8/12, batting .339/.376/.521 (41-for-121) with 17R, 5 doubles, 1 triple, 5HR, 13RBI, 9BB and 2SB over that stretch.
- ▶ Recorded multiple hits in a career-high six straight games from 7/8-17...was just the third Yankee in the last nine seasons (since 2015) to record multiple hits in six straight games, joining Didi Gregorius (6G from 6/24-7/3/19) and DJ LeMahieu (6G from 6/23-30/19)...also matched the longest streak by a Yankee in the last 11 seasons since 2013...matched the second-longest streak by a Major League player in 2023, trailing only Boston's Masataka Yoshida's eight-game streak from 6/30-7/14...batted .481/.483/.556 (13-for-27) with 7R, 1 triple, 2RBI, 1BB, 1SF and 1SB over the streak.
- ▶ Reached base multiple times in a career-high-tying seven straight games from 7/8-18 (also 7G from 8/9-17/20)...batted .467/.485/.633 (14-for-30) with 8R, 1 triple, 1HR, 3RBI, 2BB, 1SF and 1SB over that span...was the longest such streak by a Yankee since Aaron Judge's eight-game streak from 9/13-22/22.
- ▶ Batted .327/.410/.598 (35-for-107) with 17R, 8 doubles, 7HR, 13RBI, 13BB, 2HP and 5SB in 28 games during the month of August...hit safely in 20 of those games and reached base in 23 of those contests.
- ▶ From 8/1-9/7, hit .339/.420/.636 (41-for-121) with 22R, 9 doubles, 9HR, 18RBI, 15BB and 5SB in 32 games.
- ▶ Reached base a career-high-tying five times on 8/6 vs. Houston.
- ▶ Stole a career-high three bases on 8/13 at Miami.
- ▶ Hit his 20th home run of the season on 8/24 vs. Washington, reaching the 20HR mark for the second straight season and for the fourth time in his career (also 24HR in 2018, 38HR in 2019 and 24HR in 2022)...became the eighth Yankee in franchise history to record at least four 20HR seasons prior to his age 27 season...joined Mickey Mantle (seven), Joe DiMaggio (six), Don Mattingly (four), Bobby Murcer (four), Charlie Keller (four), Joe Gordon (four) and Lou Gehrig (four).
- ▶ Homered in three consecutive games for the third time in his career from 8/28-30...also homered in four of five games from 8/28-9/3.
- ▶ Reached base at least three times in a career-high-tying three straight games from 8/28-30 (also 3G from 6/26-30/19 and 4/4-7/19).
- ▶ His home run on 8/29 at Detroit had an estimated distance of 454 ft., the longest HR of his career (Statcast).
- ▶ Was scratched from the game on 9/1 at Houston due to a tight lower back.
- ▶ Hit his 25th home run of the season on 9/7 vs. Detroit with a solo home run in the second inning...became just the fifth Yankees second baseman to hit 25HR in a season (min. 50% of games at 2B), joining Robinson Canó (five times: 2009-13), Joe Gordon (three times: 1938-40), Alfonso Soriano (twice: 2002-03) and DJ LeMahieu (2019)...also became the fourth Yankee in the last 51 years (since 1973) to hit at least 25 home runs in multiple seasons prior to his age 27 season...joined Don Mattingly (three), Gary Sánchez (two) and Aaron Judge (two).
- ▶ Played for Team Venezuela in the World Baseball Classic, going 1-for-10 with 2R and 3BB in three games.



2022

- ▶ In 140 games with the Yankees, hit .257 (135-for-526) with 73R, 28 doubles, 1 triple, 24HR, 76RBI, 39BB and 10SB.
- ▶ Hit 24HR in 140 games (526AB) after hitting 12HR in 169 games over his previous two seasons (595AB).
- ▶ His 24HR were the second-most in the Majors among second basemen, trailing only Houston's Jose Altuve (28HR).
- ▶ 11 of his 24HR either tied the game (three) or given the Yankees the lead (eight).
- ▶ According to Sports Info Solutions, his nine defensive runs saved were tied for the fifth-most in the Majors among second basemen.
- ▶ Hit a pinch-hit "walk-off" single in the ninth inning on 4/23 vs. Cleveland...marked his sixth career "walk-off" hit and his first since 5/21/21 vs. Chicago-AL (single).
- ▶ Recorded 15RBI in 13 games from 4/26-5/11.
- ▶ Hit a "walk-off" solo HR in the ninth inning in Game 1 on 5/8 vs. Texas...was his seventh career "walk-off" hit and second of the season (also a "walk-off" single in the ninth inning on 4/23 vs. Cleveland)...was his second career "walk-off" HR (also a three-run HR in the ninth on 5/6/18 vs. Cleveland).
- ▶ In 53 games from 5/11-7/15, hit .301/.366/.531 (59-for-196) with 38R, 15 doubles, 10HR, 27RBI, 19BB and 5SB.
- ▶ Drove in all five of the Yankees' runs on 5/11 vs. Toronto...his 5RBI marked his second-most in a game in his career (6RBI in Game 2 on 8/12/19 vs. Baltimore)...according to *Elias*, he was just the second Yankee in the last 30 years to drive in all of the club's runs in a game that the Yankees scored at least five runs...joined Jason Giambi who also did so on 6/26/06 vs. Atlanta in the Yankees' 5-2 win.
- ▶ Recorded his 11th career multi-HR game on 5/24 vs. Baltimore...marked his first multi-HR game of the season and his seventh multi-HR game against Baltimore.
- ▶ Hit 5HR in eight games from 5/24-6/2(G1) and 7HR in 15 games from 5/24-6/11.
- ▶ Homered in back-to-back games from 6/10-11 for the eighth time in his career and for the first time since 7/17-18/21 (also 2G).
- ▶ Recorded his 500th career hit with a ninth-inning single in Game 2 on 7/21 at Houston...was the fourth-youngest Yankee to accomplish the feat in the last 36 seasons (since 1987), trailing Derek Jeter (24 years, 24 days on 7/20/98), Robinson Cano (24 years, 338 days on 9/25/07) and Melky Cabrera (25 years, 26 days on 9/6/09).
- ▶ Batted .298/.363/.504 (36-for-121) with 19R, 7 doubles, 6HR, 26RBI and 13BB in his final 30 games (8/23-10/1).
- ▶ Recorded a season-high 20-game on-base streak from 9/5-27...was the second-longest on-base streak of his career, trailing only a 22-game streak from 8/12(G1)-9/4/19...batted .350/.424/.638 (28-for-80) with 14R, 5 doubles, 6HR, 23RBI, 11BB, 1SF and 4SB over that span.
- ▶ Hit .319 (29-for-91) with 14R, 5 doubles, 6HR, 23RBI and 11BB in 23 games during September...was his highest BA in a single calendar month (min. 10G) since June 2019 (.333 BA).
- ▶ Hit .378 (28-for-74) with 13R, 6 doubles, 5HR, 23RBI, 7BB/11BB and 3SB in his final 18 games from 9/9-10/1...hit safely in 15 of his last 18 games...reached base multiple times in 12 of those games and recorded multiple hits in nine of those games.
- ▶ Recorded his 12th career multi-HR game and second of the season on 9/11 vs. Tampa Bay, hitting a go-ahead three-run HR in the first inning and a solo HR in the second.
- ▶ Recorded an extra-base hit in a career-high-tying five straight games from 9/11-17.
- ▶ Tied his career high with 4H on 9/14 at Boston.
- ▶ Recorded his 13th career multi-HR game and third of the season on 9/21 vs. Pittsburgh...became just the fifth Yankee (sixth time) to hit 2HR in a single inning, joining Alex Rodriguez (sixth inning on 10/4/09 at Tampa Bay and seventh inning on 9/5/07 vs. Seattle), Cliff Johnson (eighth inning on 6/30/77 at Toronto), Joe Pepitone (eighth inning on 5/23/62 vs. Kansas City) and Joe DiMaggio (fifth inning on 6/24/36 at Chicago-AL)...his four runs scored set a career high...reached the 20HR mark for the third time in his career (also 24HR in 2018 and 38HR in 2019), becoming just the 12th Yankee and the fourth Yankees infielder (min. 50% games played) to record at least three 20HR seasons within his first five seasons.
- ▶ Recorded his 100th career double on 10/1 vs. Baltimore.
- ▶ Started all nine of the Yankees' postseason games, batting .176 (6-for-34) with 4R, 2RBI, 3BB and 2SB.
- ▶ Following the season, played for the Leones del Caracas in the Venezuelan Winter League, batting .289 (13-for-45) with 8R, 1 double, 1HR, 8RBI, 6BB and 1SB in 11 games.

2021

- ▶ Batted .259 (119-for-459) with 50R, 22 doubles, 9HR, 51RBI, 50BB and 14SB in 127 games with the Yankees...set a career high in stolen bases...appeared at SS (108G/104GS) and 2B (19GS).
- ▶ Was the third Yankee since 2011 to hit safely in each of the team's first seven games of a season, joining Travis Hafner (first seven games in 2013) and Kevin Youkilis (first nine games in 2013)...had exactly 1H in 4AB in each of those seven games.
- ▶ Hit .325 (39-for-120) with 16R, 6 doubles, 3HR, 21RBI, 13BB and 3SB in 33 games from 4/27-6/10 after hitting .208 (16-for-77) with 6R, 2 doubles, 2RBI, 12BB and 1SB in his first 21 games of the season (4/1-26).
- ▶ Recorded 16RBI in 16 games from 4/28-5/23 after driving in just two runs over his first 22 games of the season (4/1-27).
- ▶ Hit a "walk-off" infield single in the 11th inning on 5/8 vs. Washington despite the Nationals' five-man infield...was his fourth career "walk-off" hit and first since a "walk-off" single on 6/26/19 vs. Toronto...was the Yankees' first "walk-off" win since 9/12/20 vs. Baltimore (Voit, sac fly, 10th inn.) and first "walk-off" hit since Gio Urshela's "walk-off" single on 8/30/20-G1 vs. the Mets (eighth inning)...also hit a game-tying RBI single in the ninth inning.
- ▶ Hit his first HR of the season on 5/9 vs. Washington...came in his 119th AB of the season...snapped his career-long 39-game homerless streak (9/18/20-5/8/21)...marked his first HR in 148AB (9/17/20 vs. Toronto where he homered in his third AB of the game).



- ▶ Was placed on the COVID-19 injured list on 5/13 and reinstated on 5/19...missed six team games.
- ▶ After being reinstated from the COVID-19 injured list on 5/19, batted .356/.415/.479 (26-for-73) with 10R, 3 doubles, 2HR, 13RBI, 8BB, 2SB and 1SF in 21 games from 5/19-6/10.
- ▶ Drove in both of the Yankees' runs on 5/21 vs. Chicago-AL, hitting a solo HR in the seventh inning and a "walk-off" single in the ninth...marked his fifth career "walk-off" hit and second of the year (also 5/8 vs. Washington)...marked his ninth career hit in the ninth inning-or-later that either tied the game or gave the Yankees the lead...was his fourth such hit in 2021.
- ▶ Left the game on 6/17 at Toronto in Buffalo in the fourth inning with left lower back stiffness (0-for-2).
- ▶ Did not play on 7/6 at Seattle due to cramping in his left hamstring.
- ▶ Hit 3HR in a four-game span from 7/17-21 after hitting just 3HR in his first 78 games of the season (4/1-7/16)...prior to that four-game stretch, had not homered in 28 games (6/6-7/16), the second-longest homerless stretch of his career (39G from 9/18/20-5/8/21)...homered in back-to-back games from 7/17-18, marking the seventh time in his career he has homered in consecutive games and the first time since 8/22-23/19.
- ▶ Stole multiple bases for the first time in his career on 7/24 at Boston.
- ▶ Batted in the leadoff spot in the starting lineup in back-to-back games from 7/30-31 at Miami for the third and fourth time in his career (also 9/10/19 at Detroit and 8/4/19 vs. Boston).
- ▶ Was ejected in the seventh inning by HP umpire Dan Bellino on 7/30 at Miami...marked his first career ejection.
- ▶ From 8/1 to the end of the season, hit .305/.350/.445 (39-for-128) with 19R, 9 doubles, 3HR, 14RBI and 10BB in 36G.
- ▶ Was placed on the 10-day injured list on 8/9 with a left thumb sprain...missed 22 team games...combined to appear in three rehab games with Double-A Somerset and Triple-A Scranton/Wilkes-Barre...was returned from rehab and reinstated on 9/3.
- ▶ Hit a pinch-hit RBI single in the seventh inning on 9/4 vs. Baltimore, his second career pinch hit (also a go-ahead PH double in the eighth inning on 9/13/20 vs. Baltimore).
- ▶ Made his final 19 appearances at 2B (9/13-10/3).
- ▶ Over his final 18 games (9/14-10/3), hit .318 (21-for-66) with 10R, 4 doubles, 2HR, 6RBI, 8BB and 2SB.
- ▶ Started at 2B in the AL Wild Card Game at Boston and went 0-for-4.

2020

- ▶ Hit .243 (33-for-136) with 17R, 8 doubles, 3HR and 16RBI in 42 games with the Yankees.
- ▶ Began the season hitting .119 (5-for-42) with 2R, 1HR, 2RBI and 2BB in his first 12G of the season from 7/23-8/7...over his final 30G (beginning Game 1 on 8/8), batted .298 (28-for-94) with 15R, 8 doubles, 2HR, 14RBI and 20BB.
- ▶ On 7/30 at Baltimore, was removed defensively in the fourth inning with a right elbow contusion after being hit by a pitch in the first (X-rays taken at Oriole Park at Camden Yards were negative)...did not miss a game.
- ▶ Left the game on 8/20 vs. Tampa Bay with a tight left hamstring...underwent an MRI at NewYork-Presbyterian Hospital on 8/21...imaging revealed Grade 1 strains of the left quad and left hamstring...was placed on the 10-day injured list from 8/24 (retroactive to 8/21) through 9/5 with a left hamstring strain, missing 13 team games.
- ▶ Hit his second home run of the season on 9/9 at Toronto (also 7/26 at Washington)...at the time, his 25-game homerless drought (7/29-9/8) was the longest of his career (previous: 19G from 6/26-7/23/19).
- ▶ Broke a 1-1 tie in the eighth inning with a game-winning, pinch-hit, two-run double on 9/13 vs. Baltimore...was his first career pinch hit.
- ▶ Collected his 50th career double on 9/22 at Toronto in his 305th career game (also had 65HR), is one of six players in franchise history with at least 50 doubles and 50HR through his first 305 career games, joining Gary Sánchez (51 doubles, 89HR), Joe DiMaggio (84 doubles, 81HR), Joe Gordon (60 doubles, 56HR), Mike Pagliarulo (50 doubles, 51HR) and Alfonso Soriano (79 doubles, 50HR)...is just the third Yankee with at least 50 doubles and 50HR through his age-23 season (also Joe DiMaggio and Mickey Mantle).
- ▶ Reached base in 17-of-30 plate appearances over seven postseason games, batting .435/.567/.696 (10-for-23) with 5R, 2HR, 5RBI, 7BB and 2SB.
- ▶ Was 5-for-7 with 3R, 1HR, 3RBI and 3BB in 2G in the ALWCS at Cleveland...went 4-for-4 with 3R, 1HR, 3RBI and 1BB in ALWCS Game 1 on 9/29 at Cleveland, reaching base five times...was the first Yankee to reach base safely at least five times in a postseason game since Alex Rodriguez went 2-for-2 with 3BB in 2009 ALCS Game 6 vs. Los Angeles-AL...was the first Yankee to record at least 4H in a playoff game since Ichiro Suzuki in 2012 ALCS Game 1 vs. Detroit (also 4H)...at 23 years, 291 days, was just the second Yankee to record at least 4H in a postseason game prior to his 24th birthday (also Derek Jeter's 4H in 1996 ALCS Game 1 vs. Baltimore at the age of 22 years, 105 days)...was the second-youngest player in Major League history to reach base at least five times in a postseason game (Carlos Correa reached base five times in 2015 ALDS Game 4 vs. Kansas City at the age of 21 years, 20 days)...became the eighth Yankee (first since Hideki Matsui, Gary Sheffield and Bernie Williams all did so in 2004 ALCS Game 3 at Boston) to have at least 4H and 3RBI in a postseason game and the only to do so as a shortstop...with his 3RBI from the No. 7 spot and Brett Gardner's 3RBI from the No. 8 spot, the Yankees became the first team in postseason history to have their No. 7 and No. 8 hitters both record at least 3RBI in the same game (credit: STATS).

2019

- ▶ Hit .278 (152-for-546) with 96R, 26 doubles, 38HR, 90RBI and 48BB in 144 games...set career highs in BA, SLG (.535), OPS (.871), home runs, runs scored and RBI...was the second Yankees middle infielder in 100 years to lead the club in home runs (Robinson Canó-27HR in 2013)...received one fifth place and one ninth place vote in AL MVP balloting.
- ▶ Is the second-youngest Yankee to have at least 30HR in a season behind only Joe DiMaggio (46HR in age 22 season in 1937)...his 90RBI were most by a Yankee in a season at age 22-or-younger since Mickey Mantle had 102RBI in 1954.



- ▶ His 38HR were tied for second-most by a middle infielder in team history (min. 50% of G at 2B/SS): 2B Alfonso Soriano (39HR in 2002, 38HR in 2003).
- ▶ Of his 38HR, 21 came vs. the AL East...hit 13HR vs. Baltimore, the most ever by a player vs. a single opponent in a single season in the Divisional Era (since 1969).
- ▶ Had 16 of his 38HR come in his Major League-best eight multi-HR games...at the time, were tied for the Yankees' franchise record for multi-HR games in a season, joining Alex Rodriguez (2007), Mickey Mantle (1961) and Babe Ruth (1927)...was the first player under the age of 23 to record eight multi-HR games in a season (previous record set by Texas's Juan Gonzalez-7 in 1992)...was the second player ever to record eight multi-HR games as a middle infielder in a season, joining Texas's Alex Rodriguez (10 in 2002).
- ▶ Hit 20HR at Yankee Stadium, fifth-most home runs at home by an AL player in 2019.
- ▶ Batted .394/.467/1.045 (26-for-66) with 22R, 4 doubles, 13HR and 20RBI in 18 games vs. the Orioles, hitting safely in 15 of those contests...his 13HR surpassed Chicago-NL's Sammy Sosa (12HR in 1998 vs. Milwaukee) for the most by any player vs. a single opponent in one season in the Divisional Era (since 1969)...had five multi-HR games vs. Baltimore, establishing a new Major League record for multi-HR games vs. one opponent in a single season, previously held by Roy Sievers (1955 vs. Kansas City A's), Gus Zernial (1951 vs. St. Louis-AL) and Ralph Kiner (1947 vs. Boston-AL)...STATS, LLC, notes he became the first player in Major League history to hit 10 of his first 12 home runs of a season against the same team...according to STATS, Inc., was the first player to homer in both games of two doubleheaders vs. the same opponent (5/15 and 8/12, both vs. Baltimore) in one year since Philadelphia's Mike Schmidt in 1983 vs. Montreal.
- ▶ Hit two grand slams, becoming the fourth Yankee to hit multiple grand slams in the same season before turning 23 years old, joining Joe DiMaggio (3 in 1937), Mickey Mantle (2 in 1952) and Yogi Berra (2 in 1947).
- ▶ According to the YES Network, with Gary Sánchez hitting 10HR vs. the O's, became the 10th set of teammates in Major League history (fifth set of Yankees) to hit at least 9HR against the same team in a single season and the first since San Francisco's Barry Bonds and Rich Aurilia (9HR each) in 2001 vs. Arizona...the last set of Yankees to do so was Mickey Mantle (11HR) and Roger Maris (9HR) in 1961 vs. the Washington Senators.
- ▶ Hit .338 (25-for-74) with 8R, 6 doubles, 3HR and 14RBI in 19 Interleague games, reaching safely in 16 of those 19 contests.
- ▶ Is one of only two players in Yankees history to have multiple games in the same season in which he went 4-for-4 or better with 2HR (4/4 at Baltimore, 8/22 at Oakland), joining Lou Gehrig in 1934.
- ▶ Made his first career Opening Day roster...at 22 years, 105 days old, was the eighth-youngest player to make an Opening Day roster in 2019, older than only Atlanta's Ronald Acuña Jr., Ozzie Albies and Bryse Wilson, Toronto's Elvis Luciano, Washington's Victor Robles and Juan Soto and San Diego's Fernando Tatis Jr.
- ▶ Collected his third career multi-HR game on 4/4 at Baltimore (also 5/21/18 at Texas and 8/1/18 vs. Baltimore), going 4-for-4 with 2R, 1 double and 4RBI, setting a career high in hits...at 22 years, 112 days old, became the youngest Yankee with 4H, including at least 3XBH, in a single game since DiMaggio on 6/28/36 (Game 1) at St. Louis-AL (21y, 216d).
- ▶ Had a 12-game hitting streak from 4/23-5/7, hitting .347 (17-for-49) with 6R, 4 doubles, 1HR, 7RBI, 2BB and 2SB...was the first Yankee, age-22 or younger, to compile at least a 10-game hitting streak since 22-year-old Melky Cabrera had both a 15-game and a 13-game streak in 2007.
- ▶ Played in his 100th career win on 5/9 vs. Seattle (his 159th career game), becoming the quickest Yankees position player to appear in 100 wins since Brett Gardner reached 100 team wins in his 155th game on 4/11/10.
- ▶ Hit 9HR—including three multi-HR games—in 15 games from 5/15 (Game 1) through 5/29...had 1HR over his previous 22 games from 4/17-5/11.
- ▶ Hit 3HR in 5/15 doubleheader vs. Baltimore, the first Yankee with 3HR in a doubleheader since Brett Gardner on 9/12/15 vs. Toronto...at 22 years, 153 days old, joined Joe DiMaggio as the only Yankees under 23 years old to hit 3HR in one day (DiMaggio had 3HR in a DH on 9/13/36 and a 3HR game on 6/13/37, both at St. Louis-AL's Sportsman's Park)...was the seventh-youngest Yankee to homer in both games of a doubleheader and youngest since Johnny Ellis on 5/24/70 (21R, 276d)...hit 2HR in Game 1, his fourth career multi-HR game...at 22y, 153d, became the youngest Yankee to reach four multi-HR games (prev.: Joe DiMaggio, 22y, 166d on 5/10/37 at Chicago-AL).
- ▶ Was also the youngest in franchise history to reach five career multi-HR games (age 22 years, 158 days on 5/20 at Baltimore) and six career multi-HR games (age 22 years, 160 days on 5/22 at Baltimore), surpassing Joe DiMaggio on both occasions (22 years, 198 days to five multi-HR games and 22 years, 200 days to six).
- ▶ Led the Majors with a .462 OBP in June, batting .333/.462/.569 (24-for-72) with 21R, 2 doubles, 5HR, 17RBI and 19BB in 22G...had a 20.4% walk rate (19BB/93PA) after posting a 5.8% walk rate (13BB/226PA) from March-May.
- ▶ Hit his first career grand slam on 6/19 vs. Tampa Bay.
- ▶ Had multiple RBI in three straight games from 6/19-21...hit a homer in each game, homering in at least three straight games for the second time in his career (homered in four straight from 5/21-25/18)...with Gary Sánchez also homering in each of those games, became the first pair of teammates in Yankees history to homer in three consecutive games together (confirmed by *Elias*).
- ▶ Hit a "walk-off" single in the ninth inning on 6/26 vs. Toronto, his third career "walk-off" hit.
- ▶ Collected his 200th career hit on 6/30 in London...at 22 years, 199 days, was the youngest player to collect 200H with the Yankees since Mickey Mantle reached the mark as a 20-year-old in 1952.
- ▶ Was named to his second career AL All-Star team (also 2018) and went 1-for-2...according to *Elias*, was the third Yankee to make two All-Star teams before turning 23, joining Joe DiMaggio and Mickey Mantle.
- ▶ Hit his 20th homer on 7/24 at Minnesota...with 24HR in his 2018 rookie season, became the third Yankee all-time with multiple 20HR seasons *before turning 23 years old* (also Mickey Mantle, three seasons from 1952-54 and Joe DiMaggio, two seasons from 1936-37)...became the fourth middle infielder in Baseball history with multiple 20HR seasons by his age 22 season, joining Cal Ripken Jr. (two, 1982-83), Alex Rodriguez (three, 1996-98) and Carlos Correa (three, 2015-17).



- ▶ Hit 13HR in 26 games in August, second-most in the Majors behind only Cincinnati's Aristides Aquino (14HR)...were the most by a Yankee in a calendar month since Aaron Judge hit 15HR in Sept. 2017 and most by a Yankees middle infielder in a single month since 2B Joe Gordon hit 13HR in July 1940...had four multi-HR games, the most in a month by a Yankee since Judge (four), also in Sept. 2017.
- ▶ Hit his second career grand slam on 8/2 and drove in all four Yankees runs in the team's 4-2 win vs. Boston.
- ▶ Collected his fifth 2HR game of the season—and seventh of his career—in Game 2 on 8/3 vs. Boston...at 22 years, 233 days old, was the then-second-youngest player in AL history (and then-seventh-youngest in Major League history) to reach seven career multi-HR games, one week older than the Yankees' Joe DiMaggio (22 years, 226 days on 7/9/37 vs. Washington-AL)...was the second player in Yankees history (and eighth in Major League history) to record five multi-HR games in a season prior to turning 23 years old, joining Joe DiMaggio (5x in 1937 at age 22).
- ▶ Hit 15HR over his final 38 games of the season (from Game 1 on 8/12).
- ▶ Reached base safely in a career-best 22 straight games from 8/12 (Game 1) through 9/4, batting .306/.355/.718 (26-for-85) with 18R, 2 doubles, 11HR, 17RBI and 6BB over the span...since 1955, was the second-longest streak by a Yankee at age-22 or younger, behind Derek Jeter's 23-game streak from 8/31-9/25/96.
- ▶ Went 4-for-8 with 4R, 3HR and 7RBI in 8/12 doubleheader vs. Baltimore, homering once in Game 1 and hitting two three-run HRs in Game 2...at 22 years, 242 days old, was the youngest player in AL history (and fourth-youngest in Major League history) at the time to reach eight career multi-HR games...was his second career doubleheader with 3HR (also 5/15/19 vs. Baltimore)...became the only player in 50 years to hit 3HR in a doubleheader twice as a Yankee (credit: *Elias*)...according to STATS, Inc., was the first player to homer in both games of a doubleheader vs. the same opponent twice in one year since Philadelphia's Mike Schmidt in 1983 vs. Montreal.
- ▶ His second HR in Game 2 on 8/12 vs. Baltimore was his 50th career home run...at age 22 years, 242 days, was the third-youngest Yankee to reach the plateau, older than only Mickey Mantle (21 years, 279 days on 7/26/53, Game 1) and Joe DiMaggio (22 years, 226 days on 7/9/37).
- ▶ Went 3-for-4 with 3R, 2HR and 6RBI in Game 2 on 8/12 vs. Baltimore, the third-youngest (22y, 242d) Yankee to record at least 2HR and 6RBI in a game (since RBI became an official stat in 1920), behind Joe DiMaggio (22y, 226d on 7/9/37 vs. Washington-AL) and Lou Gehrig (22y, 34d on 7/23/25 vs. Washington-AL).
- ▶ Hit two solo HRs on 8/17 vs. Cleveland at 22 years, 247 days old, becoming the youngest player in Major League history to record seven multi-HR games in the same season.
- ▶ Hit two solo HRs on 8/22 at Oakland (4-for-4, 3R, 1 double, 2HR, 2RBI), his eighth multi-home run game of the season...at 22 years, 252 days, became the second-youngest player in Baseball history to reach 10 career multi-HR games behind only the New York Giants' Mel Ott (22 years, 163 days)...was his second career game going 4-for-4 or better with at least 2HR (also 4/4/19 at Baltimore)...at the time, no other player in Major League history had two such games before turning 24 years old.
- ▶ Started at 2B in each of the Yankees' nine postseason games, hitting .324/.375/.703 (12-for-37) with 8R, 5 doubles, 3HR and 10RBI...became the first Yankee to hit 3HR in a single postseason at age-22 or younger and the third-youngest Yankee to hit multiple postseason HRs: Mickey Mantle hit 4HR prior to turning 22 years old (2HR in 1952 World Series at age-20, 2HR in 1953 World Series at age-21); Tony Kubek hit 2HR in 1957 World Series Game 3 at Milwaukee at 21 years, 358 days...led all playoff participants in slugging and OPS (1.078), tied for third with 8XBH, ranked fourth in OBP and tied for sixth in RBI...had a 10-game postseason hitting streak from 2018 ALDS Game 1 at Boston through 2019 ALCS Game 3 vs. Houston, batting .378/.452/.730 (14-for-37) with 8R, 4 doubles, 3HR, 10RBI, 5BB and 2SB during the span...was the second player under age-23 to compile a 10-game postseason hitting streak, joining Texas' Elvis Andrus (12G in 2010)...was the longest by any Yankee since Derek Jeter (11G in 2009-10)...became the first AL player (and seventh Major Leaguer) to collect 7XBH (4 doubles, 3HR) through his team's first six postseason games in a season...his 8XBH are tied for the fourth-highest total in a single postseason in Yankees history...are tied for the second-most in a postseason by any player age-22 or younger (Texas' Evan Carter, 10XBH in 2023; Los Angeles-NL's Cody Bellinger, 8XBH in 2017; Washington's Juan Soto, 8XBH in 2019)...had at least 1RBI in four straight games from ALDS Game 1 through ALCS Game 1, at the time, tied for the second-longest streak to begin a postseason in club history (Alex Rodriguez-7G in 2009).
- ▶ In ALDS Game 1 vs. Minnesota, hit a go-ahead two-run double in the fifth...in ALDS Game 3 at Minnesota, hit his first career postseason HR and collected his first postseason multi-hit game (3-for-4, 3R, 2 doubles, 1HR, 1RBI, 1SB)...at 22 years, 298 days old, became the second player under the age of 23 in Major League history to record three extra-base hits in a postseason game, joining Houston's Carlos Correa (1 double, 2HR) in 2015 ALDS Game 4 vs. Kansas City at 21 years, 20 days old...was the seventh Yankee of any age to do so, joining Babe Ruth (twice), Robinson Canó, Derek Jeter, Reggie Jackson, Hideki Matsui and Alex Rodriguez.
- ▶ In ALCS Game 1 win at Houston (3-for-5, 1R, 1 double, 1HR, 5RBI), had 3H for the second consecutive game and set a Yankees single postseason game RBI record for a player 22 years old or younger...at 22 years, 303 days old, became the third-ever player under the age of 23 to record 5RBI in a playoff game (Atlanta's Andruw Jones-5RBI in 1996 World Series Game 1 at the Yankees at 19 years, 180 days old, and Chicago-NL's Addison Russell-6RBI in 2016 World Series Game 6 at Cleveland at 22 years, 283 days old)...tied the Yankees' ALCS RBI record, joining Hideki Matsui, who did it twice (2004 ALCS Game 1 vs. Boston and 2004 ALCS Game 3 at Boston)...with his ALDS Game 3 at Minnesota (3-for-4, 3R, 2 doubles, 1HR, 1RBI, 1SB), was the second player in Major League history with at least 3H, including a double and a HR, in consecutive postseason games, joining Brooklyn's Roy Campanella in 1955 World Series Games 3-4 vs. the Yankees...was the 12th Yankee with 3H in consecutive playoff games and ninth to do so within the same postseason...batted cleanup in ALCS Game 4 vs. Houston, becoming the first Yankee under age 23 to bat fourth in the starting lineup in a playoff game.

2018

- ▶ Hit .271 (117-for-431) with 54R, 16 doubles, 24HR, 77RBI and 42BB in 123 games with the Yankees (104GS at 2B, 15 at SS)...ranked second among Major League rookies in RBI and fourth in HR...hit .538 (7-for-13) with 15RBI with the bases loaded.



- ▶ Ranked third in AL “Rookie of the Year” voting, collecting three second-place votes and 16 third-place votes...was a finalist for the *Sporting News* AL “Rookie of the Year.”
- ▶ Of his 24HR, 13 came with runners on base...ranked third in the Majors with seven three-run HR...of his 24HR, 12 tied the game (2) or gave the Yankees the lead (10)...hit 13HR from the ninth spot in the lineup, the most by a Yankee in a single season from the No. 9 spot in franchise history.
- ▶ Is one of 10 rookies in Yankees history to hit 20HR in a season.
- ▶ With teammate Miguel Andújar hitting 27HR, became the first pair of Yankees rookies to hit 20HR in the same season...according to *Elias*, were the eighth set of rookie teammates to both hit 20HR, and the first since Cincinnati’s Joey Votto and Jay Bruce in 2008...the Yankees became the sixth team in Major League history with multiple rookies with at least 20HR and 60RBI, joining the 2006 Marlins (Mike Jacobs, Dan Uggla, Josh Willingham), 1982 Twins (Gary Gaetti, Kent Hrbek), 1977 Athletics (Wayne Gross, Mitchell Page), 1975 Red Sox (Fred Lynn, Jim Rice) and 1960 Orioles (Jim Gentile, Ron Hansen).
- ▶ His 24HR marked the second-highest single-season total by a Yankee in his age-21 season or younger, behind 21-year-old Joe DiMaggio (29HR in 1936)...marked the third-most career HRs by a Yankee prior to turning 22, trailing only Mickey Mantle (57) and DiMaggio (29).
- ▶ Hit 15HR during the first half...is one of six Yankees rookies to hit at least 10HR before the All-Star break: Aaron Judge (30HR in 2017), Anthony Volpe (13HR in 2023), Miguel Andújar (12HR in 2018), Joe DiMaggio (11HR in 1936) and Nick Johnson (11HR in 2002)—credit: *Elias*...joined Andújar as the first Yankees rookies with at least 10HR before the All-Star break in the same season (first team to do so since the 2016 Dodgers: Corey Seager-17, Trayce Thompson-13).
- ▶ His 15HR before the All-Star Game were tied with Robinson Canó (15HR in 2011) for fourth-most by a Yankees second baseman entering the break, trailing only Canó (21HR in 2013, 20HR in 2012 and 16HR in 2010).
- ▶ Was twice named AL “Player of the Week:” 5/21-27 and 8/27-9/2.
- ▶ Started at 2B in first 20 games after his recall, with the Yankees going 17-3...became the first position player in the Modern Era (since 1900) to start and be on the winning side in 16 of his first 17 Major League games.
- ▶ Was the second-youngest Yankee to record at least 17H in his first 15 career games (4/22-5/6), just two weeks older than Ben Chapman, who collected 17H from 4/19-5/4/30...was one of three 21-year-olds in Yankees history to record hits in 12 of his first 15 career games (Joe DiMaggio, Frankie Crosetti)...was the youngest Yankee to collect at least 11RBI through his first 15 games.
- ▶ Made his Major League debut on 4/22 vs. Toronto at 21 years, 130 days old and was the ninth-youngest player to appear in a game in 2018...was the youngest position player to appear in a game for the Yankees since Melky Cabrera (age 20) in 2005...was 0-for-4 after being called from Triple-A Scranton/Wilkes-Barre prior to the game.
- ▶ Collected his first Major League hit on 4/23 vs. Minnesota (single off Tyler Kinley)...at 21 years, 131 days old, was the youngest Yankee to record a hit since Melky Cabrera (20y, 338d) on 7/15/05 at Boston.
- ▶ Doubled in 4/25 win vs. Minnesota...at 21 years, 133 days old, became the youngest Yankee to record an extra-base hit since Derek Jeter doubled on 9/26/95 at Milwaukee at 21 years, 92 days old.
- ▶ Stole his first career base in 4/30 loss at Houston...at 21 years, 138 days, was the youngest Yankee to steal a base since Bobby Murcer on 9/23/66 vs. Boston (20 years, 126 days)...the loss marked his first time being on the losing side of a Major League game, snapping a career-opening eight-game winning streak...became the fourth position player in the Modern Era (since 1900) to start and be on the winning side in each of his first eight Major League games, joining Atlanta C Evan Gattis (won and started his first 10G in 2013), Washington-AL OF Babe Ganzel (first 9G in 1927) and Philadelphia SS Dave Bancroft (first 8G in 1915)...two pitchers also started team wins in their first 8G: St. Louis’ Allen Watson (1993) and Chicago-AL’s John Whitehead (1935).
- ▶ Was named AL “Rookie of the Month” for May...in 24 games, hit .325/.380/.663 (27-for-83) with 13R, 9HR and 24RBI, leading all Major League rookies in batting average, HR and RBI during the month (min. 75AB)...was the fifth Yankee (eighth time) to win AL “Rookie of the Month”.
- ▶ Hit safely in nine straight games (5/2-11), the youngest Yankee to tally as long a hitting streak since Mickey Mantle had a 10G hitting streak from 6/24-7/3/52 (G1), ending at 20y, 257d.
- ▶ Had 3RBI, including a game-tying two-run ninth-inning single on 5/3 at Houston...became the youngest Yankee (age 21y, 141d) with a game-tying or go-ahead hit in the ninth inning-or-later since Bobby Murcer (20y, 134d) on 10/1/66 at Chicago-AL (RBI single in the ninth in a 5-3 win)...had 3RBI on 5/4, becoming the youngest Yankee (21y, 141d - 21y, 142d) ever with at least 3RBI in consecutive games (prev. Jerry Priddy, 21 years, 179 days, 5/6-7/41).
- ▶ Hit three-run HR—the first of his Major League career—on 5/4 vs. Cleveland...at age 21y, 142d, became the youngest Yankee to homer since John Ellis hit an inside-the-park HR on 5/17/69 vs. California (20y, 269d)...was the youngest Yankee to homer over the fence since Bobby Murcer (19y, 117d) on 9/14/65 at Washington-AL...at the time, became the youngest player born outside the U.S. to homer for the Yankees (prev. Jesús Montero, 21y, 281d on 9/5/11 vs. Baltimore)...was the youngest Yankees 2B ever to hit a HR (prev. Jerry Priddy, 21 years, 178 days on 5/6/41 vs. Detroit).
- ▶ Hit a three-run “walk-off” home run in the ninth inning on 5/6 vs. Cleveland, becoming the youngest player in franchise history (21 years, 144 days) to hit a “walk-off” HR (prev. Mickey Mantle, 21y, 185d on 4/23/53 vs. Boston)...according to *Elias*, is the third-youngest Yankee ever with a “walk-off” RBI, older than only Mark Koenig (age 21y, 76d on 10/3/1925 vs. Philadelphia) and Ben Chapman (age 21y, 121d on 4/25/1930 vs. Boston)...was the sixth Yankee with a “walk-off” HR within his first two career HRs, joining Clint Frazier (2017), Alfonso Soriano (1999), Mike Hegan (1967), Bob Grim (1957) and Frank LaPorte (1906).
- ▶ Homered in four straight games (5/21-25)...was 21 years and 163 days old on 5/25 and at the time, was the fourth-youngest player in the Modern Era (since 1900)—and youngest AL player—to homer in four consecutive games (Miguel Cabrera in 2004 at 20y, 362d; Andruw Jones in 1998 at 21y, 138d; Albert Pujols in 2001 at 21y 147d)—credit: *Elias*...was the second Yankees rookie to accomplish the feat (also Gary Sánchez, 4G from 9/17-21/16)...his four-game HR streak was tied for the longest by a second baseman in franchise history (also Joe Gordon from 7/24-27/40 and Tony Lazzeri from 5/21-24/36).



- ▶ Collected his first career multi-HR game in 5/21 win at Texas...at 21y, 159d old, became the second-youngest player in Yankees history with a multi-HR game (Mickey Mantle hit 2HR on 8/11/52 vs. Boston at 20y, 296d)...both HR came off RHP Bartolo Colon (44.362), who was 23y, 203d older than Torres...according to STATS, marked the third-largest age difference between an older pitcher and younger batter on a HR in Yankees history, behind a Mickey Mantle HR off Satchel Paige (25y, 105d difference) in 1951 and Bobby Murcer HR off Hoyt Wilhelm (23y, 298d difference) in 1969.
- ▶ Collected his second career "walk-off" hit with a 10th-inning RBI single on 5/29 vs. Houston at age 21y, 167d (also a three-run "walk-off" HR on 5/6 vs. Cleveland, age 21y, 144d)...is the youngest player in franchise history with two "walk-off" RBI in the same season...was his first career extra-inning hit.
- ▶ Homered at age 21 years, 182 days on 6/13 vs. Washington, in the same game as Nationals OF Juan Soto (19y, 231d)...according to STATS, their combined age of 41y, 48d was the youngest by opposing players to homer in the same game since Indianapolis' Egyptian Healy and the New York Giants' Mike Tiernan on 5/19/1887.
- ▶ Reached 50 career games on 6/19 vs. Seattle...through his 50th game, had 14HR and 35RBI...at the time, his 14HR were tied for seventh-most in AL history through a player's first 50 career games...were tied with Aaron Judge for third-most by a Yankee through 50G (Gary Sánchez-19 and Kevin Maas-15)...his 35RBI were eighth-most by a Yankee through his first 50 career games.
- ▶ Hit cleanup for the first time in his career on 6/30...at 21 years, 199 days, became the third-youngest cleanup hitter in Yankees history, behind Mickey Mantle (27G from 1951-53, first on 9/29/51-G1 vs. Boston at 19y, 344d) and Lou Gehrig (4G in 1923, first on 9/27/23 at Boston at 20y, 100d)...was the youngest since Mantle hit cleanup on 5/5/53 at Cleveland at 21 years, 197 days.
- ▶ Was the first Yankee—and sixth Major Leaguer—ever to hit at least 15HR in his first 60 career games at age 21-or-younger, joining Cody Bellinger (24), Adam Dunn (17), Willie Mays (17), Albert Pujols (17) and Frank Robinson (16)...became the second rookie in Yankees history to hit 15HR before the All-Star break (Judge-30HR in 2017).
- ▶ Was placed on the 10-day disabled list from 7/4 (effective 7/5) - 7/25 with a right hip strain...was removed from 7/4 win vs. Atlanta in the fifth with the injury...played three rehab games with Single-A Tampa.
- ▶ Was named via the Player Ballot to his first career All-Star team (did not play due to injury)...was the fourth Yankee to be named to the AL All-Star team at age 21-or-younger, joining Joe DiMaggio (age 21 in 1936), Mickey Mantle (ages 20-21 from 1952-53) and Willie Randolph (age 21 in 1976)...was the 12th Yankees rookie selected to an AL All-Star team, joining starters Aaron Judge (2017), Hideki Matsui (2003) and Joe DiMaggio (1936) and reserves Dellin Betances (2014), Masahiro Tanaka (2014), Willie Randolph (1976), Tom Tresh (1962), Ryne Duren (1958), Bobby Richardson (1957), Spec Shea (1947) and Joe Page (1944).
- ▶ Hit solo HR and three-run HR in 8/1 loss vs. Baltimore...was his second career 2HR game (also 5/21 at Texas)...became the second player in Yankees history to record at least two multi-HR games before turning 22 years old, joining Joe DiMaggio, who had three in 1936...at 21 years, 231 days old, was the youngest Yankee ever to record a second career multi-HR game, 10 days younger than DiMaggio was on 7/23/36 at St. Louis-AL (21y, 241d).
- ▶ Reached 50RBI in his 74th game on 8/5 at Boston, the seventh-fastest Yankee to 50RBI, behind Joe DiMaggio (46th game), Joe Gordon (53rd), Tony Lazzeri (57th), Bob Meusel (65th), Gary Sánchez (69th) and Mickey Mantle (73rd).
- ▶ Reached 20HR in his 93rd game on 8/27 vs. Chicago-AL, at the age of 21 years, 257 days...at the time, only eight other players as young as Torres in Major League history reached the milestone in as few games (Ronald Acuña Jr., Tony Conigliaro, Carlos Correa, Bob Horner, Albert Pujols, Frank Robinson, Giancarlo Stanton, Darryl Strawberry)...became the third Yankee ever to hit 20HR prior to turning 22 years old (Mickey Mantle-57, Joe DiMaggio-29).
- ▶ Had a career-long streak of four straight games with multiple RBI from 8/30-9/2 (2RBI in each game).
- ▶ Hit two-run HR and was 1-for-4 in 9/7 win at Seattle...the homer was his 100th career hit and at 21 years, 268 days of age, became the fourth-youngest Yankees player to reach the milestone behind Mickey Mantle (20 years, 193 days), Ben Chapman (21 years, 207 days) and Joe DiMaggio (21 years, 230 days).
- ▶ Made his postseason debut, batting .250 (4-for-16) with 1R in five playoff games.
- ▶ At age 21 years, 294 days, on the day of the AL Wild Card Game, became just the third Yankee since 1958 to appear in a postseason game at age 21-or-younger (also Jesús Montero at age 21y, 310d in ALDS Game 4 on 10/4/11 and Phil Hughes at age 21y, 102d in ALDS Game 1 on 10/4/07)...was the youngest position player to appear in a postseason game for the Yankees since INF Tom Carroll (age 19y, 15d) in World Series Game 5 on 10/2/55.
- ▶ Collected his first playoff hit in ALDS Game 1 at Boston, becoming the second-youngest player in Yankees history (21 years, 296 days) to record a postseason hit, behind Mickey Mantle (first postseason hit at 19 years old in 1951 World Series Game 2 vs. the New York Giants)...hit safely in all four games of the ALDS, the second-longest postseason hitting streak by a Yankee, age-21 or younger, behind Mickey Mantle (6G: 4G in 1952 at age-20, 2G in 1953 at age 21).
- ▶ Batted .347 (17-for-49) with 6R, 3 doubles, 1 triple, 1HR and 11RBI in 14 games with the RailRiders, appearing at 2B, SS and 3B...was named International League "Player of the Week" for 4/5-15 after hitting .385/.405/.564 (15-for-39) with 5R, 2 doubles, 1 triple, 1HR, 10RBI, 2BB and 15B in 10 games.

2017

- ▶ Played in 55 games between Double-A Trenton and Triple-A Scranton/Wilkes-Barre before missing the remainder of the season with a torn ulnar collateral ligament in his left elbow...combined to hit .287/.383/.480 (58-for-202) with 31R, 14 doubles, 2 triples, 7HR, 34RBI, 30BB and 7SB...recorded a .973 fielding percentage (5E/187CT) while playing in 28G at SS, 15G at 3B and 10G at 2B.
- ▶ Began the year with Trenton and hit .273/.367/.496 (33-for-121) with 22R, 10 doubles, 1 triple, 5HR, 18RBI, 17BB and 5SB in 32 games...reached safely in 27-of-32 games with the Thunder...at 20 years and 4 months, was the youngest player to make a 2017 Opening Day roster in the Eastern League.
- ▶ Was placed on the minor league D.L. from 4/19 (retroactive to 4/18) to 4/28 with mild right rotator cuff tendinitis.



- ▶ Was promoted to Scranton/WB on 5/22 and hit .309/.406/.457 (25-for-81) with 9R, 4 doubles, 1 triple, 2HR, 16RBI and 13BB in 23 games...reached safely in 21-of-23 games with the RailRiders.
- ▶ Suffered a torn UCL in his left (non-throwing) elbow on a slide at home plate in a 6-2 win in Game 1 of a doubleheader on 6/17 at Buffalo...underwent "Tommy John" surgery on 6/21.
- ▶ Attended his first Major League spring training as a non-roster invitee, hitting .448/.469/.931 (13-for-29) with 8R, 6 doubles, 1 triple, 2HR and 9RBI in 19 games...was named the recipient of the 2017 James P. Dawson Award, given annually to the outstanding Yankees rookie in spring training.
- ▶ Following the season, was tabbed by *Baseball America* as the Yankees' top prospect for the second consecutive season and the No. 6 overall prospect in baseball...*Baseball America* also labeled him as the Yankees' "Best Defensive Infielder" and as having the "Best Infield Arm."

2016

- ▶ Split the season with Single-A Myrtle Beach and Single-A Tampa, batting .270 (129-for-478) with 81R, 29 doubles, 5 triples, 11HR, 66RBI and 215B in 125 games.
- ▶ Began the season with Myrtle Beach and hit .275 (98-for-356) with 62R, 23 doubles, 3 triples, 9HR and 47RBI in 94G.
- ▶ Was traded to the Yankees from the Cubs on 7/25 and played in 31 games for Tampa, batting .254 (31-for-122) with 19R, 6 doubles, 2 triples, 2HR and 19RBI.
- ▶ After the season, played in 18 games for the Scottsdale Scorpions of the Arizona Fall League and was the recipient of the AFL's 2016 Joe Black MVP Award...at the time, was the youngest MVP in AFL history as he batted .403/.513/.645 (25-for-62) with 15R, 4 doubles, 1 triple, 3HR, 11RBI and 14BB...was also named the AFL "Player of the Week" twice and was named to the AFL Top Prospects Team and AFL Fall Stars Game.
- ▶ Following the season, was named by *Baseball America* as the No. 1 prospect in the Yankees organization, Baseball's No. 5 prospect overall, the FS's No. 2 prospect and the Carolina League's "Best Defensive Shortstop" and "Best Infield Arm"...was ranked the No. 3 overall prospect by MLB Pipeline and No. 4 overall prospect by ESPN.

2015

- ▶ Combined with Single-A South Bend and Single-A Myrtle Beach to bat .287 (140-for-487) with 54R, 24 doubles, 5 triples, 3HR, 64RBI and 225B in 126G...was fifth among all Cubs farmhands in batting average and stolen bases.
- ▶ Was named to the Midwest League Mid-Season and Postseason All-Star teams and was tabbed the Midwest League Prospect of the Year.
- ▶ Following the season, was named the top prospect in the Cubs organization by *Baseball America*, as well as the No. 41 overall prospect in baseball.

2014

- ▶ In his professional debut, combined to bat .297 (54-for-182) with 37R, 8 doubles, 6 triples, 2HR, 33RBI, 29BB and 10SB in 50 games with the AZL Cubs and short-season Single-A Boise...his .297 BA was the third-highest among all Cubs minor leaguers.
- ▶ Following the season, was tabbed by *Baseball America* as the No. 8 prospect in the Cubs organization.

2013

- ▶ Was signed by the Cubs as a non-drafted free agent on 7/2/13...was ranked by *Baseball America* as the No. 2 prospect in the 2013 international free agent class.

PERSONAL

- ▶ Full name is Gleyber David Torres Castro ("GLAY-burr").
- ▶ Played for Team Venezuela in the 2023 World Baseball Classic.
- ▶ In September 2023, made a \$30,000 donation to the I Love Venezuela Foundation...the I Love Venezuela Foundation is a 501c3 nonprofit dedicated to the attention of health, social development and education nonprofits in Venezuela...the foundation creates and channels resources to Non-Governmental Organizations that contribute to the well-being, human development and social transformation in Venezuela.
- ▶ In September 2020, was announced as a Special Olympics Global Ambassador, joining the Cubs' Willson Contreras as the first two Major League Baseball players to serve in the role...as an ambassador, works to build bridges of inclusion for people with intellectual disabilities spanning the Americas, specifically partnering with Special Olympics New York and Special Olympics Florida...in 2021, he partnered with the Special Olympics and Cubs catcher Willson Contreras for a Spanish-language fitness campaign, Escuela de Fuerza...the campaign, which translates to "school of strength," is aimed at Hispanic athletes with intellectual disabilities...the program provides at-home workout videos for those athletes that are avoiding public spaces.
- ▶ Was named a recipient of the Thurman Munson Award, presented in February 2020.
- ▶ Was honored in November 2018 with the Community Service Award by Hamilton-Madison House, a non-profit organization dedicated to providing non-English speaking residents with lessons in the English language, computer and career skills...spoke to event attendees about learning English after coming to the United States from Venezuela.

Torres' Career Batting Record

Year	Club	AVG	G	AB	R	H	2B	3B	HR	RBI	SH	SF	HP	BB	SO	SB	CS	E	OBP	SLG
2014	AZL Cubs	.279	43	154	33	43	6	3	1	29	0	4	0	25	33	8	7	14	.372	.377
	Boise	.393	7	28	4	11	2	3	1	4	0	0	4	7	2	0	5	.469	.786	
2015	South Bend	.293	119	464	53	136	24	5	3	62	1	4	2	43	108	22	13	26	.353	.386
	Myrtle Beach	.174	7	23	1	4	0	0	0	2	0	0	0	1	7	0	1	1	.208	.174
2016	Myrtle Beach	.275	94	356	62	98	23	3	9	47	5	1	5	42	87	19	10	19	.359	.433
	Tampa - a	.254	31	122	19	31	6	2	2	19	0	0	0	16	23	2	3	4	.341	.385
2017	Trenton	.273	32	121	22	33	10	1	5	18	0	0	1	17	21	5	4	0	.367	.496
	Scranton/WB	.309	23	81	9	25	4	1	2	16	0	1	1	13	26	2	2	5	.406	.457
2018	Scranton/WB	.347	14	49	6	17	3	1	1	11	0	2	0	5	10	1	1	2	.393	.510
	YANKEES - b	.271	123	431	54	117	16	1	24	77	1	5	5	42	122	6	2	17	.340	.480
	Tampa	.333	3	9	3	3	1	0	0	0	0	0	2	3	0	0	2	.455	.444	
2019	YANKEES	.278	144	546	96	152	26	0	38	90	1	6	3	48	129	5	2	20	.337	.535
2020	YANKEES - c	.243	42	136	17	33	8	0	3	16	0	0	2	22	28	1	0	9	.356	.368
2021	YANKEES - d, e	.259	127	459	50	119	22	0	9	51	2	4	1	50	104	14	6	19	.331	.366
	Somers	.500	1	2	1	1	0	0	1	1	0	0	0	2	0	0	0	.750	2.000	
	Scranton/WB	.167	2	6	0	1	0	0	0	0	0	1	0	1	0	0	0	.286	.167	
2022	YANKEES	.257	140	526	73	135	28	1	24	76	1	3	3	39	129	10	5	8	.310	.451
2023	YANKEES	.273	158	596	90	163	28	2	25	68	0	6	3	67	98	13	6	15	.347	.453
Minor League Totals		.285	376	1415	213	403	79	19	25	209	6	12	10	170	326	61	41	78	.363	.420
Major League Totals		.267	734	2694	380	719	128	4	123	378	5	24	17	268	610	49	21	88	.334	.454

Signed by the Chicago Cubs as a non-drafted free agent on July 2, 2013.

- a - Acquired by the Yankees from the Chicago Cubs along with RHP Adam Warren, OF Billy McKinney and OF Rashad Crawford in exchange for LHP Aroldis Chapman on July 25, 2016.
- b - Placed on the 10-day disabled list from July 4 (effective July 5) - July 25, 2018 with a right hip strain.
- c - Placed on the 10-day injured list from August 24 (retroactive to August 21) - September 5, 2020 with a left hamstring strain.
- d - Placed on the COVID-19 injured list from May 13 - 19, 2021.
- e - Placed on the 10-day injured list from August 9 - September 3, 2021 with a left thumb sprain.

Torres' Postseason Record

Year	Club vs. Opp.	AVG	G	AB	R	H	2B	3B	HR	RBI	SH	SF	HP	BB	SO	SB	CS	E	OBP	SLG
2018	NY Yankees vs. OAK (WC)	.000	1	3	0	0	0	0	0	0	0	0	0	0	1	0	0	0	.000	.000
	NY Yankees vs. BOS (DS)	.308	4	13	1	4	0	0	0	0	0	0	0	2	2	0	0	0	.400	.308
2019	NY Yankees vs. MIN (DS)	.417	3	12	5	5	3	0	1	4	0	0	0	1	2	2	0	0	.462	.917
	NY Yankees vs. HOU (CS)	.280	6	25	3	7	2	0	2	6	0	0	0	2	4	0	0	2	.333	.600
2020	NY Yankees vs. CLE (WC)	.714	2	7	3	5	0	0	1	3	0	0	0	3	0	0	0	0	.800	1.143
	NY Yankees vs. TB (DS)	.313	5	16	2	5	0	0	1	2	0	0	0	4	6	2	0	1	.450	.500
2021	NY Yankees vs. BOS (WC)	.000	1	4	0	0	0	0	0	0	0	0	0	0	0	0	0	0	.000	.000
2022	NY Yankees vs. CLE (DS)	.158	5	19	4	3	0	0	0	0	0	0	0	2	3	2	0	0	.238	.158
	NY Yankees vs. HOU (CS)	.200	4	15	0	3	0	0	0	2	0	0	0	1	7	0	0	1	.250	.200
Wild Card Totals		.357	4	14	3	5	0	0	1	3	0	0	0	3	1	0	0	0	.471	.571
LDS Totals		.283	17	60	12	17	3	0	2	6	0	0	0	9	13	6	0	1	.377	.433
LCS Totals		.250	10	40	3	10	2	0	2	8	0	0	0	3	11	0	0	3	.302	.450
POSTSEASON TOTALS		.281	31	114	18	32	5	0	5	17	0	0	0	15	25	6	0	4	.364	.456

Torres' All-Star Game Record

Year	Club, Site	AVG	G	AB	R	H	2B	3B	HR	RBI	SH	SF	HP	BB	SO	SB	CS	E	OBP	SLG
2018	NY Yankees, Washington	Selected - Did Not Play (Injured)																		
2019	NY Yankees, Cleveland	.500	1	2	0	1	0	0	0	0	0	0	0	0	1	0	0	0	.500	.500
All-Star Game Totals		.500	1	2	0	1	0	0	0	0	0	0	0	0	1	0	0	0	.500	.500

Torres' World Baseball Classic Record

Year	Country, Site	AVG	G	AB	R	H	2B	3B	HR	RBI	SH	SF	HP	BB	SO	SB	CS	E	OBP	SLG
2023	Venezuela, Arizona	.100	3	10	2	1	0	0	0	0	0	0	0	3	3	0	0	0	.308	.100
WBC Totals		.100	3	10	2	1	0	0	0	0	0	0	0	3	3	0	0	0	.308	.100

Torres' Career Fielding Record

Position	PCT	G	PO	A	E	TC	DP
Second Base	.976	462	735	1,030	44	1,809	229
Shortstop	.949	252	278	548	44	870	98

Torres' Career Home Run Chart

MULTI-HOMER GAMES: 14. **TWO-HOMER GAMES:** 14, last on 5/24/23 vs. BAL. **THREE-HOMER GAMES:** None. **GRAND SLAMS:** 2, last on 8/2/19 vs. BOS (Eduardo Rodriguez). **PINCH-HIT HR:** None. **INSIDE-THE-PARK HR:** None. **"WALK-OFF" HR:** 2, last on 5/8/22 vs. TEX-G1 (John King). **LEADOFF HR:** None.

Torres' Career Bests and Streaks

HITS: 4 - 4 times (last on 9/14/22 at BOS). **RUNS:** 4, 9/21/22 vs. PIT. **2B:** 2 - 4 times (last on 9/14/23-G1 at BOS). **3B:** 1 - 4 times (last on 7/15/23 at COL). **HR:** 2 - 14 times (last on 5/24/23 vs. BAL). **RBI:** 6, 8/12/19 vs. BAL-G2. **BB:** 3 - 5 times (last on 9/15/23 at PIT). **SO:** 4, 6/22/21 vs. KC. **SB:** 3, 8/13/23 at MIA. **HIT STREAK:** 15g, 7/6-26/23. **"WALK-OFF" HITS:** 7, last on 5/8/22 vs. TEX-G1 (HR).

Player of the Month: None

Player of the Week: 2 times (last: 8/27-9/2/18)

Rookie of the Month: May 2018



JOSE TREVINO • C

39

HT: 5-10 • **WT:** 215 • **BATS:** R • **THROWS:** R
BIRTHDATE: 11/28/92 • **OPENING DAY AGE:** 31
BIRTHPLACE: Corpus Christi, Tex.
RESIDES: Corpus Christi, Tex.
COLLEGE: Oral Roberts University
M.L. SERVICE: 4 years, 63 days



FRONT OFFICE

2024 YANKEES
TREVINO

2023 REVIEW

OPPONENTS

HISTORY & RECORDS

YANKEE STADIUM

PLAYER DEVELOPMENT

MEDIA

STATUS

- ▶ Was acquired by the Yankees from the Texas Rangers in exchange for RHP Albert Abreu and LHP Robert Ahlstrom on April 2, 2022.

CAREER NOTES

- ▶ Made his first All-Star team in 2022 with the Yankees.
- ▶ Won his first career Gold Glove Award and was named the AL Platinum Glove winner in 2022...was just the third Yankees catcher (sixth time) to win a Gold Glove, joining Thurman Munson (1973-75) and Elston Howard (1963-64)...he was also the first Yankee and the first AL catcher to win the Platinum Glove since its initiation in 2011.
- ▶ As a Yankee (since 2022), has hit .326 (42-for-129) with 7 doubles, 1 triple, 2HR, 41RBI, 6BB, 2HP and 15F with runners in scoring position.
- ▶ Has posted a 3.28 catcher's ERA as a Yankee (since 2022), ranking second in the Majors (first in the AL) over that span (min. 80 games).
- ▶ Over parts of six Major League seasons (2018-23), has posted a .993 fielding percentage (17E/2,419TC) in 318 career games (269 starts) as a catcher.
- ▶ Has made the postseason once in his career (2022 with the Yankees).
- ▶ Has made four Opening Day rosters (2020-21 with Texas and 2022-23 with the Yankees).

CAREER HIGHLIGHTS

AL All-Star Team

- ▶ 2022

AL Gold Glove

- ▶ 2022

AL Platinum Glove

- ▶ 2022

2023

- ▶ Hit .210 (33-for-157) with 15R, 4 doubles, 4HR, 15RBI and 8BB in 55 games...missed the second half of the season after undergoing surgery on his right wrist.
- ▶ Posted a .993 fielding percentage (3E/431TC) in 54 games (49 starts) as a catcher.
- ▶ Recorded a 3.64 catcher's ERA...at the time he was placed on the injured list on 7/21, ranked fifth in the Majors in catcher's ERA.
- ▶ Made his second career Opening Day start and first with the Yankees on 3/30 vs. San Francisco, going 1-for-3 with 1R.
- ▶ Hit his first home run of the year with a two-run shot in the seventh inning on 4/5 vs. Philadelphia, marking his 100th and 101st career RBI.
- ▶ Hit 2HR in a three-game span from 4/27-5/1.
- ▶ Hit a pinch-hit "walk-off" single in the 10th inning on 5/3 vs. Cleveland...marked his fourth career "walk-off" hit and his third with the Yankees (also a "walk-off" single in the 13th inning on 6/10/22 vs. Chicago-NL, a "walk-off" single in the 11th inning on 5/24/22 vs. Baltimore and a "walk-off" single in the ninth inning on 6/17/18 vs. Colorado with Texas)...was one of two pinch-hit "walk-off" hits by a Yankee this season (also DJ LeMahieu's "walk-off" single in the ninth inning on 4/22 vs. Toronto)...was the first pinch-hit "walk-off" hit by a Yankee in extra innings since his own "walk-off" single in the 13th inning on 6/10/22 vs. Chicago-NL.
- ▶ Was placed on the 10-day injured list on 5/18 with a left hamstring strain...missed 11 team games...was reinstated on 5/30.
- ▶ Was placed on the 10-day injured list on 7/21 (retroactive to 7/18) with a right wrist tear and missed the remainder of the season...underwent surgery on his right wrist on 7/26...the procedure was performed by Dr. Paul Hovis at TMI Sports Medicine & Orthopedic Surgery...was transferred to the 60-day injured list on 8/1...missed the final 67 games of the season.

2022

- ▶ In his first season with the Yankees, batted .248 (83-for-335) with 39R, 12 doubles, 1 triple, 11HR, 43RBI, 15BB, 2HP, 15F and 2SB in 115 games...recorded career highs in games, runs scored, hits, HR and RBI.
- ▶ Won his first career Gold Glove Award and was named the AL Platinum Glove winner...was just the third Yankees catcher (sixth time) to win a Gold Glove, joining Thurman Munson (1973-75) and Elston Howard (1963-64)...he was also the first Yankee and the first AL catcher to win the Platinum Glove since its initiation in 2011.
- ▶ According to Sports Info Solutions, his 21 defensive runs saved were the most in the Majors among catchers.
- ▶ His 3.09 catcher's ERA was the third-lowest in the Majors.
- ▶ Posted a .993 fielding percentage (6E/866TC) in 112 games (89 starts) at catcher...had just two passed balls.



- ▶ Hit .355/.396/.505 (33-for-93) with 6 doubles, 1 triple, 2HR, 31RBI, 6BB, 1HP and 1SF with RISP...his .355 BA was the fifth-highest in the Majors and the second-highest in the AL.
- ▶ Recorded a career-high-tying 3RBI three times (5/16 at Baltimore, 5/24 vs. Baltimore, 6/3 vs. Detroit).
- ▶ Was acquired by the Yankees from the Texas Rangers in exchange for RHP Albert Abreu and LHP Robert Ahlstrom on April 2, 2022.
- ▶ Was 5-for-10 (.500) with 2R, 1 double, 2RBI and 1SB over his first five games of the season (4/8-16)...also had a career-high nine-game hitting streak from 9/22/21-4/16/22, batting .484/.500/.710 (15-for-31) with 6R, 1 double, 2HR, 5RBI, 1BB and 1SB over that span.
- ▶ Made his Yankees debut on Opening Day vs. Boston, entering the game in the 11th inning as a defensive replacement at catcher (did not bat).
- ▶ Picked up his first hit as a Yankee with a single in the fourth inning on 4/10 vs. Boston.
- ▶ Stole his second career base on 4/14 vs. Toronto...was the first Yankees catcher to steal a base since Austin Romine on 7/20/19 vs. Colorado...also stole a base later in the year on 7/14 vs. Cincinnati.
- ▶ Reached base safely in 16 of his 19 starts from 5/8-6/11...hit safely in 15 of those games.
- ▶ Batted .440/.472/.800 (22-for-50) with 9R, 1 double, 1 triple, 5HR, 15RBI and 3BB over 18 games from 5/16-6/11.
- ▶ Hit his first HR of the year on 5/16 at Baltimore with a three-run HR in the fourth inning...was his first HR since 10/1/21 vs. Cleveland with Texas...also recorded a career-high-tying 3RBI (most since 9/8/21 at Arizona with Texas).
- ▶ On 5/24 vs. Baltimore, hit a solo HR in the third inning, a game-tying RBI single in the seventh inning and a "walk-off" single in the 11th inning...marked his second career "walk-off" hit (also a "walk-off" single in the ninth inning on 6/17/18 vs. Colorado with Texas)...marked his first game of the season with at least 3H and his first such game since 9/25/21 at Baltimore (3H)...also reached base four times, setting a new career high.
- ▶ Hit his first career triple on 6/3 vs. Detroit.
- ▶ Hit a pinch-hit "walk-off" single in the 13th inning on 6/10 vs. Chicago-NL...was the first pinch-hit "walk-off" hit by a Yankee in extra innings since Ryan LaMarre's pinch-hit "walk-off" single on 7/21/21 vs. Philadelphia in the 10th inning...was his third career "walk-off" hit...also hit a "walk-off" single in the 11th inning on 5/24/22 vs. Baltimore and a "walk-off" single in the ninth inning on 6/17/18 vs. Colorado with Texas.
- ▶ Hit a go-ahead two-run HR in the eighth inning on 6/22 at Tampa Bay...was his sixth HR of the season (in just his 45th game of the season), surpassing his previous career high (previous: 5HR in 89 games in 2021)...marked his third hit of the season that gave the Yankees the lead in the eighth inning-or-later (also a "walk-off" single in the 13th inning on 6/10 vs. Chicago-NL and a "walk-off" single in the 11th inning on 5/24 vs. Baltimore)...had two such hits in his career prior to 2022.
- ▶ Batted .319/.338/.522 (22-for-69) with 8R, 5 doubles, 3HR, 10RBI, 2BB and 1SB over a 17-start stretch from 7/7-8/8...reached base in 14 of those 17 starts.
- ▶ Was named to his first career All-Star Game...was selected via the player ballot...entered the game as a defensive replacement at catcher in the fifth inning and recorded a single off Milwaukee's Devin Williams in the seventh inning (1-for-2).
- ▶ Recorded a career-high 4H on 7/24 at Baltimore...marked just the second time since 2015 a Yankees catcher recorded 4H in a game (also Gary Sánchez's 4H on 5/19/18 at Kansas City)...also reached base a career-high-tying four times (also four times on 5/24 vs. Baltimore).
- ▶ In the month of August, hit .286/.313/.442 (22-for-77) with 11R, 3 doubles, 3HR, 7RBI, 2BB, and 1HP over 21 games...reached base in 15 of those 21 games.
- ▶ Over an 11-game span from 8/1-17, batted .326/.326/.543 (15-for-46) with 4R, 1 double, 3HR and 6RBI...hit safely in nine of those 11 games.
- ▶ Recorded his first career multi-HR game on 8/1 vs. Seattle, hitting a solo HR in the fourth inning and a solo HR in the eighth inning...was the second time a Yankees batter hit 2HR from the No. 9 spot in the lineup in 2022 (also Joey Gallo's 2HR on 6/9/22 at Minnesota)...marked just the third time in franchise history the Yankees have had multiple such games in a single season (also Russell Martin twice in 2011 and Juan Rivera and John Flaherty both did so in 2003).
- ▶ Homered in back-to-back games for the first time in his career from 8/1-2, hitting 3HR in that span.
- ▶ Left the game on 9/16 at Milwaukee in the seventh inning with a right knee contusion.
- ▶ Hit his career-high 11th HR of the season with a go-ahead solo HR in the fourth inning on 10/5 at Texas...snapped a career-high 39-game homerless streak from 8/5-10/4-G2 (previous: 32G from 6/22-9/22/21).
- ▶ Made the postseason for the first time in his career...started seven of the Yankees' nine postseason games...made his postseason debut in ALDS Game 1 vs. Cleveland, driving in the Yankees' go-ahead run with a fifth-inning sac fly...picked up his only hit of the postseason in ALDS Game 5 vs. Cleveland with a single off James Karinchak in the sixth inning.

2021

- ▶ Hit .239 (68-for-285) with 23R, 14 doubles, 5HR, 30RBI and 12BB in 89 games with the Rangers...made his second career Opening Day roster...made a team-high 81 starts at catcher.
- ▶ Was placed on the 10-day injured list on 6/29 with a right forearm contusion...made a rehab assignment with Double-A Frisco from 7/16-22, batting .286 (6-for-21) with 5R, 2 doubles, 1HR, 4RBI and 2BB in six games...was reinstated from the I.L. on 7/23.
- ▶ Stole his first career base on 7/28 vs. Arizona.
- ▶ Batted .286 (26-for-91) with 9R, 8 doubles, 2HR, 13RBI and 6BB in his final 26 games from 8/18-10/3...raised his BA from .216 to .239 in that span.



- ▶ Started eight straight games at catcher from 8/21-29 with Jonah Heim on the COVID-19 injured list...it marked the most consecutive games started by a Texas catcher since Gerald Laird who also started eight straight games from 5/10-17/07.
- ▶ Hit 2HR in a four-game span from 9/25-10/1.

2020

- ▶ Hit .250 (19-for-76) with 10R, 8 doubles, 2HR, 9RBI and 3BB in 24 games with the Rangers over two stints with the club (7/24-8/5 and 8/14-9/27)...made his first career Opening Day roster...tied for third among AL rookies in doubles.
- ▶ Was optioned to the Alternate Site on 8/5 and recalled on 8/14...after being recalled, hit .342 (13-for-38) with 6R, 6 doubles, 1HR and 3RBI in his first 11 games back with the club (8/14-26).
- ▶ Made his first career appearance at 1B in the 10th inning on 8/19 at San Diego.
- ▶ Notched multiple hits in six of nine games from 8/15-25 and five of six games from 8/19-25.
- ▶ Recorded multiple hits in a career-high four straight games from 8/19-22...recorded at least one extra-base hit in each of those games, becoming the second catcher in franchise history to record at least four straight multi-hit games with at least 1XBH... joined Iván Rodríguez who accomplished the feat twice: 6/10-14/00 and 8/14-18/02).
- ▶ Left the game on 9/9 vs. Los Angeles-AL when he injured his wrist on a swinging strike in the fourth inning...X-rays were negative.
- ▶ Was placed on the 10-day injured list on 9/13 (retroactive to 9/11) with a left wrist impingement and missed the remainder of the season.
- ▶ Ranked among AL rookie leaders in doubles (tied for second) and extra-base hits (sixth) at the time of his I.L. placement on 9/13.

2019

- ▶ Hit .258 (31-for-120) with 18R, 9 doubles, 2HR, 13RBI and 3BB in 40 games with the Texas Rangers...threw out 6-of-15 attempted base stealers (40.0%).
- ▶ Began the season with Triple-A Nashville, batting .226 (33-for-146) with 16R, 10 doubles, 2HR, 22RBI and 8BB in 40 games.
- ▶ Made a minor league rehab assignment with the AZL Rangers from 6/24-7/8, batting .167 (6-for-36) with 3R, 1 double, 1HR, 6RBI and 2BB in 11 games.
- ▶ Was recalled from Triple-A Nashville on 8/2 and made his season debut on 8/3 vs. Detroit...remained at the Major League level for the remainder of the season.
- ▶ Batted .281 (18-for-64) with 11R, 4 doubles, 2HR, 7RBI and 2BB in his first 19 starts from 8/3-9/8.
- ▶ Hit his first career Major League home run with a solo HR in the fourth inning on 8/19 vs. Los Angeles-AL off Dillon Peters.
- ▶ Batted .296/.306/.432 (24-for-81) with 13R, 8 doubles, 1HR, 10RBI and 2BB in his final 24 games of the season from 8/28-9/29.

2018

- ▶ Saw his first Major League action going 2-for-8 with 3RBI in three games over one stint with the Texas Rangers (6/15-18).
- ▶ Began the season with Double-A Frisco and hit .234 (43-for-184) with 18R, 7 doubles, 1 triple, 3HR, 16RBI and 13BB in 46 games with the club...threw out 14-of-43 (32.6%) of attempted base stealers.
- ▶ Was recalled from Double-A Frisco on 6/15 and appeared in all three games of a three-game set vs. Colorado, going 2-for-8 with 3RBI.
- ▶ Made his Major League debut on 6/15 vs. Colorado, entering the game as a pinch hitter in the second inning and remaining in the game at catcher (0-for-4).
- ▶ Recorded his first career hit and RBI on 6/16 vs. Colorado with an RBI single in the seventh inning off Kyle Freeland...marked his first career start.
- ▶ Recorded his first career "walk-off" hit with a "walk-off" two-run single in the ninth inning on Father's day on 6/17 vs. Colorado...had entered the game as a defensive replacement at catcher in the ninth inning.
- ▶ Was optioned to Double-A Frisco on 6/18.
- ▶ Underwent season-ending surgery on 7/20 on his left (non-throwing) shoulder to repair a tear of the posterior labrum...the surgery was performed by Dr. Keith Meister.

2017

- ▶ In 105 games with Double-A Frisco, hit .241 (97-for-402) with 12 doubles, 7HR, 42RBI and 19BB...was tabbed a Texas League Mid-Season and Postseason All-Star.
- ▶ Won a minor league Gold Glove Award for his second straight season after throwing out 33-of-80 (41.3%) of attempted base stealers and recording just three passed balls...was also named the Rangers Minor League Defender of the Year.
- ▶ Struck out just once every 9.61 plate appearances, the third-best mark in the Texas League.
- ▶ Was added to the 40-man roster on 11/20.



2016

- ▶ Batted .303 (131-for-433) with 67R, 30 doubles, 9HR, 68RBI and 26BB in 109 games with Single-A High Desert... was named a California League Mid-Season and Postseason All-Star...was also tabbed the Rangers Tom Grieve Minor League Player of the Year.
- ▶ Ranked among California League leaders in batting average (seventh) and doubles (tied for eighth)...struck out in just 10.5% of his plate appearances, the lowest among all Texas farmhands.
- ▶ Won a minor league Gold Glove Award after throwing out 47-of-98 attempted base stealers (48.0%).
- ▶ Following the season, played for the Surprise Saguaros in the Arizona Fall League, batting .230 (17-for-74) with 8R, 4 doubles, 2HR, 7RBI and 3BB in 18 games...was named an AFL Rising Star.

2015

- ▶ Spent the season with Single-A Hickory, batting .262 (111-for-424) with 62R, 19 doubles, 2 triples, 14HR, 63RBI and 18BB in 112 games...marked his first full season as a catcher, appearing in 87 games behind the plate... threw out 31-of-92 (33.7%) of attempted base stealers, the fifth-highest percentage in the SAL.
- ▶ Was named a South Atlantic League Mid-Season All-Star.
- ▶ Following the season, was tabbed an Organization All-Star by MiLB.com.
- ▶ Also played for the Surprise Saguaros in the Arizona Fall League, batting .217 (5-for-23) with 1R and 2RBI in six games.

2014

- ▶ Made his professional debut with short-season Single-A Spokane, batting .257 (74-for-288) with 58R, 22 doubles, 3 triples, 9HR, 49RBI and 23BB in 72 games...played defensively at catcher, second base, third base and shortstop.
- ▶ Ranked among the Northwest League leaders in home runs (tied for third), RBI (fourth) and doubles (fourth, 22).
- ▶ Was named a Northwest League Mid-Season All-Star and was tabbed the MiLB.com Top Star of the Game at the NWL All-Star Game, hitting a pair of doubles.
- ▶ Was named the NWL "Player of the Week" for 7/7-13 after hitting .321 (9-for-28) with 7R, 1 double, 1HR, 9RBI and 1BB in six games.

PERSONAL

- ▶ Is a 2011 graduate of John Paul II High School in Corpus Christi, Texas...led the school to back-to-back state titles in 2010 and 2011...had his #21 retired at the John Paul II Baseball Booster Potluck Dinner on 2/11/16.
- ▶ Attended Oral Roberts University (Texas) from 2012-14...in 2014, was tabbed as the shortstop on the Southland Conference All-Conference Second Team after earning a spot on the third team as a catcher in 2013...was inducted into the school's Athletic Department Hall of Fame on 2/1/20 during halftime of an ORU men's basketball game...made an in-season transition from third base to shortstop for the Golden Eagles as a junior.
- ▶ Was named the Yankees' nominee for the 2022 Roberto Clemente Award, his second career nomination (also 2021 with Texas).
- ▶ Was named by the MLB Players Alumni Association as the Yankees' 2022 Heart and Hustle Award winner... the award honors active players who demonstrate a passion for the game of baseball and best embody the values, spirit and traditions of the game.
- ▶ In December 2022, surprised the Uvalde Little League team... Trevino arrived in a stretch limo and greeted each kid with a Yankees hat...after a group shopping trip and a drive around San Antonio, Trevino took the team and their families to Six Flags Fiesta Texas — which he rented out for the day — to ride roller coasters and play games...he capped off the day with a Q&A session where he talked with the kids and gave away prizes.
- ▶ Was the recipient of the 2021 Harold McKinney Good Guy Award, as presented by the Dallas-Fort Worth chapter of the Baseball Writers Association of America...was also the Rangers' nominee for the 2021 Roberto Clemente Award...wore No. 21 in Clemente's honor on 9/15/21 vs. Houston with Texas.
- ▶ Was the recipient of the 2020 Richard Durrett Hardest Working Man Award as selected by the Dallas-Fort Worth chapter of the Baseball Writers Association of America...the award is presented annually to a player who demonstrates significant improvement over the previous season or seasons through hard work.
- ▶ Has partnered with Big League Impact to raise money for Special Hearts in the Arts.
- ▶ Since 2017, has held Trevino's Toy Drive, a project that has collected thousands of toys and raised thousands of dollars for families in need of assistance during the holidays...his toy drive has benefitted organizations such as the Boys and Girls Club of Alice, West Side Helping Hand and Operation Once in a Lifetime.
- ▶ Has raised money for charity through the sales of his "Hip Hip Jose" t-shirts.



Trevino's Career Batting Record

Year	Club	AVG	G	AB	R	H	2B	3B	HR	RBI	SH	SF	HP	BB	SO	SB	CS	E	OBP	SLG
2014	Spokane	.257	72	288	58	74	22	3	9	49	0	5	3	23	50	2	0	10	.313	.448
2015	Hickory	.262	112	424	62	111	19	2	14	63	3	3	1	18	60	1	4	6	.291	.415
2016	High Desert	.303	109	433	67	131	30	0	9	68	0	4	2	26	49	2	1	2	.342	.434
2017	Frisco	.241	105	402	39	97	12	0	7	42	1	1	0	19	44	1	2	3	.275	.323
2018	Frisco	.234	46	184	18	43	7	1	3	16	0	3	1	13	27	0	1	1	.284	.332
	TEXAS	.250	3	8	0	2	0	0	0	3	0	0	0	0	1	0	0	0	.250	.250
2019	Nashville	.226	40	146	16	33	10	0	2	22	0	2	0	8	28	2	0	0	.263	.336
	AZL Rangers	.167	11	36	3	6	1	0	1	6	0	0	0	2	2	0	0	2	.211	.278
	TEXAS	.258	40	120	18	31	9	0	2	13	1	2	0	3	27	0	0	1	.272	.383
2020	TEXAS - a	.250	24	76	10	19	8	0	2	9	1	2	1	3	15	0	0	1	.280	.434
2021	TEXAS - b	.239	89	285	23	68	14	0	5	30	2	3	0	12	57	1	1	6	.267	.340
	Frisco	.286	6	21	5	6	2	0	1	4	0	0	0	2	4	0	0	1	.348	.524
2022	YANKEES - c	.248	115	335	39	83	12	1	11	43	0	1	2	15	62	2	1	6	.283	.388
2023	YANKEES - d,e	.210	55	157	15	33	4	0	4	15	1	0	2	8	22	0	0	3	.257	.312
Minor League Totals		.259	501	1934	268	501	103	6	46	270	4	18	7	111	264	8	8	25	.299	.390
Major League Totals		.241	326	981	105	236	47	1	24	113	5	8	5	41	184	3	2	17	.272	.364

Selected by the Texas Rangers in the sixth round of the 2014 First-Year Player Draft.

a – Placed on the 10-day injured list from September 13 (retroactive to September 11) - end of the season with a left wrist impingement.

b – Placed on the 10-day injured list from June 29 - July 23, 2021 with a right forearm contusion.

c – Acquired by the Yankees from the Texas Rangers in exchange for RHP Albert Abreu and LHP Robert Ahlstrom on April 2, 2022.

d – Placed on the 10-day injured list from May 18 - 30, 2023 with a left hamstring strain.

e – Placed on the 10-day injured list on July 21, 2023 (retroactive to July 18) - end of the season with a right wrist tear... was transferred to the 60-day injured list on August 1, 2023.

Trevino's Postseason Record

Year	Club vs. Opp.	AVG	G	AB	R	H	2B	3B	HR	RBI	SH	SF	HP	BB	SO	SB	CS	E	OBP	SLG
2022	NY Yankees vs. CLE (DS)	.091	4	11	0	1	0	0	0	1	0	1	0	0	4	0	0	0	.083	.091
	NY Yankees vs. HOU (CS)	.000	3	11	0	0	0	0	0	0	0	0	0	0	2	0	0	0	.000	.000
LDS Totals		.091	4	11	0	1	0	0	0	1	0	1	0	0	4	0	0	0	.083	.091
LCS Totals		.000	3	11	0	0	0	0	0	0	0	0	0	0	2	0	0	0	.000	.000
POSTSEASON TOTALS		.045	7	22	0	1	0	0	0	1	0	1	0	0	6	0	0	0	.043	.045

Trevino's All-Star Game Record

Year	Club, Site	AVG	G	AB	R	H	2B	3B	HR	RBI	SH	SF	HP	BB	SO	SB	CS	E	OBP	SLG
2022	NY Yankees, Los Angeles	.500	1	2	0	1	0	0	0	0	0	0	0	0	0	0	0	0	.500	.500
All-Star Game Totals		.500	1	2	0	1	0	0	0	0	0	0	0	0	0	0	0	0	.500	.500

Trevino's Career Fielding Record

Position	PCT	G	PO	A	E	TC	DP
Catcher	.993	318	2,310	92	17	2,419	7
First Base	1.000	1	1	0	0	1	0

Trevino's Career Home Run Chart

MULTI-HOMER GAMES: 1, on 8/1/22 vs. SEA. **THREE-HOMER GAMES:** None. **GRAND SLAMS:** None. **PINCH-HIT HR:** None. **INSIDE-THE-PARK HR:** None. **"WALK-OFF" HR:** None. **LEADOFF HR:** None.

Trevino's Career Bests and Streaks

HITS: 4, 7/24/22 at BAL. **RUNS:** 3 - 2 times (last on 8/25/22 at OAK). **2B:** 2 - 3 times (last on 8/18/21 vs. SEA). **3B:** 1, 6/3/22 vs. DET. **HR:** 2, 8/1/22 vs. SEA. **RBI:** 3 - 7 times (last on 4/20/23 vs. LAA). **BB:** 2, 9/1/20 at HOU. **SO:** 3 - 2 times (last on 9/7/22-G2 vs. MIN). **SB:** 1 - 3 times (last on 7/14/22 vs. CIN). **HIT STREAK:** 9g, 9/22/21-4/16/22. **"WALK-OFF" HITS:** 4, last on 5/3/23 vs. CLE (single).

Player of the Month: None

Player of the Week: None

Rookie of the Month: None



ALEX VERDUGO • OF



24

HT: 6-0 • **WT:** 209 • **BATS:** L • **THROWS:** L
BIRTHDATE: 5/15/96 • **OPENING DAY AGE:** 27
BIRTHPLACE: Tucson, Ariz.
RESIDES: Tucson, Ariz.
M.L. SERVICE: 5 years, 78 days

STATUS

- ▶ Was acquired by the Yankees from the Boston Red Sox in exchange for RHP Greg Weissert, RHP Richard Fitts and RHP Nicholas Judice on December 5, 2023.

CAREER NOTES

- ▶ Over seven Major League seasons with the Los Angeles Dodgers (2017-19) and Boston Red Sox (2020-23), has hit .281 (654-for-2,327) with 335R, 152 doubles, 10 triples, 57HR, 255RBI and 191BB in 651 games.
- ▶ Has hit .290 (477-for-1,644) with 119 doubles, 6 triples, 50HR and 142BB against right-handed pitching.
- ▶ His 108 doubles over the last three seasons (2021-23) are the fourth-most in the American League and tied for the seventh-most in the Majors.
- ▶ Since 2020, his 6.47 plate appearances per strikeout is the 16th best among the 126 Major Leaguers with at least 1,500 plate appearances in that span...is also one of just two Major League players to strike out less than 100 times in each of the last three seasons (min. 600PA), joining Cleveland's José Ramírez.
- ▶ Has appeared at all three outfield positions in his career, playing 291 games (255 starts) in right field, 251 games (216 starts) in left field and 118 games (100 starts) in center field...is one of just eight Major League outfielders (min. 50% of games in OF) to appear in at least 140 games in each of the last three seasons (2021-23).
- ▶ Since 2020, 26 of his 43 home runs have either tied the game (four) or given his team the lead (22).
- ▶ His six "walk-off" hits since 2021 are tied with Jorge Alfaro and Jean Segura for the most in the Majors in that span.
- ▶ Has made five career Opening Day rosters (2019 with the Dodgers and 2020-23 with the Red Sox).
- ▶ Has made the postseason once with the Red Sox (2021)...has hit .310/.383/.452 (13-for-42) with 5R, 3 doubles, 1HR, 6RBI, 5BB and 15B in 11 postseason games...started all 11 games in LF and appeared in two games in both CF and RF...reached base safely in each of his first nine postseason games and recorded at least one hit in each of his first eight games...marked the longest hitting streak by a Red Sox player to begin his postseason career (previous: 7G by Rick Burleson in 1975 and Chick Stahl in 1903).

2023

- ▶ Hit .264 (144-for-546) with 81R, 37 doubles, 5 triples, 13HR, 54RBI, 45BB and 55B in 142 games with the Red Sox...set a career high in extra-base hits (55) and triples and tied his career best in home runs (also 13 in 2021).
- ▶ Was named a Gold Glove finalist in RF after posting a .990 fielding percentage (308TC/3E)...his career-high 12 outfield assists were tied for the third-most among Major League outfielders (tied for the most in the AL) and his nine defensive runs saved were the third-most among Major League right fielders according to Sports Info Solutions...also led AL right fielders in Ultimate Zone Rating (10.6).
- ▶ Led the Red Sox and was tied for sixth in the AL with 37 doubles.
- ▶ The Red Sox went 11-2 when he homered.
- ▶ Hit five leadoff home runs, the first of his career: 4/20 vs. Minnesota, 8/15 at Washington, 8/24 at Houston, 8/25 vs. Los Angeles-NL and 8/26 vs. Los Angeles-NL...his five leadoff home runs were tied for the fourth-most in a single season in franchise history, trailing only Nomar Garciaparra (seven in 1997), Mookie Betts (six in 2016) and Kiké Hernández (six in 2021)...his five leadoff homers were tied for the third-most in the AL.
- ▶ Recorded three "walk-off" RBI, tied for the most in the Majors...all three came in a span of 13 team games (seven home games)...is the only Red Sox player since RBI became an official stat (since 1920) to record as many as three "walk-off" RBI in the team's first 30 games of a season...was just the third Major League player to do so in the last 50 years, joining Joe Crede (2004) and Andruw Jones (1999).
- ▶ Ranked 11th in the AL with a 6.47 PA/K ratio (602PA/93K)...struck out fewer than 100 times with at least 600PA for the third straight season.
- ▶ Hit .279 (113-for-405) with 31 doubles, 4 triples, 12HR and 30BB vs. right-handed pitchers.
- ▶ Homered in consecutive games three times: 3G from 8/24-26 and 2G from 4/20-21 and 4/30-5/1.
- ▶ Hit .284 (129-for-455) with 73R, 33 doubles, 4 triples, 12HR, 51RBI and 41BB in his first 117 games from 3/30-8/26.
- ▶ Started in RF on Opening Day on 3/30 vs. Baltimore and went 2-for-5 with 2R and 1 triple...tripled to lead off the first inning, becoming the third Red Sox player to triple in the team's first plate appearance of a season (also Rabbit Warstler in 1931 at the Yankees and Ossie Vitt in 1921 at Washington-AL).
- ▶ Began the season with a 12-game on-base streak from 3/30-4/12, batting .333 (16-for-48) with 10R, 2 doubles, 1 triple, 1HR, 6RBI and 4BB.....marked his longest on-base streak to begin a season...recorded a hit in each of his first five games (3/30-4/4).
- ▶ Hit .348/.416/.464 (24-for-69) with 14R, 3 doubles, 1 triple, 1HR, 7RBI and 8BB in his first 18G of the season (3/30-4/18).
- ▶ Hit a "walk-off" single in the 10th inning on 4/18 vs. Minnesota, his fifth career "walk-off" hit.
- ▶ Recorded multiple hits in four straight games from 4/29-5/2.
- ▶ Recorded his sixth career "walk-off" hit with a "walk-off" single in the 10th inning on 4/29 vs. Cleveland.



- ▶ Hit a “walk-off” solo HR in the ninth inning on 5/1 vs. Toronto, his seventh career “walk-off” hit and his second career “walk-off” home run.
- ▶ Recorded a season-high 17-game on-base streak from 6/4-27, hitting .362/.430/.580 (25-for-69) with 12R, 9 doubles, 3 triples, 9RBI, 8BB and 1HP in that span...marked the second-longest on-base streak of his career, trailing only his 24-game on-base streak from 4/5-5/6/21.
- ▶ Posted a season-high 13-game hitting streak from 6/9-27, batting .393/.443/.589 (22-for-56) with 9R, 7 doubles, 2 triples, 8RBI and 4BB while striking out just three times over that span...was the third-longest hitting streak of his career, trailing only two 14-game streaks from 6/19-7/4/22 and 8/10-25/20.
- ▶ Collected multiple hits in a career-high five straight games from 6/14-19, batting .524/.565/.857 (11-for-21) with 6R, 5 doubles, 1 triple, 7RBI and 1BB.
- ▶ Recorded a career-high-tying 4RBI on 6/19 at Minnesota.
- ▶ On 7/1 at Toronto, threw out Bo Bichette at home plate attempting to score the game-tying run for the final out of the game.
- ▶ Collected at least three hits five times in a 15-game span from 8/18-9/2, batting .333/.361/.609 (23-for-69) with 12R, 5 doubles, 1 triple, 4HR, 7RBI and 3BB.
- ▶ Was ejected for the first time in his career on 8/22 at Houston by HP umpire Pat Hoberg in the fourth inning.
- ▶ Hit a leadoff HR in each of the Red Sox’s three games from 8/24-26, becoming the first player in franchise history to do so in three consecutive games...according to *Elias*, was the third player in Major history to do so, joining Baltimore’s Brady Anderson (four) and Atlanta’s Ronald Acuña Jr....also homered in three straight games for the first time in his career.
- ▶ Recorded a career-high five hits on 8/24 at Houston.
- ▶ Played for Team Mexico in the 2023 World Baseball Classic, his second career appearance in the WBC (also 2017)...helped lead Mexico to the semifinals, recording 4RBI in six games.
- ▶ Was acquired by the Yankees from the Boston Red Sox in exchange for RHP Greg Weissert, RHP Richard Fitts and RHP Nicholas Judice on 12/5.

2022

- ▶ Hit .280 (166-for-593) with 75R, 39 doubles, 1 triple, 11HR, 74RBI, 42BB and 1SB in 152 games with the Red Sox...set career highs in games played, hits, doubles and RBI.
- ▶ Played LF in 96 of his first 97 games from 4/8-8/1 (was the DH for one game), leading the majors in innings played (842.1) and starts (96) at the position over that span...from 8/2 through the end of the season, made 51 of his 53 starts in RF...became just the third player in Red Sox history to play at least 50 games in both LF and RF during the same season...joined Daniel Nava in 2013 and Troy O’Leary in 1996.
- ▶ Ranked second in the Majors in starts in the OF (149, first in AL) and innings played in the OF (1,306.0, second in AL).
- ▶ His eight outfield assists were tied for the team lead (also Tommy Pham).
- ▶ Set a career high with 49 multi-hit games...were tied for the team lead and were tied for the fifth-most in the AL.
- ▶ In 76 road games, hit .297 (90-for-303) with 37R, 21 doubles, 6HR, 42RBI and 23BB...his 90 road hits were the fifth-most in the AL.
- ▶ Hit 3HR in his first eight games from 4/8-16, including in back-to-back games from 4/15-16.
- ▶ Scored a career-high 4R on 5/19 vs. Seattle.
- ▶ In his final 106 games from 6/1-10/5, hit .302/.355/.434 (126-for-417) with 59R, 29 doubles, 1 triple, 8HR, 50RBI, 32BB and 1SB...over that span, was tied for seventh in the AL in hits, tied for eighth in doubles and ranked 10th in batting average.
- ▶ During the month of June, hit .337/.400/.505 (32-for-95) with 17R, 7 doubles, 3HR, 19RBI and 9BB in 24 games.
- ▶ Set a career high with 4RBI twice: 6/15 vs. Oakland and 6/29 at Toronto.
- ▶ Recorded a career-high-tying 14-game hitting streak from 6/19-7/4, batting .357/.419/.518 (20-for-56) with 8R, 3 doubles, 2HR, 10RBI and 6BB over the span.
- ▶ Hit a game-tying RBI single in the eighth inning and a “walk-off” two-run single in the 10th inning on 7/9 vs. the Yankees...marked his fourth career “walk-off” hit.
- ▶ Led the Red Sox and was tied for eighth in the AL in hits (78) after the All-Star break.
- ▶ Batted .330/.393/.491 (35-for-106) with 17R, 12 doubles, 1 triple, 1HR, 9RBI and 9BB in 28 games during the month of August...his 35 hits were his most in a single calendar month in his career.
- ▶ Hit .358/.421/.550 (43-for-120) with 25R, 12 doubles, 1 triple, 3HR, 11RBI and 12BB in a 30-game span from 8/5-9/6...led the Majors in hits over that stretch.
- ▶ Recorded 5XBH and 7RBI over a 5-game span from 9/23-28, going 8-for-20 (.400) with 3 doubles, 2HR and 2BB.
- ▶ Recorded his 500th career hit on 9/23 vs. the Yankees with a game-tying three-run HR in the sixth inning.

2021

- ▶ Batted .289 (157-for-544) with 88R, 32 doubles, 2 triples, 13HR, 63RBI, 51BB and 6SB in 146 games with the Red Sox...set career highs in runs scored, home runs, walks and stolen bases.
- ▶ Made 79 starts in left field, 38 starts in centerfield and 19 starts in right field...recorded nine outfield assists...according to FanGraphs, his seven defensive runs saved were tied for the second-most in the Major among left fielders, trailing only St. Louis’ Tyler O’Neill (11).
- ▶ Hit .321/.392/.501 (114-for-355) with 27 doubles, 2 triples, 11HR and 42BB vs. right-handed pitchers.
- ▶ His 47 multi-hit games were tied for the team lead and were tied for the eighth-most in the AL.
- ▶ Hit .312 (81-for-260) with 49R, 16 doubles, 1 triple, 6HR, 31RBI and 26BB in 70 games at Fenway Park.
- ▶ According to *Elias*, became the first player to start each of the Red Sox’s first three games of a season at three different outfield positions (CF, RF, LF).
- ▶ Hit .311 (37-for-119) with 23R, 7 doubles, 1 triple, 4HR, 16RBI, 10BB and 3SB in his first 31 games from 4/2-5/8.



- ▶ Posted a career-high 24-game on-base streak from 4/5-5/6, batting .351/414/.567 (34-for-97) with 22R, 7 doubles, 1 triple, 4HR, 16RBI, 10BB and 2SB in that span.
- ▶ Recorded his second career “walk-off” hit with a single in the ninth inning on 6/11 vs. Toronto.
- ▶ Hit .341/.410/.489 (30-for-88) with 13R, 7 doubles, 2HR, 10RBI and 10BB in 24 games in August.
- ▶ Over his final 46 games from 8/4-10/3, hit .335 (56-for-167) with 24R, 11 doubles, 1 triple, 3HR, 24RBI, 14BB and 15B...over that span, ranked third in the AL in batting average.
- ▶ Was placed on the paternity list on 8/8 and was reinstated on 8/13.
- ▶ Notched his third career “walk-off” hit with a single in the ninth inning on 9/4 vs. Cleveland.
- ▶ Hit a two-run double in the seventh inning in the season finale on 10/3 at Washington, tying the score at 5-5...the Red Sox would later clinch a postseason berth in the 7-5 win.
- ▶ Made his postseason debut, hitting .310/.383/.452 (13-for-42) with 5R, 3 doubles, 1HR, 6RBI, 5BB and 15B in 11 games...started all 11 games in left field and appeared in two games in both center field and right field...reached base safely in each of his first nine postseason games and recorded at least one hit in each of his first eight games...marked the longest hitting streak by a Red Sox player to begin his postseason career (previous: 7G by Rick Burleson in 1975 and Chick Stahl in 1903).
- ▶ Made his postseason debut in the AL Wild Card Game vs. the Yankees, going 2-for-4 with 1 double and 3RBI...was just the fourth Red Sox player in franchise history to record at least 3RBI in their first career postseason game, joining Jarrod Saltalamacchia (2013 ALDS Game 1 vs. Tampa Bay), Todd Walker (2003 ALDS Game 1 at Oakland) and Nomar Garciaparra (1998 ALDS Game 1 at Cleveland)...was the first Red Sox player to record at least 3RBI in a winner-take-all postseason game since Dustin Pedroia in Game 7 of the 2007 ALCS (5RBI)...at 25 years, 143 days, was the second-youngest player in franchise history to record at least 3RBI in a winner-take-all game, trailing only Pedroia in 2007 ALCS Game 7 (24 years, 65 days).
- ▶ Recorded 3H and hit his first career postseason HR in ALDS Game 2 at Tampa Bay.

2020

- ▶ In 53 games with the Red Sox, hit .308 (62-for-201) with 36R, 16 doubles, 6HR, 15RBI, 17BB and 45B...made 30 starts in right field, 18 in left field, one in center field and one at DH...set a career high in BA, SLG (.478) and OPS (.844).
- ▶ Led the club in BA, OBP (.367) and hits, and was tied for the team lead in runs and doubles.
- ▶ Tied for the Major League lead with seven outfield assists...16 teams had seven-or-fewer outfield assists in 2020...according to *Ellias*, became just the ninth player in franchise history (13th time) to either lead the Majors or tie for the Major League lead in outfield assists...joined Andrew Benintendi (2018), Manny Ramirez (2005), Carl Yastrzemski (1964, '69), Dom DiMaggio (1940, '47), Ira Flagstead (1923), Tris Speaker (1909, 1912 and 1913), Harry Hooper (1910) and Duffy Lewis (1910).
- ▶ Was tied for eighth in the AL with 18 multi-hit games.
- ▶ Hit .320 (24-for-75) vs. left-handed pitching, the highest BA vs. left-handed pitchers among left-handed hitters in the AL...was the first Red Sox left-handed hitter to hit at least .320 vs. left-handed pitchers in a single season (min. 75 AB) since Travis Shaw in 2015 (.329).
- ▶ In 17 Interleague games, hit .343/.413/.500 (24-for-70) with 19R, 8 doubles, 1HR, 3RBI and 8BB...posted a 13-game Interleague hitting streak from 7/30-9/17...at the time, was tied for the fifth-longest in club history...scored at least 1R in 10 straight games vs. NL clubs from 7/30-9/8 (G1), the longest streak by a Red Sox player since Interleague play began in 1997.
- ▶ Made his Red Sox debut on 7/25 vs. Baltimore, starting in RF and going 3-for-4 with 1R...picked up his first hit as a Red Sox with a single in the fourth inning vs. Alex Cobb.
- ▶ Batted .344/.399/.552 (56-for-163) with 33R, 16 doubles, 6HR, 14RBI, 13BB and 45B in 42 games from 8/4-9/23...recorded at least one hit in 37 of his 41 games with at least 1AB over that span...over that stretch, was tied for the AL lead in doubles, tied for second in hits, third in BA, fourth in OBP, seventh in runs scored and eighth in OPS (.951).
- ▶ Homered in back-to-back games twice: on 8/5-7 and 8/14-15.
- ▶ Hit his first HR as a Red Sox on 8/5 at Tampa Bay with a go-ahead two-run HR off Ryan Yarbrough in the fourth.
- ▶ Recorded his second career multi-HR game on 8/7 vs. Toronto, hitting solo home runs in in the second inning and eighth inning.
- ▶ Set a career high with a 14-game hitting streak from 8/10-25...hit .333/.406/.579 (19-for-57) with 13R, 8 doubles, 2HR, 8RBI, 7BB and 25B over that span...also posted a 15-game on-base streak from 8/10-25.
- ▶ Recorded an extra-base hit in a career-high seven consecutive games from 8/13-19...was tied for the second-longest such streak in the Majors in 2020, trailing only Miguel Sanó's eight-game streak...was the first Red Sox outfielder to record as long of a streak since Dwight Evans in 1982 (eight games).
- ▶ Doubled a career-high three times on 8/31 vs. Atlanta, all against LHP Max Fried...Fried allowed only four extra-base hits to all other LHH in 2020 (all doubles).
- ▶ Hit safely in 10 consecutive games from 9/8(G1)-23, hitting .390/.444/.512 (16-for-41) with 8R, 2 doubles, 1HR, 1RBI, 3BB and 15B...was his second hitting streak of at least 10 games in 2020.
- ▶ Recorded three hits in back-to-back games from 9/16-17 at Miami for the first time in his career.
- ▶ Was batting .333 before going hitless in his final 15 at-bats of the season.
- ▶ Was acquired by the Boston Red Sox along with INF Jeter Downs and C Connor Wong from the Los Angeles Dodgers in exchange for OF Mookie Betts, LHP David Price and cash considerations on 2/10.

2019

- ▶ Batted .294 (101-for-343) with 43R, 22 doubles, 2 triples, 12HR, 44RBI, 26BB and 45B in 106 games with the Dodgers...made his first career Opening Day roster.
- ▶ Struck out only 49 times...his 7.69 PA/K ranked 10th in the NL (min. 300PA).
- ▶ Hit .327 (33-for-101) with 6 doubles, 2 triples, 2HR and 5BB vs. left-handed pitching...his .327 BA vs. left-handed pitchers was the highest in the Majors among left-handed batters (min. 100AB).



- ▶ Went 5-for-15 (.333) with 1R, 1HR, 2RBI and 1BB as a pinch hitter.
- ▶ Hit .304/.350/.502 (92-for-303) with 40R, 20 doubles, 2 triples, 12HR, 44RBI, 23BB and 4SB in his first 94 games from 3/28-7/19.
- ▶ Appeared in 106 of the club's 114 games from 3/28-8/4.
- ▶ Hit his second career pinch-hit HR on 4/1 vs. San Francisco with a solo HR in the fifth inning.
- ▶ Recorded his first career "walk-off" plate appearance with a "walk-off" sac fly in the ninth inning on 5/29 vs. the Mets.
- ▶ During an 18-game stretch from 6/11-29, hit .370/.405/.644 (27-for-73) with 13R, 5 doubles, 5HR, 9RBI and 5BB.
- ▶ Notched a pair of four-hit games: 6/22 vs. Colorado and 7/31 at Colorado.
- ▶ Recorded his first career multi-HR game on 6/22 vs. Colorado and his first career "walk-off" hit with a "walk-off" HR in the 11th inning off Jesús Tinoco.
- ▶ Batted .500 (7-for-14) with 5R, 2HR, 5RBI and 1BB in a three-game set at Colorado from 6/27-29.
- ▶ Homered in back-to-back games for the first time in his career from 6/27-28.
- ▶ Hit 3HR in a six-game stretch with an AB from 7/12-18.
- ▶ Hit an RBI single in the 12th inning on 7/14 at Boston.
- ▶ Was placed on the 10-day injured list on 8/5 with a right oblique strain and missed the remainder of the season...appeared in one rehab game with Rookie-level Ogden on 9/2, but returned to the Dodgers' spring training complex in Arizona due to back stiffness.

2018

- ▶ Hit .260 (20-for-77) with 11R, 6 doubles, 1HR, 4RBI and 8BB in 37 games with the Dodgers over three stints with the club (4/28-5/8, 7/23-27, 9/1-10/1).
- ▶ Spent the majority of the season with Triple-A Oklahoma City, batting .329 (113-for-343) with 44R, 19 doubles, 10HR, 44RBI, 34BB and 8SB in 91 games...ranked fifth in the Pacific Coast League in batting average.
- ▶ Was named a Pacific Coast League Mid-Season and Postseason All-Star.
- ▶ Following the season, was named by *Baseball America* as the Dodgers' No. 2 prospect...was also tabbed an Organization All-Star by MiLB.com.

2017

- ▶ Saw his first Major League action with the Dodgers, batting .174 (4-for-23) with 1R, 1HR, 1RBI and 2BB in 15 games in September.
- ▶ Spent the majority of the season with Triple-A Oklahoma City, hitting .314 (136-for-433) with 67R, 27 doubles, 4 triples, 6HR, 62RBI, 52BB and 9SB in 117 games...ranked ninth in the Pacific Coast League in OBP (.389).
- ▶ Had a 20-game hitting streak with Triple-A Oklahoma City from 6/8-30, batting .476 (39-for-82) with 21R, 6 doubles, 2 triples, 2HR, 12RBI, 7BB and 6SB.
- ▶ Was named a Pacific Coast League Mid-Season All-Star and was selected to the SiriusXM Futures All-Star Game.
- ▶ Was signed to a Major League contract and selected to the active roster on 9/1...made his Major League debut that night at San Diego with a start in centerfield, going 0-for-3 with 1BB.
- ▶ Recorded his first Major League hit in Game 1 on 9/2 at San Diego with a second-inning single off of Clayton Richard.
- ▶ Hit his first Major League HR on 9/10 vs. Colorado with a pinch-hit solo HR in the ninth off of Adam Ottavino.
- ▶ Was named an Organization All-Star by MiLB.com.
- ▶ Following the season, was named the Dodgers' No. 2 prospect by *Baseball America*.
- ▶ Prior to the start of the season, appeared in three games for Team Mexico in the World Baseball Classic, hitting .357 (5-for-14) with 3R.

2016

- ▶ In 126 games with Double-A Tulsa, hit .273 (130-for-477) with 58R, 23 doubles, 1 triple, 13HR, 63RBI, 44BB and 25B...was tied for fourth in the Texas League in hits and 10th in batting average.
- ▶ Was named a Texas League Mid-Season and Postseason All-Star.
- ▶ Was tabbed the Texas League "Player of the Week" from 7/11-17 after hitting .444/.500/.944 (8-for-18) with 3R, 3 doubles, 2HR, 6RBI and 2BB in five games.
- ▶ Following the season, was named the Dodgers' No. 4 prospect by *Baseball America*.
- ▶ Following the season, played for the Glendale Desert Dogs in the Arizona Fall League, batting .140 (6-for-43) with 3R, 2 doubles, 1 triple, 2RBI and 4BB in 13 games...was selected to the AFL Rising Stars Game.

2015

- ▶ Was named the Dodgers' Branch Rickey Minor League Player of the Year after combining to hit .309/.336/.439 (158-for-512) with 69R, 32 doubles, 4 triples, 9HR, 61RBI, 21BB and 14SB in 124 games with Single-A Great Lakes and Single-A Rancho Cucamonga.
- ▶ Spent the majority of the season with Single-A Great Lakes, batting .292 (123-for-421) with 49R, 23 doubles, 2 triples, 5HR, 42RBI, 17BB and 13SB in 101 games...was named a Midwest League Mid-Season All-Star.
- ▶ Was transferred to Single-A Rancho Cucamonga on 8/14 and hit .385/.406/.659 (35-for-91) with 20R, 9 doubles, 2 triples, 4HR, 19RBI and 4BB in 23 games.
- ▶ Was tabbed the California League "Player of the Week" from 8/31-9/6 after hitting .545/.560/.864 (12-for-22) with 7R, 4 doubles, 1HR, 8RBI and 2BB.
- ▶ Following the season, was tabbed as an Organization All-Star by MiLB.com and as the Dodgers' No.7 prospect by *Baseball America*.



2014

- ▶ In his professional debut, combined to hit .353/421/511 (67-for-190) with 31R, 15 doubles, 3 triples, 3HR, 41RBI, 20BB and 11SB in 54 games with the AZL Dodgers and Rookie-level Ogden.
- ▶ Begun the season with the AZL Dodgers, hitting .347/423/518 (59-for-170) with 28R, 14 doubles, 3 triples, 3HR, 33RBI, 20BB and 15B in 49 games... was tied for the Arizona League lead in doubles and ranked second in batting average and hits, tied for second in extra-base hits (20), third in RBI, OBP and OPS (.941), and fourth in total bases (88) and SLG.
- ▶ Was promoted to Rookie-level Ogden on 8/31 and hit .400/400/450 (8-for-20) with 3R, 1 double, 8RBI and 3SB in five games.
- ▶ Was named an AZL Postseason All-Star and was tabbed an Organization All-Star by MiLB.com.
- ▶ Following the season, was tabbed by *Baseball America* as the Dodgers' No. 5 prospect.

PERSONAL

- ▶ Full name is Alexander Brady Verdugo.
- ▶ Was a two-way player at Sahuarto High School in Tucson, Ariz....recorded 26 wins and posted a 2.19 ERA with 401K while batting .486 with 16HR and 145RBI.
- ▶ Earned a spot on the National team for the 2013 Under Armour All-America Game where he was also voted MVP.
- ▶ Originally committed to Arizona State University before signing with the Dodgers.

Verdugo's Career Batting Record

Year	Club	AVG	G	AB	R	H	2B	3B	HR	RBI	SH	SF	HP	BB	SO	SB	CS	E	OBP	SLG
2014	AZL Dodgers	.347	49	170	28	59	14	3	3	33	0	2	4	20	14	8	0	2	.423	.518
	Ogden	.400	5	20	3	8	1	0	0	8	0	0	0	4	3	0	1	.400	.450	
2015	Great Lakes	.292	101	421	49	123	23	2	5	42	2	2	17	53	13	5	8	.321	.392	
	Rancho Cucamonga	.385	23	91	20	35	9	2	4	19	0	1	0	4	12	1	0	.406	.659	
2016	Tulsa	.273	126	477	58	130	23	1	13	63	0	4	4	44	67	2	6	.310	.407	
2017	Oklahoma City	.314	117	433	67	136	27	4	6	62	1	5	4	52	50	9	3	.389	.436	
	LOS ANGELES-NL	.174	15	23	1	4	0	0	1	1	0	0	2	4	0	1	0	.240	.304	
2018	Oklahoma City	.329	91	343	44	113	19	0	10	44	0	1	1	34	47	8	2	.431	.472	
	LOS ANGELES-NL	.260	37	77	11	20	6	0	1	4	1	0	0	8	14	0	0	.329	.377	
2019	LOS ANGELES-NL - a	.294	106	343	43	101	22	2	12	44	0	6	2	26	49	4	1	.342	.475	
	Ogden	.000	1	1	1	0	0	0	0	0	0	0	2	0	0	0	0	.667	.000	
2020	BOSTON - b	.308	53	201	36	62	16	0	6	15	0	1	2	17	45	4	0	.437	.478	
2021	BOSTON	.289	146	544	88	157	32	2	13	63	0	5	4	51	96	6	2	.351	.426	
2022	BOSTON	.280	152	593	75	166	39	1	11	74	0	6	3	42	86	1	3	.328	.405	
2023	BOSTON - c	.264	142	546	81	144	37	5	13	54	0	5	6	45	93	5	3	.324	.421	
Minor League Totals		.309	513	1956	270	604	116	12	41	271	3	15	15	173	247	44	16	25	.367	.443
AL Totals		.281	493	1884	280	529	124	8	43	206	0	17	15	155	320	16	8	16	.338	.424
NL Totals		.282	158	443	55	125	28	2	14	49	1	6	2	36	67	4	2	3	.335	.449
Major League Totals		.281	651	2327	335	654	152	10	57	255	1	23	17	191	387	20	10	19	.337	.428

Selected by the Los Angeles Dodgers in the second round of the 2014 First-Year Player Draft.

- a - Placed on the 10-day injured list on August 5, 2019 with a right oblique strain and missed the remainder of the season.
- b - Acquired by the Boston Red Sox along with INF Jeter Downs and C Connor Wong from the Los Angeles Dodgers in exchange for OF Mookie Betts, LHP David Price and cash considerations on February 10, 2020.
- c - Acquired by the Yankees from the Boston Red Sox in exchange for RHP Greg Weissert, RHP Richard Fitts and RHP Nicholas Justice on December 5, 2023.

Verdugo's Postseason Record

Year	Club vs. Opp.	AVG	G	AB	R	H	2B	3B	HR	RBI	SH	SF	HP	BB	SO	SB	CS	E	OBP	SLG
2021	BOS vs. NYY (WC)	.500	1	4	0	2	1	0	0	3	0	0	0	0	0	0	0	0	.500	.750
	BOS vs. TB (DS)	.316	4	19	3	6	1	0	1	3	0	0	0	0	2	0	0	0	.316	.526
	BOS vs. HOU (CS)	.263	6	19	2	5	1	0	0	0	0	0	0	5	1	1	1	0	.417	.316
WC Totals		.500	1	4	0	2	1	0	0	3	0	0	0	0	0	0	0	0	.500	.750
LDS Totals		.316	4	19	3	6	1	0	1	3	0	0	0	0	2	0	0	0	.316	.526
LCS Totals		.263	6	19	2	5	1	0	0	0	0	0	0	5	1	1	1	0	.417	.316
POSTSEASON TOTALS		.310	11	42	5	13	3	0	1	6	0	0	0	5	3	1	1	0	.383	.452

Verdugo's World Baseball Classic Record

Year	Country, Site	AVG	G	AB	R	H	2B	3B	HR	RBI	SH	SF	HP	BB	SO	SB	CS	E	OBP	SLG
2017	Mexico, Mexico	.357	3	14	3	5	0	0	0	0	0	0	0	2	0	0	0	0	.357	.357
2023	Mex., Phoenix/Miami	.130	6	23	2	3	1	0	0	4	0	1	1	2	2	0	0	0	.222	.174
WBC Totals		.216	9	37	5	8	1	0	0	4	0	1	1	2	4	0	0	0	.268	.243

Verdugo's Career Fielding Record

Position	PCT	G	PO	A	E	TC	DP
Outfield	.983	618	1,052	43	19	1,114	7

Verdugo's Career Home Run Chart

MULTI-HOMER GAMES: 2. **TWO-HOMER GAMES:** 2, last on 8/7/20 vs. TOR. **THREE-HOMER GAMES:** None. **GRAND SLAMS:** None. **PINCH-HIT HR:** 2, last on 4/1/19 vs. SF (Drew Pomeranz). **INSIDE-THE-PARK HR:** None. **"WALK-OFF" HR:** 2, last on 5/1/23 vs. TOR (Jordan Romano). **LEADOFF HR:** 5, last on 8/26/23 vs. LAD (Julio Urias).

Verdugo's Career Bests and Streaks

HITS: 5, 8/24/23 at HOU. **RUNS:** 4, 5/19/22 vs. SEA. **2B:** 3, 8/31/20 vs. ATL. **3B:** 1 - 10 times (last on 9/2/23 at KC). **HR:** 2 - 2 times (last on 8/7/20 vs. TOR). **RBI:** 4 - 3 times (last on 6/19/23 at MIN). **BB:** 3 - 3 times (last on 9/22/23 vs. CWS). **SO:** 3 - 13 times (last on 9/16/23 at TOR). **SB:** 2, 4/22/21 vs. SEA. **HIT STREAK:** 14g - 2 times (last from 6/19-7/4/22). **"WALK-OFF" HITS:** 7, last on 5/1/23 vs. TOR (HR).

Player of the Month: None

Player of the Week: None

Rookie of the Month: None



JORBIT VIVAS • INF

90

HT: 5-10 • **WT:** 171 • **BATS:** L • **THROWS:** R
BIRTHDATE: 3/9/01 • **OPENING DAY AGE:** 23
BIRTHPLACE: Puerto Cabello, Venezuela
RESIDES: Puerto Cabello, Venezuela
M.L. SERVICE: None (Rookie)



STATUS

- ▶ Acquired by the Yankees from the Los Angeles Dodgers along with LHP Víctor González in exchange for INF Trey Sweeney on December 11, 2023.

2023

- ▶ Combined with Double-A Tulsa and Triple-A Oklahoma City to hit .269 (136-for-506) with 98R, 25 doubles, 3 triples, 13HR, 63RBI, 69BB and 25SB in 135 games...ranked second among Dodgers minor leaguers in hits and runs scored, tied for fourth in stolen bases, fifth in total bases (206), seventh in RBI and doubles, tied for seventh in extra-base hits (41) and eighth in walks.
- ▶ Spent the majority of the season with Double-A Tulsa, hitting .280 (113-for-404) with 82R, 23 doubles, 2 triples, 12HR, 54RBI, 54BB and 21SB in 109 games...tied for seventh in the Texas League in runs scored and ranked eighth in OBP (.391).
- ▶ Was named the Texas League "Player of the Week" for 4/17-23 after hitting .417/.481/1.000 (10-for-24) with 4R, 5 doubles, 3HR, 5RBI and 2BB in six games.
- ▶ Was promoted to Triple-A Oklahoma City on 8/22 and batted .225 (23-for-102) with 16R, 2 doubles, 1 triple, 1HR, 9RBI, 15BB and 4SB in 26 games.

2022

- ▶ Spent the season with High-A Great Lakes, batting .269 (129-for-479) with 73R, 19 doubles, 7 triples, 10HR, 66RBI, 63BB and 2SB in 128 games...was named a Midwest Postseason All-Star after ranking second in the league in hits and total bases (192), third in runs scored, tied for fourth in triples, sixth in BA and OBP (.374), seventh in RBI and tied for eighth in walks.
- ▶ Was tied for third among Dodgers minor leaguers in triples and ranked sixth in hits.
- ▶ Was named the Midwest League "Player of the Week" for 5/16-22 after batting .560/.607/.920 (14-for-25) with 5R, 2 doubles, 2 triples, 1HR, 8RBI and 3BB in six games.

2021

- ▶ Combined with Single-A Rancho Cucamonga and High-A Great Lakes to hit .312/.396/.496 (129-for-413) with 85R, 26 doubles, 4 triples, 14HR, 87RBI, 40BB and 8SB in 106 games...ranked second among Dodgers minor leaguers in hits and RBI, fourth in BA, sixth in runs scored, doubles and total bases (205), and seventh in OBP.
- ▶ Spent the majority of the season with Single-A Rancho Cucamonga, batting .311/.389/.515 (102-for-328) with 73R, 20 doubles, 4 triples, 13HR, 73RBI, 27BB and 5SB in 83 games...ranked third in the Low-A West in SLG and OPS (.904), tied for fourth in RBI, fifth in OBP, sixth in BA, eighth in runs scored, ninth in total bases (169) and 10th in hits...was named a Low-A West Postseason All-Star.
- ▶ Was promoted to High-A Great Lakes on 8/25 and hit .318/.422/.424 (27-for-85) with 12R, 6 doubles, 1HR, 14RBI, 13BB and 3SB in 23 games.

2020

- ▶ Did not play in 2020 due to the COVID-19 pandemic.

2019

- ▶ Combined with the AZL Dodgers and Single-A Ogden to bat .327/.410/.472 (65-for-199) with 31R, 17 doubles, 3 triples, 2HR, 32RBI, 19BB and 10SB in 54 games...among Dodgers minor leaguers, ranked second in batting average and fifth in OBP.
- ▶ Began the season with the AZL Dodgers, hitting .357/.438/.513 (41-for-115) with 18R, 11 doubles, 2 triples, 1HR, 20RBI, 13BB and 5SB in 30 games.
- ▶ Was promoted to Single-A Ogden on 8/7 and batted .286 (24-for-84) with 13R, 6 doubles, 1 triple, 12RBI, 6BB and 5SB in 24 games.

2018

- ▶ In his professional debut, hit .222 (39-for-176) with 33R, 11 doubles, 1 triple, 11RBI, 26BB and 16SB in 51 games with the DSL Dodgers.



PERSONAL

► Full name is Jorbit Jose Vivas Antolinez...pronounced JOR-beet BEE-bas.

Vivas' Career Batting Record

Year	Club	AVG	G	AB	R	H	2B	3B	HR	RBI	SH	SF	HP	BB	SO	SB	CS	E	OBP	SLG
2018	DSL Dodgers	.222	51	176	33	39	11	1	0	11	0	4	11	26	35	16	4	5	.350	.295
2019	AZL Dodgers	.357	30	115	18	41	11	2	1	20	0	3	6	13	15	5	4	5	.438	.513
	Ogden	.286	24	84	13	24	6	1	1	12	0	1	6	6	16	5	5	2	.371	.417
2020																				
2021	Rancho Cucamonga	.311	83	328	73	102	20	4	13	73	0	3	17	27	42	5	3	8	.389	.515
	Great Lakes	.318	23	85	12	27	6	0	1	14	0	1	3	13	13	3	1	2	.422	.424
2022	Great Lakes	.269	128	479	73	129	19	7	10	66	0	6	21	63	58	2	1	15	.374	.401
2023	Tulsa	.280	109	404	82	113	23	2	12	54	0	6	24	54	52	21	4	14	.391	.436
	Oklahoma City - a	.225	26	102	16	23	2	1	1	9	0	1	3	15	19	4	1	0	.339	.294
Minor League Totals		.281	474	1773	320	498	98	18	39	259	0	25	91	217	250	61	23	51	.383	.422

Signed by the Los Angeles Dodgers as a non-drafted free agent on July 4, 2017.

a – Acquired by the Yankees from the Los Angeles Dodgers along with LHP Victor González in exchange for INF Trey Sweeney on December 11, 2023.

Baseball Glossary

HOW TO FIGURE...

Batting Average: (H/AB) Hits divided by at-bats.

ERA: (ERx9/IP) Multiply earned runs by nine and divide the total by innings pitched.

Slugging Percentage: (TB/AB) Total bases (1B=1, 2B=2, 3B=3, HR=4) divided by at-bats.

On-Base Percentage: (H+BB+HBP)/(AB+BB+HBP+SF)
Add hits, walks, hit by pitch and divide by the total of at-bats plus walks plus hit-by-pitch plus sacrifice flies.

OPS: On-base percentage plus slugging percentage.

Fielding Percentage: (PO+A)/(PO+A+E) Total putouts plus assists divided by total chances.

Winning Percentage: The number of games won divided by the total games played (not including ties).

Magic Number: Determine the number of games yet to be played, add one, then subtract the number of games ahead in the loss column of the standings from the closest opponent.

QUALIFYING RULES

Batting Championship: To qualify for a batting title, a player must make at least 3.1 plate appearances per team game as scheduled at the start of the season. During a 162-game season, the minimum to qualify is 502 plate appearances.

Pitching Championship: To qualify for the lowest ERA, a pitcher must throw at least 1.0 inning per team game as scheduled at the start of the season. During a 162-game season, the minimum is 162.0 innings.

Fielding Championship: To qualify as the top fielder during a 162-game season:

- a catcher must have played in at least 81 games at catcher.
- an infielder or outfielder must have played at his position in at least 108 games.
- a pitcher must have at least 162.0 innings pitched.

Rookie: A player shall be considered a rookie unless, during a previous season or seasons, he has (a) exceeded 130 at-bats or 50 innings pitched in the Major Leagues; or (b) accumulated more than 45 days on the active roster of a Major League club or clubs during the period of the 26-player limit.

Save: Credit a pitcher with a save when:


- (1) He is the finishing pitcher in a game won by his club;
 - (2) He is not the winning pitcher, and
 - (3) He qualifies under one of the following conditions:
 - a. He enters the game with a lead of no more than three runs and pitches for at least one inning, or
 - b. He enters the game with the potential tying run either on base, at bat or on deck, or
 - c. He pitches effectively for at least three innings
- *No more than one save may be credited each game.



ANTHONY VOLPE • INF

11

HT: 5-11 • **WT:** 197 • **BATS:** R • **THROWS:** R
BIRTHDATE: 4/28/01 • **OPENING DAY AGE:** 22
BIRTHPLACE: New York, N.Y.
RESIDES: Watchung, N.J.
M.L. SERVICE: 1 year



STATUS

- ▶ Was selected by the Yankees in the first round (30th overall) of the 2019 First-Year Player Draft.

CAREER NOTES

- ▶ Is the only Yankee in franchise history and one of just 16 Major League players to hit at least 20HR and record at least 20SB as a rookie...became the 14th player in franchise history to record at least 20HR and 20SB in a season...was just the second shortstop in Yankees history to hit at least 20HR and record at least 20SB in a single season (min. 50% of games at SS), joining Derek Jeter (twice).
- ▶ His 21 career home runs are the seventh-most by a Yankee prior to his 23rd birthday in franchise history...trails Mickey Mantle (84HR from 1951-54), Joe DiMaggio (75HR from 1936-37), Gleyber Torres (62HR from 2018-19), Joe Pepitone (34HR from 1962-63), Ben Chapman (27HR from 1930-31) and Lou Gehrig (25HR from 1923-26).
- ▶ Was the fourth Yankees shortstop in franchise history to hit at least 21HR in a season (min. 50% games at SS), joining Derek Jeter (24HR in 1999, 23HR in 2004 and 21HR in 2001), Didi Gregorius (27HR in 2018 and 25HR in 2017) and Gleyber Torres (38HR in 2019).
- ▶ Became the first Yankees rookie to win a Gold Glove since the award was established in 1957...he became the second Yankees shortstop to win the award, joining Derek Jeter (five times: 2004-06, '09-10)...he was the second rookie shortstop to win a Gold Glove, joining Jeremy Peña (2022 with Houston).
- ▶ His 24SB in 2023 were the 10th-most by a rookie in franchise history, trailing only Alfonso Soriano (43SB in 2001), Bert Daniels (41SB in 1910), Willie Randolph (37SB in 1976), Neal Ball (32SB in 1908), Jimmy Austin (30SB in 1909), Brett Gardner (26SB in 2009), Doc Cook (26SB in 1914), Jerry Kenney (25SB in 1969) and Fritz Maisel (25SB in 1913).
- ▶ Acceding to *Elias*, was the first Yankee to steal his first 15 career bases without getting caught (since 1921 when caught stealing was first recorded in the American League)...surpassed Joe DiMaggio (first 12SB with OCS from 1936-38).

2023

- ▶ Made the Opening Day roster and hit .209 (113-for-541) with 62R, 23 doubles, 4 triples, 21HR, 60RBI, 52BB and 24SB in 159 games with the Yankees...appeared in 157G/150GS at SS.
- ▶ Won the AL Gold Glove at SS, becoming the first Yankees rookie to win a Gold Glove since the award was established in 1957...he became the second Yankees shortstop to win the award, joining Derek Jeter (five times: 2004-06, '09-10)...he was the second rookie shortstop to win a Gold Glove, joining Jeremy Peña (2022 with Houston)...according to Sports Info Solutions, Volpe was tied for second among Major League shortstops with 16 defensive runs saved, trailing only Chicago-NL's Dansby Swanson (18)...posted a .970 fielding percentage in 157G/150GS at SS.
- ▶ Hit 21HR and recorded 24SB, becoming the first Yankees rookie in franchise history and one of 16 rookies in Major League history to record at least 20HR and 20SB in a season...joins Corbin Carroll (25HR/54SB in 2023 with Arizona), Nolan Jones (20HR/20SB in 2023 with Colorado), Bobby Witt Jr. (20HR/30SB in 2022 with Kansas City), Julio Rodríguez (28HR/25SB in 2022 with Seattle), Randy Arozarena (20HR/20SB in 2021 with Tampa Bay), Andrew Benintendi (20HR/20SB in 2017 with Boston), Mike Trout (30HR/49SB in 2012 with Los Angeles-AL), Chris Young (32HR/27SB in 2007 with Arizona), Carlos Beltrán (22HR/27SB in 1999 with Kansas City), Nomar Garciaparra (30HR/22SB in 1997 with Boston), Marty Cordova (24HR/20SB in 1995 with Minnesota), Ellis Burks (20HR/27SB in 1987 with Boston), Devon White (24HR/32SB in 1987 with California), Mitchell Page (21HR/42SB in 1977 with Oakland) and Tommie Agee (22HR/44SB in 1966 with Chicago-AL).
- ▶ Was just the 14th player in franchise history to record at least 20HR and 20SB in a season...joined Alex Rodríguez (three times: 2004-05, '07), Alfonso Soriano (twice: 2002-03), Derek Jeter (twice: 2001, '04), Rickey Henderson (twice: 1985-86), Brett Gardner (2017), Curtis Granderson (2011), Bobby Abreu (2008), Johnny Damon (2006), Paul O'Neill (2001), Roberto Kelly (1991), Bobby Bonds (1975), Roy White (1970) and Mickey Mantle (1959)...was just the second to do so in the last 12 seasons (since 2012), joining Gardner.
- ▶ Was just the second shortstop in franchise history to hit at least 20HR and record at least 20SB in a single season (min. 50% of games at SS), joining Derek Jeter (twice).
- ▶ His 21HR were tied for the sixth-most by a rookie in franchise history, trailing Aaron Judge's 52HR in 2017, Joe DiMaggio's 29HR in 1936, Miguel Andujar's 27HR in 2018, Joe Gordon's 25HR in 1938 and Gleyber Torres' 24HR in 2018...Kevin Maas also hit 21HR in 1990.
- ▶ Was just the sixth player in Yankees history (10th time) to hit at least 20HR in a season prior to his age 23 season...joined Mickey Mantle (three times: 1952-54), Gleyber Torres (twice: 2018-19), Joe DiMaggio (twice: 1936-37), Joe Pepitone (1963) and Lou Gehrig (1925)...was the second middle infielder (min. 50% of G) to accomplish the feat (also Torres).

CAREER HIGHLIGHTS

AL Gold Glove
▶ 2023



- ▶ His 21 career home runs are the seventh-most by a Yankee prior to his 23rd birthday in franchise history... trails Mickey Mantle (84HR from 1951-54), Joe DiMaggio (75HR from 1936-37), Gleyber Torres (62HR from 2018-19), Joe Pepitone (34HR from 1962-63), Ben Chapman (27HR from 1930-31) and Lou Gehrig (25HR from 1923-26).
- ▶ Was the fourth Yankees shortstop in franchise history to hit at least 21HR in a season (min. 50% games at SS), joining Derek Jeter (24HR in 1999, 23HR in 2004 and 21HR in 2001), Didi Gregorius (27HR in 2018 and 25HR in 2017) and Gleyber Torres (38HR in 2019).
- ▶ His 24SB were the 10th-most by a rookie in franchise history, trailing only Alfonso Soriano (43SB in 2001), Bert Daniels (41SB in 1910), Willie Randolph (37SB in 1976), Neal Ball (32SB in 1908), Jimmy Austin (30SB in 1909), Brett Gardner (26SB in 2009), Doc Cook (26SB in 1914), Jerry Kenney (25SB in 1969) and Fritz Maisel (25SB in 1913).
- ▶ His 24SB were the most by a Yankee in the last nine seasons (since 2015) and the most since Jacoby Ellsbury recorded 39SB in 2014.
- ▶ His 159 games marked the most by a Yankee in a single season since Robinson Canó in 2013 (160G).
- ▶ Entered the 2023 season ranked as the Yankees No. 1 prospect and baseball's No. 5 prospect according to MLB Pipeline.
- ▶ According to *Elias*, was the first Yankee to steal his first 15 career bases without getting caught (since 1921 when caught stealing was first recorded in the American League)...surpassed Joe DiMaggio (first 12SB with OCS from 1936-38).
- ▶ 10 of his 21HR, including seven of his final 9HR, either tied the game (five) or gave the Yankees the lead (five).
- ▶ His 21HR were the fifth-most among AL rookies and the ninth-most among Major League rookies...also led Major League rookies in games played (159), tied for sixth in stolen bases (24, tied for third in AL), seventh in extra-base hits (48, fourth in AL) and ninth in walks (52, fifth in AL).
- ▶ Hit 13HR prior to the All-Star break...were the third-most HR all-time by a Yankees rookie heading into the All-Star break, trailing only Aaron Judge's 30HR prior to the 2017 All-Star break and Gleyber Torres' 15HR prior to the 2018 All-Star break.
- ▶ According to *Elias*, was just the fifth Yankees player to hit at least 10HR and record at least 15SB in his first 75 games with the team, joining Johnny Damon (11HR/16SB), Alex Rodriguez (19HR/17SB), Rickey Henderson (12HR/42SB) and Bobby Bonds (20HR/16SB)...was the first Yankee to do so in his first 75 career games.
- ▶ Made his Major League debut on Opening Day on 3/30 vs. San Francisco (0-for-2, 1BB)...at 21 years, 336 days old, he was just the fourth Yankee to make his Major League debut as a starter on Opening Day at age 21-or-younger, joining Mickey Mantle (19y, 179d on O.D. in 1951), Ben Chapman (21y, 111d on O.D. in 1930) and Frankie Crosetti (21y, 191d on O.D. in 1932)...was just the sixth Yankee in franchise history to make his Major League debut on Opening Day at age 21-or-younger and the fifth-youngest of the group...joined Mickey Mantle (19y, 179d in 1951), Ben Chapman (21y, 111d in 1930), Joe Pepitone (21y, 183d in 1962), Frankie Crosetti (21y, 191d in 1932) and Billy Martin (21y, 337d in 1950)...was just the fourth Yankee since 1950 to make his big league debut as an Opening Day starter, joining Mickey Mantle (1951), Jerry Lumpe (1956) and Hideki Matsui (2003)...was just the 11th Yankee (13th time) in franchise history to start on Opening Day at age 21-or-younger and just the third to do so in the last 53 years (since 1971)...joined Derek Jeter (21y, 281d in 1996), Willie Randolph (21y, 277d in 1976), John Ellis (21y, 229d in 1970), Mickey Mantle (21y, 176d in 1953; 20y, 179d in 1952 and 19y, 179d in 1951), Yogi Berra (21y, 338d in 1947), Frankie Crosetti (21y, 191d in 1932), Ben Chapman (21y, 111d in 1930), Mark Koenig (21y, 268d in 1926), Ed Sweeney (21y, 269d in 1910) and George Moriarty (21y, 278d in 1907)...was the youngest Yankee to make his Major League debut since Deivi García (21y, 103d in Game 2 on 8/30/20 vs. the Mets) and the youngest Yankees position player to make his big league debut since Gleyber Torres (21y, 130d on 4/22/18 vs. Toronto).
- ▶ Became just the fourth Yankee in franchise history to steal three bases within his first three career games, joining Andy Fox (3SB in 1996), Fritz Maisel (3SB in 1913) and Harry Williams (3SB in 1913)...became just the second Yankee in franchise history to steal at least one base in each of his first three career Major League games (also Fritz Maisel – first three career games in 1913)...his 3SB were tied for the second-most by a Yankee through the team's first three games of a season, trailing only Rickey Henderson's 5SB in 1989 (also 3SB by Roberto Kelly in 1989, Bobby Murcer in 1974 and Jake Stahl in 1908)...was also the first Yankee in franchise history to steal at least one base in each of the Yankees' first three games of a season.
- ▶ Was just the third Yankee to record at least 8SB through his first 18 career games, joining Cozy Dolan (11SB in 1911 despite playing his first three career games with Cincinnati in 1909) and Fritz Maisel (8SB in 1913).
- ▶ Recorded his first two career Major League hits on 4/1 vs. San Francisco...hit a single off Alex Cobb in the second inning for his first career Major League hit...at 21 years, 338 days old, was the youngest Yankee to record his first Major League hit since Gleyber Torres (21y, 131d) on 4/23/18 vs. Minnesota...recorded his second hit of the game with a single in the ninth inning...was the youngest Yankee to record his first multi-hit game in the Majors since Torres on 4/24/18 vs. Minnesota (2H).
- ▶ Hit his first career home run with a leadoff HR on 4/14 vs. Minnesota...according to *Elias*, at 21 years, 351 days, was the third-youngest Yankee in franchise history to hit a leadoff HR, trailing only Mickey Mantle (19y, 328d on 9/13/51 vs. Detroit) and Mark Koenig (21y, 278d on 4/23/26 vs. Boston)...surpassed Derek Jeter who had been the third-youngest to do so (22y, 56d on 8/21/96 vs. California)...was the seventh Yankee in franchise history to hit a leadoff HR for his first career home run...joined Bobby Richardson (7/25/59 at Detroit), Mark Koenig (4/23/26 vs. Boston), Aaron Ward (5/12/1920 vs. Chicago-AL), Sammy Chick (4/30/1919 vs. Philadelphia-AL), Fritz Maisel (9/3/1914 vs. Washington-AL) and Bert Daniels (7/8/1910 vs. Vicksburg-AL)...was just the seventh Yankee in the last 53 years (since 1971) to homer at age 21-or-younger...joined Gleyber Torres (21 years old in 2018), Jesús Montero (21 years old in 2011), Melky Cabrera (21 years old in 2006), Derek Jeter (21 years old in 1996), Deion Sanders (21 years old in 1989) and Willie Randolph (21 years old in 1976)...also marked his first career RBI.
- ▶ Recorded a career-high 35B on 4/15 vs. Minnesota...was the first Yankee to record at least 35B in a game since Ichiro Suzuki recorded 45B in Game 2 on 9/19/12 vs. Toronto...at 21 years, 352 days, was the youngest Yankee in franchise history to record 35B in a game (previous: Ben Chapman – 35B on 6/13/31 vs. Chicago-AL at 22y, 170d).
- ▶ Broke a 0-0 tie with a two-run HR in the eighth inning on 4/22 vs. Toronto...at the time, was just the fourth Yankee (fifth time) since 2010 to hit a HR in the eighth inning-or-later to break a 0-0 tie...joined Aaron Judge ("walk-off" HR in the ninth inning on 7/28/22 vs. Kansas City) and a HR in the 13th inning on 6/6/18 at Toronto), Gary Sánchez (HR in the ninth inning on 5/1/18 at Houston) and Chris Young (HR in the 11th inning in Game 1 on 9/12/14 at Baltimore)...Austin Wells did so later in the season (HR in the ninth on 9/26/23 at Toronto).



- ▶ Reached base a career-high four times on 4/26 at Minnesota (2-for-3, 3R, 1 double, 3RBI, 2BB).
- ▶ Hit his first career grand slam in the fifth inning on 5/10 vs. Oakland (1-for-5, 1R, 1HR, 4RBI)...at 22 years, 12 days, was the fifth-youngest Yankee in franchise history to hit a grand slam (credit: *Elias*)...trailing only Mickey Mantle (20y, 280d on 7/26/52 at Detroit; 20y, 283d on 7/29/52 at Chicago-AL; 21y, 259d on 7/6/53 at Philadelphia-AL) and Melky Cabrera (21y, 328d on 7/5/06 at Cleveland)...was just the fifth Yankee in the last 25 years (since 1999) to hit a grand slam within his first four career home runs...joined Oswaldo Cabrera (third career HR on 9/21/22 vs. Pittsburgh), Francisco Cervelli (second career HR on 5/8/11 at Texas), Melky Cabrera (third career HR on 7/5/06 at Cleveland) and Hideki Matsui (first career HR on 4/8/03 vs. Minnesota)...his 4RBI marked a career high...at 22 years, 12 days, was the sixth-youngest Yankee in the last 70 years (since 1954) to record at least 4RBI in a game...trailing only Joe Pepitone (4RBI at 21y, 226d on 5/23/62 vs. Kansas City), Gleyber Torres (4RBI at 21y, 231d on 8/1/18 vs. Baltimore), Melky Cabrera (5RBI at 21y, 328d on 7/5/06 at Cleveland; 4RBI at 21y, 286d on 5/24/06 at Boston) and Jesús Montero (4RBI at 21y, 300d on 9/24/11 vs. Boston).
- ▶ Recorded a "walk-off" sac fly in the 10th inning on 5/23 vs. Baltimore...marked his first career "walk-off" plate appearance...according to *Elias*, was the fourth-youngest Yankee to record a "walk-off" RBI in the Expansion Era (since 1961)...trailing only Gleyber Torres (21y, 144d with a "walk-off" three-run HR on 5/6/18 vs. Cleveland; 21y, 167d with a "walk-off" RBI single on 5/29/18 vs. Houston) and Melky Cabrera (21y, 341d with a "walk-off" solo HR on 7/18/06 vs. Seattle).
- ▶ Posted a career-high 13-game on-base streak from 6/20-7/3, batting .439/.500/.683 (18-for-41) with 10R, 2 doubles, 1 triple, 2HR, 3RBI, 5BB and 1SB over that stretch.
- ▶ Posted a career-high eight-game hitting streak from 6/25-7/3, batting .500/.516/.733 (15-for-30) with 8R, 2 doubles, 1 triple, 1HR, 2RBI, 1BB and 1SB in that span.
- ▶ Recorded multiple hits in a career-high five straight games from 6/27-7/1(G2)...was the first Yankee to do so since Aaron Judge (5G from 8/23-28/21)...hit .550/.571/.700 (11-for-20) with 5R, 1 double, 1 triple, 1RBI, 1BB and 1SB over that stretch...also recorded multiple hits in six of seven games from 6/27-7/3.
- ▶ Set a career high with 3H on 6/27 at Oakland.
- ▶ From 7/26-9/9, hit .333/.425/.697 (11-for-33) with 4HR, 17RBI, 5BB, 1HP and 1SF with RISP.
- ▶ Tied his career high with 3H on 8/2 vs. Tampa Bay.
- ▶ Hit 6HR in 18 games from 8/11-31, including 3HR in five games from 8/27-31.
- ▶ Hit his 20th home run of the season with a two-out, game-tying three-run HR in the ninth inning on 8/31 at Detroit...became the first Yankees rookie in franchise history and just the 15th rookie in Major League history to record at least 20HR and 20SB in a season...became just the 14th player in franchise history to record at least 20HR and 20SB in a season...also became just the second shortstop in franchise history to hit at least 20HR and record at least 20SB in a single season (min. 50% of games at SS), joining Derek Jeter (twice)...was the sixth Yankees shortstop (10th time) in franchise history to hit 20HR in a season (min. 50% games at SS)...was also the sixth player in Yankees history (10th time) to hit at least 20HR in a season prior to his age 23 season.
- ▶ Was one of four Yankees players age 23-or-younger to start in six games over an eight-game stretch from 9/1-9 (also Jasson Dominguez, Oswald Peraza and Everson Pereira)...marked the first time the Yankees had four players 23-or-younger start in the same game since 9/18/69 vs. Washington-AL (Ron Blomberg-21, Frank Tepedino-21, Thurman Munson-22 and Bobby Murcer-23).
- ▶ Was one of six Yankees players age 24-or-younger to start from 9/2-3 (also Oswaldo Cabrera, Jasson Dominguez, Oswald Peraza, Anthony Volpe and Austin Wells)...it marked the first time the Yankees had six players 24-or-younger start in the same game since 9/11/69 at Washington-AL and just the fifth and sixth such occurrences in the last 91 years (since 1933)...marked the first time since 9/18/32-G2 that the Yankees had six such position players start in the same game.
- ▶ Hit .309/.415/.618 (17-for-55) with 13R, 6 doubles, 1 triple, 3HR, 5RBI, 9BB and 5SB in 19 spring training games... among qualified Grapefruit League hitters, tied in OBP, tied for first in runs scored, ranked second in OPS (1.033), third in SLG, tied for third in XBH (10), tied for sixth in total bases (34) and stolen bases, and seventh in batting average...was the recipient of the 2023 James P. Dawson Award, given annually to the most outstanding Yankees rookie in spring training.

2022

- ▶ In 132 combined games with Double-A Somerset and Triple-A Scranton/Wilkes-Barre, hit .249 (127-for-511) with 86R, 35 doubles, 5 triples, 21HR, 65RBI, 65BB and 50SB...led Yankees farmhands in hits, doubles, XBH (61), total bases (235) and stolen bases, while ranking second in runs scored and HR, tied for second in RBI, tied for fourth in triples and fifth in walks.
- ▶ Was the only player in the minors to record at least 20HR and 50SB and the first to do so since Andruw Jones in 1995.
- ▶ Began the season with Somerset, batting .251 (106-for-422) with 71R, 31 doubles, 4 triples, 18HR, 60RBI, 57BB and 44SB in 110 games...ranked second among Eastern League batters in doubles and stolen bases, tied for third in extra-base hits (53), tied for seventh in runs scored, eighth in SLG (.472) and walks, tied for eighth in OPS (.820) and ninth in total bases (199)...over his final 53 games with Somerset, hit .274/.375/.542 (55-for-201) with 33R, 15 doubles, 3 triples, 11HR, 28RBI, 31BB and 20SB.
- ▶ Was named to the American League roster for the 2022 Futures Game in Los Angeles on 7/16, starting at SS (0-for-2).
- ▶ Was promoted to Scranton/Wilkes-Barre on 9/2, where he batted .236 (21-for-89) with 15R, 4 doubles, 1 triple, 3HR, 5RBI, 8BB and 6SB.
- ▶ Following the season, was ranked by *Baseball America* as the No. 14 prospect in Baseball and the No. 1 prospect in the Yankees organization...was also labeled by the publication as the "Best Hitter for Average" and "Best Strike-Zone Discipline" in the Yankees system...was named by MLB Pipeline as the No. 5 overall prospect... was named by MILB.com as an Organization All-Star.



2021

- ▶ Batted .294/.423/.604 (121-for-412) with 113R, 35 doubles, 6 triples, 27HR, 86RBI, 78BB and 33SB in 109 combined games with Low-A Tampa and High-A Hudson Valley...led the minors in runs scored, ranked third in extra-base hits (68) and tied for fourth in OPS (1.027)...led all Yankees minor leaguers in on-base percentage, slugging, OPS, doubles, walks, extra-base hits and tied for first in total bases (249)...also ranked among Yankees minor leaguers in RBI (second), triples (tied for second), home runs (third), batting average (fourth) and stolen bases (fourth)...appeared in games at SS (85), 3B (three) and 2B (two).
- ▶ Began the year with Low-A Tampa, hitting .302/.455/.623 (60-for-199) with 56R, 18 doubles, 5 triples, 12HR, 49RBI, 51BB and 21SB in 54 games...was named the Low-A Southeast "Player of the Week" from 5/31-6/6 after hitting .435/.519/1.000 (10-for-23) with 6R, 2 doubles, 1 triple, 3HR, 7RBI, 4BB and 3SB over six games with the Tarpons...was also tabbed the Low-A Southeast "Player of the Month" in June with Tampa, hitting .392/.515/.848 (31-for-79) with 22R, 9 doubles, 3 triples, 7HR, 22RBI, 18BB and 8SB in 22 games.
- ▶ Was promoted to High-A Hudson Valley on 7/13...in 55 games with the Renegades, batted .286/.391/.587 (61-for-213) with 57R, 17 doubles, 1 triple, 15HR, 37RBI, 27BB and 12SB.
- ▶ Following the season, was named to the 2021 *Baseball America* Minor League All-Star team...additionally, was ranked by *Baseball America* as the No. 1 prospect in the Yankees organization, No. 1 prospect in Low-A Southeast, No. 2 prospect in High-A East and No. 10 prospect in all of Baseball...was also labeled by the publication as the "Best Hitter for Average" and "Best Strike-Zone Discipline" in the Yankees system...was also tabbed by MLB Pipeline as the Yankees' No. 1 prospect and the No. 15 prospect in all of Baseball...was also named an Organization All-Star by MiLB.com.

2020

- ▶ Did not play in 2020 due to the COVID-19 pandemic.

2019

- ▶ Made his professional debut, batting .215/.349/.355 (26-for-121) with 19R, 7 doubles, 2 triples, 2HR, 11RBI, 23BB and 6SB in 34 games with Rookie-level Pulaski... following the season, was ranked by *Baseball America* as the No. 6 prospect in the Yankees organization and by MLB Pipeline as the No. 10 prospect.

PERSONAL

- ▶ Graduated in 2019 from the Delbarton (N.J.) School...led Delbarton to the 2019 NJSIAA Non-Public A State Championship as a senior.
- ▶ Helped the USA Baseball 18U National Team win the gold medal at the Pan-American Championships in December 2018, earning all-tournament honors by hitting .459 (17-for-37) with 17R, 14RBI and 6SB in nine games.
- ▶ Played in the 2018 Perfect Game All-American Classic at Petco Park in San Diego.
- ▶ Was ranked by *Baseball America* as the No. 52 prospect in the 2019 draft, and the No. 25 prep prospect by Perfect Game.
- ▶ Had committed to Vanderbilt University prior to signing with the Yankees.
- ▶ Was the first player from the tri-state area to be selected in the first round by the Yankees since INF Cito Culver (Irondequoit H.S. in Rochester, N.Y.) in 2010, and the first from New Jersey since INF Eric Duncan (Seton Hall Prep) in 2003.

Volpe's Career Batting Record

Year	Club	AVG	G	AB	R	H	2B	3B	HR	RBI	SH	SF	HP	BB	SO	SB	CS	E	OBP	SLG
2019	Pulaski	.215	34	121	19	26	7	2	2	11	1	2	3	23	38	6	1	9	.349	.355
2020					Did Not Play - COVID-19 Pandemic															
2021	Tampa	.302	54	199	56	60	18	5	12	49	0	1	6	51	43	21	5	6	.455	.623
	Hudson Valley	.286	55	213	57	61	17	1	15	37	0	4	12	27	58	12	4	7	.391	.587
2022	Somerset	.251	110	422	71	106	31	4	18	60	0	8	10	57	88	44	6	11	.348	.472
	Scranton/WB	.236	22	89	15	21	4	1	3	5	0	0	2	8	30	6	1	2	.313	.404
2023	YANKEES	.209	159	541	62	113	23	4	21	60	1	2	5	52	167	24	5	17	.283	.383
Minor League Totals		.262	275	1044	218	274	77	13	50	162	1	15	33	166	257	89	17	35	.376	.505
Major League Totals		.209	159	541	62	113	23	4	21	60	1	2	5	52	167	24	5	17	.283	.383

Selected by the Yankees in the first round (30th overall) of the 2019 First-Year Player Draft.

Volpe's Career Fielding Record

Position	PCT	G	PO	A	E	TC	DP
Shortstop	.970	157	186	357	17	560	63

Volpe's Career Home Run Chart

MULTI-HOMER GAMES: None. **TWO-HOMER GAMES:** None. **GRAND SLAMS:** 1, 5/10/23 vs. OAK (Rico Garcia). **PINCH-HIT HR:** None. **INSIDE-THE-PARK HR:** None. **"WALK-OFF" HR:** None. **LEADOFF HR:** 1, 4/14/23 vs. MIN (Louie Varland).

Volpe's Career Bests and Streaks

HITS: 3 - 2 times (last on 8/2/23 vs. TB). **RUNS:** 3, 4/26/23 at MIN. **2B:** 2, 6/13/23 at NYM. **3B:** 1 - 4 times (last on 8/14/23 at ATL). **HR:** 1 - 21 times (last on 9/17/23 at PIT). **RBI:** 4, 5/10/23 vs. OAK. **BB:** 2 - 8 times (last on 9/2/23 at HOU). **SO:** 4, 7/17/23 at LAA. **SB:** 3, 4/15/23 vs. MIN. **HIT STREAK:** 8g, 6/25-7/3/23. **"WALK-OFF" HITS:** None.

Player of the Month: None

Player of the Week: None

Rookie of the Month: None



LUKE WEAVER • RHP

30

HT: 6-2 • **WT:** 183 • **BATS:** R • **THROWS:** R
BIRTHDATE: 8/21/93 • **OPENING DAY AGE:** 30
BIRTHPLACE: DeLand, Fla.
RESIDES: Tallahassee, Fla.
COLLEGE: Florida State University
M.L. SERVICE: 6 years, 112 days



STATUS

- ▶ Was signed by the Yankees to a one-year Major League contract for the 2024 season with a club option for the 2025 season.

CAREER

- ▶ Over parts of eight Major League seasons with the St. Louis Cardinals (2016-18), Arizona Diamondbacks (2019-22), Kansas City Royals (2022), Cincinnati Reds (2023), Seattle Mariners (2023) and Yankees (2023), has gone 27-42 with a 5.14 ERA (574.1IP, 638H, 353R/328ER, 188BB, 571K, 90HR).
- ▶ Has made five career Opening Day rosters (2018 with St. Louis and 2019-22 with Arizona).

2023

- ▶ Made 29 combined appearances (25 starts) with the Cincinnati Reds, Seattle Mariners and Yankees, going 3-6 with a 6.40 ERA (123.2IP, 155H, 90R/88ER, 40BB, 109K, 29HR)...opponents batted .301/.353/.559 (155-for-515, 29HR); LH /281/.348/.525 (68-for-242, 13HR); RH .319/.358/.590 (87-for-273, 16HR).
- ▶ Allowed 2BB-or-fewer in 23 of his 25 starts.
- ▶ Allowed 33 of his 84R allowed as a starter in the first inning.
- ▶ Signed a one-year Major League contract with Cincinnati on 1/13.
- ▶ Exited his spring training start on 3/8 with right forearm tightness...did not pitch in another Cactus League game for the Reds.
- ▶ Began the season on the 15-day injured list with a right elbow flexor strain...missed the club's first 18 games...made two rehab starts with Triple-A Louisville (9.0IP, 3H, 3ER, 4BB, 9K, 1HR) before being reinstated on 4/20.
- ▶ Went 2-4 with a 6.87 ERA (97.0IP, 125H, 76R/74ER, 34BB, 85K, 24HR) in 21 starts with the Reds.
- ▶ Recorded 8K in back-to-back starts to begin the season (4/20 at Pittsburgh and 4/25 vs. Texas).
- ▶ Struck out Justin Turner swinging in the first inning on 5/31 at Boston for his 500th career strikeout.
- ▶ Allowed 3ER-or-fewer in seven of his final nine starts from 7/23-9/28.
- ▶ Left his start on 7/18 vs. San Francisco after he was hit by a line drive on the back of his left elbow...x-rays were negative.
- ▶ Made his 100th career start on 8/3 at Chicago-NL (3.0IP, 4H, 4ER, 4BB, 4BB, 5K, 0HR).
- ▶ Was designated for assignment by the Reds on 8/16 and was released on 8/18.
- ▶ Signed a Major League contract with the Mariners on 8/22.
- ▶ In five games (one start) with Seattle, went 0-1 with a 6.08 ERA (13.1IP, 16H, 9ER, 3BB, 8K, 2HR)...was designated for assignment by Seattle on 9/10.
- ▶ Was claimed off waivers by the Yankees from the Seattle Mariners on 9/12 and was added to the active roster prior to Game 2 of the doubleheader on 9/14 at Boston.
- ▶ Made his Yankees debut on 9/16 at Pittsburgh, recording a no-decision after allowing 3ER in 4.0IP (4H, 2BB, 7K, 1HR)...surrendered a two-run HR to Bryan Reynolds in the first inning and allowed a sac fly to Endy Rodriguez in the third...retired nine of his final 10 batters faced (1 double).
- ▶ In his second start with the Yankees on 9/22 vs. Arizona, earned the win after tossing 5.1 scoreless innings (4H, 0BB, 3K)...marked his first career appearance at Yankee Stadium.
- ▶ Made his final appearance of the season on 9/28 at Toronto and took the loss after allowing 2ER over 4.0IP (6H, 1BB, 6K, 2HR).

2022

- ▶ In 26 combined appearances (one start) with Arizona and Kansas City, went 1-1 with a 6.56 ERA (35.2IP, 52H, 29R/26ER, 13BB, 38K, 1HR)...opponents batted .335/.391/.452 (52-for-155, 1HR); LH .357/.420/.429 (25-for-70, 0HR); RH .318/.366/.471 (27-for-85, 1HR).
- ▶ Allowed just 1HR to his 174BF...posted a 0.25 HR/9.0IP ratio...did not allow a HR in his final 23 appearances from 6/22-10/5.
- ▶ Began the season the Diamondbacks, going 1-1 with a 7.71 ERA (16.1IP, 24H, 14R/ER, 5BB, 19K, 1HR) in 12 games (one start).
- ▶ Made just one appearance before being placed on the 10-day injured list with right elbow inflammation on 4/8...was transferred to the 60-day I.L. on 5/28...missed 61 team games...made two rehab appearances (one start) with Triple-A Reno, posting a 3.00 ERA (6.0IP, 6H, 2R/ER, 2BB, 5K, 1HR)...was reinstated on 6/12.
- ▶ Earned his only win on 6/12 at Philadelphia (3.0IP, 3H, 1R/ER, 2BB, 4K)...was his first appearance since being reinstated from the I.L. and first since 4/7 vs. San Diego.



- ▶ Made his only start of the season on 6/18 vs. Minnesota and took the loss after allowing a career-high 9ER (3.2IP, 10H, 1BB, 5K, 1HR).
- ▶ Allowed just 1R/ER over nine appearances from 7/1-8/3 (5H, 3BB, 10K, 0HR).
- ▶ Was acquired by the Royals from Arizona in exchange for INF Emmanuel Rivera on 8/1.
- ▶ In 14 relief appearances with the Royals, posted a 5.59 ERA (19.1IP, 28H, 15R/12ER, 8BB, 19K, 0HR).
- ▶ Tossed multiple innings in four of his final six appearances from 9/9-10/5.
- ▶ Was claimed off waivers by Seattle from Kansas City on 10/26.
- ▶ Was non-tendered by Seattle on 11/18.

2021

- ▶ Went 3-6 with a 4.25 ERA (65.2IP, 58H, 34R/31ER, 20BB, 62K, 11HR) in 13 starts with the Diamondbacks... opponents batted .233/.292/.470 (58-for-249, 11HR); LH .245/.310/.529 (25-for-102, 6HR); RH .224/.278/.429 (33-for-147, 5HR).
- ▶ Allowed 3ER-or-fewer in 10 of his 13 starts.
- ▶ Received 3R-or-fewer of support in 10 of his 13 starts.
- ▶ After going 1-3 with a 6.07 ERA (29.2IP, 20ER) in his first six starts from 4/6-5/5, went 2-3 with a 2.75 ERA (36.0IP, 11ER) over his final seven starts from 5/10-9/28.
- ▶ Tossed 7.0 scoreless innings on 4/11 vs. Cincinnati, matching the longest scoreless start of his career.
- ▶ Recorded a career-high 17.1 scoreless inning streak from 5/5-9/1.
- ▶ Tossed back-to-back scoreless starts on 5/10 vs. Miami (6.1IP) and 5/16 vs. Washington.
- ▶ Exited his start on 5/16 vs. Washington with right shoulder discomfort.
- ▶ Was placed on the 10-day injured list on 5/18 (retroactive to 5/17) with a right shoulder strain...was transferred to the 60-day injured list on 5/27...missed 93 team games...combined to make three rehab starts with the AZL Diamondbacks and Triple-A Reno and posted a 3.60 ERA (10.0IP, 10H, 4R/ER, 4BB, 18K, 0HR)...was reinstated on 9/1.
- ▶ After returning from the injured list, went 1-3 with a 3.86 ERA (25.2IP, 11ER) in five September starts.

2020

- ▶ Made 12 starts with Arizona, going 1-9 with a 6.58 ERA (52.0IP, 63H, 39R/38ER, 18B, 55K, 10HR)...opponents batted .292/.347/.523 (63-for-216, 10HR); LH .320/.388/.573 (33-for-103, 7HR); RH .265/.308/.478 (30-for-113, 3HR).
- ▶ Received 2R-or-fewer of support in 10 of his 12 starts.
- ▶ Allowed 3R-or-fewer in seven of his 12 starts.
- ▶ Earned his only win of the season on 8/18 vs. Oakland (5.0IP, 3H, 1ER, 1BB, 6K, 0HR).
- ▶ Allowed 3R-or-fewer in six of his final eight starts from 8/18-9/26.
- ▶ Recorded a career-high six-game losing streak from 8/23-9/26.

2019

- ▶ In 12 starts with the Diamondbacks, went 4-3 with a 2.94 ERA (64.1IP, 55H, 22R/21ER, 14BB, 69K, 6HR)...opponents batted .227/.277/.368 (55-for-242, 6HR); LH .225/.286/.326 (29-for-129, 2HR); RH .230/.267/.416 (26-for-113, 4HR).
- ▶ Allowed 3ER-or-fewer in 11 of his 12 starts and 2ER-or-fewer in eight of those starts.
- ▶ Allowed 2BB-or-fewer in each of his 12 starts.
- ▶ Posted a 0.84 HR/9.0IP ratio (6HR/64.1IP).
- ▶ After allowing a season-high 5R/4ER in his Diamondbacks debut on 3/31 at Los Angeles-NL, posted a 2.55 ERA (60.0IP, 17ER) with 66K in his final 11 starts.
- ▶ Hit his first career HR on 3/31 at Los Angeles-NL.
- ▶ His 2.64 ERA (58.0IP, 17ER) in 10 starts from 4/6-5/26 was the eighth-lowest in the National League over that span.
- ▶ Was placed on the 10-day injured list on 5/27 with right forearm tightness...was transferred to the 60-day I.L. on 7/26...missed 101 team games...made a rehab start in Game 2 of the California League finals for Single-A Visalia on 9/13 vs. Lake Elsinore (2.0IP, 1H, 1K)...was reinstated on 9/21 and made his final start of the season that night at San Diego (2.0IP, 1K).

2018

- ▶ Went 7-11 with a 4.95 ERA (136.1IP, 150H, 83R/75ER, 54BB, 121K, 19HR) in 30 appearances (25 starts) with St. Louis... set career highs in appearances, starts, innings pitched, strikeouts and tied his career high in wins...opponents batted .277/.345/.441 (150-for-542, 19HR); LH .291/.371/.470 (83-for-285, 11HR); RH .261/.315/.409 (67-for-257, 8HR).
- ▶ As a starter, went 6-11 with a 4.66 ERA (129.1IP, 67ER) in 25 starts...allowed 3ER-or-fewer in 17 of his 25 starts... issued 2BB-or-fewer in 19 of his 25 starts.
- ▶ In five relief appearances, went 1-0 with a 10.29 ERA (7.0IP, 8ER).
- ▶ Made his first career Opening Day roster.
- ▶ Went 2-0 with a 2.08 ERA (17.1IP, 4ER) in his first three starts from 4/1-13.
- ▶ Allowed 3ER-or-fewer in five straight starts from 5/11-6/2, posting a 2.25 ERA (28.0IP, 7ER) in that span.
- ▶ After allowing 8ER in his start on 6/30 vs. Atlanta, posted a 3.45 ERA (44.1IP, 17ER) over his next 11 games (eight starts) from 7/5-9/2.
- ▶ Allowed 3ER-or-fewer in each of his final eight starts from 7/5-9/2, going 2-4 with a 3.57 ERA (40.1IP, 16ER) over that span...allowed 2ER-or-fewer in seven of those eight starts, including each of his final five starts from 7/27-9/2.
- ▶ Tossed a career-high 8.0IP on 7/5 at San Francisco (2H, 2ER, 0BB, 7K, 1HR)...retired his first 16BF.
- ▶ Was acquired by the Arizona Diamondbacks from St. Louis with C Carson Kelly, INF Andrew Young and a competitive balance draft pick in exchange for INF Paul Goldschmidt on 12/5.



2017

- ▶ Made 13 appearances (10 starts) with the Cardinals, going 7-2 with a 3.88 ERA (60.1IP, 59H, 27R/26ER, 17BB, 72K, 7HR) in three stints with the club (7/3-9, 7/27-8/3 and 8/17-10/1)...opponents batted .254/.307/.392 (59-for-232, 7HR); LH .210/.275/.300 (21-for-100, 2HR); RH .288/.331/.462 (38-for-132, 5HR).
- ▶ His seven wins were tied for the seventh-most among National League rookies.
- ▶ As a starter, went 7-2 with a 4.23 ERA (55.1IP, 26ER) and 69K...did not allow a run in three relief appearances (5.0IP).
- ▶ Posted a 10.74 K/9.0IP (72K/60.1IP).
- ▶ Went 7-1 with a 2.05 ERA (52.2IP, 12ER) with 65K over his first 11 games (eight starts) from 7/3-9/20.
- ▶ Won seven consecutive starts from 8/2-9/20, posting a 1.69 ERA (42.2IP, 8ER) in those starts...according to *Elias*, was the first Cardinals rookie to win seven straight starts since Ted Wilks (1944)...was one of just six Major League pitchers in 2017 to win seven consecutive starts and the only rookie to do so...marked the longest winning streak of his career.
- ▶ According to *Elias*, was the fifth rookie in 70 years to win at least seven straight starts while allowing 2ER-or-fewer, joining Fernando Valenzuela (eight straight in 1981), Cal Eldred (1992), Jered Weaver (2006) and Steven Matz (2016).
- ▶ In eight games (seven starts) from 8/2-9/20, tied for second in the Majors in wins (seven, first in NL) and ERA (1.61, first in NL), third in K/9.0IP (11.69, first in NL), fourth in WHIP (0.96, first in NL), sixth in BB/9.0IP (1.61, first in NL) and seventh in opponents' BA (.213, third in NL).
- ▶ Recorded double-digit strikeouts in back-to-back starts on 8/23 vs. San Diego (10K) and 8/29 at Milwaukee (10K), marking his second and third career double-digit strikeout games...became just the second Cardinals rookie to record at least 10K in consecutive appearances, joining Rick Ankiel.
- ▶ With 10K over 7.0 scoreless innings on 8/23 vs. San Diego, became the first Cardinals rookie to toss at least 7.0 scoreless innings and record at least 10K in a game since Shelby Miller (13K in a SHO on 5/10/13 vs. Colorado)...marked his first career scoreless start.
- ▶ On 8/29 at Milwaukee, became just the third Cardinals pitcher in the Modern Era to record at least 10K in three of his first 16 career games, joining Alan Benes (also three).
- ▶ Went 5-0 with a 1.15 ERA (31.1IP, 4ER) and 42K in five starts from 8/23-9/14...allowed just 4BB to his 120BF over that span...according to *Elias*, was just the second rookie since 1913 to post as low an ERA, record at least 42K and allow 4BB-or-fewer over a five-start span...joined Roy Oswalt who posted a 0.66 ERA, 48K and 2BB over five starts from 8/19-9/9/01.
- ▶ Struck out José Peraza swinging in the third inning for his 100th career strikeout on 9/14 vs. Cincinnati.
- ▶ Allowed 14 of his 27R over his final two appearances of the season from 9/25-30.
- ▶ Also made 15 starts with Triple-A Memphis, going 10-2 with a 2.55 ERA (77.2IP, 63H, 23R/22ER, 19BB, 76K, 3HR)...was named a Pacific Coast League Mid-Season All-Star.
- ▶ Was named a Pacific Coast League "Pitcher of the Month" for May after going 5-1 with a 2.19 ERA (37.0IP, 9ER) and 37K in six starts...was also tabbed the Pacific Coast League "Pitcher of the Week" from 5/1-7 tossing two scoreless starts (13.0IP, 7H, 0BB, 9K).
- ▶ Following the season, was tabbed the Cardinals' No. 2 prospect by *Baseball America*.

2016

- ▶ Saw his first Major League action with the Cardinals, going 1-4 with a 5.70 ERA (36.1IP, 46H, 29R/23ER, 12BB, 45K, 7HR) in nine games (eight starts) in one stint with the club (8/13-10/2)...opponents batted .311/.364/.507 (46-for-148, 7HR); LH .377/.435/.590 (23-for-61, 3HR); RH .264/.313/.448 (23-for-87, 4HR).
- ▶ Began the season on the minor league disabled list after suffering a left wrist injury during spring training.
- ▶ Combined to make 13 starts in the minors with Double-A Springfield and Triple-A Memphis, going 7-3 with a 1.30 ERA (83.0IP, 65H, 23R/12ER, 12BB, 92K, 4HR).
- ▶ Went 6-3 with a 1.40 ERA (77.0IP, 63H, 23R/12ER, 10BB, 88K, 4HR) in 12 starts with Double-A Springfield before being promoted to Triple-A Memphis...was tabbed the Texas League "Player of the Month" for June after going 4-0 with a 1.15 ERA (31.1IP, 30H, 5R/4ER, 3BB, 37K, 1HR) in five starts...was also named the Texas League "Pitcher of the Week" for 5/30-6/5 after tossing 7.1 scoreless innings in his season debut at Frisco (5H, 10K)...was named a Texas League Postseason All-Star.
- ▶ Was promoted to Triple-A Memphis on 8/5 and allowed just 2H over 6.0 scoreless innings in his only start (W, 2BB, 4K).
- ▶ Was selected to the active roster and signed to a Major League contract on 8/13...made his Major League debut that night as a starter, allowing 2ER in 4.0IP (4H, 3BB, 3K, 1HR)...struck out his first two Major League batters faced: Dexter Fowler (looking) and Kris Bryant (swinging).
- ▶ Made his first eight appearances with the Cardinals as a starter...allowed 3ER-or-fewer in seven of his eight starts...his 44K over his first eight career games were tied with Joe Corbett for the third-most strikeouts by a Cardinals pitcher in his first eight career games, trailing only Stu Miller's 52K and Alan Benes' 50K.
- ▶ Earned his first Major League win on 8/26 vs. Oakland after allowing only 1ER in 6.0IP (4H, 2BB, 7K, 1HR).
- ▶ Recorded his first career double-digit strikeout game on 8/31 at Milwaukee (6.0IP, 4H, 3R/ER, 2BB, 1HR)...became the fourth Cardinals pitcher in the Modern Era to record at least 10K in a game within his first four career games, joining Alan Benes (1995), Stu Miller (1952) and Joe Corbett (1904).
- ▶ Made his first career relief appearance on 9/26 vs. Cincinnati (0.2IP, 4H, 5R/ER, 1BB, 1K, 1HR).
- ▶ Following the season, was tabbed an Organization All-Star by MiLB.com.

2015

- ▶ In 19 starts with Single-A Palm Beach, went 8-5 with a 1.62 ERA (105.1IP, 98H, 34R/19ER, 19BB, 88K, 2HR).
- ▶ Following the season, was tabbed by *Baseball America* as St. Louis' No. 4 prospect.
- ▶ Played for the Surprise Saguaros in the Arizona Fall League following the season...went 2-1 with a 3.72 ERA (19.1IP, 12H, 9R/8ER, 4BB, 18K, 3HR) in seven games (two starts).



2014

- ▶ In his professional debut, combined with the GCL Cardinals and Single-A Palm Beach to go 0-1 with a 7.71 ERA (9.1IP, 15H, 8R/ER, 4BB, 12K, 1HR) in six starts.
- ▶ Began the season with the GCL Cardinals and did not allow a run in four starts (6.0IP, 4H, 0BB, 9K).
- ▶ Was promoted Single-A Palm Beach on 8/1 and went 0-1 with a 21.60 ERA (3.1IP, 11H, 8R/ER, 4BB, 3K, 1HR).

PERSONAL

- ▶ Attended DeLand High School (Fla.).
- ▶ In three seasons at Florida State University (2012-14) went 16-6 with a 3.04 ERA and 244K in 49 games (37 starts)...was named 2014 First team All-ACC and Third Team Collegiate Baseball All-American....won the 2014 Rawlings Gold Glove Award...was also tabbed the 2013 Tallahassee Regional Most Outstanding Player after his 113K ranked 11th among NCAA Division 1 pitchers.
- ▶ His brother-in-law also played at FSU and was selected by the Tigers in the 2014 First-Year Player Draft.
- ▶ Had a Little League field named after he and his wife in Hoyo Oscuro, Dominican Republic through Big League Impact, a charitable organization which was founded by his former teammate, Adam Wainwright.
- ▶ As part of the Diamondbacks' 2019 Summer of Safety program, helped deliver 100 new bikes and helmets to kids at the Boys and Girls Club...also co-hosted "Swing For Impact" at Top Golf Scottsdale to benefit Food For the Hungry, Striking Out Poverty and the Phoenix Rescue Mission.
- ▶ Pitched for the 2013 USA Baseball National Team...the team went 20-3 overall.

Weaver's Career Pitching Record

Year	Club	W	L	ERA	G	GS	CG	SHO	SV	IP	H	R	ER	HR	HP	BB	SO	WP	BK
2014	GCL Cardinals	0	0	0.00	4	4	0	0	0	6.0	4	0	0	0	1	0	9	0	0
	Palm Beach	0	1	21.60	2	2	0	0	0	3.1	11	8	8	1	0	4	3	0	1
2015	Palm Beach	8	5	1.62	19	19	0	0	0	105.1	98	34	19	2	0	19	88	8	1
2016	Springfield	6	3	1.40	12	12	0	0	0	77.0	63	23	12	4	2	10	88	5	0
	Memphis	1	0	0.00	1	1	0	0	0	6.0	2	0	0	0	0	2	4	0	0
	ST. LOUIS	1	4	5.70	9	8	0	0	0	36.1	46	29	23	7	2	12	45	1	0
2017	Memphis	10	2	2.55	15	15	0	0	0	77.2	63	24	22	3	1	19	76	6	0
	ST. LOUIS	7	2	3.88	13	10	0	0	0	60.1	59	27	26	7	1	17	72	0	0
2018	ST. LOUIS	7	11	4.95	30	25	0	0	0	136.1	150	83	75	19	3	54	121	3	0
	Memphis - a	0	0	4.50	1	1	0	0	0	4.0	3	2	2	1	0	0	7	0	0
2019	ARIZONA - b	4	3	2.94	12	12	0	0	0	64.1	55	22	21	6	3	14	69	0	0
2020	ARIZONA	1	9	6.58	12	12	0	0	0	52.0	63	39	38	10	1	18	55	0	0
2021	ARIZONA - c	3	6	4.25	13	13	0	0	0	65.2	58	34	31	11	1	20	62	0	0
	AZL D-Backs	0	0	3.00	1	1	0	0	0	3.0	4	1	1	0	0	0	6	1	0
	Reno	0	0	3.86	2	2	0	0	0	7.0	6	3	3	0	0	4	12	1	0
2022	ARIZONA - d, e, f, g	1	1	7.71	12	1	0	0	0	16.1	24	14	14	1	1	5	19	0	0
	Reno	0	0	3.00	2	1	0	0	0	6.0	6	2	2	1	0	2	5	0	0
	KANSAS CITY	0	0	5.59	14	0	0	0	0	19.1	28	15	12	0	2	8	19	2	0
2023	Louisville - h	0	0	3.00	2	2	0	0	0	9.0	3	3	3	1	0	4	9	1	0
	CINCINNATI	2	4	6.87	21	21	0	0	0	97.0	125	76	74	24	3	34	85	3	0
	SEATTLE	0	1	6.08	5	1	0	0	0	13.1	16	9	9	2	1	3	8	0	0
	YANKEES - i	1	1	3.38	3	3	0	0	0	13.1	14	5	5	3	0	3	16	0	0
Minor League Totals		25	11	2.13	61	60	0	0	0	304.1	263	100	72	13	5	64	307	22	2
AL Totals		1	2	5.09	22	4	0	0	0	46.0	58	29	26	5	3	14	43	2	0
NL Totals		26	40	5.14	122	102	0	0	0	528.1	580	324	302	85	15	174	528	7	0
Major League Totals		27	42	5.14	144	106	0	0	0	574.1	638	353	328	90	18	188	571	9	0

Selected by Toronto Blue Jays in the 19th round of the 2011 First-Year Player Draft but did not sign
 Selected by St. Louis Cardinals in the first round (27th overall) of the 2014 First-Year Player Draft.

- a - Acquired by the Arizona Diamondbacks from St. Louis with C Carson Kelly, INF Andrew Young and a competitive balance draft pick in exchange for INF Paul Goldschmidt on December 5, 2018.
- b - Placed on the 10-day injured list on May 27, 2019 with right forearm tightness...was transferred to the 60-day injured list on July 26, 2019 and reinstated September 21, 2019.
- c - Placed on the 10-day injured list on May 18, 2021 (retroactive to May 17) with a right shoulder strain...was transferred to the 60-day injured list on May 27, 2021 and was reinstated on September 1, 2021.
- d - Placed on the 10-day injured list with right elbow inflammation on April 8, 2022...was transferred to the 60-day injured list on May 28, 2022 and was reinstated on June 12, 2022.
- e - Was acquired by Kansas City from Arizona in exchange for INF Emmanuel Rivera on August 1, 2022.
- f - Was claimed off waivers by Seattle on October 26, 2022.
- g - Was non-tendered by Seattle on November 18, 2022.
- h - Placed on the 1015day injured list from March 27 - April 20, 2023 with a right elbow flexor strain.
- i - Was claimed off waivers by the Yankees on September 12, 2023.

Weaver's Career Fielding Record

Position	PCT	G	PO	A	E	TC	DP
Pitcher	.943	144	39	61	6	106	4

Weaver's Regular Season Batting Record

Year	Team	AVG	G	AB	R	H	2B	3B	HR	RBI	SH	SF	HP	BB	SO	SB	CS	
2023	CIN/SEA/NYY	Did Not Bat																
Major League Totals		.167	144	108	10	18	0	0	1	8	13	1	0	3	50	0	0	

Weaver's Career Bests and Streaks

COMPLETE GAMES: None. **LOW-HIT COMPLETE GAME:** N/A. **IP (START):** 8.0, 7/5/18 at SF. **IP (RELIEF):** 4.1, 9/9/23 at TB. **HITS:** 10 - 3 times (last on 6/18/23 at HOU). **RUNS:** 9, 6/18/22 vs. MIN. **EARNED RUNS:** 9, 6/18/22 vs. MIN. **WALKS:** 6, 4/24/18 vs. NYM. **STRIKEOUTS:** 10 - 3 times (8/29/17 at MIL). **HOME RUNS:** 3 - 4 times (last on 5/9/23 vs. NYM). **WINNING STREAK:** 7g, 8/2-9/20/17. **LOSING STREAK:** 6g, 8/23-9/26/20. **SCORELESS STREAK (IP):** 17.1, 5/5-9/1/21.

Pitcher of the Month: None

Player of the Week: None.

Rookie of the Month: None



AUSTIN WELLS • C

88

HT: 6-2 • **WT:** 220 • **BATS:** L • **THROWS:** R
BIRTHDATE: 7/12/99 • **OPENING DAY AGE:** 24
BIRTHPLACE: Scottsdale, Ariz.
RESIDES: Henderson, Nev.
COLLEGE: University of Arizona
M.L. SERVICE: 31 days (Rookie)



FRONT OFFICE

2024 YANKEES
WELLS

2023 REVIEW

OPPONENTS

HISTORY & RECORDS

YANKEE STADIUM

PLAYER DEVELOPMENT

MEDIA

STATUS

- ▶ Was selected by the Yankees in the first round (28th overall) of the 2020 First-Year Player Draft.

2023

- ▶ Saw his first Major League action, batting .229/.257/.486 (16-for-70) with 8R, 6 doubles, 4HR, 13RBI and 3BB in 19 games with the Yankees (9/1-10/1).
- ▶ 10 of his 16 hits went for extra bases (6 doubles, 4HR)... six of his 16 hits drove in a run.
- ▶ Batted .317/.333/.732 (13-for-41) with 7R, 5 doubles, 4HR, 10RBI and 1BB in his final 11 games (9/16-10/1) after hitting .103 (3-for-29) with 1R, 1 double, 3RBI and 2BB over his first eight games (9/1-14).
- ▶ Was signed to a Major League contract and selected to the active roster on 9/1 and made his Major League debut that night, hitting a single in his first plate appearance (1-for-4)... was the first Yankee to make his Major League debut as a starting catcher since Mike Figgia on 9/16/97-G2 vs. Boston... at 24 years, 51 days, was the ninth-youngest Yankee to make his Major League debut as the starting catcher and the youngest to do so since Thurman Munson (22 years, 62 days) on 8/8/69-G2 vs. Oakland... only John Ellis (20y, 269d on 5/17/69 vs. California), Yogi Berra (21y, 133d on 9/22/46-G1 vs. Philadelphia-AL), Ellie Rodriguez (22y, 2d on 5/26/68-G1 vs. Chicago-AL), Thurman Munson (22y, 62d on 8/8/69-G2 vs. Oakland), Johnny Blanchard (22y, 211d on 9/25/55-G2 at Boston), Roxy Walters (22y, 315d on 9/16/1915 vs. Chicago-AL), Joe Glenn (23y, 301d on 9/15/32 at Chicago-AL) and Charlie Silvera (23y, 352d on 9/29/48 at Philadelphia-AL) accomplished the feat at a younger age... was the first Yankee to make his Major League debut as a catcher since Kyle Higashioka on 4/10/17 vs. Tampa Bay.
- ▶ At the time of his call-up, was tabbed by *Baseball America* as the No. 5 prospect in the Yankees system and the No. 81 prospect in all of baseball... was also ranked by MLB Pipeline as the No. 8 prospect in the Yankees organization.
- ▶ With OF Jasson Dominguez also making his Major League debut on 9/1 at Houston, it marked the 12th time in franchise history two players made their Major League debuts as starters in the same game, the third such time in the last 54 years (since 1970) and fourth in the last 77 years (since 1947)... joined Aaron Judge and Tyler Austin on 8/13/16 vs. Tampa Bay, Dean Anna and Masahiro Tanaka on 4/4/14 at Toronto, and John Ellis and Jim Lyttle on 5/17/69 vs. California... also marked the seventh time in franchise history two players age 24-or-younger made their Major League debuts as starters in the same game... joined Tyler Austin and Aaron Judge on 8/13/16 vs. Tampa Bay, John Ellis and Jim Lyttle on 5/17/69 vs. California, Yogi Berra and Bobby Brown on 9/22/46-G1 vs. Philadelphia-AL, Billy Johnson and Snuffy Stirrweiss on 4/22/43 vs. Washington-AL, Ben Chapman and Dusty Cooke on 4/15/30 at Philadelphia-AL, and Howie Camp, Chick Fewster and Bill Lamar on 9/19/1917 vs. Cleveland.
- ▶ Recorded his first career RBI with a game-tying sac fly in the fifth inning on 9/2 at Houston... with Oswaldo Cabrera, Oswaldo Peraza and Everson Pereira all driving in a run as well, it marked just the 12th time since 1920 (when RBI became an official stat) that the Yankees had four players age 24-or-younger record an RBI in the same game and just the second time in the last 68 years (since 1956)... John Ellis (21), Thurman Munson (23), Jerry Kenney (24) and Bobby Murcer (24) also did so on 6/21/70 at Boston (confirmed by *Elias*).
- ▶ Was one of six Yankees players age 24-or-younger to start from 9/2-3 (also Oswaldo Cabrera, Jasson Dominguez, Oswaldo Peraza, Everson Pereira and Anthony Volpe)... it marked the first time the Yankees had six players age 24-or-younger start in the same game since 9/11/69 at Washington-AL and just the fifth and sixth such occurrences in the last 91 years (since 1933)... marked the 10th time since 9/18/32-G2 that the Yankees had six such *position players* start in the same game.
- ▶ Reached base safely in each of his final 10 starts from 9/16-10/1... collected at least one hit in nine of those games... also hit safely in 10 of his final 12 starts from 9/12(G2)-10/1.
- ▶ Hit his first Major League home run with a solo shot in the ninth inning off Erik Swanson on 9/20 vs. Toronto.
- ▶ Hit 4HR in a seven-game span from 9/20-29, including three in a four-game span from 9/25-29... homered in back-to-back games for the first time in his career from 9/25-26.
- ▶ Drove in eight runs over a four-game span from 9/25-29.
- ▶ Hit his second career HR on a game-tying two-run shot in the fourth inning on 9/25 vs. Arizona.
- ▶ Homered in his second straight game and broke a scoreless tie in the ninth inning on 9/26 at Toronto with a two-run HR... was just the seventh Yankee (eighth time) in the last 42 years (since 1982) to break a scoreless tie with a HR in the ninth inning—or-later, joining Aaron Judge (twice: ninth inning on 7/28/22 vs. Kansas City and 13th inning on 6/16/18 at Toronto), Gary Sánchez (ninth inning on 5/1/18 at Houston), Chris Young (11th inning on 9/12/14-G1 at Baltimore), Alex Rodriguez (15th inning on 8/7/09 vs. Boston), Ruben Sierra (ninth inning on 7/22/04 vs. Toronto) and Cecil Fielder (10th inning on 8/2/96 at Kansas City).
- ▶ Recorded a career-high 4RBI and hit his fourth career HR — a three-run shot in the fourth inning — on 9/29 at Kansas City.



- ▶ Recorded a career-high 3H in his final game of the season on 10/1 at Kansas City, including a career-high two doubles.
- ▶ Combined to hit .240/.333/.442 (89-for-371) with 46R, 24 doubles, 17HR, 72RBI, 48BB and 7SB in 96 games with Single-A Tampa (rehab assignment), Double-A Somerset and Triple-A Scranton/Wilkes-Barre.
- ▶ Began the season on the minor league injured list due to a fractured rib...played in five rehab games with Single-A Tampa, batting .176 (3-for-17) with 2R, 1HR, 2RBI and 3BB...was reinstated with Somerset on 5/2.
- ▶ In 58 games with Double-A Somerset, batted .237/.327/.443 (54-for-228) with 28R, 14 doubles, 11HR, 50RBI, 29BB and 5SB.
- ▶ Was promoted to Scranton/Wilkes-Barre on 7/21...hit .254/.349/.452 (32-for-126) with 16R, 10 doubles, 5HR, 20RBI, 16BB and 2SB in 33 games with the RailRiders.

2022

- ▶ Combined with High-A Hudson Valley, Single-A Tampa and Double-A Somerset, batting .277/.385/.512 (93-for-336) with 60R, 17 doubles, 1 triple, 20HR, 65RBI, 56BB and 16SB in 92 games...among Yankees farmhands, ranked second in SLG, tied for second in RBI, tied for third in HR and fifth in OPS (.897).
- ▶ Began the year with High-A Hudson Valley, batting .323/.429/.576 (32-for-99) with 21R, 7 doubles, 6HR, 16RBI, 19BB and 9SB in 28 games.
- ▶ After a stint on the minor league I.L. from 5/18-6/24, was assigned to Single-A Tampa where he hit .231 (6-for-26) with 5R, 2 doubles, 2HR, 6RBI and 8BB in nine games.
- ▶ Was promoted to Double-A Somerset on 7/5, where he finished the season...in 55 games with the Patriots, he hit .261/.360/.479 (55-for-211) with 34R, 8 doubles, 1 triple, 12HR, 43RBI, 29BB and 7SB.
- ▶ Following the season, was ranked by *Baseball America* as the Yankees' No. 5 prospect and the No. 94 overall prospect in baseball...was also labeled by the publication as the "Best Power Hitter" among Yankees farmhands...was named a MilB.com Organization All-Star.

2021

- ▶ Made his professional debut, hitting .264 (101-for-382) with 82R, 23 doubles, 5 triples, 16HR, 76RBI, 71BB and 16SB in 103 games with Low-A Tampa and High-A Hudson Valley...ranked among Yankees minor leaguers in walks (second), runs scored (second), RBI (third), OPS (fourth, .866), triples (tied for fourth) and extra-base hits (fifth, 44).
- ▶ Began the season with Low-A Tampa, hitting .258 (61-for-236) with 61R, 17 doubles, 4 triples, 9HR, 54RBI, 51BB and 11SB over 65 games...his 61R were tied for the fifth-most in the Low-A Southeast.
- ▶ Was promoted to High-A Hudson Valley on 8/3 and hit .274 (40-for-146) with 21R, 6 doubles, 1 triple, 7HR, 22RBI, 20BB and 5SB in 38 games.
- ▶ Played in the Arizona Fall League with the Surprise Saguaros, hitting .344/.456/.578 (22-for-64) with 14R, 5 doubles, 2 triples, 2HR, 18RBI, 13BB and 1SB in 18 games...was named the AZL "Player of the Week" for 10/18-23 after hitting .538/.600/1.154 (7-for-13) with 3R, 3 doubles, 1 triple, 1HR, 5RBI and 2BB over three games...was also named to the West Division's roster for the AFL "Fall Stars Game" on 11/13.
- ▶ Following the season, was ranked by *Baseball America* as the No. 5 prospect in the Yankees organization...was labeled the No. 6 prospect in the Yankees system by MLB Pipeline...was also named a Organization All-Star by MilB.com.

2020

- ▶ Did not play due to the COVID-19 pandemic.
- ▶ Following the season, was named by *Baseball America* as the Yankees' No. 5 prospect and having the "Best Strike-Zone Discipline" among Yankees minor leaguers...was also named the Yankees' No. 6 prospect by MLB Pipeline.

PERSONAL

- ▶ Full name is Austin Kenneth Wells.
- ▶ In two seasons at the University of Arizona, hit .357/.476/.560 (99-for-277) with 85R, 21 doubles, 7 triples, 7HR, 74RBI and 63BB in 71 games...in his pandemic-shortened sophomore year campaign, hit .375/.527/.589 (21-for-56) with 12R, 6 doubles, 2HR, 14RBI and 17BB in 15 games...earned Second Team All-American honors by *Collegiate Baseball*...was named to the Buster Posey National Collegiate Catcher of the Year Award watch list...batted .353 (78-for-221) with 73R, 15 doubles, 7 triples, 5HR, 60RBI and 46BB in 56 games as a freshman in 2019...was named Pac-12 "Freshman of the Year"...earned First Team Freshman All-American honors by *Baseball America*, D1Baseball and the NCBWA...named a Freshman All-American by *Collegiate Baseball* and Perfect Game/Rawlings.
- ▶ Entering the 2020 draft, was ranked as the No. 21 overall draft prospect by *Baseball America* and the No. 27 prospect by MLB Pipeline...was the fourth catcher to be chosen by the Yankees in the first round of the First-Year Player Draft since its inception in 1965, joining Anthony Seigler in 2018 (23rd overall, Cartersville H.S.), David Parrish in 2000 (28th overall, University of Michigan) and Thurman Munson in 1968 (fourth overall, Kent State University).
- ▶ Attended Bishop Gorman (Nev.) H.S...was named the 2016-17 Gatorade Nevada "Baseball Player of the Year" and was selected to the Under Armour All-America Baseball Game in 2017.



Wells' Career Batting Record

Year	Club	AVG	G	AB	R	H	2B	3B	HR	RBI	SH	SF	HP	BB	SO	SB	CS	E	OBP	SLG	
2020		Did Not Play - COVID-19 Pandemic																			
2021	Tampa	.258	65	236	61	61	17	4	9	54	0	5	7	51	62	11	0	5	.398	.479	
	Hudson Valley	.274	38	146	21	40	6	1	7	22	0	0	4	20	55	5	0	0	.376	.473	
2022	Hudson Valley	.323	28	99	21	32	7	0	6	16	0	1	0	19	27	9	0	0	.429	.576	
	Tampa	.231	9	26	5	6	2	0	2	6	0	0	0	8	5	0	0	0	.412	.538	
	Somerset	.261	55	211	34	55	8	1	12	43	0	2	5	29	58	7	0	6	.360	.479	
2023	Tampa	.176	5	17	2	3	0	0	1	2	0	0	0	3	3	0	0	0	.300	.353	
	Somerset	.237	58	228	28	54	14	0	11	50	0	3	3	29	60	5	0	9	.327	.443	
	Scranton/WB	.254	33	126	16	32	10	0	5	20	0	1	3	16	34	2	1	2	.349	.452	
	YANKEES	.229	19	70	8	16	6	0	4	13	0	1	0	3	14	0	0	1	.257	.486	
Minor League Totals		.260	291	1089	188	283	64	6	53	213	0	12	22	175	304	39	1	22	.370	.476	
Major League Totals		.229	19	70	8	16	6	0	4	13	0	1	0	3	14	0	0	1	.257	.486	

Selected by the Yankees in the 35th round of the 2018 First-Year Player Draft but did not sign.
 Selected by the Yankees in the first round (28th overall) of the 2020 First-Year Player Draft.

Wells' Career Fielding Record

Position	PCT	G	PO	A	E	TC	DP
Catcher	.994	19	171	3	1	175	0

Wells' Career Home Run Chart

MULTI-HOMER GAMES: None. **TWO-HOMER GAMES:** None. **GRAND SLAMS:** None. **PINCH-HIT HR:** None. **INSIDE-THE-PARK HR:** None. **"WALK-OFF" HR:** None. **LEADOFF HR:** None.

Wells' Career Bests and Streaks

HITS: 3, 10/1/23 at KC. **RUNS:** 2, 9/25/23 vs. ARI. **2B:** 2, 10/1/23 at KC. **3B:** None. **HR:** 1 - 4 times (last on 9/29/23 at KC). **RBI:** 4, 9/29/23 at KC. **BB:** 1 - 3 times (last on 9/24/23 vs. ARI). **SO:** 3, 9/2/23 at HOU. **SB:** None. **HIT STREAK:** 5g, 9/25/23-pres. **"WALK-OFF" HITS:** None.

Player of the Month: None

Player of the Week: None

Rookie of the Month: None

Consecutive World Championships

- NEW YORK YANKEES (5)1949-53
- NEW YORK YANKEES (4)1936-39
- NEW YORK YANKEES (3) 1998-2000
- Oakland Athletics (3)1972-74
- Toronto Blue Jays (2)1992-93
- NEW YORK YANKEES (2)1977-78
- Cincinnati Reds (2)1975-76
- NEW YORK YANKEES (2)1961-62
- Philadelphia Athletics (2)1929-30
- NEW YORK YANKEES (2)1927-28
- New York Giants (2)1921-22
- Boston Red Sox (2)1915-16
- Philadelphia Athletics (2)1910-11
- Chicago Cubs (2)1907-08



SINCE 1951...



RENO'S APPLIANCE

235 McLean Blvd.

Route 20 North

Paterson, NJ 07504

973-247-1860

RenosAppliance.com



2023 in Review

Gerrit Cole earned his first career Cy Young Award in 2023, going 15-4 with a 2.63 ERA (209.0IP, 61ER) and 222K in 33 starts (2CG/2SHO). He led the Majors in WHIP (0.98) and opponents' OBP (.259), and paced the AL in ERA, trailing only San Diego's Blake Snell (2.25) among all MLB pitchers. He received his award at the BBWAA Writers' Dinner on January 27, 2024, in Manhattan.

2023 Season Summary

ABOVE BOARD: The Yankees went 82-80 (.506), recording their 31st consecutive winning season (since 1993)... marks the second-longest such stretch in Major League history, trailing only the franchise's streak of 39 straight winning seasons from 1926-64...is the third-longest streak of consecutive winning seasons all-time in the four major sports (MLB/NFL/NBA/NHL), behind only their own 39-season stretch and 32 straight winning seasons by the Montreal Canadiens (1952-83).

RARE OCCURRENCE: The Yankees did not make the postseason for the first time since 2016...the Yankees were just one of three teams to make the postseason in each of the past six seasons (2017-22, also Houston and Los Angeles-NL)...over that span, 26 teams missed the playoffs at least twice, 22 teams missed the postseason at least three times, 18 teams missed the playoffs at least four times and 13 teams missed the postseason at least five times during that six-season stretch.

- ▶ Marked just the fifth time in the last 29 years (since 1995) that the Yankees did not make the playoffs (also 2008, '13-14, '16).

FAN-TASTIC: The Yankees averaged 40,863 fans per home gate this season, the highest home average attendance in the American League and the second-highest in the Majors, trailing only the Los Angeles Dodgers (47,371)...the Yankees drew an AL-best 3,269,016 fans this year despite recording just 80 home games...also ranked third in the Majors in total home attendance, trailing only the Dodgers (3,837,079 in 81 games) and San Diego Padres (3,271,554 in 81 games).

- ▶ The Yankees drew at least 3 million fans for their Major League-record 23rd straight season when there was full attendance (1999-2019, '22-23).
- ▶ The Yankees' 32,573 average road attendance also led the AL and ranked second in the Majors, trailing only the Chicago Cubs (32,723).

AND THE SKIPPER, TOO: Manager **Aaron Boone** recorded his 500th career managerial win on 9/12-Game 2 at Boston...became just the eighth Manager in Yankees history to accomplish the feat, joining Joe McCarthy (1,460-867-21), Joe Torre (1,173-767-2), Casey Stengel (1,149-696-6), Miller Huggins (1,067-719-10), Ralph Houk (944-806-7), Joe Girardi (910-710) and Billy Martin (556-385).

- ▶ Managed his 800th game with the Yankees on 7/14 at Colorado...according to *Elias*, his 476 wins through his first 800 decisions are the 11th-most by any manager in Major League history.

PEN PALS: Yankees relievers posted a Major League-best 3.34 ERA (619.0IP, 230ER), .221 opponents' BA and .349 opponents' SLG this season...also ranked second in the Majors in HR/9.0IP (0.86, second in AL) and opponents' OPS (.658, first in AL), fifth in WHIP (1.23, third in AL) and sixth in opponents' OBP (.309, third in AL).

- ▶ According to *Elias*, it marked the 12th time in franchise history (since 1913 when ER became an official stat in both leagues) and just the second time in the last 42 years (since 1982) that the Yankees posted the lowest bullpen ERA in the Majors...also did so in 1917, '22, '27, '39, '45, '47, '55, '57, '70, '81 and '97.
- ▶ The Yankees went 66-5 when leading after seven innings and 73-2 when leading after eight innings.

ENDING ON A HIGH NOTE: The Yankees went 20-12 (.625) over their final 32 games from 8/28-10/1, tied for the second-most wins by any Major League team over that span, trailing only San Diego (21-10, .677)...was also tied for the third-best record over that stretch, trailing only San Diego and Tampa Bay (19-11, .633).

ROLL CALL: The Yankees used 54 players this season (P: 30, C: 4, INF: 6, OF: 10, INF/OF: 4).

COLE TRAIN: RHP **Gerrit Cole** was unanimously named the 2023 American League Cy Young Award winner after going 15-4 with a 2.63 ERA (209.0IP, 61ER) and 222K in 33 starts (2CG/25HO) in 2023...the Yankees ace became the sixth player in franchise history to win the award, joining Roger Clemens (2001), Ron Guidry (1978), Sparky Lyle (1977), Whitey Ford (1961) and Bob Turley (1958).

- ▶ His 2.63 ERA was the lowest in the American League and the second-lowest in the Majors, trailing only San Diego's Blake Snell (2.25)...his 2.63 ERA was the lowest ERA by a qualified Yankee in the last 43 years (since 1981)...was the lowest since Rudy May recorded a 2.46 ERA in 41 games (17 starts) in 1980...also marked the fourth-lowest ERA by a qualified Yankee in the last 51 years (since 1973), trailing only Ron Guidry (1.74 in 1978), Rudy May (2.46 in 1980) and Catfish Hunter (2.58 in 1975).
- ▶ Became the 10th Yankee (14th time) to win an AL ERA title...joined Rudy May (1980), Ron Guidry (twice: 1978 and '79), Whitey Ford (twice: 1956 and '58), Bobby Shantz (1957), Ed Lopat (1953), Allie Reynolds (1952), Spud Chandler (twice: 1943 and '47), Lefty Gomez (twice: 1934 and '37) and Wilcy Moore (1927).
- ▶ Led the Majors in WHIP (0.98) and opponents' OBP (.259), tied for the lead in quality starts (24, first in AL) and shutouts (two, tied for first in AL), ranked second in ERA (2.63, first in AL) and opponents' OPS (.581, first in AL), third in innings pitched (209.0, first in AL), opponents' BA (.206, first in AL), opponents' SLG (.322, second in AL) and winning percentage (.789, second in AL), tied for third in starts (33, tied for first in AL), fifth in strikeouts (222, third in AL), tied for fifth in WAR (5.2, third in AL - FanGraphs), tied for sixth in wins (15, tied for third in AL), eighth in HR/9.0IP (0.86, third in AL), ninth in BB/9.0IP (2.07, fourth in AL) and 10th in K/BB (4.63, fifth in AL)...also ranked seventh in the AL in K/9.0IP (9.56).
- ▶ Allowed 2R-or-fewer in 26 of his 33 starts this season, the most in the Majors...no other AL pitcher recorded more than 21 such starts...tied Ron Guidry (26 in 1978) for the second-most by a Yankees pitcher in a single season in franchise history, trailing only Jack Chesbro (28 in 1904).
- ▶ Allowed 3R-or-fewer in 28-of-33 starts, the second-most in the AL and the third-most in the Majors, trailing only San Diego's Blake Snell (29) and Minnesota's Sonny Gray (29)...is the only Yankee in the last 45 years (since 1979) to record at least 28 starts of 3R-or-fewer in a single season...the last Yankee to record more was Ron Guidry (30 in 1978)...allowed 3R-or-fewer in 19 of his final 21 starts (6/3-9/27), including 11 consecutive starts from 6/3-8/2.
- ▶ Allowed 1R-or-fewer in 14 of his 33 starts, tied for the second-most in the AL and tied for the fifth-most in the Majors.
- ▶ His seven scoreless starts of at least 5.0 innings this year were tied for the fourth-most in the AL and matched the second-most by a Yankee in the last 45 years (since 1979), trailing only Hiroki Kuroda's nine in 2013.
- ▶ Allowed more than 3R just five times this season, allowing 27 of his 64R in those five starts...in his other 28 starts, allowed just 37 runs, averaging 1.32 runs per game.
- ▶ Started after a Yankees' loss 15 times this season...the Yankees went 12-3 in those games with Cole going 8-2 with a 2.59 ERA (97.1IP, 28ER).
- ▶ The Yankees went 23-10 in his starts this season...the Yankees' 23 wins were tied for the third-most by any team in the Majors (tied for the second-most in the AL), trailing only Atlanta's 26 wins in Spencer Strider's starts and Baltimore's 24 wins in Dean Kremer's starts...the Yankees' 23 wins matched their third-most in a pitcher's starts in the last 22 years (since 2002), trailing only their 24 wins in Luis Severino's starts in 2018 and their 24 wins in Jameson Taillon's starts in 2022.



COLE TRAIN—continued

- ▶ With his 15 wins this year, reached double-digit wins for the ninth time in his career (2013-15, '17-19, '21-23)... is just one of three Major League pitchers to record double-digit wins in nine of the last 11 seasons since 2013, joining Max Scherzer (10: 2013-19, '21-23) and Clayton Kershaw (nine: 2013-17, '19, '21-23).
- ▶ Made at least 30 starts for the seventh time in his career (also 2015, '17-19, '21-22), the most such seasons by any Major League pitcher since 2015.
- ▶ Tossed at least 7.0IP and allowed three-or-fewer baserunners (H/BB/HP) in six starts this season...*Elias* confirms that his six starts are the most by any Major League pitcher in a single season since 1893, which was the first season the mound-to-plate distance was 60 feet, 6 inches.
- ▶ According to FanGraphs, led Major League starters in win probability added (4.39) and was the only AL starting pitcher with a WPA over 3.02...also led the American League and ranked second in the Majors in ERA- (63).
- ▶ Recorded at least 200K for the sixth time in his career (also 2015, '18-19, '21-22)...reached the 200K plateau for his fifth straight 162-game season (also 2018-19, '21-22; recorded 94K in the abbreviated 60-game season in 2020)...is the first Yankee in franchise history to record at least 200K in three different seasons (previous: twice by Luis Severino in 2017 and '18, David Cone in 1997 and '98, and Ron Guidry in 1978 and '79)...is just one of two Major League pitchers since 2015 to record at least six seasons with at least 200K, joining Max Scherzer (also six).
- ▶ His 222K this season were tied with David Cone (222K in 1997) for the seventh-most by a Yankees pitcher in a single season all time, trailing his own 257K in 2022, Ron Guidry's 248K in 1978, his own 243K in 2021, Jack Chesbro's 239K in 1904, CC Sabathia's 230K in 2011 and Luis Severino's 230K in 2017...now owns three of the Yankees' top-eight single-season strikeout totals in franchise history.
- ▶ Recorded at least 8K in 14 starts...notched five double-digit strikeout games this year, the fourth-most in the AL and tied for the seventh-most in the Majors.
- ▶ Tossed at least 200.0 innings for a second straight season and for the sixth time in his career (also 2015, '17-19, '22)...reached the 200.0IP mark for the fifth time in his last six 162-game seasons...is the only pitcher to throw at least 200.0 innings in five different seasons since 2017 (no other pitcher has recorded more than three in that span)...is also the only Major League pitcher to record six such seasons since 2015 (no other pitcher has more than four in that span)...is the only Yankee in the last 10 years (since 2014) to throw at least 200.0IP in a season and is the first to do so in back-to-back seasons since CC Sabathia (five straight from 2009-13) and Hiroki Kuroda (2012-13)...was just one of two AL pitchers and just one of five Major League pitchers to reach the mark this season.
- ▶ Tossed at least 6.0 innings in 26 of his 33 starts, the most in the AL and second-most in the Majors, trailing only San Francisco's Logan Webb (27)...tossed at least 6.0 innings in 14 of his final 16 starts (7/2-9/27) and in 19 of his final 22 starts (5/28-9/27).
- ▶ Tossed at least 7.0 innings in seven of his final 12 starts (7/28-9/27), eight of his final 15 starts (7/8-9/27) and nine of his final 18 starts (6/20-9/27)...his 11 starts at or above 7.0IP were tied for the second-most in the AL and tied for the third-most in the Majors, trailing only San Francisco's Logan Webb (16) and Houston's Framber Valdez (16).
- ▶ Was one of just two Major League pitchers this season to throw multiple shutouts (also Houston's Framber Valdez-two)...was the first Yankees pitcher in the last 10 years (since 2014) and just the third Yankees pitcher in the last 18 years (since 2006) to throw multiple shutouts in a single season, joining Iván Nova (two in 2013) and Hiroki Kuroda (two in 2012).
- ▶ Went 5-0 with one shutout, a 1.29 ERA (48.2IP, 7ER) and 52K in his final seven starts (8/25-9/27)...allowed 2R-or-fewer in each of those seven starts...walked just five of his 178BF over that span...the Yankees went 7-0 in those games.
- ▶ Went 3-0 with a 1.03 ERA (35.0IP, 4ER) and 34K in five starts (1CG/1SHO) in September...was the sixth-lowest ERA by a Yankees pitcher who made at least five starts in September in franchise history (since ER became an official stat in the AL in 1913), trailing only Lefty Gomez (0.60 ERA in Sept. 1937), Spud Chandler (0.81 ERA in Sept. 1943), Whitey Ford (0.90 ERA in Sept. 1963), Bob Shawkey (0.94 ERA in Sept. 1924) and Ron Guidry (0.96 ERA in Sept. 1978).

TROPHY CASE: RHP Gerrit Cole was named the AL "Pitcher of the Month" for March/April, **OF Aaron Judge** was named the AL "Player of the Month" for May and **RHP Clay Holmes** was named the AL "Reliever of the Month" for September.

▶ **Cole** went 5-0 with a 1.11 ERA (40.2IP, 23H, 5ER, 11BB, 44K, OHR) in six starts (1CG/1SHO) in March/April...led the Majors in innings pitched, tied for the best record and ranked second in ERA...marked his sixth career "Pitcher of the Month" honor and second with the Yankees (also April 2021)...was the first Yankees pitcher to be named "Pitcher of the Month" since Jameson Taillon (July 2021)...became just the fifth Yankees pitcher to be named the "Pitcher of the Month" multiple times since the award was established in 1979 (also Andy Pettitte – three times; Roger Clemens, Hideki Irabu and CC Sabathia – twice)...recorded the second-lowest ERA by a Yankees pitcher who made at least five starts in March/April in franchise history (since ER became an official stat in 1913)...his 1.11 ERA trailed only Jimmy Key, who posted a 0.93 ERA in five starts of April 1993.

▶ **Judge** batted .342/.474/.882 (26-for-76) with 23R, 5 doubles, 12HR, 25RBI, 20BB/3IBB, 15B and 15F in 21 games during the month of May...led the Majors in team in SLG and OPS (1.356) and was tied for the Major League lead in HR (first in AL)...also ranked second in the Majors in OBP (first in AL), tied for second in RBI (tied for first in AL) and extra-base hits (17, tied for first in AL), tied for fifth in walks (tied for second in AL) and tied for sixth in runs scored (tied for first in AL)...also ranked sixth in the AL in BA...his 12HR during May matched his third-most in a single calendar month, trailing only his 15HR in September 2017 and 13HR in July 2022 (also hit 12HR in May 2022)...marked his sixth career AL "Player of the Month" honor (first since September 2022), matching Alex Rodriguez for the most by a Yankee in franchise history (since 1974 when the award was established).

▶ **Holmes** went 8-for-8 in save opportunities and posted a 0.75 ERA (12.0IP, 5H, 2R/1ER, 4BB, 11K) in 12 relief appearances during the month of September...his eight saves were tied for the most in the AL during that span...was his second AL "Reliever of the Month" honor (also May 2022)...since the award's inception in 2017, is the second Yankees reliever to win the award multiple times (also Aroldis Chapman – three times).

▶ The Yankees had a player win the AL "Player of the Week" award five times: **RHP Gerrit Cole** from 4/10-16, **INF Anthony Rizzo** from 5/8-14, **OF Aaron Judge** from 5/15-21 and 9/18-24, and **RHP Domingo Germán** from 6/26-7/2.

BRONX TALE: The Yankees went 42-39 (.519) at Yankee Stadium...marked their 32nd straight winning season at home (since 1992)... according to *Elias*, their streak is the second-longest in Major League history, trailing only their own 47-year streak from 1918-64.

BATTERS' EYE: After the All-Star break, **Yankees batters** led the Majors with a 4.02 pitches per plate appearance ratio and ranked third with a 9.54 PA/BB ratio...prior to the All-Star break, ranked 20th in the Majors in both categories (11.90 PA/BB and 3.86 PA/PA).

PITCH PERFECT: **Yankees pitchers** ranked second in the AL and third in the Majors in opponents' BA (.234), trailing only Milwaukee (.226) and Tampa Bay (.231)...also ranked sixth in the Majors in opponents' SLG (.396, fourth in AL) and ninth in opponents' OBP (.308, sixth in AL) and opponents' OPS (.703, fifth in AL).



CELEBRATING 50 YEARS: This year marked the 50th Anniversary of the Steinbrenner Family purchasing the New York Yankees...under the Steinbrenner's leadership, the Yankees have won seven World Series while no other Major League team has won more than four during that span...the Yankees have also posted a Major League-best .565 winning percentage during that stretch.

ALL RISE: OF Aaron Judge hit 37HR in 106 games...was just the second player in Major League history to hit at least 37HR in a season while playing in 106 games-or-fewer, joining Mark McGwire (39HR in 104G in 1995 with Oakland).
▶ Despite missing 51 games on the injured list, his 37HR were the fourth-most in the AL and tied for the 10th-most in the Majors...was also tied for fourth in the AL in game-winning RBI (13) and ranked sixth in walks (88).

THREE-PEAT: OF Aaron Judge hit 3HR in a game twice: 8/23 vs. Washington and 9/22 vs. Arizona...is one of just 25 players (35 times) in franchise history to hit at least 3HR in a game...became the sixth player in franchise history to record multiple 3HR games, joining Lou Gehrig (four), Joe DiMaggio (three), Alex Rodriguez (three), Tony Lazzari (two) and Bobby Murcer (two)...became the first player in franchise history to record multiple 3HR games in a single season.
▶ His career-high four extra-base hits on 9/22 vs. Arizona matched the most by a Yankee in franchise history...his 14 total bases matched the third-most by a Yankee in a single game in franchise history, trailing only Lou Gehrig (16TB on 6/3/32 at Philadelphia-AL) and Tony Lazzari (15TB on 5/24/36 at Philadelphia-AL).

CLOSING TIME: The Yankees had 10 different pitchers record a save: Clay Holmes-24, Michael King-6, Wandy Peralta-4, Ian Hamilton-2, Tommy Kahnle-2 Ron Marinaccio-2, Jhony Brito-1, Delvi Garcia-1, Nick Ramirez-1 and Ryan Weber-1...the Yankees' 10 players with at least one save were tied for the third-most in the Majors, trailing only Boston (11) and Los Angeles-NL (11)...marked the second time in franchise history (since saves became an official stat in 1969) that the Yankees had 10 different pitchers record a save (also 12 in 2022).

▶ **RHP Clay Holmes** recorded a career-high 24 saves, reaching the 20-save plateau for the second time in his career (also 20 saves in 2022)...became the eighth pitcher in franchise history (since saves became an official stat in 1969) to record multiple seasons of at least 20 saves...joined Mariano Rivera (16), Dave Righetti (seven), Aroldis Chapman (five), Rich Gossage (five), Sparky Lyle (four), Steve Farr (three) and John Wetteland (two).

HIGH VOLPAGE: INF Anthony Volpe hit 21HR and recorded 24SB, becoming the first Yankees rookie in franchise history and one of 16 rookies in Major League history to record at least 20HR and 20SB in a season...joined Corbin Carroll (25HR/54SB in 2023 with Arizona), Nolan Jones (20HR/20SB in 2023 with Colorado), Bobby Witt Jr. (20HR/30SB in 2022 with Kansas City), Julio Rodriguez (28HR/25SB in 2022 with Seattle), Randy Arozarena (20HR/20SB in 2021 with Tampa Bay), Andrew Benintendi (20HR/20SB in 2017 with Boston), Mike Trout (30HR/49SB in 2012 with Los Angeles-AL), Chris Young (32HR/27SB in 2007 with Arizona), Carlos Beltrán (22HR/27SB in 1999 with Kansas City), Nomar Garciaparra (30HR/22SB in 1997 with Boston), Marty Cordova (24HR/20SB in 1995 with Minnesota), Ellis Burks (20HR/27SB in 1987 with Boston), Devon White (24HR/32SB in 1987 with California), Mitchell Page (21HR/42SB in 1977 with Oakland) and Tommie Agee (22HR/44SB in 1966 with Chicago-AL).

▶ Was just the 14th player in franchise history to record at least 20HR and 20SB in a season...joined Alex Rodriguez (three times: 2004-05, '07), Alfonso Soriano (twice: 2002-03), Derek Jeter (twice: 2001, '04), Rickey Henderson (twice: 1985-86), Brett Gardner (2017), Curtis Granderson (2011), Bobby Abreu (2008), Johnny Damon (2006), Paul O'Neill (2001), Roberto Kelly (1991), Bobby Bonds (1975), Roy White (1970) and Mickey Mantle (1959)...was just the second to do so in the last 12 seasons (since 2012), joining Gardner.

- ▶ Was just the second shortstop in franchise history to hit at least 20HR and record at least 20SB in a single season (min. 50% of games at SS), joining Derek Jeter (twice).
- ▶ His 21HR were tied for the sixth-most by a rookie in franchise history, trailing Aaron Judge's 52HR in 2017, Joe DiMaggio's 29HR in 1936, Miguel Andujar's 27HR in 2018, Joe Gordon's 25HR in 1938 and Gleyber Torres' 24HR in 2018...Kevin Maas also hit 21HR in 1990.
- ▶ Was just the sixth player in Yankees history (10th time) to hit at least 20HR in a season prior to his age 23 season...joined Mickey Mantle (three times: 1952-54), Gleyber Torres (twice: 2018-19), Joe DiMaggio (twice: 1936-37), Joe Pepitone (1963) and Lou Gehrig (1925)...his 21 career home runs are the seventh-most by a Yankee prior to his 23rd birthday in franchise history...trails Mickey Mantle (84HR from 1951-54), Joe DiMaggio (75HR from 1936-37), Gleyber Torres (62HR from 2018-19), Joe Pepitone (34HR from 1962-63), Ben Chapman (27HR from 1930-31) and Lou Gehrig (25HR from 1923-26).
- ▶ Was the fourth Yankees shortstop in franchise history to hit at least 21HR in a season (min. 50% games at SS), joining Derek Jeter (24HR in 1999, 23HR in 2004 and 21HR in 2001), Didi Gregorius (27HR in 2018 and 25HR in 2017) and Gleyber Torres (38HR in 2019).
- ▶ His 24SB were the 10th-most by a rookie in franchise history, trailing only Alfonso Soriano (43SB in 2001), Bert Daniels (41SB in 1910), Willie Randolph (37SB in 1976), Neal Ball (32SB in 1908), Jimmy Austin (30SB in 1909), Brett Gardner (26SB in 2009), Doc Cook (26SB in 1914), Jerry Kenney (25SB in 1969) and Fritz Maisel (25SB in 1913)...his 24SB this season were the most by a Yankee in the last nine seasons (since 2015) and the most since Jacoby Ellsbury recorded 39SB in 2014.
- ▶ According to *Elias*, was the first Yankee to steal his first 15 career bases without getting caught (since 1921 when caught stealing was first recorded in the American League)...surpassed Joe DiMaggio (first 12SB with OCS from 1936-38).
- ▶ Made his Major League debut on Opening Day...at 21 years, 336 days old, he was just the fourth Yankee to make his Major League debut as a starter on Opening Day at age 21-or-younger, joining Mickey Mantle (19y, 179d on O.D. in 1951), Ben Chapman (21y, 111d on O.D. in 1930) and Frankie Crosetti (21y, 191d on O.D. in 1932)...was just the sixth Yankee in franchise history to make his Major League debut on Opening Day at age 21-or-younger and the fifth-youngest of the group...joined Mickey Mantle (19y, 179d in 1951), Ben Chapman (21y, 111d in 1930), Joe Pepitone (21y, 183d in 1962), Frankie Crosetti (21y, 191d in 1932) and Billy Martin (21y, 337d in 1950).
- ▶ Was just the fourth Yankee since 1950 to make his big league debut as an Opening Day starter, joining Mickey Mantle (1951), Jerry Lumpe (1956) and Hideki Matsui (2003).
- ▶ Was just the 11th Yankee (13th time) in franchise history to start on Opening Day at age 21-or-younger and just the third to do so in the last 53 years (since 1971)...joined Derek Jeter (21y, 281d in 1996), Willie Randolph (21y, 277d in 1976), John Ellis (21y, 229d in 1970), Mickey Mantle (21y, 176d in 1953; 20y, 179d in 1952 and 19y, 179d in 1951), Yogi Berra (21y, 338d in 1947), Frankie Crosetti (21y, 191d in 1932), Ben Chapman (21y, 111d in 1930), Mark Koenig (21y, 268d in 1926), Ed Sweeney (21y, 269d in 1910) and George Moriarty (21y, 278d in 1907).

GLOVE STORY: INF Anthony Volpe won the Gold Glove at SS, becoming the first Yankees rookie to win a Gold Glove since the award was established in 1957...he became the second Yankees shortstop to win the award, joining Derek Jeter (five times: 2004-06, '09-10)...he was the second rookie shortstop to win a Gold Glove, joining Jeremy Peña (2022 with Houston).

▶ According to Sports Info Solutions, Volpe was tied for second among Major League shortstops with 16 defensive runs saved, trailing only Chicago-NL's Dansby Swanson (18)...posted a .970 fielding percentage in 157G/150GS at SS.



CALENDAR DAYS: The Yankees hit 53 home runs in 29 games during the month of May, the most home runs in the Majors in that span...matched their most HR in the month of May in franchise history (also 53HR in May 2002)...also matched their fifth-most home runs in a single calendar month in franchise history, trailing their 74HR in August 2019, 58HR in June 2022, and 54HR in August 1998 and July 1940 (also had 53HR in August 2018, May 2002 and June 1961).

- ▶ During the month of May, also ranked third in SLG (.463), runs scored (157) and runs per game (5.41), and fourth in OPS (.782) and extra-base hits (98).
- ▶ The Yankees led the Majors with 19 wins and ranked second with a 19-10 (.655) record, trailing only Texas' 18-9 (.667) record...it marked just the seventh time in the last 11 seasons (since 2013) the Yankees have recorded at least 19 wins in a single calendar month...also went 22-6 in June 2022, 19-9 in May 2022, 21-8 in August 2021, 21-9 in August 2019, 20-7 in May 2019 and 20-8 in September 2017.

CLOCKWORK: The Yankees' average time of game was 2 hours and 42 minutes, 31 minutes shorter than their average game time in 2022 (3:13).

- ▶ Only 30 of their 162G went over three hours for 104 of their games in 2022 were at least three hours long...eight of those 30 games were extra-inning games.
- ▶ Their 132 games that were under three hours were their most in a season since 1979 (141).

MILESTONE MAN: **RHP Gerrit Cole** recorded his 2,000th career strikeout on 5/23 vs. Baltimore (Jorge Mateo swinging)...became the third-fastest pitcher (in terms of games) in Major League history to reach the milestone (278th career game), trailing only Randy Johnson (262G) and Clayton Kershaw (277G)...recorded his 2,000th career strikeout in 1,714.2IP, becoming the third-fastest pitcher in Major League history to record 2,000 career strikeouts in terms of innings pitched, trailing only Chris Sale (1,626.0IP) and Pedro Martínez (1,711.1IP).

STANTON ISLAND: **DH/OF Giancarlo Stanton** hit his 400th career home run on 9/5 vs. Detroit with a go-ahead two-run HR in the sixth inning...accomplished the feat in his 1,520th career game, becoming the fourth-fastest in Major League history to reach 400 career home runs, trailing only Mark McGwire (1,412 games), Babe Ruth (1,475 games) and Alex Rodriguez (1,489 games)...became the 58th player in Major League history to reach the milestone and the 10th player to accomplish the feat as a Yankee (also Teixeira, Beltrán, A. Soriano, Rodriguez, Sheffield, Jackson, Mantle, Gehrig and Ruth)...at the time of his HR, was one of just three active players to reach 400HR, joining Miguel Cabrera and Nelson Cruz.

IT'S BEEN AWHILE: The Yankees lost nine straight games from 8/12-22 for the first time in the last 41 years (since 1983)...own just one of the 276 losing streaks of at least nine games in that span...are one of two teams to record just one losing streak of at least nine games during that stretch, joining the St. Louis Cardinals.

- ▶ Over the last 41 years (since 1983), 24 of the other 28 teams have recorded at least five losing streaks of at least nine games and 16 of those teams have recorded at least nine such streaks: Baltimore (24), Kansas City (23), Detroit (19), Pittsburgh (15), Oakland (14), Cincinnati (14), Minnesota (12), Chicago-NL (12), Milwaukee (11), Tampa Bay (10), Los Angeles-AL (10), Colorado (10), Montreal/Washington (nine), Seattle (nine), Philadelphia (nine), Houston (nine), Texas (seven), Miami (seven), Arizona (seven), San Francisco (six), San Diego (six), Cleveland (six), Atlanta (six) and Chicago-AL (five)...the other four teams have recorded at least three such streaks (Toronto and Boston-four; Los Angeles-NL and New York-NL-three).

HEY NOW, YOU'RE AN ALL-STAR: The Yankees had two players named to the 2023 All-Star Game: **RHP Gerrit Cole** and **OF Aaron Judge**

- ▶ **Cole** was named to his sixth career All-Star team via the player ballot, his fifth as a member of the American League and third with the Yankees (also 2015 with Pittsburgh, 2018-19 with Houston and 2021-22 with the Yankees)...started for the American League in the 93rd Midsummer Classic on 7/11 and retired all 3BF...was the 12th pitcher in franchise history (20th time) to start an All-Star Game, joining Roger Clemens (2001), David Wells (1998), Jimmy Key (1994), Mel Stottlemyre (1969), Whitey Ford (three times: 1954, '60 and '61), Bob Turley (1958), Vic Raschi (twice: 1950, '52), Hank Borowy (1944), Spud Chandler (1942), Red Ruffing (twice: 1939-40) and Lefty Gomez (five times: 1933-35, '37-38).
- ▶ **Judge** was elected by the fans to his fifth career All-Star team (also 2017-18, '21-22)...was the fourth player in Yankees history to earn at least five fan elections, joining Hall of Famer Derek Jeter (9), Hall of Famer Dave Winfield (7) and Alex Rodriguez (6)...is one of five position players drafted by the Yankees to make the All-Star team multiple times as a Yankee (also Thurman Munson, Don Mattingly, Derek Jeter and Jorge Posada)...did not participate in the game due to injury.

BASEBALL IMMORTALITY: **RHP Domingo Germán** threw the 24th perfect game in Major League history and the fourth in franchise history on 6/28 at Oakland...joined Seattle's Félix Hernández (8/15/12 vs. Tampa Bay), San Francisco's Matt Cain (6/13/12 vs. Houston), Chicago-AL's Philip Humber (4/21/12 at Seattle), Philadelphia's Roy Halladay (5/29/10 at Florida), Oakland's Dallas Braden (5/9/10 vs. Tampa Bay), Chicago-AL's Mark Buehrle (7/23/09 vs. Tampa Bay), Arizona's Randy Johnson (5/18/04 at Atlanta), Yankees' David Cone (7/18/99 vs. Montreal), Yankees' David Wells (5/17/98 vs. Minnesota), Texas' Kenny Rogers (7/28/94 vs. California), Montreal's Dennis Martínez (7/28/91 at Los Angeles-NL), Cincinnati's Tom Browning (9/16/88 vs. Los Angeles-NL), California's Mike Witt (9/30/84 at Texas), Cleveland's Len Barker (5/15/81 vs. Toronto), Oakland's Catfish Hunter (5/8/68 vs. Minnesota), Los Angeles-NL's Sandy Koufax (9/9/65 vs. Chicago-NL), Philadelphia's Jim Bunning (6/21/64-Game 1 at New York-NL), Yankees' Don Larsen (1956 World Series Game 5 on 10/8/56 vs. Brooklyn), Chicago-AL's Charlie Robertson (4/30/1922 at Detroit), Cleveland Naps' Addie Joss (10/2/1908 vs. Chicago-AL), Boston Americans' Cy Young (5/5/1904 vs. Philadelphia Athletics), Providence Grays' John Ward (6/17/1880 vs. Buffalo Bisons) and Worcester Ruby Legs' Lee Richmond (6/12/1880 vs. Cleveland Blues).

- ▶ Joined David Cone (7/18/99 vs. Montreal), David Wells (5/17/98 vs. Minnesota) and Don Larsen (1956 World Series Game 5 on 10/8/56 vs. Brooklyn) as the only pitchers in franchise history to throw a perfect game.
- ▶ Was the first Major League pitcher to throw a perfect game since Seattle's Félix Hernández on 8/15/12 vs. Tampa Bay.
- ▶ Was the first Dominican-born pitcher to throw a perfect game.
- ▶ Was the 15th perfect game in American League history.
- ▶ Was the first Yankees pitcher to throw a perfect game during a night game and the eighth Major League pitcher to do so.
- ▶ Was the first perfect game by a Yankee on the road...was the eighth perfect game by a Major League pitcher on the road.
- ▶ Was the 16th right-handed pitcher in Major League history (third Yankee) to toss a perfect game.
- ▶ Marked Germán's first career complete game...was the second shutout by a Yankees starter this season (also Gerrit Cole on 4/16 vs. Minnesota).
- ▶ According to *Elias*, pitch counts are known for the last 21 perfect games thrown in Major League history starting with Joss in 1908...out of those 21 games, Germán's performance was the 10th perfect game with fewer than 100 pitches (99 pitches).
- ▶ The Yankees' four perfect games are the most by a franchise in Major League history (next: Chicago-AL - three).
- ▶ The Yankees' 11R were the most ever in a perfect game.



ROARING TWENTIES: The Yankees had six different players age 24-or-younger drive in a run this season: **INF/OF Oswaldo Cabrera, OF Jasson Domínguez, INF Oswald Peraza, OF Everson Pereira, INF Anthony Volpe and C Austin Wells**...marked just the second time in the last 51 years (since 1973) the Yankees had at least six such players in a single season (also seven in 2017).

- ▶ The Yankees had 12 players age 26-or-younger appear in a game in September: **OF Jasson Domínguez** (20 years old), **OF Everson Pereira** (22 years old), **INF Anthony Volpe** (22 years old), **RHP Yoendrys Gómez** (23 years old), **INF Oswald Peraza** (23 years old), **INF/OF Oswaldo Cabrera** (24 years old), **RHP Randy Vásquez** (24 years old), **C Austin Wells** (24 years old), **RHP Jhony Brito** (25 years old), **OF Estevan Florial** (25 years old), **C Ben Rortvedt** (25/26 years old) and **INF Gleyber Torres** (26 years old).
- ▶ The Yankees had six players age 24-or-younger start on 9/2 and 9/3 (Oswaldo Cabrera, Jasson Domínguez, Oswald Peraza, Everson Pereira, Anthony Volpe and Austin Wells)...it marked the first time the Yankees had six players age 24-or-younger start in the same game since 9/11/69 at Washington-AL and just the fifth and sixth such occurrence in the last 91 years (since 1933)...marked the first time since 9/18/32-G2 that the Yankees had six such position players start in the same game.
- ▶ The Yankees had four players age 23-or-younger start in six games over an eight-game stretch from 9/1-9 (Jasson Domínguez, Oswald Peraza, Everson Pereira and Anthony Volpe)...marked the first time the Yankees had four players age 23-or-younger start in the same game since 9/18/69 vs. Washington-AL (Ron Blomberg-21, Frank Tepedino-21, Thurman Munson-22 and Bobby Murcer-23).
- ▶ Oswaldo Cabrera, Oswald Peraza Everson Pereira and Austin

Wells all drove in a run on 9/2 at Houston...it marked just the 12th time since 1920 (when RBI became an official stat) that the Yankees had at least four players age 24-or-younger record an RBI in the same game and the second just time in the last 68 years (since 1956)...John Ellis (21), Thurman Munson (23), Jerry Kenney (24) and Bobby Murcer (24) also did so on 6/21/70 at Boston (confirmed by *Elias*).

- ▶ With Oswald Peraza (23) and Jasson Domínguez (20) each recording three hits on 9/6 vs. Detroit, it marked just the second time in the last 51 years (since 1973) that the Yankees had two players age 23-or-younger record at least three hits in the same game...Gary Sánchez (23) and Ronald Torreyes (23) also did so on 8/19/16 at Los Angeles-AL.

WELCOME TO THE SHOW: The Yankees had eight players make their Major League debut: **RHP Jhony Brito, OF Jasson Domínguez, RHP Yoendrys Gómez, LHP Matt Krook, OF Everson Pereira, RHP Randy Vásquez, INF Anthony Volpe and C Austin Wells**...marks their most in a season since 12 players made their big league debuts in 2017.

- ▶ With **OF Jasson Domínguez** and **C Austin Wells** both making their Major League debuts on 9/1 at Houston, it marked the 12th time in franchise history two players made their Major League debuts as starters in the same game, the third such time in the last 54 years (since 1970) and fourth in the last 77 years (since 1947)...joined Aaron Judge and Tyler Austin on 8/13/16 vs. Tampa Bay, Dean Anna and Masahiro Tanaka on 4/4/14 at Toronto, and John Ellis and Jim Lyttle on 5/17/69 vs. California...also marked the seventh time in franchise history two players age 24-or-younger made their Major League debuts as starters in the same game...joined Tyler Austin and Aaron Judge on 8/13/16 vs. Tampa Bay, John Ellis and Jim Lyttle on 5/17/69



OF Jasson Domínguez homers in the first inning of his Major League debut on Sept. 1, 2023, at Houston, becoming the sixth Yankees player in franchise history to homer in his first career plate appearance.



vs. California, Yogi Berra and Bobby Brown on 9/22/46-G1 vs. Philadelphia-AL, Billy Johnson and Snuffy Stirnweiss on 4/22/43 vs. Washington-AL, Ben Chapman and Dusty Cooke on 4/15/30 at Philadelphia-AL, and Howie Camp, Chick Fewster and Bill Lamar on 9/19/1917 vs. Cleveland.

- ▶ **INF Anthony Volpe** and **RHP Jhony Brito** both debuted during the Yankees' first series of the year...marked the second time in the last 58 seasons (since 1966) the Yankees have had at least two players make their big league debut within the club's first three games of a season (also Hideki Matsui, Jason Anderson and José Contreras in 2003).

OUT OF THIS WORLD: OF Jasson Domínguez made his Major League debut on 9/1 at Houston and homered in his first plate appearance...became the sixth Yankee player in franchise history to hit a home run in his first plate appearance, joining Aaron Judge and Tyler Austin on 8/13/16 vs. Tampa Bay, Andy Phillips on 9/26/04 at Boston, Marcus Thames on 6/10/02 vs. Arizona and John Miller on 9/11/66 at Boston.

- ▶ At 20 years, 206 days old, became the youngest Yankee to homer in his Major League debut...was the youngest Yankee to homer since Bobby Murcer (19y, 117d) on 9/14/65 at Washington-AL...only four players in franchise history have homered at a younger age than Domínguez: Bobby Murcer (19y, 117d on 9/14/65 at Washington-AL), Mickey Mantle (did so 15 times from 1951-52, including his youngest at 19y, 193d on 5/1/51 at Chicago-AL), Lou Gehrig (20y, 100d on 9/27/1923 at Boston) and Ross Moschitto (20y, 123d on 6/18/65 vs. Minnesota).
- ▶ According to *Elias*, was the fifth-youngest player in Major League history to homer in his first plate appearance, trailing only the New York Giants' Whitey Lockman (18y, 345d on 7/5/45 vs. St. Louis-NL), Texas' Jurickson Profar (19y, 195d on 9/2/12 at Cleveland), Cincinnati's Ted Tappe (19y, 224d on 9/14/50-G1 at Brooklyn) and Chicago-NL's Starlin Castro (20y, 44d on 5/7/10 at Cincinnati).
- ▶ *Elias* also notes he was the ninth-youngest player since 1900 to homer in his Major League debut, trailing only the New York Giants' Whitey Lockman (18y, 345d on 7/5/45 vs. St. Louis-NL), Detroit's Denny McLain (19y, 176d on 9/21/63 vs. Chicago-AL), Texas' Jurickson Profar (19y, 195d on 9/2/12 at Cleveland), Cincinnati's Ted Tappe (19y, 224d on 9/14/50-G1 at Brooklyn), Chicago-NL's Starlin Castro (20y, 44d on 5/7/10 at Cincinnati), Kansas City's Clint Hurdle (20y, 50d on 9/18/77 vs. Seattle), Florida's Miguel Cabrera (20y, 63d on 6/20/03 vs. Tampa Bay) and Tampa Bay's Wander Franco (20y, 113d on 6/22/21 vs. Boston).
- ▶ According to ESPN Stats & Info, with his first HR coming off Justin Verlander, he became the second player in Major League history to homer in his first career AB off a reigning Cy Young Award winner (also Marcus Thames on 6/10/02 vs. Arizona off Randy Johnson).
- ▶ Was the youngest Yankee to appear in a game since RHP José Rijo (19y, 54d) on 7/6/84 at Minnesota...was the youngest position player to appear in a game for the Yankees since Stan Javier (20y, 111d) on 4/29/84 vs. Milwaukee...was the youngest Yankee to make his Major League debut since Stan Javier (20y, 97d) on 4/15/84 vs. Chicago-AL.
- ▶ Was the ninth-youngest Yankee to make his Major League debut as a starter and the sixth-youngest position player in franchise history to do so...was the youngest position player to make his big league debut as a starter since Bobby Murcer (19y, 111d at SS on 9/8/65 vs. Washington-AL).
- ▶ Became the youngest Major League player in the Modern Era (since 1900) to hit 4HR through his first seven career games (confirmed by *Elias*)...his 4HR matched the third-most by a Major League player through his first seven career games in the Modern Era (since 1900), trailing only Trevor Story (7HR) and Mark Quinn (5HR)...was the 18th Major League player in the Modern Era to do so and just the second Yankee (Shelley Duncan - 4HR in 2007).

WORTH THE WAIT: The Yankees' third-round pick of the 2006 First-Year Player Draft, **RHP Zach McAllister**, made his Yankees debut in Game 2 on 9/12 at Boston...according to *Elias*, his 17-year difference between being drafted by the Yankees and making his debut with the club is the largest gap in Yankees history (excludes players who were drafted by the Yankees and then drafted again by another club)...Mike Fischlin is the only other such player to have 10-plus years in between being drafted and making his Yankees debut (drafted in the seventh round in 1975 and made his Yankees debut in 1986)...McAllister's Yankees debut also marked his first Major League appearance since 8/16/18 at Minnesota with Detroit.

AUSTIN POWERS: C Austin Wells made his Major League debut on 9/1 at Houston...was the first Yankee to make his Major League debut as a starting catcher since Mike Figgia on 9/16/97-G2 vs. Boston...at 24 years, 51 days, was the ninth-youngest Yankee to make his Major League debut as the starting catcher and the youngest to do so since Thurman Munson (22y, 62d) on 8/26/69-G2 vs. Oakland...only John Ellis (20y, 269d on 5/17/69 vs. California), Yogi Berra (21y, 133d on 9/22/46-G1 vs. Philadelphia-AL), Ellie Rodriguez (22y, 2d on 5/26/68-G1 vs. Chicago-AL), Thurman Munson (22y, 62d on 8/8/69-G2 vs. Oakland), Johnny Blanchard (22y, 211d on 9/25/55-G2 at Boston), Roxy Walters (22y, 315d on 9/16/1915 vs. Chicago-AL), Joe Glenn (23y, 301d on 9/15/32 at Chicago-AL) and Charlie Silveira (23y, 352d on 9/29/48 at Philadelphia-AL) accomplished the feat at a younger age...was the first Yankee to make his Major League debut as a catcher since Kyle Higashioka on 4/10/17 vs. Tampa Bay.

CONTROL FREAKS: With **RHP Michael King** recording 13K and OBB on 9/20 vs. Toronto and **RHP Gerrit Cole** recording 9K and OBB on 9/21 vs. Toronto, it marked just the second time in franchise history Yankees starters recorded at least 9K with OBB in back-to-back starts...Yankees starters also accomplished the feat from 9/7-8/98 at Boston when David Wells recorded 10K and OBB on 9/7/98 and David Cone recorded 11K and OBB on 9/8/98.

BIG DADDY KANE: **RHP Tommy Kahnle's** 16-game scoreless streak to start the season (6/2-7/9) was the third-longest in franchise history, trailing only Lee Guetterman's 19-game streak in 1989 and Andrew Miller's 17-game streak in 2015...was part of a career-high 21-game scoreless streak from 9/24/22-7/9/23...posted a career-high 20.1 scoreless inning streak during that span...his season-long 15.1 scoreless inning streak from 6/2-7/9 was the longest by a Yankees reliever in 2023 and was the second-longest by a Yankees pitcher, trailing only Gerrit Cole's 25.2 scoreless inning streak from 4/11-27.

HAWAIIAN PUNCH: INF/OF Isiah Kiner-Falefa stole home on 6/14 at the Mets...according to *Elias*, was the first Yankee to steal home since Dicki Gregorius on 8/27/16 vs. Baltimore...was the first straight steal of home by a Yankee since Jacoby Ellsbury on 4/22/16 vs. Tampa Bay...also marked the first steal of home by a Yankee in the Subway Series (*Elias*).

THANKS FOR THE ASSIST: OF Everton Pereira, OF Harrison Bader and OF Aaron Judge each recorded an outfield assist on 8/22 vs. Washington...marked the Yankees' first game with three outfield assists since 7/15/07 at Tampa Bay (also three: Melky Cabrera-2 and Hideki Matsui-1)...it was the first time three different Yankees outfielders recorded an outfield assist since 6/19/87 at Boston (Ron Kittle/Mike Easler/Dave Winfield) and it marked the first time the Yankees had a left fielder (Pereira), centerfielder (Bader) and right fielder (Judge) record an outfield assist since 7/27/1980 at Kansas City (Lou Piniella/Ruppert Jones/Reggie Jackson).



PLAYING THE FIELD: According to *Elias*, **INF/OF Oswaldo Cabrera** was just the third player in franchise history to play all three outfield positions and all four infield positions in a single season, joining Clay Bellinger (2000) and Wid Conroy (1905).

▶ **INF/OF Isiah Kiner-Falefa** was just the sixth player (seventh time) in franchise history and just the third Yankee in the last 110 years (since 1914) to make at least 85 starts in a season and appear defensively at 2B, 3B, SS and all three outfield positions...joined Randy Velarde (1992), Tony Kubek (1959), Roy Hartzell (1913), Birdie Cree (1909) and Wid Conroy (1905 and 1908).

SERIES BUSINESS: The Yankees won or split each of their first six series of a season for just the third time in the last 67 years since 1957 (first nine series in 2003 and first six series in 1976) - credit: *Elias*.

FAST AND FURIOUS: Yankees baserunners stole 100 bases in 2023, their second straight season with at least 100SB (102 in 2022)...marks the first time since 2013-14 that the Yankees stole at least 100 bases in back-to-back seasons.

▶ Four different Yankees recorded double-digit stolen bases this season: **INF Anthony Volpe** (24SB), **OF Harrison Bader** (17SB), **INF/OF Isiah Kiner-Falefa** (14SB) and **INF Gleyber Torres** (13SB)...marks the Yankees' second straight season with at least four players with double-digit stolen bases...prior to 2022, the Yankees had not had four players do so since 2014.

▶ **INF Anthony Volpe's** 24SB were the most by a Yankee in the last nine seasons (since 2015) and the most since Jacoby Ellsbury recorded 39SB in 2014.

COUNTRYMEN: **INF/OF Oswaldo Cabrera**, **INF Oswald Peraza**, **OF Everson Pereira** and **INF Gleyber Torres** all started eight games together from 8/27-9/30...prior to this season, the Yankees had four Venezuela-born players in the same starting lineup just four times in franchise history (Cabrera, Marwin Gonzalez, Peraza and Torres each started in four games together in September 2022).

FOUR SCORE: The Yankees went 69-18 when scoring at least 4R...went 72-24 when holding opponents to 4R-or-fewer.

NATIONAL ENQUIRERS: The Yankees went 23-23 (.500) against the National League...have posted a .500-or-better record in 24-of-27 Interleague season series since the advent of Interleague play in 1997 (20-3-4)...went 12-11 at home and 11-12 on the road.

LET'S PLAY TWO: The Yankees played five doubleheaders, with three of them at Fenway Park (6/8 vs. Chicago-AL, 6/18 at Boston, 7/1 at St. Louis, 9/12 at Boston and 9/14 at Boston)...went 1-1-3 in those doubleheaders.

▶ Played two doubleheaders within three days from 9/12-14...marked the first time they played two doubleheaders within a three-day span since 8/26-30/20 when they played three doubleheaders in a five-day span (8/26/20 at Atlanta, 8/28/20 vs. the Mets and 8/30/20 vs. the Mets).

JUDGE'S RULING: **OF Aaron Judge** had the third-most popular jersey in Major League Baseball in 2023...the rankings are based on tallied sales from MLBShop.com of Nike player jerseys...Judge has been in the top-seven of most popular jerseys in each of the last seven seasons since 2017...he has also been ranked in the top-four during six of those seasons and the top-three in five of those seasons.

WE WERE ON A BREAK: The Yankees entered the All-Star break with a record of .500-or-better for the 27th consecutive season with an All-Star break (1996-2019, '21-23)...marks the second-longest streak in Major League history behind the Yankees' 31 straight seasons with an All-Star break from 1933-44, 46-64.

WHAT A RUN: **RHP Gerrit Cole** posted a career-high 25.2 scoreless inning streak from 4/11-27...was the fifth-longest scoreless streak in the AL this season and the seventh-longest in the Majors...was the second-longest scoreless streak by a Yankees starting pitcher in the last 63 years (since 1961), trailing only Catfish Hunter's 26.0 scoreless inning streak from 8/30-9/11/75.

NEWYORK GIANTS: **OF Aaron Judge** and **DH/OF Giancarlo Stanton** homered in the same game five times in 2023 (4/2 vs. San Francisco, 4/14 vs. Minnesota, 7/29 at Baltimore, 8/24 vs. Washington and 9/1 at Houston)...have homered in the same game 31 times during the regular season (since 2018), with the Yankees going 27-4 in those games...the duo has also homered in four Yankees postseason games, with the team winning each of those games.

BIGGER THAN BASEBALL: The **Anthony Rizzo Family Foundation** and the **YES Network** raised over \$1,000,000 through the **Swing for the Fences Auction** in July...all proceeds support pediatric cancer patients and their families.

HEART AND HUSTLE: The MLB Players Alumni Association named **INF/OF Isiah Kiner-Falefa** as the Yankees' 2023 Heart and Hustle Award winner...the award honors active players who demonstrate a passion for the game of baseball and best embody the values, spirit and traditions of the game.

IN THE BIG INNING: **INF Anthony Volpe** and **OF Aaron Judge** hit back-to-back home runs to lead off the game on 4/14 vs. Minnesota...it marked the 12th time in franchise history the Yankees have accomplished the feat and the first since DJ LeMahieu and Judge did so on 6/25/19 vs. Toronto.

WHAT AN HONOR: **OF Aaron Judge** was the 2023 Roberto Clemente Award winner...the Roberto Clemente Award is the annual recognition of a Major League player who best represents the game of baseball through extraordinary character, community involvement, philanthropy and positive contributions, both on and off the field...in 2018, Judge founded the ALL RISE Foundation, which works to inspire children and youth to become responsible citizens by engaging them in activities that encourage them to reach unlimited possibilities...through mini-grant programs, baseball camps, an aspiring leaders program, and other initiatives, the foundation works to have a positive influence on these children, while creating a legacy to continue to guide future generations.

▶ Judge was the fourth Yankee to earn the honor, joining Derek Jeter (2009), Don Baylor (1985) & Ron Guidry (1984).

OPENING DAY NOD: **RHP Gerrit Cole** made his fifth career Opening Day start and his fourth with the Yankees, tossing 6.0 scoreless innings to earn the win (3H, 2BB, 11K)...his 11K marked the most by a Yankees pitcher on Opening Day in franchise history, surpassing Tim Learly's previous record of 9K in 1991.

▶ Was the first Yankees Opening Day starter to throw at least 6.0 scoreless innings since Roger Clemens in 2003 (also OR in 6.0P)...was just the fifth Yankees starter to do so in the last 46 years (since 1978), joining Clemens, David Cone (OR in 7.0IP in 1996), Rick Rhoden (CGSHO in 1988) and Ron Guidry (OR in 9.0IP in 1980).

▶ With his win on Opening Day, became just the 13th pitcher in franchise history to win multiple Opening Day starts (also 2020).

▶ Became the 11th pitcher in franchise history to make at least four Opening Day starts with the Yankees, joining Mel Stottlemyre (7), Ron Guidry (7), Whitey Ford (7), CC Sabathia (6), Lefty Gomez (6), Red Ruffing (5), Masahiro Tanaka (4), Bob Shawkey (4), Roger Clemens (4) and Jack Chesbro (4).

▶ Became the fifth Yankees pitcher in franchise history to make at least four consecutive Opening Day starts, joining CC Sabathia (6GS from 2009-14), Lefty Gomez (6GS from 1932-37), Mel Stottlemyre (4GS from 1967-70) and Jack Chesbro (4GS from 1903-06).



HOW THEY WERE BUILT: Of the 26 players on the Yankees' 2023 Opening Day active roster, 10 were signed as free agents (Cole, F. Cordero, J. Cordero, Cortes*, Germán, Higashioka*, Judge*, LeMahieu, Loáisiga and Rizzo), nine were acquired by trade (Donaldson, Hicks, Holmes, Kiner-Falefa, King, Peralta, Stanton, Torres and Trevino), six were originally drafted and signed by the Yankees (Cortes*, Higashioka*, Judge*, Marinaccio, Schmidt and Volpe), three were signed as non-drafted free agents (Brito, Cabrera and Florial) and one was claimed off waivers (Abreu).

- ▶ Of the 26 players on the Yankees' 2023 Opening Day active roster, eight were not on the club's 2022 Opening Day active roster — P (4): Abreu, Brito, J. Cordero, Germán; INF (1): Volpe; OF (1): Florial; INF/OF (2): Cabrera, F. Cordero.
- ▶ The Yankees' Opening Day active roster included players from Cuba, the Dominican Republic, Nicaragua, the United States and Venezuela.
- ▶ Brito, Cabrera, Florial and Volpe made their first career Opening Day active roster... Brito and Volpe were the only rookies.

2023 MLB Award Winners

AL Cy Young:

- **RHP Gerrit Cole**

AL Gold Glove:

- **INF Anthony Volpe (SS)**

All-MLB Team:

- **RHP Gerrit Cole** (first team)
- **OF Aaron Judge** (second team)

Roberto Clemente Award:

- **OF Aaron Judge**

AL Player of the Month (1)

- **Aaron Judge** (May): 21G, .342/.474/.882 (26-for-76), 23R, 5 doubles, 12HR, 25RBI, 20BB, 1SB

AL Pitcher of the Month (1)

- **Gerrit Cole** (March/April): 6GS, 5-0, 1CG/1SHO, 1.11 ERA, 40.2IP, 23H, 5ER, 11BB, 44K, 0HR

SPRING FLING: The Yankees went 13-18-2 in spring training games this year... **Yankees hitters** led the Grapefruit League in walks (148) and stolen bases (35)... also ranked second in OBP (.349), third in HR (44), and fifth in runs scored (167), hits (274) and total bases (465)... **Yankees pitchers** ranked third in the Grapefruit League in strikeouts (314).

- ▶ **INF Anthony Volpe** was named the winner of the 2023 James P. Dawson Award, presented annually to the top rookie in spring training as voted on by Yankees beat writers... batted .309/.415/.618 (17-for-55) with 13R, 6 doubles, 1 triple, 3HR, 5RBI, 9BB and 5SB in 19 spring games.

AL Reliever of the Month (1)

- **Clay Holmes** (Sept./Oct.): 12G, 0-0, 8SV in 8SVO, 0.75 ERA, 12.0IP, 2R/1ER, 5H, 4BB, 11K, 0HR

AL Player of the Week (5)

- **Gerrit Cole** (4/10-16): 2GS, 2-0, 1CG/1SHO, 1.13 ERA, 16.0IP, 7H, 2ER, 3BB, 13K, 0HR
- **Anthony Rizzo** (5/8-14): 7G, .444/.500/.815 (12-for-27), 10R, 1 double, 3HR, 7RBI, 3BB
- **Aaron Judge** (5/15-21): 6G, .500/.621/1.273 (11-for-22), 7R, 2 doubles, 5HR, 11RBI, 7BB, 1SB
- **Domingo Germán** (6/26-7/2): 1GS, 1-0, 1CG/1SHO, 0.00 ERA, 9.0IP, 0H, 0ER, 0BB, 9K, 0HR
- **Aaron Judge** (9/18-24): 5G, .529/.619/1.235 (9-for-17), 4R, 3 doubles, 3HR, 8RBI, 4BB



2023 Highs and Lows

CLUB GENERAL

Longest Winning Streak	5, 2x (last: 9/1-6)
Longest Winning Streak, Home / Road	5 (5/2-10) / 6 (5/18-30)
Longest Losing Streak	9 (8/12-22)
Longest Losing Streak, Home / Road	5 (8/6-22) / 5, 3x (last: 8/12-16)
Longest Game, Time, 9 inn. / All Games	3:39 (9/12 at BOS-G2) / Same
Longest Game, Innings	13 inn., (9/10 vs. MIL)
Shortest Game, Time, 9 inn. / All Games	2:03 (8/12 at MIA) / Same
Largest Margin of Victory	11 (6/28 at OAK)
Largest Margin of Defeat	13, 2x (last: 7/6 vs. BAL)
Largest Deficit Overcome in a Win	.6 (5/13 vs. TB)
Highest Paid Attendance, Home / Road	47,295 (5/28 vs. SD) / 52,975 (6/3 at LAD)

TEAM BATTING

Most Runs, Game / Inning	12 (4/26 at MIN) / 8 (6/29 at OAK, 6th inn.)
Most Hits, 9 inn. / All Games	18 (5/29 at SEA) / Same
Most Home Runs, All Games	4, 4x (last: 9/1 at HOU)
Shut Out	10 (last: 9/28 at TOR)
Fewest Hits, All Games	1 (8/15 at ATL)
Most Strikeouts, 9 inn. / All Games	18 (7/30 at BAL) / Same
Hitting Streak, 2023 Season / Current	Torres (15G, 7/6-26) / Volpe & Wells (5G)
Walk-off Wins	6 (last: 9/10 vs. MIL)

TEAM PITCHING

Most Runs Allowed, Game / Inning	15, 2x (last: 6/16 at BOS) / 9, 2x (last: 9/29 at KC, 1st inn.)
Most Hits Allowed, 9 inn. / All Games	20 (7/6 vs. BAL) / Same
Fewest Hits Allowed, Game	0 (6/28 at OAK)
Most Strikeouts, 9 inn. / All Games	16, 2x (last: 8/5 vs. HOU) / Same
Shutouts	8 (last: 9/27 at TOR)
Complete Games	3 (last: 9/27 at TOR)
Walk-Off Losses	9 (last: 8/31 at DET)

2023 INDIVIDUAL

BATTING: Runs- 3, 13x (last: Judge, 9/27 at TOR); Hits- 4, 5x (last: Judge, 9/22 vs. ARI); Doubles- 2, 14x (last: Wells, 10/1 at KC); Triples- 1, 15x (last: LeMahieu, 9/30 at KC); HR- 3, 2x (last: Judge, 9/22 vs. ARI); RBI- 6, 2x (last: Judge, 9/22 vs. ARI); BB- 4, (Peraza, 7/17 at LAA); SB- 3, 2x (last: Torres, 8/13 at MIA).

PITCHING: IP in Start- 9.0, 3x (last: Cole, 9/27 at TOR); IP in Relief- 5.1 (Brito, 5/15 at TOR); Hits- 10, 3x (last: Severino, 7/30 at BAL); Runs- 10 (Germán, 6/22 vs. SEA); ER- 9 (Severino, 7/30 at BAL); BB- 5, 3x (last: King, 9/26 at TOR); K- 13 (King, 9/20 vs. TOR); HR- 4, 2x (last: Brito, 7/31 vs. TB); Pitches- 110 (Cole, 7/28 at BAL).

FIELDING: Errors- 2, 2x (Volpe, 9/14-G2 at BOS; Higashioka, 4/18 vs. LAA).

Players Used

The Yankees used 54 players in 2023 (P-30, C-4, INF-6, OF-10, INF/OF-4)...had eight players make their Major League debuts (italicized and asterisked below)...a total of 22 players made their Yankees debuts (MLB debuts, plus Bauers, Bowman, Brewer, Calhoun, F. Cordero, J. Cordero, Hamilton, McAllister, Middleton, Misiewicz, Ramirez, Rodón, Rortvedt, Weaver).

CATCHERS (4)

Kyle Higashioka
Ben Rortvedt
Jose Trevino
**Austin Wells*

OUTFIELDERS (10)

Greg Allen
Harrison Bader
Willie Calhoun
**Jasson Domínguez*
Estevan Florial

INF/OF (4)

Jake Bauers
Oswaldo Cabrera
Franchy Cordero
Isiah Kiner-Falefa

RHPs (24)

Albert Abreu
Matt Bowman
Colten Brewer
**Jhony Brito*
Gerrit Cole

Michael King
Jonathan Loáisiga
Ron Marinaccio
Zach McAllister
Keynan Middleton

INFIELDERS (6)

Josh Donaldson
DJ LeMahieu
Oswald Peraza
Anthony Rizzo
Gleyber Torres
**Anthony Volpe*

Aaron Hicks
Aaron Judge
Billy McKinney
**Everson Pereira*
Giancarlo Stanton

LHPs (6)

Nestor Cortes
**Matt Krook*
Anthony Misiewicz
Wandy Peralta
Nick Ramirez
Carlos Rodón

Jimmy Cordero
Deivi García
Domingo Germán
**Yoendrys Gómez*
Ian Hamilton
Clay Holmes
Tommy Kahnle

Frankie Montas
Clarke Schmidt
Luis Severino
**Randy Vásquez*
Luke Weaver
Ryan Weber
Greg Weissert

*Italics indicates rookie status/ * Indicates made Major League debut.*



Opening Day Lineup and Roster

Of the 26 players on the Yankees' 2023 Opening Day active roster, eight were not on the club's 2022 Opening Day 26-man roster — **P (4)**: RHP Albert Abreu, RHP Jhony Brito, RHP Jimmy Cordero; RHP Domingo Germán*; **INF (1)**: Anthony Volpe; **OF (1)**: Estevan Florial; **INF/OF (2)**: Oswaldo Cabrera, Franchy Cordero.

► Domingo Germán began the 2022 season on the 60-day injured list (right shoulder impingement syndrome).

2023 Lineup: March 30 vs. San Francisco, 5-0 win: 1. LeMahieu-2B, 2. Judge-CF, 3. Rizzo-1B, 4. Stanton-RF, 5. Donaldson-3B, 6. Torres-DH, 7. Cabrera-LF, 8. Trevino-C, 9. Volpe-SS and Cole-SP

2022 Lineup: April 8 vs. Boston, 6-5 win (F/11): 1. Donaldson-3B, 2. Judge-RF, 3. Rizzo-1B, 4. Stanton-DH, 5. LeMahieu-2B, 6. Gallo-LF, 7. Hicks-CF, 8. Higashioka-C, 9. Kiner-Falefa-SS and Cole-SP

2023 Opening Day Roster: P (12): RHP Albert Abreu, RHP Jhony Brito, RHP Gerrit Cole, RHP Jimmy Cordero, LHP Nestor Cortes, RHP Domingo Germán, RHP Clay Holmes, RHP Michael King, RHP Jonathan Loáisiga, RHP Ron Marinaccio, LHP Wandy Peralta, RHP Clarke Schmidt; **C (2):** Kyle Higashioka, Jose Trevino; **INF (5):** Josh Donaldson, DJ LeMahieu, Anthony Rizzo, Gleyber Torres, Anthony Volpe; **OF (4):** Estevan Florial, Aaron Hicks, Aaron Judge, Giancarlo Stanton; **INF/OF (3):** Oswaldo Cabrera, Franchy Cordero, Isiah Kiner-Falefa.

Injured List (9): OF Harrison Bader (left oblique strain), RHP Scott Effross (right elbow surgery recovery), RHP Luis Gil (right elbow surgery recovery), RHP Tommy Kahnle (right biceps tendonitis), RHP Frankie Montas (right shoulder surgery recovery), C Ben Rortvedt (left shoulder aneurysm surgery recovery), LHP Carlos Rodón (left forearm strain), RHP Luis Severino (right lat strain), RHP Lou Trivino (right elbow strain).

Yankees on the Injured List

In 2023: 28 players made a total of 38 appearances on the injured list.

In 2022: 28 players made a total of 33 appearances on the injured list.

PLAYER	INJURY	ON I.L.	OFF I.L.	TYPE	GMS LOST
OF Harrison Bader	Left oblique strain	3/27	5/2	10-day	30
OF Aaron Judge	Right hip strain	4/29	5/9	10-day	9
C Ben Rortvedt	Left shoulder aneurysm surgery recovery	3/27	5/11	10-day	38
INF Oswaldo Peraza	Right ankle sprain	5/6	5/19	10-day	14
RHP Luis Severino	Right lat strain	3/27	5/21	15-day	48
C Jose Trevino	Left hamstring strain	5/18	5/30	10-day	11
RHP Tommy Kahnle	Right biceps tendonitis	3/27	6/1	60-day	58
INF Josh Donaldson	Right hamstring strain	4/6	6/1	10-day	52
DH/OF Giancarlo Stanton	Left hamstring strain	4/16	6/1	10-day	43
OF Harrison Bader	Right hamstring strain	5/30	6/20	10-day	16
RHP Ian Hamilton	Right groin strain	5/17	6/28	15-day	35
LHP Carlos Rodón	Left forearm strain	3/27	7/7	60-day	88
INF/OF Jake Bauers	Left rotator cuff contusion	7/6	7/23	10-day	12
OF Greg Allen	Right hip flexor strain	6/3	7/23	10-day	40
OF Willie Calhoun	Left quad strain	6/22	7/28	10-day	28
OF Aaron Judge	Right great toe sprain	6/4	7/28	10-day	42
LHP Nestor Cortes	Left rotator cuff strain	6/5	8/5	60-day	49
RHP Jonathan Loáisiga	Right elbow inflammation	4/6	8/7	60-day	106
LHP Carlos Rodón	Left hamstring strain	8/7	8/22	15-day	12
INF Josh Donaldson*	Right calf strain	7/16	8/29	60-day	38
RHP Ian Hamilton	Right groin strain	8/31	9/16	15-day	15
RHP Keynan Middleton	Right shoulder inflammation	9/3	9/29	15-day	23
RHP Frankie Montas	Right shoulder surgery recovery	3/27	9/30	60-day	160
RHP Lou Trivino	Right elbow strain	3/27	—	60-day	162
RHP Scott Effross	Right elbow surgery recovery	3/30	—	60-day	162
RHP Luis Gil	Right elbow surgery recovery	3/30	—	60-day	162
RHP Ryan Weber	Right forearm strain	6/3	—	60-day	103
C Jose Trevino	Right wrist tear	7/18	—	60-day	67
INF Anthony Rizzo	Post-concussion syndrome	8/3	—	60-day	54
LHP Nestor Cortes	Left rotator cuff strain	8/8	—	15-day	49
OF Billy McKinney	Left lower back spasm	8/21	—	10-day	38
RHP Albert Abreu	Right hamstring strain	9/8	—	15-day	22
RHP Luis Severino	Left upper body injury (pending further results)	9/9	—	15-day	21
OF Jasson Dominguez	Right UCL tear	9/10	—	60-day	20
RHP Jonathan Loáisiga	Right elbow inflammation	9/10	—	15-day	20
LHP Anthony Misiewicz	Concussion	9/16	—	7-day	14
LHP Wandy Peralta	Left triceps strain	9/19	—	15-day	12
RHP Tommy Kahnle	Right shoulder inflammation	9/22	—	15-day	9

*released before being reinstated

2023 Ejections

Manager (7x)	Date/Opp. (Umpire)
Aaron Boone	9/20 vs. TOR (Barrett) 8/7 at CWS (Diaz) 7/2 at STL (Merzel) 5/25 vs. BAL (Moscoco) 5/21 at CIN (Jimenez) 5/15 at TOR (Vondrak) 4/12 at CLE (Vanover)

Coaches (2x)	Date/Opp. (Umpire)
Brad Wilkerson	8/13 at MIA (Hoye)
Matt Blake	5/14 vs. TB (Muchlinski)

Players (2x)	Date/Opp. (Umpire)
Anthony Rizzo	9/7 vs. DET (Porter)
Domingo Germán	5/16 at TOR (Hoye)

2023 Major League Standings

AMERICAN LEAGUE

East	W	L	Pct	GB	Home	Road	East	Cent	West	NL	RS	RA	Diff
x-Baltimore Orioles	101	61	.623	-	49-32	52-29	32-20	22-10	21-11	26-20	807	678	+129
y-Tampa Bay Rays	99	63	.611	2.0	53-28	46-35	31-21	23-9	18-14	27-19	860	665	+195
y-Toronto Blue Jays	89	73	.549	12.0	43-38	46-35	21-31	22-10	16-16	30-16	746	671	+75
New York Yankees	82	80	.506	19.0	42-39	40-41	22-30	18-14	19-13	23-23	673	698	-25
Boston Red Sox	78	84	.481	23.0	39-42	39-42	24-28	19-13	15-17	20-26	772	776	-4
Central	W	L	Pct	GB	Home	Road	East	Cent	West	NL	RS	RA	Diff
x-Minnesota Twins	87	75	.537	-	47-34	40-41	13-19	29-23	20-12	25-21	778	659	+119
Detroit Tigers	78	84	.481	9.0	37-44	41-40	7-25	35-17	15-17	21-25	661	740	-79
Cleveland Guardians	76	86	.469	11.0	42-39	34-47	16-16	23-29	17-15	20-26	662	697	-35
Chicago White Sox	61	101	.377	26.0	31-50	30-51	11-20	23-29	12-21	15-31	641	841	-200
Kansas City Royals	56	106	.346	31.0	33-48	23-58	9-24	20-32	11-20	16-30	676	859	-183
West	W	L	Pct	GB	Home	Road	East	Cent	West	NL	RS	RA	Diff
x-Houston Astros	90	72	.556	-	39-42	51-30	16-17	14-17	32-20	28-18	827	698	+129
y-Texas Rangers	90	72	.556	-	50-31	40-41	20-12	19-13	29-23	22-24	881	716	+165
Seattle Mariners	88	74	.543	2.0	45-36	43-38	13-18	20-13	33-19	22-24	758	659	+99
Los Angeles Angels	73	89	.451	17.0	38-43	35-46	14-18	18-14	22-30	19-27	739	829	-90
Oakland Athletics	50	112	.309	40.0	26-55	24-57	8-24	14-18	14-38	14-32	585	924	-339

NATIONAL LEAGUE

East	W	L	Pct	GB	Home	Road	East	Cent	West	AL	RS	RA	Diff
x-Atlanta Braves	104	58	.642	-	52-29	52-29	35-17	22-9	21-12	26-20	947	716	+231
y-Philadelphia Phillies	90	72	.556	14.0	49-32	41-40	25-27	19-12	18-15	28-18	796	715	+81
y-Miami Marlins	84	78	.519	20.0	46-35	38-43	26-26	18-15	14-17	26-20	666	723	-57
New York Mets	75	87	.463	29.0	43-38	32-49	25-27	13-19	18-14	19-27	717	729	-12
Washington Nationals	71	91	.438	33.0	34-47	37-44	19-33	14-19	15-16	23-23	700	845	-145
Central	W	L	Pct	GB	Home	Road	East	Cent	West	AL	RS	RA	Diff
x-Milwaukee Brewers	92	70	.568	-	49-32	43-38	18-14	33-19	13-19	28-18	728	647	+81
Chicago Cubs	83	79	.512	9.0	45-36	38-43	11-20	30-22	17-16	25-21	819	723	+96
Cincinnati Reds	82	80	.506	10.0	38-43	44-37	15-17	21-31	18-14	28-18	783	821	-38
Pittsburgh Pirates	76	86	.469	16.0	39-42	37-44	16-17	25-27	16-15	19-27	692	790	-98
St. Louis Cardinals	71	91	.438	21.0	35-46	36-45	14-18	21-31	13-19	23-23	719	829	-110
West	W	L	Pct	GB	Home	Road	East	Cent	West	AL	RS	RA	Diff
x-Los Angeles Dodgers	100	62	.617	-	53-28	47-34	17-14	19-14	34-18	30-16	906	699	+207
y-Arizona Diamondbacks	84	78	.519	16.0	43-38	41-40	14-18	20-12	29-23	21-25	746	761	-15
San Diego Padres	82	80	.506	18.0	44-37	38-43	16-16	11-21	27-25	28-18	752	648	+104
San Francisco Giants	79	83	.488	21.0	45-36	34-47	13-18	20-13	26-26	20-26	674	719	-45
Colorado Rockies	59	103	.364	41.0	37-44	22-59	14-20	13-17	14-38	18-28	721	957	-236

KEY: x - Division winner, y - Clinched playoff spot

2023 Yankees vs. Opponents

AL East	Home	Road	Total	AL Central	Home	Road	Total	AL West	Home	Road	Total
vs. Baltimore	3-4	3-3	6-7	vs. Chicago	1-2	1-2	2-4	vs. Houston	2-2	3-0	5-2
vs. Boston	1-5	3-4	4-9	vs. Cleveland	2-1	2-1	4-2	vs. Los Angeles	2-1	0-3	2-4
vs. Yankees	--	--	--	vs. Detroit	2-1	3-1	5-2	vs. Oakland	3-0	2-1	5-1
vs. Tampa Bay	3-4	2-4	5-8	vs. Kansas City	3-0	1-2	4-2	vs. Seattle	2-1	2-1	4-2
vs. Toronto	2-4	5-2	7-6	vs. Minnesota	2-2	1-2	3-4	vs. Texas	2-1	1-3	3-4
Totals	9-17	13-13	22-30	Totals	10-6	8-8	18-14	Totals	11-5	8-8	19-13

NL East	Home	Road	Total	NL Central	Home	Road	Total	NL West	Home	Road	Total
vs. Atlanta	--	0-3	0-3	vs. Chicago	1-2	--	1-2	vs. Arizona	2-1	--	2-1
vs. Miami	--	1-2	1-2	vs. Cincinnati	--	3-0	3-0	vs. Colorado	--	1-2	1-2
vs. New York	1-1	1-1	2-2	vs. Milwaukee	1-2	--	1-2	vs. Los Angeles	--	2-1	2-1
vs. Philadelphia	2-1	--	2-1	vs. Pittsburgh	--	2-1	2-1	vs. San Diego	2-1	--	2-1
vs. Washington	1-2	--	1-2	vs. St. Louis	--	1-2	1-2	vs. San Francisco	2-1	--	2-1
Totals	4-4	2-6	6-10	Totals	2-4	6-3	8-7	Totals	6-3	3-3	9-6

MLB	Home	Road	Total
vs. AL	30-28	29-29	59-57
vs. NL	12-11	11-12	23-23
2023 Totals	42-39	40-41	82-80



2023 Day-by-Day

Gm	Date	Opponent	W/L	Score	Winning Pitcher	Losing Pitcher	Save	Rec.	Pos.	GA/GB	Att.
1	3/30	vs. San Francisco	W	5-0	Cole (1-0)	Webb (0-1)	-	1-0	T-1st	0.0	46,177* (#1)
	3/31	OFF DAY							T-1st	0.0	
2	4/1	vs. San Francisco	L	5-7	Junis (1-0)	King (0-1)	Doval (1)	1-1	T-2nd	-1.0	41,642
3	4/2	vs. San Francisco	W	6-0	Brito (1-0)	Stripling (0-1)	-	2-1	T-2nd	-1.0	42,053
4	4/3	vs. Philadelphia	W	8-1	Cortes (1-0)	Walker (0-1)	-	3-1	2nd	-1.0	37,202
5	4/4	vs. Philadelphia	L	1-4	Bellatti (1-0)	Germán (0-1)	-	3-2	T-2nd	-2.0	35,392
6	4/5	vs. Philadelphia	W	4-2	Cole (2-0)	Nola (0-1)	Holmes (1)	4-2	2nd	-2.0	35,847
	4/6	at Baltimore Postponed (Rain)							2nd	-2.0	
7	4/7	at Baltimore	L	6-7	Pérez (1-0)	Marinaccio (0-1)	Bautista (3)	4-3	T-3rd	-3.0	45,017
8	4/8	at Baltimore	W	4-1	Brito (2-0)	Irvin (0-2)	Holmes (2)	5-3	2nd	-3.0	30,561
9	4/9	at Baltimore	W	5-3	Cortes (2-0)	Wells (0-1)	Holmes (3)	6-3	2nd	-3.0	29,221
10	4/10	at Cleveland	L	2-3	Bieber (1-0)	Hamilton (0-1)	Clase (3)	6-4	T-2nd	-4.0	19,278
11	4/11	at Cleveland	W	11-2	Cole (3-0)	Gaddis (0-1)	-	7-4	T-2nd	-4.0	20,164
12	4/12	at Cleveland	W	4-3	Peralta (1-0)	Clase (1-1)	Holmes (4)	8-4	T-2nd	-4.0	23,164
13	4/13	vs. Minnesota	L	2-11	Ryan (3-0)	Brito (2-1)	-	8-5	T-2nd	-5.0	39,024
14	4/14	vs. Minnesota	L	3-4	Pagán (1-0)	Holmes (0-1)	Duran (4)	8-6	T-3rd	-5.0	41,039
15	4/15	vs. Minnesota	W	6-1	Germán (1-1)	Mahle (1-2)	-	9-6	3rd	-4.0	38,363
16	4/16	vs. Minnesota	W	2-0	Cole (4-0)	López (1-1)	-	10-6	T-2nd	-4.0	39,342
	4/17	OFF DAY							2nd	-3.5	
17	4/18	vs. Los Angeles-AL	L	2-5	Wantz (1-0)	Schmidt (0-1)	Quijada (3)	10-7	T-3rd	-4.5	37,883
18	4/19	vs. Los Angeles-AL	W	3-2 (10)	Hamilton (1-1)	Moore (1-1)	-	11-7	T-2nd	-4.5	38,131
19	4/20	vs. Los Angeles-AL	W	9-3	Cortes (3-0)	Sandoval (1-1)	-	12-7	2nd	-4.0	39,315
20	4/21	vs. Toronto	L	1-6	Kikuchi (3-0)	Germán (1-2)	-	12-8	T-3rd	-5.0	39,025
21	4/22	vs. Toronto	W	3-2	Cordero (1-0)	Romano (2-1)	-	13-8	3rd	-5.0	43,223
22	4/23	vs. Toronto	L	1-5	Gausman (2-2)	Schmidt (0-2)	-	13-9	T-3rd	-6.0	39,293
23	4/24	at Minnesota	L	1-6	Gray (3-0)	Brito (2-2)	-	13-10	4th	-7.0	16,242
24	4/25	at Minnesota	L	2-6	Ryan (5-0)	Cortes (3-1)	-	13-11	4th	-7.0	19,201
25	4/26	at Minnesota	W	12-6	Germán (2-2)	Maeda (0-4)	-	14-11	4th	-6.0	20,511
26	4/27	at Texas	W	4-2	Cole (5-0)	Heaney (2-2)	King (1)	15-11	4th	-6.0	31,325
27	4/28	at Texas	L	2-5	Dunning (2-0)	Schmidt (0-3)	Smith (3)	15-12	4th	-7.0	36,341
28	4/29	at Texas	L	0-2	Eovaldi (3-2)	Brito (2-3)	-	15-13	4th	-8.0	40,027
29	4/30	at Texas	L	2-15	Pérez (4-1)	Cortes (3-2)	-	15-14	T-4th	-8.0	39,078
30	5/1	vs. Cleveland	L	2-3	De Los Santos (2-0)	Holmes (0-2)	Clase (10)	15-15	5th	-8.5	33,414
31	5/2	vs. Cleveland	W	4-2	Peralta (2-0)	Karinchak (0-4)	King (2)	16-15	5th	-8.5	32,521
32	5/3	vs. Cleveland	W	4-3 (10)	Abreu (1-0)	Stephan (1-1)	-	17-15	5th	-8.5	36,060
	5/4	OFF DAY							5th	-9.0	
33	5/5	at Tampa Bay	L	4-5	Kelly (3-0)	Cordero (1-1)	Adam (3)	17-16	5th	-10.0	25,007
34	5/6	at Tampa Bay	W	3-2	Marinaccio (1-1)	Kelly (3-1)	Hamilton (1)	18-16	5th	-9.0	27,078
35	5/7	at Tampa Bay	L	7-8 (10)	Beeks (1-2)	Abreu (1-1)	-	18-17	5th	-10.0	32,142
36	5/8	vs. Oakland	W	7-2	Marinaccio (2-1)	Sears (0-3)	-	19-17	5th	-10.0	33,011
37	5/9	vs. Oakland	W	10-5	Schmidt (1-3)	Rucinski (0-3)	-	20-17	5th	-9.0	33,569
38	5/10	vs. Oakland	W	11-3	Cordero (2-1)	Muller (1-3)	-	21-17	5th	-8.0	40,687
39	5/11	vs. Tampa Bay	L	2-8	Rasmussen (4-2)	Germán (2-3)	-	21-18	5th	-9.0	37,686
40	5/12	vs. Tampa Bay	W	6-5	Holmes (1-2)	Adam (0-1)	Peralta (1)	22-18	5th	-8.0	46,130* (#2)
41	5/13	vs. Tampa Bay	W	9-8	Cordero (3-1)	Thompson (1-1)	Peralta (2)	23-18	4th	-7.0	44,714
42	5/14	vs. Tampa Bay	L	7-8	Eflin (5-1)	Schmidt (1-4)	Adam (5)	23-19	4th	-8.0	42,116
43	5/15	at Toronto	W	7-4	Brito (3-3)	Manoah (1-4)	King (3)	24-19	4th	-7.5	28,810
44	5/16	at Toronto	W	6-3	Weber (1-0)	Swanson (2-2)	Peralta (3)	25-19	4th	-7.5	35,112
45	5/17	at Toronto	L	0-3 (10)	Romano (3-2)	Peralta (2-1)	-	25-20	4th	-7.5	27,431
46	5/18	at Toronto	W	4-2	Cortes (4-2)	Berrios (3-4)	Marinaccio (1)	26-20	4th	-6.5	33,290
47	5/19	at Cincinnati	W	6-2	Schmidt (2-4)	Lively (1-2)	-	27-20	3rd	-6.5	35,177
48	5/20	at Cincinnati	W	7-4 (10)	Holmes (2-2)	Gibaut (3-1)	Weber (1)	28-20	3rd	-6.5	41,374
49	5/21	at Cincinnati	W	4-1	Abreu (2-1)	Greene (0-4)	Holmes (5)	29-20	3rd	-5.5	33,828
	5/22	OFF DAY							3rd	-6.0	
50	5/23	vs. Baltimore	W	6-5 (10)	King (1-1)	Baker (3-2)	-	30-20	3rd	-5.0	40,652
51	5/24	vs. Baltimore	L	6-9	Baumann (4-0)	Cordero (3-2)	Bautista (12)	30-21	3rd	-6.0	39,455
52	5/25	vs. Baltimore	L	1-3	Gibson (6-3)	Schmidt (2-5)	Cano (4)	30-22	3rd	-7.0	41,520
53	5/26	vs. San Diego	L	1-5	Musgrove (2-2)	Vásquez (0-1)	-	30-23	3rd	-8.0	46,724* (#3)
54	5/27	vs. San Diego	W	3-2 (10)	Holmes (3-2)	Martinez (2-2)	-	31-23	3rd	-7.0	46,963* (#4)
55	5/28	vs. San Diego	W	10-7	Cole (6-0)	Darvish (3-4)	-	32-23	3rd	-7.0	47,295* (#5)
56	5/29	at Seattle	W	10-4	Germán (3-3)	Miller (3-2)	-	33-23	3rd	-6.0	34,154
57	5/30	at Seattle	W	10-2	Cortes (5-2)	Gilbert (3-3)	-	34-23	3rd	-5.0	26,846
58	5/31	at Seattle	L	0-1 (10)	Topa (1-2)	Marinaccio (2-2)	-	34-24	3rd	-6.0	24,596
	6/1	OFF DAY							3rd	-6.0	
59	6/2	at Los Angeles-NL	L	4-8	Kershaw (7-4)	Severino (0-1)	-	34-25	3rd	-6.5	52,534
60	6/3	at Los Angeles-NL	W	6-3	Cole (7-0)	Grove (0-2)	Holmes (6)	35-25	3rd	-6.0	52,975
61	6/4	at Los Angeles-NL	W	4-1	Holmes (4-2)	Phillips (1-1)	Peralta (4)	36-25	3rd	-6.0	52,816
	6/5	OFF DAY							3rd	-6.5	

KEY: **Bold** = Complete Game / * = Sellout (Home Sellout Number)



62	6/6	vs. Chicago-AL	L	2-3	Giolito (5-4)	Schmidt (2-6)	Hendriks (1)	36-26	3rd	-7.5	38,049
67		vs. Chicago-AL	Postponed (Air Quality)						3rd	-8.0	
63	6/8 (G1)	vs. Chicago-AL	L	5-6	Santos (2-0)	King (1-2)	Graveman (6)	36-27	3rd	-8.5	
64	6/8 (G2)	vs. Chicago-AL	W	3-0	Vásquez (1-1)	Clevinger (3-4)	Holmes (7)	37-27	3rd	-8.5	40,659
65	6/9	vs. Boston	L	2-3	Whitlock (3-2)	Cole (7-1)	Jansen (14)	37-28	3rd	-9.5	46,007* (#6)
66	6/10	vs. Boston	W	3-1	Germán (4-3)	Houck (3-6)	Holmes (8)	38-28	3rd	-8.5	46,061* (#7)
67	6/11	vs. Boston	L	2-3 (10)	Jansen (2-3)	Marinaccio (2-3)	Martin (1)	38-29	3rd	-9.5	46,138* (#8)
6/12		OFF DAY							3rd	-9.0	
68	6/13	at New York-NL	W	7-6	Marinaccio (3-3)	Walker (0-1)	King (4)	39-29	3rd	-8.0	43,707
69	6/14	at New York-NL	L	3-4 (10)	Leone (1-2)	Abreu (2-2)	-	39-30	3rd	-9.0	44,121
6/15		OFF DAY							3rd	-9.5	
70	6/16	at Boston	L	5-15	Jacques (1-0)	Germán (4-4)	-	39-31	3rd	-10.5	37,086
6/17		at Boston	Postponed (Rain)						3rd	-10.0	
71	6/18 (G1)	at Boston	L	2-6	Pivetta (4-4)	King (1-3)	-	39-32	3rd	-10.5	36,178
72	6/18 (G2)	at Boston	L	1-4	Bello (4-4)	Severino (0-2)	Jansen (15)	39-33	3rd	-10.5	36,787
6/19		OFF DAY							3rd	-10.5	
73	6/20	vs. Seattle	W	3-1	Cole (8-1)	Kirby (6-6)	Holmes (9)	40-33	3rd	-9.5	43,130
74	6/21	vs. Seattle	W	4-2	Brito (4-3)	Castillo (4-6)	Kahnle (1)	41-33	3rd	-9.5	41,090
75	6/22	vs. Seattle	L	2-10	Woo (1-1)	Germán (4-5)	-	41-34	3rd	-9.5	42,440
76	6/23	vs. Texas	L	2-4 (10)	Barlow (1-0)	King (1-4)	Smith (14)	41-35	3rd	-10.5	44,822
77	6/24	vs. Texas	W	1-0	Severino (1-2)	Gray (6-3)	Marinaccio (2)	42-35	3rd	-9.5	46,018* (#9)
77	6/25	vs. Texas	W	5-3	Marinaccio (4-3)	J. King (1-1)	M. King (5)	43-35	3rd	-9.5	46,064* (#10)
6/26		OFF DAY							3rd	-9.5	
79	6/27	at Oakland	L	1-2	Blackburn (1-0)	Brito (4-4)	Moll (1)	43-36	3rd	-9.5	13,050
80	6/28	at Oakland	W	11-0	Germán (5-5)	Sears (1-6)	-	44-36	3rd	-9.5	12,479
81	6/29	at Oakland	W	10-4	Schmidt (3-6)	Harris (2-2)	-	45-36	3rd	-9.5	14,718
6/30		at St. Louis	Postponed (Rain)						3rd	-10.0	
82	7/1 (G1)	at St. Louis	L	4-11	Flaherty (5-5)	Severino (1-3)	-	45-37	3rd	-10.5	44,237
83	7/1 (G2)	at St. Louis	W	6-2	King (2-4)	Liberatore (1-3)	-	46-37	3rd	-9.5	44,846
84	7/2	at St. Louis	L	1-5	Montgomery (6-7)	Cole (8-2)	-	46-38	3rd	-9.5	44,676
85	7/3	vs. Baltimore	W	6-3	Kahnle (1-0)	Cano (1-1)	Holmes (10)	47-38	3rd	-9.0	46,015* (#11)
86	7/4	vs. Baltimore	W	8-4	Schmidt (4-6)	Gibson (8-6)	-	48-38	3rd	-8.0	43,876
87	7/5	vs. Baltimore	L	3-6	Kremer (9-4)	Ramirez (0-1)	Bautista (23)	48-39	3rd	-8.0	36,022
88	7/6	vs. Baltimore	L	1-14	Bradish (5-4)	Severino (1-4)	-	48-40	3rd	-8.0	39,766
89	7/7	vs. Chicago-NL	L	0-3	Tailion (3-6)	Rodón (0-1)	Alzolar (6)	48-41	4th	-8.0	42,763
90	7/8	vs. Chicago-NL	W	6-3	Cole (9-2)	Smyly (7-6)	King (6)	49-41	T-3rd	-7.0	43,507
91	7/9	vs. Chicago-NL	L	4-7	Merryweather (2-0)	Marinaccio (4-4)	Alzolar (7)	49-42	4th	-8.0	43,761
7/10-7/13		93rd All-Star Game on 7/11									
92	7/14	at Colorado	L	2-7	Gomber (8-7)	Rodón (0-2)	-	49-43	T-4th	-8.5	47,865
93	7/15	at Colorado	W	6-3	Schmidt (5-6)	Seabold (1-7)	Holmes (11)	50-43	4th	-9.0	48,632
94	7/16	at Colorado	L	7-8 (11)	Hollowell (1-0)	Marinaccio (4-5)	-	50-44	T-4th	-9.0	47,211
95	7/17	at Los Angeles-AL	L	3-4 (10)	Loup (1-2)	Ramirez (0-2)	-	50-45	5th	-9.0	41,180
96	7/18	at Los Angeles-AL	L	1-5	Sandoval (5-7)	Germán (5-6)	-	50-46	5th	-9.0	41,556
97	7/19	at Los Angeles-AL	L	3-7	Silseth (2-1)	Rodón (0-3)	-	50-47	5th	-9.0	39,141
7/20		OFF DAY							5th	-9.5	
98	7/21	vs. Kansas City	W	5-4	Schmidt (6-6)	Marsh (0-4)	Holmes (12)	51-47	5th	-8.5	46,242* (#12)
99	7/22	vs. Kansas City	W	5-2	Peralta (3-1)	Hernández (0-6)	Holmes (13)	52-47	T-4th	-8.5	44,401
100	7/23	vs. Kansas City	W	8-5	Severino (2-4)	Lyles (1-12)	-	53-47	T-4th	-8.5	44,130
7/24		OFF DAY							T-4th	-9.0	
101	7/25	vs. New York-NL	L	3-9	Verlander (5-5)	Germán (5-7)	-	53-48	5th	-9.0	46,540* (#13)
102	7/26	vs. New York-NL	W	3-1	Rodón (1-3)	Quintana (0-2)	Holmes (14)	54-48	T-4th	-8.0	46,761* (#14)
7/27		OFF DAY							5th	-8.0	
103	7/28	at Baltimore	L	0-1	Bautista (6-1)	Kahnle (1-1)	-	54-49	5th	-9.0	34,558
104	7/29	at Baltimore	W	8-3	Schmidt (7-6)	Wells (7-6)	-	55-49	5th	-8.0	42,829
105	7/30	at Baltimore	L	3-9	Baumann (8-0)	Severino (2-5)	-	55-50	5th	-9.0	37,429
106	7/31	vs. Tampa Bay	L	1-5	Glasnow (5-3)	Brito (4-5)	-	55-51	5th	-10.0	43,613
107	8/1	vs. Tampa Bay	L	2-5	Eflin (12-6)	Rodón (1-4)	Fairbanks (14)	55-52	5th	-11.0	38,047
108	8/2	vs. Tampa Bay	W	7-2	Cole (10-2)	McClanahan (11-2)	-	56-52	5th	-10.0	38,740
109	8/3	vs. Houston	W	4-3	King (3-4)	Graveman (3-5)	Holmes (15)	57-52	5th	-10.0	44,019
110	8/4	vs. Houston	L	3-7	Brown (8-7)	Severino (2-6)	-	57-53	5th	-11.0	42,105
111	8/5	vs. Houston	W	3-1	Hamilton (2-1)	Verlander (6-6)	Holmes (16)	58-53	4th	-11.0	41,411
112	8/6	vs. Houston	L	7-9	France (8-3)	Peralta (3-2)	Abreu (4)	58-54	4th	-12.0	46,345 (#15)
113	8/7	at Chicago-AL	L	1-5	Cease (5-5)	Cole (10-3)	Shaw (1)	58-55	5th	-12.5	27,574
114	8/8	at Chicago-AL	W	7-1	Schmidt (8-6)	Toussaint (1-5)	-	59-55	4th	-11.5	26,446
115	8/9	at Chicago-AL	L	2-9	Clevinger (5-5)	Severino (2-7)	Santos (3)	59-56	5th	-11.5	23,377
8/10		OFF DAY							5th	-12.0	
116	8/11	at Miami	W	9-4	Vásquez (2-1)	Luzardo (8-7)	-	60-56	5th	-11.0	30,978
117	8/12	at Miami	L	1-3	Alcantara (5-10)	King (3-5)	-	60-57	5th	-12.0	33,980
118	8/13	at Miami	L	7-8	López (6-2)	Holmes (4-3)	-	60-58	5th	-13.0	35,043
119	8/14	at Atlanta	L	3-11	Fried (4-1)	Schmidt (8-7)	-	60-59	5th	-14.0	42,717
120	8/15	at Atlanta	L	0-5	Elder (9-4)	Severino (2-8)	-	60-60	5th	-14.0	40,454
121	8/16	at Atlanta	L	0-2	Morton (12-10)	Vásquez (2-2)	Iglesias (23)	60-61	5th	-14.0	40,743
8/17		OFF DAY							5th	-14.0	

KEY: Bold = Complete Game / * = Sellout (Home Sellout Number)



122	8/18	vs. Boston	L	3-8	Bello (9-7)	Brito (4-6)	-	60-62	5th	-15.0	44,566
123	8/19	vs. Boston	L	1-8	Crawford (6-6)	Cole (10-4)	-	60-63	5th	-16.0	42,599
124	8/20	vs. Boston	L	5-6	Martin (4-1)	Holmes (4-4)	Jansen (29)	60-64	5th	-17.0	43,946
	8/21	OFF DAY							5th	-17.0	
125	8/22	vs. Washington	L	1-2	Thompson (4-4)	Kahnle (1-2)	Finnegan (22)	60-65	5th	-17.0	38,105
126	8/23	vs. Washington	W	9-1	Severino (3-8)	Gore (6-10)	-	61-65	5th	-17.0	37,266
127	8/24	vs. Washington	L	5-6	Corbin (9-11)	Kahnle (1-3)	Finnegan (23)	61-66	5th	-18.0	39,681
128	8/25	at Tampa Bay	W	6-2	Cole (11-4)	Eflin (13-8)	-	62-66	5th	-18.0	22,679
129	8/26	at Tampa Bay	L	0-3	Glasnow (7-4)	Schmidt (8-8)	Fairbanks (17)	62-67	5th	-19.0	22,943
130	8/27	at Tampa Bay	L	4-7	Littell (3-4)	Hamilton (2-2)	Adam (12)	62-68	5th	-19.0	22,624
131	8/28	at Detroit	W	4-1	Severino (4-8)	Olson (2-6)	-	63-68	5th	-19.0	16,722
132	8/29	at Detroit	W	4-2	Brito (5-6)	Skubal (3-3)	-	64-68	5th	-19.0	17,236
133	8/30	at Detroit	W	6-2	Cole (12-4)	White (2-3)	Hamilton (2)	65-68	5th	-18.0	15,731
134	8/31	at Detroit	L	3-4 (10)	Brieske (1-2)	Loaisiga (0-1)	-	65-69	5th	-18.5	19,630
135	9/1	at Houston	W	6-2	Rodón (2-4)	Verlander (10-7)	-	66-69	5th	-17.5	41,066
136	9/2	at Houston	W	5-4	Brito (6-6)	Brown (10-10)	Holmes (17)	67-69	5th	-17.5	41,427
137	9/3	at Houston	W	6-1	King (4-5)	Javier (9-3)	-	68-69	5th	-17.5	41,514
	9/4	OFF DAY							5th	-18.0	
138	9/5	vs. Detroit	W	5-1	Cole (13-4)	Wentz (2-11)	-	69-69	5th	-18.0	31,553
139	9/6	vs. Detroit	W	4-3	Schmidt (9-8)	Brieske (1-3)	Holmes (18)	70-69	5th	-18.0	30,673
140	9/7	vs. Detroit	L	3-10	Rodríguez (11-7)	Rodón (2-5)	-	70-70	5th	-18.5	32,722
141	9/8	vs. Milwaukee	L	2-8	Uribe (1-0)	Brito (6-7)	-	70-71	5th	-19.5	37,115
142	9/9	vs. Milwaukee	L	2-9	Payamps (5-4)	Loaisiga (0-2)	-	70-72	5th	-20.5	44,068
143	9/10	vs. Milwaukee	W	4-3 (13)	Misiewicz (2-0)	Milner (2-1)	-	71-72	5th	-19.5	41,702
	9/11	at Boston	Postponed (Rain)						5th	-20.0	
1449/12 (G1)	at Boston	W	3-2	Brito (7-7)	Pivetta (9-9)	Holmes (19)	72-72	5th	-19.5	30,029	
1459/12 (G2)	at Boston	W	4-1	Rodón (3-5)	Winckowski (3-2)	Ramirez (1)	73-72	T-4th	-18.5	30,392	
	9/13	at Boston	Postponed (Rain)						T-4th	-18.0	
1469/14 (G1)	at Boston	L	0-5	Houck (5-9)	King (4-6)	-	73-73	5th	-18.5	30,228	
1479/14 (G2)	at Boston	W	8-5	Peralta (4-2)	Llovera (1-2)	Kahnle (2)	74-73	T-4th	-17.5	35,507	
148	9/15	at Pittsburgh	W	7-5	Ramirez (1-2)	Holderman (0-3)	Holmes (20)	75-73	4th	-16.5	31,534
149	9/16	at Pittsburgh	W	6-3	Brito (8-7)	Ortiz (4-5)	Holmes (21)	76-73	4th	-16.5	31,922
150	9/17	at Pittsburgh	L	2-3	Borucki (3-0)	Rodón (3-6)	Bednar (36)	76-74	4th	-17.5	29,565
	9/18	OFF DAY							4th	-18.0	
151	9/19	vs. Toronto	L	1-7	Kikuchi (10-6)	Schmidt (9-9)	-	76-75	4th	-19.0	38,525
152	9/20	vs. Toronto	L	1-6	Gausman (12-9)	King (4-7)	-	76-76	4th	-19.0	35,587
153	9/21	vs. Toronto	W	5-3	Cole (14-4)	Berrios (11-11)	-	77-76	4th	-18.0	37,646
154	9/22	vs. Arizona	W	7-1	Weaver (3-5)	Pfaadt (2-9)	Brito (1)	78-76	4th	-17.0	39,143
	9/23	vs. Arizona	Postponed (Rain)						4th	-17.5	
155	9/24	vs. Arizona	L	1-7	Gallen (17-8)	Rodón (3-7)	-	78-77	4th	-18.5	39,018
156	9/25	vs. Arizona	W	6-4	Hamilton (3-2)	Ginkel (9-1)	Holmes (22)	79-77	4th	-18.0	41,096
157	9/26	at Toronto	W	2-0	Brito (9-7)	Romano (5-7)	Holmes (23)	80-77	4th	-18.0	40,454
158	9/27	at Toronto	W	6-0	Cole (15-4)	Berrios (11-12)	-	81-77	4th	-18.0	31,923
159	9/28	at Toronto	L	0-6	Bassitt (16-8)	Weaver (3-6)	-	81-78	4th	-19.0	36,657
160	9/29	at Kansas City	L	5-12	Lyles (6-17)	Rodón (3-8)	-	81-79	4th	-19.0	18,374
161	9/30	at Kansas City	W	5-2	Montas (1-0)	Marsh (3-9)	Holmes (24)	82-79	4th	-19.0	22,665
162	10/1	at Kansas City	L	2-5	Greinke (2-15)	King (4-8)	McArthur (4)	82-80	4th	-19.0	20,662

KEY: **Bold** = Complete Game / * = Sellout (Home Sellout Number)

2023 Postponements and Rain Delays

Postponed (7) 4/6 at BAL, 6/7 vs. CWS, 6/17 at BOS, 6/30 at STL, 9/11 at BOS, 9/13 at BOS, 9/23 vs. ARI
Delays at Start (10) 5/24 vs. BAL (1:36, rain), 6/14 at NYM (0:37, rain), 6/18 at BOS-G1 (0:10, rain),
 7/4 vs. BAL (0:38, rain), 7/28 at BAL (2:32, rain), 9/8 vs. MIL (0:15, rain), 9/9 vs. MIL (2:34, rain),
 9/10 vs. MIL (0:16, rain), 9/17 at PIT (0:16, rain), 9/24 vs. ARI (0:51, rain)
Delays In-Game (2) 7/1 at STL-G1 (2:37, rain), 7/9 vs. CHC (0:23, rain)
Games Called Early (0)
Suspended Game (0) Last on 5/15/18 at WAS (B6, resumed 6/18/18, 5-3 loss)

In 2022: Ppd. (7) / Delays at Start (8) / Delays In-Game (4) / Games Called Early (2)

2023 Replay Statistics

REPLAY CHALLENGES (85x in 2023)

NY Yankees: 37 (21 overturned, 5 confirmed, 11 stand)

Opp. Challenges: 37 (18 overturned, 7 confirmed, 12 stand)

Umpires: 11 (3 overt'd, 6 conf'd, 1 stand, 1 rules check)

2022 (89): NY Yankees (38; 22-4-12) / Opp. (40; 25-6-9) / Umps (11; 1-6-1-2)



2023 Transactions

- Jan. 5** RHP Junior Fernández was claimed off waivers by the Toronto Blue Jays.
- Jan. 13** Agreed to terms with LHP Nestor Cortes, RHP Domingo Germán, C Kyle Higashioka, RHP Clay Holmes, RHP Michael King, RHP Jonathan Loáisiga, RHP Frankie Montas, LHP Wandy Peralta and C Jose Trevino on one-year contracts, thus avoiding arbitration.
- Jan. 28** Settled with INF Gleyber Torres on a one-year contract, thus avoiding arbitration.
- Feb. 7** Invited 29 players to 2023 Major League spring training...signed or re-signed 20 players to minor league contracts with spring training invitations: INF Jesús Bastidas, INF/OF Jake Bauers, RHP Matt Bowman, OF Willie Calhoun, INF Andrés Chaparro, RHP Tyler Danish, INF Wilmer Difo, C Rodolfo Durán, RHP Demarcus Evans, RHP Ian Hamilton, OF Michael Hermosillo, OF Billy McKinney, C Carlos Narvaez, RHP James Norwood, OF Rafael Ortega, LHP Nick Ramirez, LHP Lisandro Santos, LHP Tanner Tully, RHP Ryan Weber and INF Jamie Westbrook...extended invitations to nine players from within the organization: RHP Sean Boyle, C Josh Breaux, OF Jasson Domínguez, OF Elijah Dunham, C Anthony Seigler, LHP D.J. Snelten, RHP Mitch Spence, INF Anthony Volpe and C Austin Wells.
- Mar. 5** Reassigned RHP Sean Boyle, C Josh Breaux, OF Elijah Dunham, C Anthony Seigler, LHP D.J. Snelten, RHP Mitch Spence and C Austin Wells to minor league camp.
- Mar. 6** Optioned RHP Yoendrys Gómez and OF Everson Pereira to Double-A Somerset and reassigned them to minor league camp...reassigned INF Jesús Bastidas and INF Andrés Chaparro to minor league camp.
- Mar. 11** Optioned RHP Jhony Brito and RHP Randy Vásquez to Triple-A Scranton/Wilkes-Barre and reassigned them to minor league camp.
- Mar. 14** Received RHP Zach Greene as a Rule 5 Draft return from New York-NL and assigned him to Triple-A Scranton/Wilkes-Barre...optioned RHP Deivi García to Triple-A Scranton/Wilkes-Barre and assigned him to minor league camp...assigned RHP Matt Bowman, RHP Demarcus Evans, LHP Tanner Tully and RHP Ryan Weber to minor league camp.
- Mar. 15** Reassigned OF Michael Hermosillo to minor league camp...assigned LHP Lisandro Santos and INF Jamie Westbrook to minor league camp.
- Mar. 16** Assigned OF Jasson Domínguez to minor league camp.
- Mar. 19** Reassigned INF/OF Jake Bauers and OF Billy McKinney to minor league camp.
- Mar. 25** Reassigned INF Wilmer Difo and C Rodolfo Durán to minor league camp.
- Mar. 26** Reassigned RHP Tyler Danish and RHP James Norwood to minor league camp...optioned LHP Matt Krook and INF Oswald Peraza to Triple-A Scranton/Wilkes-Barre...reassigned C Carlos Narvaez and LHP Nick Ramirez to minor league camp.
- Mar. 28** Optioned RHP Greg Weissert to Triple-A Scranton/Wilkes-Barre...reassigned OF Willie Calhoun and RHP Ian Hamilton to minor league camp...released OF Rafael Ortega.
- Mar. 30** Signed INF/OF Franchy Cordero to a Major League contract and added him to the active roster...recalled RHP Jhony Brito from Triple-A Scranton/Wilkes-Barre...signed INF Anthony Volpe to a Major League contract and selected him to the active roster...placed RHP Scott Effross on the 60-day injured list with right elbow surgery recovery...placed RHP Luis Gil on the 60-day injured list with right elbow surgery recovery...placed OF Harrison Bader on the 10-day injured list (retroactive to 3/27) with a left oblique strain...placed C Ben Rortvedt on the 10-day injured list (retroactive to 3/27) with left shoulder aneurysm surgery recovery...placed RHP Luis Severino on the 15-day injured list (retroactive to 3/27) with a right lat strain...placed RHP Lou Trivino on the 15-day injured list (retroactive to 3/27) with a right elbow strain...placed RHP Tommy Kahnle on the 15-day injured list (retroactive to 3/27) with right biceps tendonitis...placed LHP Carlos Rodón on the 15-day injured list (retroactive to 3/27) with a left forearm strain...placed RHP Frankie Montas on the 15-day injured list (retroactive to 3/27) with right shoulder surgery recovery...acquired RHP Colten Brewer from the Tampa Bay Rays in exchange for cash considerations.
- Apr. 1** Signed RHP Colten Brewer to a Major League contract and selected him to the active roster...designated OF Estevan Florial for assignment.
- Apr. 2** Following the game, optioned RHP Jhony Brito to Triple-A Scranton/Wilkes-Barre.
- Apr. 3** Signed RHP Ian Hamilton to a Major League contract and selected him to the active roster...transferred RHP Frankie Montas to the 60-day injured list.
- Apr. 7** Outrighted OF Estevan Florial to Triple-A Scranton/Wilkes-Barre.
- Apr. 8** Recalled RHP Jhony Brito from Triple-A Scranton/Wilkes-Barre...placed INF Josh Donaldson on the 10-day injured list (retroactive to 4/6) with a right hamstring strain...placed RHP Jonathan Loáisiga on the 15-day injured list (retroactive to 4/6) with right elbow inflammation...signed OF Willie Calhoun to a Major League contract and selected him to active roster...transferred RHP Tommy Kahnle to the 60-day injured list.
- Apr. 14** Recalled RHP Greg Weissert from Triple-A Scranton/Wilkes-Barre...designated RHP Colten Brewer for assignment.
- Apr. 16** Placed DH/OF Giancarlo Stanton on the 10-day injured list with a left hamstring strain...recalled INF Oswald Peraza from Triple-A Scranton/Wilkes-Barre.
- Apr. 17** Outrighted RHP Colten Brewer off the Major League roster and onto the roster of Triple-A Scranton/Wilkes-Barre.
- Apr. 20** Signed OF Kole Calhoun to a minor league contract and assigned him to the FCL Yankees...returned INF Josh Donaldson from his rehab assignment.
- Apr. 25** Signed LHP Nick Ramirez to a Major League contract and selected him to the active roster...optioned RHP Greg Weissert to Triple-A Scranton/Wilkes-Barre.
- Apr. 28** Following the game, optioned INF/OF Franchy Cordero to Triple-A Scranton/Wilkes-Barre.
- Apr. 29** Signed INF/OF Jake Bauers to a Major League contract and selected him to the active roster...transferred RHP Lou Trivino to the 60-day injured list.



- May 1** Placed **OF Aaron Judge** on the 10-day injured list (retroactive to 4/29) with a right hip strain...recalled **INF/OF Franchy Cordero** from Triple-A Scranton/Wilkes-Barre...following the game, optioned **INF/OF Franchy Cordero** to Triple-A Scranton/Wilkes-Barre.
- May 2** Returned from rehab and reinstated **OF Harrison Bader** from the 10-day injured list.
- May 8** Following the game, optioned **LHP Nick Ramirez** to Triple-A Scranton/Wilkes-Barre.
- May 9** Reinstated **OF Aaron Judge** from the 10-day injured list...placed **INF Oswald Peraza** on the 10-day injured list (retroactive to 5/6) with a right ankle sprain...recalled **RHP Greg Weissert** from Triple-A Scranton/Wilkes-Barre...following the game, optioned **RHP Greg Weissert** to Triple-A Scranton/Wilkes-Barre.
- May 10** Recalled **RHP Deivi García** from Triple-A Scranton/Wilkes-Barre...following the game, optioned **RHP Deivi García** to Triple-A Scranton/Wilkes-Barre.
- May 11** Transferred **RHP Jonathan Loáisiga** to the 60-day injured list...signed **RHP Ryan Weber** to a Major League contract and selected him to the active roster...returned **C Ben Rortvedt** from his rehab assignment, reinstated him from the 10-day injured list and optioned him to Triple-A Scranton/Wilkes-Barre.
- May 17** Placed **RHP Ian Hamilton** on the 15-day injured list with a right groin strain...recalled **LHP Nick Ramirez** from Triple-A Scranton/Wilkes-Barre.
- May 18** Placed **C Jose Trevino** on the 10-day injured list with a left hamstring strain...recalled **C Ben Rortvedt** from Triple-A Scranton/Wilkes-Barre.
- May 19** Acquired **OF Greg Allen** from the Boston Red Sox in exchange for minor league **RHP Diego Hernández** and cash considerations...following the game, returned **INF Oswald Peraza** from his rehab assignment, reinstated him from the 10-day injured list and optioned him to Triple-A Scranton/Wilkes-Barre.
- May 20** Signed **OF Greg Allen** to a Major League contract and selected him to the active roster...designated **OF Aaron Hicks** for assignment...following the game, optioned **RHP Jhony Brito** to Triple-A Scranton/Wilkes-Barre.
- May 21** Returned from rehab and reinstated **RHP Luis Severino** from the 15-day injured list.
- May 25** Following the game, optioned **LHP Nick Ramirez** to Triple-A Scranton/Wilkes-Barre.
- May 26** Recalled **RHP Randy Vásquez** from Triple-A Scranton/Wilkes-Barre...released **OF Aaron Hicks**...following the game, the Yankees optioned **RHP Randy Vásquez** to Triple-A Scranton/Wilkes-Barre.
- May 27** Recalled **LHP Matt Krook** from Triple-A Scranton/Wilkes-Barre.
- May 30** Reinstated **C Jose Trevino** from the 10-day injured list...recalled **INF/OF Franchy Cordero** from Triple-A Scranton/Wilkes-Barre...optioned **C Ben Rortvedt** to Triple-A Scranton/Wilkes-Barre...placed **OF Harrison Bader** on the 10-day injured list with a right hamstring strain.
- May 31** Following the game, optioned **INF/OF Oswaldo Cabrera**, **INF/OF Franchy Cordero** and **LHP Matt Krook** to Triple-A Scranton/Wilkes-Barre.
- June 1** Returned from rehab and reinstated **INF Josh Donaldson** and **OF/DH Giancarlo Stanton** from the 10-day injured list...returned from rehab and reinstated **RHP Tommy Kahnle** from the 60-day injured list...transferred **LHP Carlos Rodón** to the 60-day injured list.
- June 3** Placed **RHP Ryan Weber** on the 15-day injured list with a right forearm strain...recalled **LHP Nick Ramirez** from Triple-A Scranton/Wilkes-Barre...placed **OF Greg Allen** on the 10-day injured list with a right hip flexor strain...recalled **INF/OF Oswaldo Cabrera** from Triple-A Scranton/Wilkes-Barre.
- June 7** Placed **OF Aaron Judge** on the 10-day injured list (retroactive to 6/4) with a right great toe sprain...transferred **RHP Ryan Weber** to the 60-day injured list...signed **OF Billy McKinney** to a Major League contract and selected him to the active roster.
- June 8** Placed **LHP Nestor Cortes** on the 15-day injured list (retroactive to 6/5) with a left rotator cuff strain...recalled **LHP Matt Krook** from Triple-A Scranton/Wilkes-Barre...prior to Game 2 of a doubleheader, appointed **RHP Randy Vásquez** as their "27th Man"...following the doubleheader, returned "27th Man" **RHP Randy Vásquez** to Triple-A Scranton/Wilkes-Barre.
- June 18** Prior to Game 1 of a doubleheader, appointed **RHP Greg Weissert** as their "27th Man"...following the doubleheader, returned "27th Man" **RHP Greg Weissert** to Triple-A Scranton/Wilkes-Barre...optioned **INF/OF Oswaldo Cabrera** to Triple-A Scranton/Wilkes-Barre.
- June 20** Returned from rehab and reinstated **OF Harrison Bader** from the 10-day injured list...following the game, optioned **LHP Matt Krook** to Triple-A Scranton/Wilkes-Barre.
- June 21** Recalled **RHP Jhony Brito** from Triple-A Scranton/Wilkes-Barre.
- June 22** Placed **OF Willie Calhoun** on the 10-day injured list with a left quad strain...recalled **INF/OF Oswaldo Cabrera** from Triple-A Scranton/Wilkes-Barre.
- June 27** Following the game, optioned **RHP Jhony Brito** to Triple-A Scranton/Wilkes-Barre.
- June 28** Returned from rehab and reinstated **RHP Ian Hamilton** from the 15-day injured list.
- July 1** Prior to Game 1 of a doubleheader, appointed **LHP Matt Krook** as their "27th Man"...following the doubleheader, returned "27th Man" **LHP Matt Krook** to Triple-A Scranton/Wilkes-Barre.
- July 5** Recalled **RHP Randy Vásquez** from Triple-A Scranton/Wilkes-Barre...additionally, **RHP Jimmy Cordero** was suspended for violating Major League Baseball's Joint Domestic Violence, Sexual Assault and Child Abuse Policy and was placed on the restricted list...following the game, optioned **RHP Randy Vásquez** to Triple-A Scranton/Wilkes-Barre.
- July 6** Recalled **RHP Deivi García** from Triple-A Scranton/Wilkes-Barre...claimed **LHP Anthony Misiewicz** off waivers from the Detroit Tigers and assigned him to Triple-A Scranton/Wilkes-Barre...following the game, optioned **RHP Deivi García** to Triple-A Scranton/Wilkes-Barre.
- July 7** Returned from rehab and reinstated **LHP Carlos Rodón** from the 60-day injured list...transferred **LHP Nestor Cortes** to the 60-day injured list...placed **INF/OF Jake Bauers** on the 10-day injured list (retroactive to 7/6) with a left rotator cuff contusion...recalled **INF/OF Franchy Cordero** from Triple-A Scranton/Wilkes-Barre.
- July 9** Released **RHP Colten Brewer** (signed with the Hanshin Tigers in Japan).

ALL-STAR BREAK



- July 16** Placed **INF Josh Donaldson** on the 10-day injured list with a right calf strain...recalled **INF Oswald Peraza** from Triple-A Scranton/Wilkes-Barre.
- July 19** Selected and signed **RHP Matt Bowman** to a Major League contract and optioned him to Triple-A Scranton/Wilkes-Barre...transferred **INF Josh Donaldson** to the 60-day injured list.
- July 21** Placed **C Jose Trevino** on the 10-day injured list (retroactive to 7/18) with a right wrist tear...recalled **C Ben Rortvedt** from Triple-A Scranton/Wilkes-Barre.
- July 22** Following the game, optioned **INF/OF Oswaldo Cabrera** to Triple-A Scranton/Wilkes-Barre.
- July 23** Returned from rehab and reinstated **OF Greg Allen** from the 10-day injured list...returned from rehab and reinstated **INF/OF Jake Bauers** from the 10-day injured list...optioned **INF/OF Franchy Cordero** to Triple-A Scranton/Wilkes-Barre.
- July 24** Released **RHP Michael Feliz** (signed with the Chunichi Dragons in Japan).
- July 28** Returned **OF Willie Calhoun** from rehab, reinstated him from the 10-day injured list and designated him for assignment...reinstated **OF Aaron Judge** from the 10-day injured list...optioned **INF Oswald Peraza** to Triple-A Scranton/Wilkes-Barre.
- July 31** Optioned **RHP Ron Marinaccio** to Triple-A Scranton/Wilkes-Barre...recalled **RHP Jhony Brito** from Triple-A Scranton/Wilkes-Barre...**OF Willie Calhoun** elected free agency in lieu of accepting an outright assignment.
- Aug. 1** Acquired **RHP Keynan Middleton** from the Chicago White Sox in exchange for minor league **RHP Juan Carela**...acquired **RHP Spencer Howard** from the Texas Rangers in exchange for cash considerations...optioned **RHP Spencer Howard** to Triple-A Scranton/Wilkes-Barre...transferred **C Jose Trevino** to the 60-day injured list.
- Aug. 2** Added **RHP Keynan Middleton** to the active roster...placed **RHP Domingo Germán** on the restricted list.
- Aug. 3** Placed **INF Anthony Rizzo** on the 10-day injured list with post-concussion syndrome...recalled **INF/OF Oswaldo Cabrera** from Triple-A Scranton/Wilkes-Barre.
- Aug. 4** Released **LHP Tanner Tully** (signed with the NC Dinos in the Korean Baseball Organization)...following the game, optioned **LHP Nick Ramirez** to Triple-A Scranton/Wilkes-Barre.
- Aug. 5** Returned from rehab and reinstated **LHP Nestor Cortes** from the 60-day injured list.
- Aug. 6** Following the game, optioned **RHP Jhony Brito** to Triple-A Scranton/Wilkes-Barre.
- Aug. 7** Returned from rehab and reinstated **RHP Jonathan Loáisiga** from the 60-day injured list...placed **LHP Carlos Rodón** on the 15-day injured list with a left hamstring strain...recalled **LHP Nick Ramirez** from Triple-A Scranton/Wilkes-Barre...designated **RHP Deivi García** for assignment.
- Aug. 10** Optioned **LHP Nick Ramirez** to Triple-A Scranton/Wilkes-Barre...**RHP Deivi García** was claimed off waivers by the Chicago White Sox.
- Aug. 11** Recalled **RHP Jhony Brito** and **RHP Randy Vásquez** from Triple-A Scranton/Wilkes-Barre...placed **LHP Nestor Cortes** on the 15-day injured list (retroactive to 8/8) with a left rotator cuff strain.
- Aug. 17** Optioned **RHP Randy Vásquez** to Triple-A Scranton/Wilkes-Barre.
- Aug. 18** Recalled **RHP Greg Weissert** from Triple-A Scranton/Wilkes-Barre.
- Aug. 20** Following the game, optioned **RHP Greg Weissert** to Triple-A Scranton/Wilkes-Barre.
- Aug. 22** Reinstated **LHP Carlos Rodón** on the 15-day injured list...recalled **INF Oswald Peraza** and **OF Everson Pereira** from Triple-A Scranton/Wilkes-Barre...designated **OF Greg Allen** for assignment...placed **OF Billy McKinney** on the 10-day injured list (retroactive to 8/21) with left lower back spasms.
- Aug. 24** **OF Greg Allen** elected free agency in lieu of accepting an outright assignment.
- Aug. 29** Released **INF Josh Donaldson** from the roster.
- Aug. 30** Released **RHP Spencer Howard** from the roster.
- Aug. 31** **OF Harrison Bader** was claimed off waivers by the Cincinnati Reds.
- Sept. 1** Recalled **RHP Randy Vásquez** from Triple-A Scranton/Wilkes-Barre...signed **OF Jasson Domínguez** and **C Austin Wells** to Major League contracts and selected them to the active roster.
- Sept. 3** Recalled **RHP Greg Weissert** from Triple-A Scranton/Wilkes-Barre...placed **RHP Ian Hamilton** on the 15-day injured list (retroactive to 8/31) with a right groin strain.
- Sept. 6** Recalled **LHP Matt Krook** from Triple-A Scranton/Wilkes-Barre...placed **RHP Keynan Middleton** on the 15-day injured list (retroactive to 9/3) with right shoulder inflammation.
- Sept. 8** Recalled **LHP Nick Ramirez** from Triple-A Scranton/Wilkes-Barre...placed **RHP Albert Abreu** on the 15-day injured list with a right hamstring strain.
- Sept. 9** Recalled **RHP Ron Marinaccio** from Triple-A Scranton/Wilkes-Barre...placed **RHP Luis Severino** on the 15-day injured list with a left upper body injury (pending further results)...following the game, optioned **LHP Matt Krook** and **RHP Ron Marinaccio** to Triple-A Scranton/Wilkes-Barre.
- Sept. 10** Recalled **RHP Matt Bowman** and **LHP Anthony Misiewicz** from Triple-A Scranton/Wilkes-Barre.
- Sept. 11** Selected **OF Estevan Florial** to the 28-man roster from Triple-A Scranton/Wilkes-Barre...placed **OF Jasson Domínguez** on the 10-day injured list (retroactive to 9/10) with a right UCL tear.
- Sept. 12** Signed **RHP Zach McAllister** to a Major League contract and selected him to the active roster...placed **RHP Jonathan Loáisiga** on the 15-day injured list (retroactive to 9/10) with right elbow inflammation...transferred **INF Anthony Rizzo** to the 60-day injured list...claimed **RHP Luke Weaver** off waivers from the Seattle Mariners.
- Sept. 14** Prior to Game 2 of the doubleheader, added **RHP Luke Weaver** to the active roster...optioned **RHP Matt Bowman** to Triple-A Scranton/Wilkes-Barre.
- Sept. 16** Placed **LHP Anthony Misiewicz** on the 7-day concussion injured list...reinstated **RHP Ian Hamilton** from the 15-day injured list.
- Sept. 22** Recalled **RHP Yoendrys Gómez** from Double-A Somerset...placed **LHP Wandy Peralta** on the 15-day injured list (retroactive to 9/19) with a left triceps strain.
- Sept. 25** Recalled **RHP Matt Bowman** from Triple-A Scranton/Wilkes-Barre...placed **RHP Tommy Kahnle** on the 15-day injured list (retroactive to 9/22) with right shoulder inflammation.
- Sept. 29** Reinstated **RHP Keynan Middleton** from the 15-day injured list...optioned **RHP Yoendrys Gómez** to Triple-A Scranton/Wilkes-Barre.
- Sept. 30** Transferred **OF Jasson Domínguez** to the 60-day injured list...returned from rehab and reinstated **RHP Frankie Montas** from the 60-day injured list...optioned **RHP Randy Vásquez** to Triple-A Scranton/Wilkes-Barre.



- Nov. 6** **RHP Matt Bowman, INF/OF Franchy Cordero, RHP Jimmy Cordero, RHP Domingo Germán, OF Billy McKinney and RHP Ryan Weber** elected free agency in lieu of accepting an outright assignment...added **C Carlos Narvaez** to the 40-man roster.
- Nov. 14** Added **RHP Clayton Beeter** and **C Agustín Ramírez** to the 40-man roster.
- Nov. 17** Acquired minor league outfielders **Jace Avina** and **Brian Sánchez** from the Milwaukee Brewers in exchange for **INF/OF Jake Bauers**...non-tendered **RHP Albert Abreu, LHP Anthony Misiewicz** and **RHP Lou Trivino**.
- Dec. 1** Claimed **OF Oscar González** off waivers from the Cleveland Guardians.
- Dec. 5** Acquired **OF Alex Verdugo** from the Boston Red Sox in exchange for **RHP Greg Weissert, RHP Richard Fitts** and **RHP Nicholas Judge**.
- Dec. 6** In the Major League phase of the 2023 Rule 5 Draft, Oakland selected **RHP Mitch Spence**, Kansas City selected **RHP Matt Sauer**, and Texas selected **RHP Carson Coleman** from the Yankees...made two selections in the Minor League phase of the Rule 5 Draft, taking **RHP Gabriel Barbosa** in the first round from Colorado and **RHP Kervin Castro** in the second round from Houston...additionally, Los Angeles-AL selected **INF Eric Waganam** (first round), Boston selected **C Mickey Gasper** (first round), Tampa Bay selected **RHP Michael Gómez** (first round) and Pittsburgh selected **INF Marcos Cabrera** (third round) from the Yankees...acquired **OF Juan Soto** and **OF Trent Grisham** from the San Diego Padres in exchange for **RHP Michael King, C Kyle Higashioka, RHP Jhony Brito, RHP Randy Vásquez** and **RHP Drew Thorpe**.
- Dec. 11** Acquired **LHP Víctor González** and **INF Jorbit Vivas** from the Los Angeles Dodgers in exchange for **INF Trey Sweeney**.
- Dec. 14** Acquired international signing money from the Pittsburgh Pirates in exchange for **OF Billy McKinney**.
- Dec. 19** Claimed **INF Jeter Downs** off waivers from the Washington Nationals.
- Dec. 26** Acquired **RHP Cody Morris** from the Cleveland Guardians in exchange for **OF Estevan Florial**.

2024

- Jan. 4** Claimed **OF Bubba Thompson** off waivers from the Cincinnati Reds.
- Jan. 5** Signed **RHP Cody Poteet** to a one-year Major League contract.
- Jan. 11** Agreed to terms with **LHP Nestor Cortes, LHP Víctor González, OF Trent Grisham, RHP Clay Holmes, RHP Jonathan Loáisiga, RHP Clarke Schmidt, OF Juan Soto, INF Gleyber Torres, C Jose Trevino** and **OF Alex Verdugo** on one-year contracts, thus avoiding arbitration.
- Jan. 17** Signed **RHP Marcus Stroman** to a two-year Major League contract extending through the 2025 season with a conditional player option for the 2026 season...designated **OF Oscar González** for assignment.
- Jan. 19** Claimed **INF/OF Diego Castillo** off waivers from the New York Mets...designated **INF Jeter Downs** for assignment...signed **RHP Luke Weaver** to a one-year Major League contract for the 2024 season with a club option for the 2025 season...designated **OF Bubba Thompson** for assignment.
- Jan. 24** Outrighted **INF Jeter Downs** and **OF Oscar González** to Triple-A Scranton/Wilkes-Barre...**OF Bubba Thompson** was claimed off waivers by the Minnesota Twins.
- Jan. 29** Claimed **LHP Matt Gage** off waivers from the Houston Astros...designated **INF/OF Diego Castillo** for assignment.
- Feb. 5** Acquired **LHP Caleb Ferguson** from the Los Angeles Dodgers in exchange for **LHP Matt Gage** and **RHP Christian Zazueta**...**INF/OF Diego Castillo** was claimed off waivers by the Philadelphia Phillies.
- Feb. 6** Invited 26 players to 2024 Major League spring training...of the non-roster invitees (NRIs), 11 played in other organizations in 2023 and signed minor league contracts with the Yankees for the 2024 season: **RHP Nick Burdi, RHP Yerry de los Santos, C.J.C. Escarra, OF Luis González, LHP Oddanier Mosqueda, INF/OF Jose Rojas, RHP Dennis Santana, INF Kevin Smith, C Luis Torrens, RHP Duane Underwood Jr. and INF Josh VanMeter**...three NRIs – **OF Greg Allen, LHP Anthony Misiewicz** and **LHP Tanner Tully** – re-signed with the Yankees for 2024 after playing for the organization at some point during the 2023 season...also extended Major League spring training invitations to 10 other players in the Yankees organization: **C Josh Breaux, INF Jeter Downs, INF Caleb Durbin, OF Oscar González, RHP Chase Hampton, OF Spencer Jones, OF Brandon Lockridge, C Ben Rice, INF T.J. Rumfield** and **RHP Will Warren**...additionally, **RHP Joey Gerber** and **RHP Art Warren** both signed multi-year minor league contracts with invitations to 2024 spring training.

Yankees Games by the Numbers

NOTE 2023 (2022)	Leading After 6:..... 64-10 (70-8)	Opp. Scores 2 or fewer:.....46-6 (53-8)
Standing in AL East: ...4th, -19.0 (1st, +7.0)	Trailing After 6:..... 6-58 (11-41)	Yankees No Errors:..... 55-31 (65-42)
Final Streak:..... Lost 1	Tied After 6:..... 12-12 (17-14)	Yankees Make Error(s):..... 27-49 (34-21)
Final Homestand:..... 3-3	Leading After 7:..... 66-5 (74-5)	NY Starter Goes 6:..... 34-22 (53-29)
Final Road Trip..... 3-3	Trailing After 7:..... 4-64 (10-49)	Comeback Wins:..... 31 (41)
Home Record:..... 42-39 (57-24)	Tied After 7:..... 12-11 (14-9)	Yankees hit OHR:..... 9-36 (14-26)
Road Record:..... 40-41 (42-39)	Leading After 8:..... 73-2 (78-3)	Yankees hit at least 1HR:..... 73-44 (85-37)
Day Record:..... 30-26 (33-20)	Trailing After 8:..... 2-69 (4-52)	Yankees hit 2+ HRs:..... 54-15 (57-13)
Night Record:..... 52-54 (66-43)	Tied After 8:..... 7-9 (16-8)	Walk-off Wins-Losses:..... 6-9 (16-11)
vs. AL East:..... 22-30 (47-29)	Extra-Inning Games:..... 6-9 (10-8)	Series Record:..... 23-23-6 (30-16-7)
vs. AL Central:..... 18-14 (25-8)	One-run Games:..... 17-23 (31-27)	Series Record, home:..... 11-10-5 (18-6-2)
vs. AL West:..... 19-13 (17-16)	Two (or fewer)-run Games:.. 34-30 (49-42)	Series Record, road:..... 12-13-1 (12-10-5)
vs. National League:..... 23-23 (10-10)	NY Scores 5 or more:..... 53-13 (69-10)	Sweeps by NYY / by Opp:..... 4 (13) / 4 (4)
vs. RH starters:..... 67-67 (73-48)	NY Scores 4 or more:..... 69-18 (79-14)	Run Differential..... -25
vs. LH starters:..... 15-13 (26-15)	NY Scores 3 or fewer:..... 13-62 (20-49)	Runs Scored (per gm.)..... 673 (4.15)
Yankees Score First:..... 56-20 (68-21)	NY Scores 2 or fewer:..... 3-50 (12-40)	Runs Allowed (per gm.)..... 698 (4.31)
Opp. Score First:..... 26-26 (31-42)	Opp. Scores 5 or more:..... 10-56 (20-24)	
Pre-All-Star..... 49-42 (64-28)	Opp. Scores 4 or fewer:..... 72-24 (79-39)	
Post-All-Star..... 33-38 (35-35)	Opp. Scores 3 or fewer:..... 63-17 (62-25)	



2023 Individual Batting

Batter	AVG	G	PA	AB	R	H	2B	3B	HR	RBI	TB	BB	IBB	SO	SB	CS	SH	SF	HP	GIDP	OBP	SLG	OPS	
Greg Allen	.217	22	28	23	6	5	1	1	1	11	2	0	10	3	1	0	1	0	2	0	333	478	.811	
Harrison Bader	.240	84	310	288	40	69	11	2	7	37	105	14	0	56	17	2	4	1	3	6	278	365	.643	
Jake Bauers	.202	84	272	242	28	49	15	0	12	30	100	27	0	95	3	2	3	0	0	3	279	413	.692	
Oswaldo Cabrera	.211	115	330	298	35	63	11	0	5	29	89	25	1	72	8	0	2	3	2	6	275	299	.574	
Willie Calhoun	.239	44	149	134	16	32	7	0	5	16	54	14	1	20	0	0	1	0	0	2	309	403	.712	
Franchy Cordero	.188	24	71	69	9	13	2	0	6	13	33	2	0	25	0	0	0	0	0	0	211	478	.689	
Joson Dominguez	.258	8	33	31	6	8	1	0	4	7	21	2	0	8	1	0	0	0	0	0	1	303	677	.980
Josh Donaldson	.142	34	120	106	13	15	1	0	10	15	46	12	0	32	0	0	2	0	0	2	225	434	.659	
Estevan Florial	.230	19	71	61	5	14	3	1	0	8	19	7	0	20	3	0	1	0	2	0	324	311	.635	
Aaron Hicks	.188	28	76	69	9	13	2	0	1	5	18	7	0	20	0	0	0	0	0	0	263	261	.524	
Kyle Higashioka	.236	92	260	242	24	57	13	0	10	34	100	14	0	74	0	0	3	1	0	5	274	413	.687	
Aaron Judge	.267	106	458	367	79	98	16	0	37	75	225	88	9	130	3	1	3	0	0	5	406	613	1.019	
Isiah Kiner-Falefa	.242	115	361	326	39	79	12	1	6	37	111	28	0	70	14	5	3	1	3	12	306	340	.646	
DJ LeMahieu	.243	136	562	497	55	121	22	3	15	44	194	60	2	125	2	2	2	0	3	14	327	390	.717	
Billy McKinney	.227	48	147	128	19	29	3	1	6	14	52	17	1	39	1	0	1	0	1	1	320	406	.726	
Oswald Peraza	.191	52	191	173	15	33	8	0	2	14	47	13	0	50	4	3	0	0	5	1	267	272	.539	
Everson Pereira	.151	27	103	93	6	14	4	0	0	10	18	8	0	40	4	0	0	0	2	1	233	194	.427	
Anthony Rizzo	.244	99	421	373	45	91	14	0	12	41	141	35	1	97	0	3	1	0	12	10	328	378	.706	
Ben Rortved	.118	32	79	68	6	8	1	0	2	4	15	11	0	19	0	0	0	0	0	0	1	241	221	.462
Giancarlo Stanton	.191	101	415	371	43	71	13	0	24	60	156	41	3	124	0	0	1	0	2	11	275	420	.695	
Gleyber Torres	.273	158	672	596	90	163	28	2	25	68	270	67	0	98	13	6	6	0	3	19	347	453	.800	
Jose Trevino	.210	55	168	157	15	33	4	0	4	15	49	8	0	22	0	0	1	0	2	6	257	312	.569	
Anthony Volpe	.209	159	601	541	62	113	23	4	21	60	207	52	0	167	24	5	2	1	5	10	283	383	.666	
Austin Wells	.229	19	75	70	8	16	6	0	4	13	34	3	0	14	0	0	1	0	0	3	257	486	.743	
NY Totals	.227	162	5973	5323	673	1207	221	15	219	650	2115	557	18	1427	100	30	36	9	47	119	304	397	.701	
Opponents	.234	162	6078	5428	698	1272	261	15	195	668	2148	508	6	1439	103	26	40	11	85	103	308	396	.704	

2023 Batting vs./at Opponents

Opponent	AVG	G	AB	R	R/G	H	2B	3B	HR	RBI	BB	IBB	SO	HP	LOB	SB	CS	OBP	SLG	OPS
vs. Arizona	.270	3	100	14	4.67	27	10	1	5	14	12	0	29	0	24	1	0	.345	.540	.885
vs. Atlanta	.182	3	88	3	1.00	16	1	1	0	3	8	0	22	0	12	1	0	.250	.216	.466
vs. Baltimore	.237	13	426	57	4.38	101	20	2	21	56	49	2	115	3	82	5	2	.316	.441	.757
vs. Boston	.207	13	429	39	3.00	89	20	0	12	38	37	2	124	7	85	9	2	.281	.338	.619
vs. Chicago-AL	.223	6	193	20	3.33	43	8	1	7	20	29	0	59	0	45	2	3	.321	.383	.705
vs. Chicago-NL	.223	3	94	10	3.33	21	3	0	5	10	9	0	18	0	15	2	1	.291	.415	.706
vs. Cincinnati	.245	3	106	17	5.67	26	4	1	6	17	8	0	30	0	14	2	1	.298	.472	.770
vs. Cleveland	.249	6	197	27	4.50	49	6	1	7	23	11	0	35	1	23	5	1	.290	.396	.686
vs. Colorado	.236	3	106	15	5.00	25	3	1	2	13	12	2	20	2	22	2	0	.320	.340	.659
vs. Detroit	.218	7	225	29	4.14	49	9	0	13	28	31	0	71	3	45	4	3	.320	.431	.752
vs. Houston	.234	7	231	34	4.86	54	11	0	15	34	32	0	57	2	50	5	0	.330	.476	.806
vs. Kansas City	.263	6	194	30	5.00	51	9	1	8	29	17	1	50	2	35	4	1	.326	.443	.769
vs. Los Angeles-AL	.193	6	192	21	3.50	37	6	0	4	21	35	2	68	4	49	4	0	.325	.286	.611
vs. Los Angeles-NL	.165	3	97	14	4.67	16	1	1	8	14	8	0	33	0	10	1	0	.229	.443	.672
vs. Miami	.243	3	103	17	5.67	25	2	0	4	16	14	0	33	1	20	6	0	.339	.379	.718
vs. Milwaukee	.096	3	104	8	2.67	10	3	0	2	8	14	1	33	0	23	2	0	.203	.183	.386
vs. Minnesota	.228	7	232	28	4.00	53	8	0	9	27	16	0	72	2	40	5	2	.283	.379	.662
vs. New York-NL	.215	4	130	16	4.00	28	8	0	2	14	16	1	32	4	30	3	0	.314	.323	.637
vs. Oakland	.290	6	207	50	8.33	60	12	2	13	48	24	0	43	5	38	1	2	.369	.556	.925
vs. Philadelphia	.234	3	94	13	4.33	22	4	1	4	13	14	0	24	0	20	4	1	.333	.426	.759
vs. Pittsburgh	.231	3	104	15	5.00	24	5	0	3	13	18	0	28	0	26	2	0	.344	.365	.710
vs. San Diego	.265	3	102	14	4.67	27	5	0	3	14	1	1	24	0	9	2	1	.272	.402	.674
vs. Seattle	.250	6	204	29	4.83	51	8	0	11	29	17	1	44	1	37	2	1	.309	.451	.760
vs. San Francisco	.255	3	98	16	5.33	25	2	0	7	14	10	0	31	1	19	5	1	.327	.490	.817
vs. St. Louis	.240	3	96	11	3.67	23	3	1	1	10	15	0	18	0	23	2	0	.336	.323	.659
vs. Tampa Bay	.234	13	435	58	4.46	102	17	1	20	56	37	0	106	2	73	8	3	.297	.416	.713
vs. Texas	.197	7	213	16	2.29	42	10	0	4	16	12	1	46	4	31	0	2	.251	.300	.552
vs. Toronto	.210	13	423	37	2.85	89	19	0	15	37	39	4	133	2	81	9	1	.280	.362	.641
vs. Washington	.220	3	100	15	5.00	22	4	0	8	15	12	0	29	1	20	2	2	.310	.500	.810
Ballpark	AVG	G	AB	R	R/G	H	2B	3B	HR	RBI	BB	IBB	SO	HP	LOB	SB	CS	OBP	SLG	OPS
Angel Stadium	.182	3	99	7	2.33	18	2	0	3	7	12	0	42	1	23	1	0	.274	.293	.567
Busch Stadium	.240	3	96	11	3.67	23	3	1	1	10	15	0	18	0	23	2	0	.336	.323	.659
Camden Yards	.248	6	202	26	4.33	50	9	1	9	26	23	0	56	1	41	4	2	.323	.436	.759
Citi Field	.236	2	72	10	5.00	17	6	0	2	8	3	1	19	3	13	2	0	.291	.403	.694
Comerica Park	.195	4	133	17	4.25	26	4	0	9	16	15	0	47	3	24	4	1	.291	.429	.720
Coors Field	.236	3	106	15	5.00	25	3	1	2	13	12	2	20	2	22	2	0	.320	.340	.659
Dodger Stadium	.165	3	97	14	4.67	16	1	1	8	14	8	0	33	0	10	1	0	.229	.443	.672
Fenway Park	.217	7	235	23	3.29	51	14	0	4	23	24	2	70	4	52	7	0	.300	.328	.628
Globe Life Field	.192	4	125	8	2.00	24	3	0	3	8	5	0	26	3	19	0	1	.239	.288	.527
Great American	.245	3	106	17	5.67	26	4	1	6	17	8	0	30	0	14	2	1	.298	.472	.770
Guaranteed Rate Field	.255	3	98	10	3.33	25	2	0	3	10	20	0	38	0	29	1	3	.375	.367	.742
Kauffman Stadium	.260	3	104	12	4.00	27	6	1	1	12	9	0	27	0	22	1	0	.319	.365	.684
loanDepot park	.243	3	103	17	5.67	25	2	0	4	16	14	0	33	1	20	6	0	.339	.379	.718
Minute Maid Park	.233	3	103	17	5.67	24	6	0	7	17	8	0	28	1	15	3	0	.292	.495	.787
Oakland Coliseum	.284	3	109	22	7.33	31	7	0	4	20	12	0	24	3	23	1	1	.365	.459	.824
PNC Park	.231	3	104	15	5.00	24	5	0	3	13	18	0	28	0	26	2	0	.344	.365	.710
Progressive Field	.257	3	101	17	5.67	26	5	1	2	13										

2023 Batting Splits

	AVG	G	AB	R	R/G	H	2B	3B	HR	RBI	BB	IBB	SO	HP	LOB	SB	CS	OBP	SLG	OPS
Total	.227	162	5323	673	4.15	1207	221	15	219	650	557	18	1427	47	1001	100	30	3.24	.397	.701
vs. Left	.248	-	1034	-	2.56	48	4	52	146	112	2	266	11	-	18	5	325	.453	.777	
vs. Right	.222	-	4289	-	951	173	11	167	504	445	16	1161	36	-	82	25	299	.384	.683	
Home	.224	81	2581	328	4.05	578	106	6	123	321	271	8	662	20	469	51	18	301	.413	.714
Away	.229	81	2742	345	4.26	629	115	9	96	329	286	10	765	27	532	49	12	306	.383	.689
Day	.230	56	1853	261	4.66	626	88	4	80	252	205	8	506	18	352	47	13	311	.411	.722
Night	.225	106	3470	412	3.89	781	133	11	139	398	352	10	921	29	649	53	17	300	.390	.690
Grass	.229	142	4654	599	4.22	1064	196	14	194	577	489	14	1243	40	871	87	28	305	.402	.707
Turf	.214	20	669	74	3.70	143	25	1	25	73	68	4	184	7	130	13	2	292	.366	.658
Pre-All Star	.231	91	2987	400	4.40	691	125	11	129	385	279	10	732	27	514	54	20	301	.410	.711
Post-All Star	.221	71	2336	273	3.85	516	96	4	90	265	278	8	695	20	487	46	10	307	.381	.688
None on	.225	-	3197	-	718	127	13	130	130	314	1	888	28	-	0	0	300	.394	.694	
None on/out	.232	-	1355	-	315	60	7	46	46	129	0	347	13	-	0	0	305	.389	.694	
Runners on	.230	-	2126	-	489	94	2	89	520	243	17	539	19	-	100	30	310	.402	.712	
Scoring Posn	.227	-	1161	-	264	57	0	35	395	146	16	297	10	-	29	4	310	.367	.677	
ScPos/2 Out	.213	-	536	-	114	19	0	17	155	59	7	138	1	-	16	2	292	.343	.635	
Bases Loaded	.300	-	120	-	36	8	0	3	101	10	0	33	2	-	0	0	331	.442	.773	
With 0 Outs	.235	162	1873	-	441	88	8	75	163	180	1	475	16	-	18	2	307	.411	.718	
With 1 Out	.230	162	1750	-	402	82	3	72	256	192	8	487	19	-	31	11	308	.403	.711	
With 2 Outs	.214	162	1700	-	364	51	4	72	231	185	9	465	12	-	51	17	296	.376	.672	
Inning 1-6	.227	-	3598	469	-	815	155	11	158	458	363	3	934	33	-	58	24	302	.407	.709
Inning 7+	.227	-	1725	204	-	392	66	4	61	192	194	15	493	14	-	42	6	308	.376	.684
In Extra Innings	.197	15	524	54	3.60	103	19	1	12	50	56	9	127	7	101	14	5	279	.305	.585
In Wins	.264	82	2738	479	5.84	722	137	9	152	465	298	12	705	30	501	64	18	339	.487	.826
In Losses	.188	80	2585	194	2.43	485	84	6	67	185	259	6	722	17	500	36	12	265	.303	.568
Interleague	.221	46	1522	198	4.30	337	58	7	60	188	171	5	404	9	287	37	7	302	.387	.689
vs. AL	.229	116	3801	475	4.09	870	163	8	159	462	386	13	1023	38	714	63	23	304	.401	.706
vs. AL East	.222	52	1713	191	3.67	381	76	3	68	187	162	8	478	14	321	31	8	294	.389	.683
vs. AL Central	.235	32	1041	134	4.19	245	40	3	44	127	104	1	287	8	188	20	10	308	.406	.714
vs. AL West	.233	32	1047	150	4.69	244	47	2	47	148	120	4	258	16	205	12	5	318	.416	.734
March	.250	1	32	5	5.00	8	0	2	5	2	0	16	0	5	2	0	294	.438	.732	
April	.226	28	904	111	3.96	204	34	3	32	104	88	2	235	10	161	21	8	299	.376	.675
May	.252	29	989	157	5.41	249	40	5	53	156	94	5	233	7	168	18	7	319	.463	.782
June	.208	23	746	88	3.83	155	37	2	29	83	59	2	181	9	121	9	4	273	.379	.652
July	.226	25	800	97	3.88	181	28	2	30	92	96	4	207	8	163	13	2	311	.379	.690
August	.220	28	914	107	3.82	201	30	1	44	104	108	0	275	9	181	20	7	308	.399	.707
September	.223	27	906	106	3.93	202	49	2	29	104	107	5	273	4	196	17	2	307	.377	.685
October	.219	1	32	2	2.00	7	3	0	2	3	0	7	0	6	0	0	0	286	.313	.598
	AVG	G	AB	R	R/G	H	2B	3B	HR	RBI	BB	IBB	SO	HP	LOB	SB	CS	OBP	SLG	OPS
As LHB	.219	-	1473	-	322	64	3	55	171	145	4	411	18	-	-	-	295	.378	.673	
As RHB	.230	-	3850	-	885	157	12	164	479	412	14	1016	29	-	-	-	307	.405	.712	
As p	1.000	-	1	1	1	0	0	1	2	0	0	0	0	0	0	0	1	1.000	4.000	5.000
As c	.208	-	528	52	1.10	22	0	19	61	36	0	129	2	-	0	0	0	260	.358	.618
As 1b	.234	-	620	70	1.45	21	0	21	62	64	1	167	13	-	1	4	317	.369	.686	
As 2b	.273	-	623	91	1.70	20	2	24	72	67	0	109	5	-	10	5	345	.443	.788	
As 3b	.221	-	596	61	1.32	26	3	17	59	57	2	165	6	-	10	6	294	.361	.655	
As ss	.208	-	577	63	1.20	25	4	21	64	52	0	184	5	-	24	5	278	.374	.652	
As lf	.220	-	551	66	1.21	23	1	19	66	59	1	155	5	-	14	1	299	.368	.668	
As cf	.237	-	587	79	1.39	20	4	18	69	39	0	140	6	-	28	5	288	.376	.665	
As rf	.203	-	592	93	1.20	21	1	41	93	74	7	181	0	-	5	1	290	.449	.740	
All OF	.220	-	1730	238	-	380	64	6	78	228	172	8	476	11	-	47	7	293	.399	.691
All DH	.231	-	584	76	1.35	30	0	37	95	99	7	176	3	-	4	2	343	.473	.816	
All PH	.227	-	66	8	1.5	4	0	1	7	10	0	22	3	-	0	0	346	.333	.679	
As dh (not ph)	.230	-	582	76	1.34	29	0	37	95	99	7	175	2	-	3	2	342	.471	.813	
As ph (not dh)	.219	-	64	8	1.4	3	0	1	7	10	0	21	2	-	0	0	333	.313	.646	
As ph for dh	.500	-	2	0	-	1	0	0	0	0	0	0	1	1	-	0	0	.667	1.000	.667
As pr	-	0	13	-	0	0	0	0	0	0	0	0	0	0	0	5	1	-	-	-
Batting #1	.227	-	644	86	1.46	22	5	21	65	71	0	158	5	-	15	5	306	.374	.680	
Batting #2	.239	-	599	107	1.43	27	0	48	103	107	11	191	2	-	4	1	354	.524	.878	
Batting #3	.269	-	625	89	1.68	33	0	30	80	63	2	132	9	-	8	3	343	.466	.808	
Batting #4	.217	-	612	77	1.33	22	0	28	88	65	2	170	6	-	7	5	297	.391	.688	
Batting #5	.232	-	599	75	1.39	29	3	26	67	61	0	168	6	-	18	4	307	.421	.728	
Batting #6	.215	-	594	67	1.28	23	1	18	70	45	1	163	4	-	11	5	273	.348	.621	
Batting #7	.195	-	569	49	1.11	23	1	14	58	47	2	153	9	-	12	1	266	.313	.578	
Batting #8	.226	-	558	56	1.26	24	3	17	73	44	0	143	3	-	9	5	285	.371	.656	
Batting #9	.216	-	523	67	1.13	18	2	17	46	54	0	149	3	-	16	1	292	.356	.648	
	AVG	G	AB	R	R/G	H	2B	3B	HR	RBI	BB	IBB	SO	HP	LOB	SB	CS	OBP	SLG	OPS
Leading Off Inning	.231	-	1303	-	301	56	7	44	46	126	1	337	12	-	-	-	305	.386	.691	
vs P, 1st time in G	.227	-	3292																	

2023 Batting with Runners in Scoring Position

Player	AVG	PA	AB	H	2B	3B	HR	RBI	TB	BB	IBB	SO	SH	SF	HP	GDP	OBP	SLG	OPS	
Greg Allen	.000	2	1	0	0	0	0	0	0	0	0	0	0	0	1	0	500	.000	500	
Harrison Bader	.257	84	74	19	3	0	3	31	31	5	0	14	1	4	0	3	289	.419	.708	
Jake Bauers	.170	56	47	8	3	0	3	18	20	6	0	16	0	3	0	0	250	.426	.676	
Oswaldo Cabrera	.229	81	70	16	4	0	1	24	23	8	1	16	1	2	0	0	300	.329	.629	
Willie Calhoun	.259	32	27	7	3	0	0	9	10	4	1	5	0	1	0	1	344	.370	.714	
Franchy Cordero	.235	17	17	4	1	0	3	10	14	0	0	6	0	0	0	0	235	.824	1.059	
Jasson Dominguez	.500	4	4	2	0	0	1	2	5	0	0	1	0	0	0	0	500	1.250	1.750	
Josh Donaldson	.074	31	27	2	1	0	0	3	3	2	0	9	0	2	0	0	129	.111	.240	
Estevan Florial	.313	21	16	5	2	0	0	8	7	3	0	5	0	1	1	0	429	.438	.867	
Aaron Hicks	.118	22	17	2	0	0	0	2	2	5	0	5	0	0	0	0	318	.118	.436	
Kyle Higashioka	.246	73	61	15	3	0	0	19	18	8	0	17	1	3	0	3	319	.295	.614	
Aaron Judge	.262	83	61	16	3	0	4	32	31	19	7	22	0	3	0	0	422	.508	.930	
Isiah Kiner-Falefa	.288	84	73	21	3	0	0	28	24	7	0	18	1	3	0	2	337	.329	.666	
DJ LeMahieu	.224	117	98	22	7	0	0	24	29	16	2	20	0	2	1	6	333	.296	.629	
Billy McKinney	.154	31	26	4	0	0	2	10	10	4	1	9	0	0	1	1	258	.385	.643	
Oswald Peraza	.174	51	46	8	2	0	0	11	10	5	0	11	0	0	0	1	255	.217	.472	
Everson Pereira	.250	28	24	6	1	0	0	10	7	3	0	8	0	0	1	1	357	.292	.649	
Anthony Rizzo	.253	96	83	21	6	0	0	22	27	9	1	22	0	1	3	5	344	.325	.669	
Ben Rortvedt	.083	14	12	1	0	0	0	2	1	2	0	5	0	0	0	0	214	.083	.297	
Giancarlo Stanton	.200	102	90	18	4	0	5	34	37	11	3	27	0	1	0	7	284	.411	.695	
Gleyber Torres	.270	137	115	31	5	0	4	39	48	15	0	20	0	6	1	6	343	.417	.760	
Jose Trevino	.250	38	36	9	1	0	0	10	10	0	0	4	1	0	1	1	270	.278	.548	
Anthony Volpe	.204	128	113	23	4	0	7	38	48	12	0	32	0	2	1	1	281	.425	.706	
Austin Wells	.174	27	23	4	1	0	2	9	11	2	0	5	0	1	0	2	231	.478	.709	
TOTALS	.227	1359	1161	264	57	0	35	395	426	146	0	16	297	5	36	10	40	310	.367	.677

2023 Bases Loaded

Player	AVG	PA	AB	H	2B	3B	HR	RBI	TB	BB	IBB	SO	SH	SF	HP	GDP	OBP	SLG	OPS
Greg Allen	-	0	-	-	-	-	-	-	-	-	-	-	-	-	-	-	-	-	-
Harrison Bader	.667	8	6	4	2	0	0	9	6	0	0	0	0	2	0	0	500	1.000	1.500
Jake Bauers	.000	8	6	0	0	0	0	3	0	1	0	2	0	1	0	0	125	.000	.125
Oswaldo Cabrera	.167	14	12	2	1	0	0	7	3	1	0	6	0	1	0	0	214	.250	.464
Willie Calhoun	1.000	1	1	1	0	0	0	1	1	0	0	0	0	0	0	0	1,000	1,000	2,000
Franchy Cordero	.000	2	2	0	0	0	0	0	0	0	0	1	0	0	0	0	0.000	.000	.000
Jasson Dominguez	-	0	-	-	-	-	-	-	-	-	-	-	-	-	-	-	-	-	-
Josh Donaldson	-	0	-	-	-	-	-	-	-	-	-	-	-	-	-	-	-	-	-
Estevan Florial	.333	5	3	1	0	0	0	4	1	1	0	0	0	1	0	0	400	.333	.733
Aaron Hicks	.000	1	1	0	0	0	0	0	0	0	0	1	0	0	0	0	0.000	.000	.000
Kyle Higashioka	.250	10	8	2	0	0	0	5	2	1	0	3	0	1	0	2	300	.250	.550
Aaron Judge	.750	8	4	3	1	0	2	15	10	3	0	1	0	1	0	0	750	2.500	3.250
Isiah Kiner-Falefa	.375	9	8	3	1	0	0	8	4	0	0	3	0	1	0	1	333	.500	.833
DJ LeMahieu	.167	12	12	2	0	0	0	2	2	0	0	4	0	0	0	3	167	.167	.333
Billy McKinney	-	1	0	0	0	0	0	1	0	0	0	0	0	1	0	0	.000	-	.000
Oswald Peraza	.333	11	9	3	0	0	0	7	3	2	0	2	0	0	0	0	455	.333	.788
Everson Pereira	.000	2	1	0	0	0	0	1	0	0	0	0	0	1	0	0	500	.000	.500
Anthony Rizzo	.286	7	7	2	0	0	0	2	2	0	0	3	0	0	0	1	286	.286	.571
Ben Rortvedt	.000	2	2	0	0	0	0	1	0	0	0	0	0	0	0	0	0.000	.000	.000
Giancarlo Stanton	.571	8	7	4	2	0	0	10	6	0	0	0	0	1	0	1	500	.857	1.357
Gleyber Torres	.417	14	12	5	0	0	0	11	5	0	0	1	0	2	0	1	357	.417	.774
Jose Trevino	.250	4	4	1	1	0	0	3	2	0	0	0	0	0	0	0	250	.500	.750
Anthony Volpe	.231	15	13	3	0	0	1	9	6	1	0	5	0	1	0	3	333	.462	.795
Austin Wells	.000	4	2	0	0	0	0	2	0	0	0	1	0	1	0	0	0.000	.000	.000
TOTALS	.300	146	120	36	8	0	3	101	53	10	0	33	0	13	2	9	331	.442	.773

2023 Pinch Hitting

Player	AVG	PA	AB	H	2B	3B	HR	RBI	TB	BB	IBB	SO	SH	SF	HP	GDP	OBP	SLG	OPS
Greg Allen	.000	1	1	0	0	0	0	0	0	0	0	1	0	0	0	0	0.000	.000	.000
Harrison Bader	.500	4	4	2	1	0	0	0	3	0	0	0	0	0	0	0	500	.750	1.250
Jake Bauers	.250	13	12	3	1	0	0	0	4	1	0	6	0	0	0	0	308	.333	.641
Oswaldo Cabrera	.000	4	4	0	0	0	0	0	0	0	0	2	0	0	0	0	0.000	.000	.000
Willie Calhoun	.000	7	6	0	0	0	0	0	0	1	0	1	0	0	0	0	143	.000	.143
Franchy Cordero	.000	3	3	0	0	0	0	0	0	0	0	2	0	0	0	0	0.000	.000	.000
Jasson Dominguez	-	0	-	-	-	-	-	-	-	-	-	-	-	-	-	-	-	-	-
Josh Donaldson	.000	3	1	0	0	0	0	1	0	1	0	1	0	1	0	0	333	.000	.333
Estevan Florial	-	0	-	-	-	-	-	-	-	-	-	-	-	-	-	-	-	-	-
Aaron Hicks	.000	1	1	0	0	0	0	0	0	0	0	1	0	0	0	0	0.000	.000	.000
Kyle Higashioka	1.000	3	2	2	1	0	1	3	6	0	0	0	1	0	0	0	667	3.000	3.667
Aaron Judge	.000	2	2	0	0	0	0	0	0	0	0	1	0	0	0	0	0.000	.000	.000
Isiah Kiner-Falefa	.250	10	8	2	1	0	0	0	3	1	0	2	0	1	0	4	400	.375	.775
DJ LeMahieu	.400	6	5	2	0	0	0	1	2	1	0	0	0	0	0	0	500	.400	.900
Billy McKinney	.250	7	4	1	0	0	0	0	1	2	0	3	0	1	0	1	571	.250	.821
Oswald Peraza	.000	2	1	0	0	0	0	0	0	0	0	0	0	1	0	0	500	.000	.500
Everson Pereira	-	0	-	-	-	-	-	-	-	-	-	-	-	-	-	-	-	-	-
Anthony Rizzo	-	0	-	-	-	-	-	-	-	-	-	-	-	-	-	-	-	-	-
Ben Rortvedt	.000	1	1	0	0	0	0	1	0	0	0	0	0	0	0	0	0.000	.000	.000
Giancarlo Stanton	.000	3	3	0	0	0	0	0	0	0	0	1	0	0	0	0	0.000	.000	.000
Gleyber Torres	1.000	4	2	2	0	0	0	0	2	2	0	0	0	0	0	0	1,000	1,000	2,000
Jose Trevino	1.000	1	1	1	0	0	0	1	1	0	0	0	0	0	0	0	1,000	1,000	2,000
Anthony Volpe	.000	5	4	0	0	0	0	0	0	1	0	1	0	0	0	0	200	.000	.200
Austin Wells	.000	1	1	0	0	0	0	0	0	0	0	0	0	0	0	0	0.000	.000	.000
TOTALS	.227	81	66	15	4	0	1	7	22	10	0	22	0	2	3	0	346	.333	.679



2023 Home Runs

1st-INNING LEADOFF HRs		MULTI-HR GAMES	
3x in 2023 / 6x in 2022		14x in 2023 / 22x in 2022	
Player	Date/Opp. (Pitcher)	Player	Date/Opp. (Pitcher)
LeMahieu	9/5 vs. DET (Faedo)	Judge	2HR, 9/27 at TOR (Berrios/Richards)
LeMahieu	9/1 at HOU (Verlander)	Judge	3HR, 9/22 vs. ARI (Pfaadt, 2x/Ceccoconi)
Volpe	4/14 vs. MIN (Varland)	LeMahieu	2HR, 8/25 at TB (Eflin/Kelley)
PINCH-HIT HRs		Judge	3HR, 8/23 vs. WAS (Gore, 2x/Ferrer)
1x in 2023 / 2x in 2022		Stanton	2HR, 7/8 vs. CHC (Smyly/Rucker)
Player	Date/Opp. (Pitcher)	Bauers	2HR, 6/3 at LAD (Grove, 2x)
Higashioka	8/8 at CWS (Banks)	Donaldson	2HR, 6/2 at LAD (Kershaw/Bickford)
WALK-OFF HRs		Judge	2HR, 5/29 at SEA (Miller/Then)
0x in 2023 / 7x in 2022		Torres	2HR, 5/24 vs. BAL (Wells, 2x)
Player	Date/Opp. (Pitcher)	Judge	2HR, 5/15 at TOR (Manoah/Jackson)
None in 2023		Judge	2HR, 5/13 vs. TB (McClanahan/Thompson)
<i>Last: Stanton, 9/20/22 vs. PIT (off Crowe)</i>		Rizzo	2HR, 5/29 at SEA (Miller/Then)
		Rizzo	2HR, 4/13 vs. MIN (Ryan/Sands)
		Judge	2HR, 4/9 at BAL (Wells/Gillaspie)
GRAND SLAMS		INSIDE-THE-PARK HRs	
3x in 2023 / 10x in 2022		0x in 2023 / 0x in 2022	
Player	Date/Opp. (Pitcher)	Player	Date/Opp. (Pitcher)
Judge	9/14 at BOS-G2 (Bernardino)	None in 2023	
Judge	8/23 vs. WAS (Gore)	<i>Last: Hicks, 5/19/18 at KC (off Duffy)</i>	
Volpe	5/10 vs. OAK (Garcia)	RUNS VIA HR / RUNNERS ON BASE	
BACK-TO-BACK HRs		HRs: 219 Runs: 673 / Runs via HR: 329 (48.9%)	
9x in 2023/17x in 2022		Solo (130):	
Players	Date/Opp. (Inning)	Allen (1), Bader (2), Bauers (6), Cabrera (3), Calhoun (3), Cordero (3), Dominguez (1), Donaldson (8), Higashioka (7), Judge (23), Kiner-Falefa (4), LeMahieu (12), McKinney (4), Peraza (1), Rizzo (7), Rortvedt (2), Stanton (14), Torres (16), Trevino (3), Volpe (9), Wells (1)	
Torres/Stanton	8/30 at DET (4th inning)	2-Run (71):	
Judge/Torres	8/28 at DET (7th inning)	Bader (2), Bauers (5), Cabrera (2), Calhoun (2), Cordero (1), Dominguez (3), Donaldson (2), Hicks (1), Higashioka (3), Judge (11), Kiner-Falefa (2), LeMahieu (3), McKinney (1), Peraza (1), Rizzo (5), Stanton (8), Torres (9), Trevino (1), Volpe (7), Wells (2)	
Higashioka/LeMahieu	8/27 at TB (3rd inning)	3-Run (15):	
LeMahieu/Judge	8/23 vs. WAS (7th inning)	Bader (3), Bauers (1), Cordero (2), Judge (1), McKinney (1), Stanton (2), Volpe (4), Wells (1)	
Stanton/McKinney	8/3 vs. HOU (1st inning)	Grand Slams (3):	
Volpe/Higashioka	7/9 vs. CHC (6th inning)	Judge (2), Volpe (1)	
Volpe/Higashioka	7/3 vs. BAL (5th inning)		
LeMahieu/Torres	4/27 at TEX (2nd inning)		
Volpe/Judge	4/14 vs. MIN (1st inning)		
<i>Multi-HR Inning (Team): 21x in 2023/30x in 2022</i>			
<i>Last b2b2b: Gardner/LeMahieu/Voit, 9/17/20 vs. TOR (4th inn.)</i>			
<i>Last multi-HR inn., indiv.: G. Torres, 9/21/22 vs. PIT (2HR in 8th)</i>			

Starts by Position/Batting Order

The Yankees used 148 different starting defensive alignments in 2023. The most frequent combination (C-Wells, 1B-LeMahieu, 2B-Torres, 3B-Peraza, SS-Volpe, LF-Cabrera, CF-Florial, RF-Judge, DH-Stanton) was used just three times. Additionally, the club used 153 different batting orders in 2023 with nine specific combinations used a season-high two times.

2023 STARTS BY POSITION									2023 STARTS BY BATTING ORDER										
PLAYER	C	1B	2B	3B	SS	LF	CF	RF	DH	PLAYER	1	2	3	4	5	6	7	8	9
Allen	-	-	-	-	-	3	2	1	-	Allen	-	-	-	-	-	-	2	-	4
Bader	-	-	-	-	-	-	-	76	-	Bader	-	2	2	5	30	18	19	-	-
Bauers	-	20	-	-	-	20	-	26	2	Bauers	24	2	1	5	11	17	4	3	1
Cabrera	-	-	3	13	5	34	-	25	-	Cabrera	-	-	-	-	-	17	26	18	19
Calhoun	-	-	-	-	-	3	-	7	26	Calhoun	3	-	5	3	13	10	1	-	1
Cordero	-	-	-	-	-	-	4	-	15	Cordero	-	-	-	-	3	6	6	2	2
Dominguez	-	-	-	-	-	-	-	8	-	Dominguez	-	-	-	7	-	-	-	-	-
Donaldson	-	-	-	23	-	-	-	-	7	Donaldson	-	2	1	5	15	7	-	-	-
Florial	-	-	-	-	-	-	-	18	-	Florial	4	-	-	-	3	-	3	1	7
Hicks	-	-	-	-	-	15	5	-	-	Hicks	-	-	-	-	-	1	2	2	15
Higashioka	71	-	-	-	-	-	-	-	1	Higashioka	-	-	-	1	-	1	1	39	30
Judge	-	-	-	-	-	-	16	50	38	Judge	-	102	2	-	-	-	-	-	-
Kiner-Falefa	-	-	-	26	1	28	29	4	-	Kiner-Falefa	6	-	-	-	16	26	26	9	5
LeMahieu	-	50	9	67	-	-	-	-	4	LeMahieu	58	-	1	31	24	13	3	-	-
McKinney	-	-	-	-	-	27	8	3	-	McKinney	1	-	-	-	6	11	18	2	-
Peraza	-	-	9	33	6	-	-	-	-	Peraza	4	1	-	-	2	6	12	14	9
Pereira	-	-	-	-	-	26	-	-	-	Pereira	-	-	-	1	-	-	13	8	4
Rizzo	-	92	-	-	-	-	-	-	7	Rizzo	2	9	68	20	-	-	-	-	-
Rortvedt	24	-	-	-	-	-	-	-	-	Rortvedt	-	-	-	-	-	-	-	-	2
Stanton	-	-	-	-	-	2	-	31	65	Stanton	-	10	16	63	9	-	-	-	-
Torres	-	-	141	-	-	-	-	-	12	Torres	32	33	55	19	12	2	-	-	-
Trevino	49	-	-	-	-	-	-	-	-	Trevino	-	-	-	-	-	1	4	33	11
Volpe	-	-	-	-	150	-	-	-	-	Volpe	28	1	2	-	15	23	20	29	32
Wells	18	-	-	-	-	-	-	-	-	Wells	-	-	2	9	2	3	2	-	-



2023 Fielding Statistics

PITCHER	PCT	G	GS	INN	TC	PO	A	E	DP
Abreu	.833	45	0	59.0	12	6	4	2	0
Bowman	-	3	0	4.0	0	0	0	0	0
Brewer	1.000	3	0	8.1	3	2	1	0	0
Brito	.941	25	13	90.1	17	8	8	1	1
Cole	.935	33	33	209.0	31	10	19	2	0
Cordero	.750	31	1	32.2	4	0	3	1	0
Cortes	1.000	12	12	63.1	10	5	5	0	0
Donaldson	-	1	0	1.0	0	0	0	0	0
García	1.000	2	0	5.2	2	2	0	0	0
Germán	.913	20	19	108.2	23	13	8	2	0
Gómez	-	1	0	2.0	0	0	0	0	0
Hamilton	1.000	39	3	58.0	14	8	6	0	1
Holmes	.923	66	0	63.0	13	4	8	1	0
Kahnle	.875	42	0	40.2	8	6	1	1	0
Kiner-Falefa	-	4	0	4.0	0	0	0	0	0
King	1.000	49	9	104.2	20	11	9	0	0
Krook	.500	4	0	4.0	2	0	1	1	0
Loáisiga	1.000	17	0	17.2	6	1	5	0	1
Marinaccio	1.000	45	0	47.1	9	5	4	0	0
McAllister	1.000	7	0	5.1	2	0	2	0	0
Middleton	1.000	12	0	14.1	3	1	2	0	0
Misiewicz	1.000	3	0	2.2	1	0	1	0	0
Montas	1.000	1	0	1.1	1	0	1	0	0
Peralta	1.000	63	0	54.0	17	8	9	0	0
Ramirez	.600	32	0	40.2	5	3	0	2	0
Rodón	1.000	14	14	64.1	2	0	2	0	0
Schmidt	1.000	33	32	159.0	30	18	12	0	2
Severino	.909	19	18	89.1	22	7	13	2	1
Vásquez	1.000	11	5	37.2	5	3	2	0	0
Weaver	1.000	3	3	13.1	1	0	1	0	0
Weber	1.000	8	0	14.1	2	1	1	0	0
Weissert	1.000	17	0	20.0	4	2	2	0	0
TOTALS	.944	162	162	1439.2	269	124	130	15	6

FIRST BASE	PCT	G	GS	INN	TC	PO	A	E	DP
Bauers	1.000	22	20	170.1	148	144	4	0	14
Cabrera	1.000	1	0	1.0	1	1	0	0	0
LeMahieu	.995	56	50	457.2	415	381	32	2	36
McKinney	1.000	1	0	1.0	1	0	1	0	0
Rizzo	.995	92	92	809.2	762	656	102	4	58
TOTALS	.995	162	162	1439.2	1327	1182	139	6	108

SECOND BASE	PCT	G	GS	INN	TC	PO	A	E	DP
Cabrera	.917	6	3	30.0	12	1	10	1	3
Kiner-Falefa	1.000	1	0	1.0	1	1	0	0	0
LeMahieu	1.000	9	9	72.0	25	8	17	0	3
Peraza	.977	10	9	81.0	43	20	22	1	5
Torres	.975	145	141	1255.2	593	234	344	15	80
TOTALS	.975	162	162	1439.2	674	264	393	17	91

SHORTSTOP	PCT	G	GS	INN	TC	PO	A	E	DP
Cabrera	.889	5	5	39.0	18	6	10	2	3
Kiner-Falefa	1.000	1	1	8.0	6	2	4	0	1
Peraza	1.000	6	6	46.0	21	10	11	0	1
Volpe	.970	157	150	1346.2	560	186	357	17	63
TOTALS	.969	162	162	1439.2	605	204	382	19	68

THIRD BASE	PCT	G	GS	INN	TC	PO	A	E	DP
Cabrera	.972	15	13	112.1	36	8	27	1	5
Donaldson	.984	23	23	194.1	61	18	42	1	5
Kiner-Falefa	.963	31	26	240.1	81	19	59	3	7
LeMahieu	.994	69	67	592.2	172	35	136	1	12
Peraza	.964	36	33	300.0	84	18	63	3	5
TOTALS	.979	162	162	1439.2	434	98	327	9	34

LEFT FIELD	PCT	G	GS	INN	TC	PO	A	E	DP
Allen	1.000	11	3	43.0	9	9	0	0	0
Bauers	.969	23	20	148.0	32	31	0	1	0
Cabrera	1.000	51	34	325.0	59	59	0	0	0
Calhoun	1.000	3	3	22.0	2	2	0	0	0
Cordero	1.000	4	4	34.0	6	6	0	0	0
Hicks	1.000	19	15	140.1	25	25	0	0	0
Kiner-Falefa	.969	37	28	248.0	65	61	2	2	0
McKinney	1.000	33	27	231.2	42	41	1	0	0
Pereira	1.000	27	26	234.2	45	44	1	0	0
Stanton	1.000	2	2	13.0	3	3	0	0	0
TOTALS	.990	162	162	1439.2	288	281	4	3	0

CENTER FIELD	PCT	G	GS	INN	TC	PO	A	E	DP
Allen	1.000	3	2	23.0	7	7	0	0	0
Bader	.972	83	76	673.1	213	204	3	6	0
Cabrera	-	1	0	0.2	0	0	0	0	0
Dominguez	1.000	8	8	72.0	16	16	0	0	0
Florial	.976	19	18	156.0	41	40	0	1	0
Hicks	1.000	7	5	42.0	8	8	0	0	0
Judge	1.000	18	16	134.0	44	44	0	0	0
Kiner-Falefa	.988	41	29	278.1	85	83	1	1	0
McKinney	1.000	9	8	60.1	14	14	0	0	0
TOTALS	.981	162	162	1439.2	428	416	4	8	0

RIGHT FIELD	PCT	G	GS	INN	TC	PO	A	E	DP
Allen	1.000	5	1	17.0	2	2	0	0	0
Bauers	.953	33	26	219.2	43	39	2	2	0
Cabrera	.984	49	25	263.1	61	59	1	1	1
Calhoun	1.000	9	7	53.0	8	8	0	0	0
Cordero	1.000	18	15	127.0	29	28	1	0	0
Judge	.989	54	50	439.1	89	86	2	1	0
Kiner-Falefa	1.000	7	4	40.0	10	10	0	0	0
McKinney	1.000	10	3	41.0	4	4	0	0	0
Stanton	1.000	31	31	239.1	45	44	1	0	1
TOTALS	.986	162	162	1439.2	291	280	7	4	2

ALL OUTFIELD	PCT	G	GS	INN	TC	PO	A	E	DP
Allen	1.000	19	6	83.0	18	18	0	0	0
Bader	.972	83	76	673.1	213	204	3	6	0
Bauers	.960	52	46	367.2	75	70	2	3	0
Cabrera	.992	92	59	589.0	120	118	1	1	1
Calhoun	1.000	12	10	75.0	10	10	0	0	0
Cordero	1.000	22	19	161.0	35	34	1	0	0
Dominguez	1.000	8	8	72.0	16	16	0	0	0
Florial	.976	19	18	156.0	41	40	0	1	0
Hicks	1.000	25	20	182.1	33	33	0	0	0
Judge	.992	67	66	573.1	133	130	2	1	0
Kiner-Falefa	.981	78	61	566.1	160	154	3	3	0
McKinney	1.000	41	38	333.0	60	59	1	0	0
Pereira	1.000	27	26	234.2	45	44	1	0	0
Stanton	1.000	33	33	252.1	48	47	1	0	1
TOTALS	.985	162	162	4319.0	1007	977	15	15	2

CATCHER	G	GS	INN	TC	PO	A	E	DP	PCT	SB	CCS	CS%	CERA	PB	CPKO	PPKO	PCS
Higashioka	90	71	642.0	687	663	15	9	1	.987	55	8	16.7	4.43	5	2	11	3
Rortvedt	31	24	212.1	233	225	6	2	1	.991	8	3	33.3	2.84	1	0	2	1
Trevino	54	49	427.1	431	411	17	3	2	.993	23	7	25.8	3.64	2	3	3	1
Wells	19	18	158.0	175	171	3	1	0	.994	17	1	15.0	4.50	0	0	2	2
Totals	162	162	1439.2	1526	1470	41	15	4	.990	103	19	20.2	3.97	8	5	18	7

ALL POSITIONS	PCT	G	PO	A	E	TC	DP
TOTAL	.984	162	4319	1427	96	5842	113



2023 Individual Pitching

Pitcher	W-L	ERA	G	GS	CGSHO	SV	SVO	IP	H	R	ER	HR	HP	BB	IBB	SO	WP	BK	AVG	WHIP	BF	
Albert Abreu	2-2	4.73	45	0	0	0	0	59.0	52	39	31	9	6	35	1	61	5	0	.231	1.47	268	
Matt Bowman	0-0	9.00	3	0	0	0	0	4.0	6	4	4	1	0	2	1	3	1	0	.353	2.00	20	
Colten Brewer	0-0	4.32	3	0	0	0	0	8.1	6	4	4	3	1	3	0	4	1	0	.200	1.08	34	
Jhony Brito	9-7	4.28	25	13	0	0	1	90.1	82	47	43	14	4	28	0	72	0	1	.244	1.22	372	
Gerrit Cole	15-4	2.63	33	33	2	2	0	209.0	157	64	61	20	7	48	0	222	4	1	.206	0.98	821	
Jimmy Cordero	3-2	3.86	31	1	0	0	0	32.2	25	14	14	2	2	10	0	34	5	1	.208	1.07	132	
Nestor Cortes	5-2	4.97	12	12	0	0	0	63.1	59	36	35	11	3	20	0	67	0	0	.244	1.25	266	
Josh Donaldson	0-0	0.00	1	0	0	0	0	1.0	0	0	0	0	0	0	0	0	0	0	.000	0.00	3	
Deivi Garcia	0-0	1.59	2	0	0	0	1	5.2	4	1	1	1	0	4	0	3	0	0	.200	1.41	25	
Domingo Germán	5-7	4.56	20	19	1	1	0	108.2	83	61	55	20	6	34	0	114	2	0	.207	1.08	444	
Yoendrys Gómez	0-0	0.00	1	0	0	0	0	2.0	1	0	0	0	1	0	0	0	0	0	.143	0.50	8	
Ian Hamilton	3-2	2.64	39	3	0	0	2	58.0	45	19	17	2	3	26	1	69	1	0	.215	1.22	239	
Clay Holmes	4-4	2.86	66	0	0	0	24	27	63.0	51	22	20	2	3	23	0	71	5	1	.218	1.17	262
Tommy Kahnle	1-3	2.66	42	0	0	0	2	4	40.2	26	14	12	5	1	19	0	48	3	0	.183	1.11	165
Isiah Kiner-Falefa	0-0	2.25	4	0	0	0	0	4.0	4	1	1	0	0	0	0	1	0	0	.250	1.00	16	
Michael King	4-8	2.75	49	9	0	0	6	10	104.2	88	35	32	10	5	32	1	127	2	1	.226	1.15	431
Matt Krok	0-0	24.75	4	0	0	0	0	4.0	8	11	11	1	0	6	0	3	1	0	.400	3.50	27	
Jonathan Loáisiga	0-2	3.06	17	0	0	0	0	17.2	14	7	6	2	2	1	1	6	0	0	.219	0.85	69	
Ron Marinaccio	4-5	3.99	45	0	0	0	2	6	47.1	35	24	21	6	7	27	0	56	2	0	.208	1.31	205
Zach McAllister	0-0	10.13	7	0	0	0	0	5.1	9	7	6	2	1	2	0	5	0	0	.346	2.06	29	
Keynan Middleton	0-0	1.88	12	0	0	0	0	14.1	7	3	3	1	0	7	0	17	1	0	.143	0.98	56	
Anthony Misiewicz	1-0	3.38	3	0	0	0	0	1	2.2	2	3	1	0	0	0	2	1	0	.200	1.88	13	
Frankie Montas	1-0	0.00	1	0	0	0	0	1.1	2	0	0	0	0	1	0	1	0	0	.333	2.25	7	
Wandy Peralta	4-2	2.83	63	0	0	0	4	7	54.0	36	19	17	7	6	30	0	51	1	3	.190	1.22	227
Nick Ramirez	1-2	2.66	32	0	0	0	1	2	40.2	41	17	12	1	1	9	0	28	0	1	.256	1.23	172
Carlos Rodón	3-8	6.85	14	14	0	0	0	64.1	65	51	49	15	4	28	0	64	9	0	.261	1.45	286	
Clarke Schmidt	9-9	4.64	33	32	0	0	0	159.0	169	91	82	24	11	46	0	149	11	2	.268	1.35	694	
Luis Severino	4-8	6.65	19	18	0	0	0	89.1	113	73	66	23	5	34	1	79	1	3	.301	1.65	417	
Randy Vásquez	2-2	2.87	11	5	0	0	0	37.2	30	12	12	5	4	18	0	33	3	0	.211	1.27	166	
Luke Weaver	1-1	3.38	3	3	0	0	0	13.1	14	5	5	3	0	3	0	16	0	0	.264	1.28	57	
Ryan Weber	1-0	3.14	8	0	0	0	1	1	14.1	17	5	5	2	1	1	0	7	0	.298	1.26	60	
Greg Weissert	0-0	4.05	17	0	0	0	0	20.0	21	9	9	3	1	8	0	22	1	1	.273	1.45	87	
Totals	82-80	3.97	162	162	3	3	44	63	1439.2	1272	698	635	195	85	508	6	1439	60	15	.234	1.24	6078

2023 Starting Pitchers & Relief Pitchers

AS STARTER	W-L	ERA	G	GS	CGSHO	SV	SVO	IP	H	R	ER	HR	HP	BB	IBB	SO	WP	BK	AVG	WHIP	BF
Jhony Brito	3-6	6.32	13	13	0	0	0	52.2	57	38	37	13	2	21	0	38	0	1	.277	1.48	232
Gerrit Cole	15-4	2.63	33	33	2	2	0	209.0	157	64	61	20	7	48	0	222	4	1	.206	0.98	821
Jimmy Cordero	0-0	0.00	1	1	0	0	0	2.0	0	0	0	0	0	0	0	0	0	0	.000	0.00	6
Nestor Cortes	5-2	4.97	12	12	0	0	0	63.1	59	36	35	11	3	20	0	67	0	0	.244	1.25	266
Domingo Germán	5-7	4.77	19	19	1	1	0	103.2	81	61	55	20	6	32	0	110	2	0	.210	1.09	426
Ian Hamilton	0-0	6.75	3	3	0	0	0	4.0	6	3	3	1	0	1	0	5	0	0	.333	1.75	19
Michael King	1-4	2.23	9	9	0	0	0	40.1	37	12	10	4	0	9	0	51	2	1	.243	1.14	163
Carlos Rodón	3-8	6.85	14	14	0	0	0	64.1	65	51	49	15	4	28	0	64	9	0	.261	1.45	286
Clarke Schmidt	9-9	4.66	32	32	0	0	0	158.1	169	91	82	24	11	46	0	148	11	2	.269	1.36	692
Luis Severino	4-7	6.39	18	18	0	0	0	87.1	108	69	62	22	5	33	1	77	1	3	.297	1.61	405
Randy Vásquez	1-2	2.42	5	5	0	0	0	22.1	14	6	6	3	3	11	0	16	1	0	.175	1.12	95
Luke Weaver	1-1	3.38	3	3	0	0	0	13.1	14	5	5	3	0	3	0	16	0	0	.264	1.28	57
Totals	47-50	4.44	162	162	3	3	0	820.2	767	436	405	136	41	252	1	814	30	8	.244	1.24	3468

AS RELIEVER	W-L	ERA	G	GS	CGSHO	SV	SVO	IP	H	R	ER	HR	HP	BB	IBB	SO	WP	BK	AVG	WHIP	BF	
Albert Abreu	2-2	4.73	45	-	0	0	0	59.0	52	39	31	9	6	35	1	61	5	0	.231	1.47	268	
Matt Bowman	0-0	9.00	3	-	0	0	0	4.0	6	4	4	1	0	2	1	3	1	0	.353	2.00	20	
Colten Brewer	0-0	4.32	3	-	0	0	0	8.1	6	4	4	3	1	3	0	4	1	0	.200	1.08	34	
Jhony Brito	6-1	1.43	12	-	0	0	1	37.2	25	9	6	1	2	7	0	34	0	0	.192	0.85	140	
Jimmy Cordero	3-2	4.11	30	-	0	0	0	30.2	25	14	14	2	2	10	0	34	5	1	.219	1.14	126	
Josh Donaldson	0-0	0.00	1	-	0	0	0	1.0	0	0	0	0	0	0	0	0	0	0	.000	0.00	3	
Deivi Garcia	0-0	1.59	2	-	0	0	1	5.2	4	1	1	1	0	4	0	3	0	0	.200	1.41	25	
Domingo Germán	0-0	0.00	1	-	0	0	0	5.0	2	0	0	0	0	2	0	4	0	0	.125	0.80	18	
Yoendrys Gómez	0-0	0.00	1	-	0	0	0	2.0	1	0	0	0	1	0	0	0	0	0	.143	0.50	8	
Ian Hamilton	3-2	2.33	36	-	0	0	2	54.0	39	16	14	1	3	25	1	64	1	0	.204	1.19	220	
Clay Holmes	4-4	2.86	66	-	0	0	24	27	63.0	51	22	20	2	3	23	0	71	5	1	.218	1.17	262
Tommy Kahnle	1-3	2.66	42	-	0	0	2	4	40.2	26	14	12	5	1	19	0	48	3	0	.183	1.11	165
Isiah Kiner-Falefa	0-0	2.25	4	-	0	0	0	4.0	4	1	1	0	0	0	0	1	0	0	.250	1.00	16	
Michael King	3-4	3.08	40	-	0	0	6	10	64.1	51	23	22	6	5	23	1	76	0	.214	1.15	268	
Matt Krok	0-0	24.75	4	-	0	0	0	4.0	8	11	11	1	0	6	0	3	1	0	.400	3.50	27	
Jonathan Loáisiga	0-2	3.06	17	-	0	0	0	17.2	14	7	6	2	2	1	1	6	0	0	.219	0.85	69	
Ron Marinaccio	4-5	3.99	45	-	0	0	2	6	47.1	35	24	21	6	7	27	0	56	2	0	.208	1.31	205
Zach McAllister	0-0	10.13	7	-	0	0	0	5.1	9	7	6	2	1	2	0	5	0	0	.346	2.06	29	
Keynan Middleton	0-0	1.88	12	-	0	0	0	14.1	7	3	3	1	0	7	0	17	1	0	.143	0.98	56	
Anthony Misiewicz	1-0	3.38	3	-	0	0	0	1	2.2	2	3	1	0	0	0	3	2	1	0	.200	1.88	13
Frankie Montas	1-0	0.00	1	-	0	0	0	1.1	2	0	0	0	0	1	0	1	0	0	.333	2.25	7	
Wandy Peralta	4-2	2.83	63	-	0	0	4	7	54.0	36	19	17	7	6	30	0	51	1	3	.190	1.22	227
Nick Ramirez	1-2	2.66	32	-	0	0	1	2	40.2	41	17	12	1	1	9	0	28	0	1	.256	1.23	172
Clarke Schmidt	0-0	0.00	1	-	0	0	0	0	0	0	0	0	0	0	0	0	1	0	.000	0.00	2	
Luis Severino	0-1	18.00	1	-	0	0	0	0	2.0	5	4	4	1	0	1	0	2	0	0	.455	3.00	12
Randy Vásquez	1-0	3.52	6	-	0	0	0	15.1	16	6	6											

2023 Team Pitching General Splits

	W-L	ERA	SV	SVO	G	CG	IP	H	R	ER	HR	BB	SO	AVG	OBP	SLG	OPS
Total	82-80	3.97	44	62	162	3	1439.2	1272	698	635	195	508	1439	.234	.308	.396	.703
Home	42-39	3.92	21	32	81	1	739.0	654	353	322	108	243	747	.235	.305	.400	.705
Away	40-41	4.02	23	30	81	2	700.2	618	345	313	87	265	692	.234	.311	.391	.702
Day	30-26	4.21	17	22	56	1	500.0	431	259	234	69	195	552	.230	.310	.395	.705
Night	52-54	3.84	27	40	106	2	939.2	841	439	401	126	313	887	.237	.307	.396	.703
Starter	47-50	4.44	0	0	162	3	820.2	767	436	405	136	252	814	.244	.306	.430	.736
Reliever	35-30	3.34	44	62	159	0	619.0	505	262	230	59	256	625	.221	.309	.349	.658
Grass	73-69	3.99	38	56	142	2	1267.2	1117	614	562	175	458	1275	.234	.309	.397	.706
Turf	9-11	3.82	6	6	20	1	172.0	155	84	73	20	50	164	.235	.299	.388	.688
Pre-All Star	49-42	3.79	26	37	91	2	812.0	714	380	342	99	298	783	.234	.310	.390	.700
Post-All Star	33-38	4.20	18	25	71	1	627.2	558	318	293	96	210	656	.235	.305	.403	.708
Extra-Inning	6-9	2.46	1	7	15	0	150.0	112	58	41	16	59	154	.204	.286	.331	.617
vs. AL	59-57	4.00	31	43	116	3	1027.1	924	497	457	143	363	1005	.238	.310	.405	.714
vs. NL	23-23	3.89	13	19	46	0	412.1	348	201	178	52	145	434	.226	.303	.373	.676
vs. AL East	22-30	4.38	14	19	52	1	460.0	446	250	224	63	169	427	.251	.323	.419	.742
vs. AL Central	18-14	3.82	8	11	32	1	282.2	248	127	120	42	87	288	.234	.298	.409	.707
vs. AL West	19-13	3.57	9	13	32	1	284.2	230	120	113	38	107	290	.218	.300	.376	.676
March	1-0	0.00	0	0	1	0	90	4	0	0	0	3	16	.133	.212	.133	.345
April	14-14	3.91	5	8	28	1	246.0	203	114	107	31	91	261	.223	.302	.396	.698
May	19-10	3.57	10	13	29	0	264.2	230	119	105	30	105	254	.231	.312	.368	.680
June	11-12	3.48	9	12	23	1	204.1	180	89	79	26	60	178	.235	.300	.393	.693
July	10-15	4.89	6	11	25	0	220.2	211	131	120	42	85	220	.247	.323	.457	.780
August	10-18	4.28	3	5	28	0	244.0	209	127	116	38	89	259	.228	.306	.397	.703
September	17-10	3.81	11	13	27	1	243.0	224	113	103	25	74	243	.243	.304	.368	.672
October	0-1	5.63	0	0	1	0	80	11	5	5	3	1	8	.344	.353	.688	1.040
REST	W-L	ERA	SV	SVO	G	CG	IP	H	R	ER	HR	BB	SO	AVG	OBP	SLG	OPS
GS 0-3 Days Rest	0-1	4.22	0	0	6	0	10.2	11	6	5	2	3	11	.256	.304	.465	.769
GS 4 Days Rest	15-20	4.90	0	0	65	1	323.1	323	189	176	60	102	352	.255	.317	.455	.772
GS 5 Days Rest	23-18	4.04	0	0	61	2	332.1	290	161	149	49	95	313	.232	.291	.405	.697
GS 6+ Days Rest	9-11	4.37	0	0	30	0	154.1	143	80	75	25	52	138	.244	.315	.426	.741
GS 4 Days Since Last GS	15-19	4.91	0	0	61	1	306.1	312	180	167	56	93	329	.259	.319	.457	.776
GS 5 Days Since Last GS	22-16	3.88	0	0	58	2	320.0	273	147	138	45	92	299	.228	.288	.397	.686
GS 6+ Days Since Last GS	10-15	4.59	0	0	42	0	192.1	179	107	98	35	67	184	.243	.315	.434	.749
Relief 0 Days Rest	4-3	2.16	10	12	46	0	58.1	43	17	14	3	23	56	.203	.293	.269	.562
Relief 1 Day Rest	7-10	4.69	12	17	75	0	124.2	111	74	65	14	69	128	.239	.347	.384	.731
Relief 2 Days Rest	8-6	3.46	10	14	71	0	127.1	105	56	49	14	61	122	.222	.322	.364	.687
Relief 3-5 Days Rest	13-9	2.69	10	16	96	0	220.2	166	75	66	16	67	238	.208	.279	.313	.592
Relief 6+ Days Rest	3-2	3.68	2	3	46	0	88.0	80	40	36	12	36	81	.237	.318	.415	.733
VS. TEAM	W-L	ERA	SV	SVO	G	CG	IP	H	R	ER	HR	BB	SO	AVG	OBP	SLG	OPS
vs. Arizona	2-1	3.33	2	2	3	0	27.0	21	12	10	1	7	22	.212	.277	.283	.560
vs. Atlanta	0-3	6.00	0	0	3	0	24.0	24	18	16	5	17	23	.261	.387	.457	.844
vs. Baltimore	6-7	5.07	3	6	13	0	115.1	114	68	65	13	46	107	.252	.324	.409	.733
vs. Boston	4-9	4.74	4	6	13	0	114.0	125	67	60	17	45	108	.279	.351	.460	.811
vs. Chicago-NL	1-2	3.33	1	2	3	0	27.0	18	13	10	3	10	24	.188	.269	.313	.581
vs. Cincinnati	3-0	2.25	2	2	3	0	28.0	17	7	7	1	13	33	.177	.275	.250	.525
vs. Cleveland	4-2	2.17	2	3	6	0	54.0	37	16	13	1	27	42	.194	.296	.257	.553
vs. Colorado	1-2	5.20	1	3	3	0	27.2	21	18	16	8	8	34	.202	.265	.471	.737
vs. Chicago-AL	2-4	3.98	1	2	6	0	52.0	40	24	23	9	14	47	.209	.280	.387	.667
vs. Detroit	5-2	3.11	2	2	7	0	63.2	55	23	22	7	17	79	.229	.278	.371	.649
vs. Houston	5-2	3.86	3	4	7	0	63.0	46	27	27	11	19	61	.204	.280	.373	.653
vs. Kansas City	4-2	5.19	3	3	6	0	52.0	66	30	30	13	11	54	.313	.350	.550	.899
vs. Los Angeles-AL	2-4	4.02	2	2	6	0	53.2	42	26	24	6	31	58	.215	.338	.369	.707
vs. Los Angeles-NL	2-1	4.15	2	2	3	0	26.0	24	12	12	5	9	20	.247	.315	.443	.758
vs. Miami	1-2	4.97	0	0	3	0	25.1	25	15	14	2	6	26	.250	.299	.400	.699
vs. Milwaukee	1-2	4.94	0	0	3	0	31.0	33	20	17	2	11	35	.273	.338	.380	.718
vs. Minnesota	3-4	4.72	0	1	7	1	61.0	50	34	32	12	18	66	.222	.287	.467	.754
vs. New York-NL	2-2	4.21	2	3	4	0	36.1	33	20	17	4	12	41	.234	.314	.390	.705
vs. Oakland	5-1	2.72	1	2	6	1	53.0	41	16	16	7	21	46	.214	.295	.365	.660
vs. Philadelphia	2-1	2.33	1	1	3	0	27.0	26	7	7	3	4	31	.252	.284	.379	.663
vs. Pittsburgh	2-1	3.12	2	3	3	0	26.0	21	11	9	2	6	30	.214	.262	.327	.588
vs. San Diego	2-1	3.86	0	0	3	0	28.0	17	14	12	5	14	30	.173	.299	.347	.646
vs. Seattle	4-2	2.83	2	2	6	0	54.0	39	20	17	6	15	62	.196	.259	.322	.581
vs. San Francisco	2-1	2.33	0	0	3	0	27.0	19	7	7	2	8	41	.194	.282	.286	.568
vs. St. Louis	1-2	5.76	0	0	3	0	25.0	30	18	16	4	13	21	.300	.388	.480	.868
vs. Tampa Bay	5-8	4.88	3	3	13	0	114.1	112	68	62	19	38	116	.255	.328	.444	.772
vs. Texas	3-4	4.28	3	3	7	0	61.0	62	31	29	8	21	63	.256	.323	.438	.761
vs. Toronto	7-6	2.86	4	5	13	1	116.1	95	47	37	14	40	96	.216	.286	.362	.648
vs. Washington	1-2	2.67	0	1	3	0	27.0	19	9	8	5	7	23	.198	.267	.375	.642



2023 Team Pitching General Splits, cont.

AT STADIUM	W-L	ERA	SV	SVO	G	CG	IP	H	R	ER	HR	BB	SO	AVG	OBP	SLG	OPS
Angel Stadium	0-3	5.26	0	1	3	0	25.2	20	16	15	5	22	28	.211	.370	.421	.791
Busch Stadium	1-2	5.76	0	0	3	0	25.0	30	18	16	4	13	21	.300	.388	.480	.868
Camden Yards	3-3	4.21	2	3	6	0	51.1	41	24	24	4	18	55	.212	.284	.337	.621
Citi Field	1-1	3.93	1	2	2	0	18.1	17	10	8	1	6	20	.236	.321	.333	.654
Comerica Park	3-1	1.96	1	1	4	0	36.2	26	9	8	4	13	44	.197	.269	.341	.610
Coors Field	1-2	5.20	1	3	3	0	27.2	21	18	16	8	8	34	.202	.265	.471	.737
Dodger Stadium	2-1	4.15	2	2	3	0	26.0	24	12	12	5	9	20	.247	.315	.443	.758
Fenway Park	3-4	5.19	3	4	7	0	59.0	68	38	34	7	28	62	.288	.368	.466	.835
Globe Life Field	1-3	6.55	1	1	4	0	33.0	32	24	24	6	14	38	.246	.329	.469	.798
Great American	3-0	2.25	2	2	3	0	28.0	17	7	7	1	13	33	.177	.275	.250	.525
Guaranteed Rate Field	1-2	5.04	0	0	3	0	25.0	23	15	14	3	7	25	.242	.305	.389	.694
Kauffman Stadium	1-2	6.84	1	1	3	0	25.0	38	19	19	6	8	25	.362	.405	.590	.996
loanDepot park	1-2	4.97	0	0	3	0	25.1	25	15	14	2	6	26	.250	.299	.400	.699
Minute Maid Park	3-0	2.33	1	1	3	0	27.0	20	7	7	3	3	17	.213	.257	.330	.587
Oakland Coliseum	2-1	2.08	0	0	3	1	26.0	13	6	6	1	7	19	.153	.213	.224	.436
PNC Park	2-1	3.12	2	3	3	0	26.0	21	11	9	2	6	30	.214	.262	.327	.588
Progressive Field	2-1	2.42	1	1	3	0	26.0	17	8	7	1	16	15	.191	.312	.303	.615
Rogers Centre	5-2	1.88	4	5	7	1	62.1	51	18	13	6	18	44	.219	.277	.330	.607
T-Mobile Park	2-1	2.00	0	0	3	0	27.0	20	7	6	1	9	32	.198	.270	.277	.547
Target Field	1-2	5.76	0	0	3	0	25.0	23	18	16	6	12	25	.237	.327	.526	.853
Tropicana Field	2-4	3.86	1	1	6	0	51.1	47	27	22	6	12	56	.240	.306	.398	.704
Truist Park	0-3	6.00	0	0	3	0	24.0	24	18	16	5	17	23	.261	.387	.457	.844
Yankee Stadium	42-39	3.92	21	32	81	1	739.0	654	353	322	108	243	747	.235	.305	.400	.705
BY INNING	W-L	ERA	SV	SVO	G	CG	IP	H	R	ER	HR	BB	SO	AVG	OBP	SLG	OPS
In 1st inning	--	6.11	--	--	162	--	162.0	171	113	110	33	61	178	.267	.335	.470	.804
In 2nd inning	--	3.61	--	--	162	--	162.0	138	71	65	21	45	165	.228	.289	.386	.675
In 3rd inning	--	4.61	--	--	162	--	162.0	162	90	83	25	59	143	.260	.328	.452	.780
In 4th inning	--	3.44	--	--	162	--	162.0	131	68	62	31	36	157	.219	.271	.420	.692
In 5th inning	--	3.50	--	--	162	--	162.0	130	67	63	16	65	150	.217	.305	.355	.660
In 6th inning	--	4.17	--	--	162	--	162.0	169	82	75	23	56	179	.264	.334	.427	.762
In 7th inning	--	3.50	--	--	162	--	162.0	129	70	63	17	65	162	.218	.299	.356	.655
In 8th inning	--	3.61	--	--	162	--	162.0	140	72	65	15	57	169	.230	.308	.355	.664
In 9th inning	--	3.08	--	--	130	--	128.2	90	48	44	10	59	124	.192	.292	.303	.596
In Extra Innings	--	3.00	--	--	15	--	15.0	12	17	5	4	5	12	.218	.279	.473	.751



In 2023, RHP Gerrit Cole made his fifth career Opening Day start and his fourth with the Yankees, tossing 6.0 scoreless innings to earn the win (3H, 2BB, 11K). His 11K marked the most by a Yankees pitcher on Opening Day in franchise history, surpassing Tim Learly's previous record of 9K in 1991.



2023 Team Pitching Situational Splits

	G	AB	R	H	2B	3B	HR	RBI	SB	CS	BB	IBB	HP	SO	GIDP	AVG	OBP	SLG	OPS
Total	162	5428	698	1272	261	15	195	668	103	26	508	6	85	1439	103	.234	.308	.396	.703
vs. Left	-	2368	-	557	122	10	88	304	53	7	245	6	33	605	36	.235	.313	.407	.720
vs. Right	-	3060	-	715	139	5	107	364	50	19	263	0	52	834	67	.234	.303	.387	.691
With 0 Outs	162	1875	-	445	100	5	74	179	21	6	170	0	20	466	43	.237	.305	.414	.720
With 1 Out	162	1782	-	422	91	8	63	240	38	10	157	4	30	470	60	.237	.305	.403	.708
With 2 Outs	162	1771	-	405	70	2	58	249	44	10	181	2	35	503	0	.229	.313	.369	.681
By Runners On	G	AB	R	H	2B	3B	HR	RBI	SB	CS	BB	IBB	HP	SO	GIDP	AVG	OBP	SLG	OPS
None on	-	3179	-	721	140	8	110	110	0	0	300	0	41	865	0	.227	.302	.380	.681
None on/out	-	1366	-	308	66	4	47	47	0	0	118	0	14	357	0	.225	.294	.383	.677
Runners on	-	2249	-	551	121	7	85	558	103	26	208	6	44	574	103	.245	.316	.418	.734
Scoring Posn	-	1280	-	302	67	2	49	460	25	5	131	6	26	343	26	.236	.311	.406	.717
ScPos/2 Out	-	607	-	136	26	0	18	184	13	2	67	2	16	167	0	.224	.317	.356	.673
Bases Loaded	-	106	-	28	7	0	6	90	0	0	7	0	2	29	4	.264	.296	.500	.796
By Inning/Lineup	G	AB	R	H	2B	3B	HR	RBI	SB	CS	BB	IBB	HP	SO	GIDP	AVG	OBP	SLG	OPS
1st IP	-	2277	-	523	95	6	75	330	53	9	245	3	44	612	47	.230	.313	.375	.689
Inning 1-6	-	3705	491	901	185	10	149	472	69	22	322	2	58	972	65	.243	.311	.419	.731
Inning 7+	-	1723	207	371	76	5	46	196	34	4	186	4	27	467	38	.215	.300	.345	.645
Close and Late	-	798	-	173	30	1	23	105	14	2	91	4	13	218	23	.217	.304	.343	.647
vs 1st Batr	-	439	-	101	22	3	14	60	8	0	47	0	10	113	4	.230	.316	.390	.706
1st time thru LnUp	-	3457	-	785	156	8	111	439	78	13	358	5	61	961	69	.227	.308	.373	.681
2nd time thru LnUp	-	1353	-	321	74	3	53	145	16	9	104	0	15	334	26	.237	.297	.414	.711
3rd time thru LnUp	-	608	-	161	31	4	30	82	9	4	46	1	9	143	8	.265	.325	.477	.802
4th+ time thru LnUp	-	10	-	5	0	0	1	2	0	0	0	0	0	1	0	.500	.500	.800	1.300
By Batting Count	G	AB	R	H	2B	3B	HR	RBI	SB	CS	BB	IBB	HP	SO	GIDP	AVG	OBP	SLG	OPS
0-0 Count	-	626	-	198	46	2	40	121	22	8	0	22	0	24	.316	.335	.588	.923	
0-1 Count	-	563	-	167	31	1	28	90	15	4	0	12	0	18	.297	.308	.504	.813	
0-2 Count	-	600	-	91	16	1	12	40	10	2	0	0	8	318	6	.152	.162	.242	.404
1-0 Count	-	351	-	125	32	4	21	58	11	1	0	0	8	0	12	.356	.369	.650	1.019
1-1 Count	-	417	-	133	31	0	17	74	14	4	0	0	10	0	8	.319	.332	.516	.847
1-2 Count	-	910	-	139	26	1	11	51	13	1	0	0	10	454	12	.153	.162	.220	.381
2-0 Count	-	112	-	41	7	2	8	27	4	3	0	0	2	0	3	.366	.377	.679	1.056
2-1 Count	-	260	-	88	18	2	16	51	3	0	0	0	5	0	5	.338	.346	.608	.953
2-2 Count	-	915	-	162	35	2	22	81	5	1	0	0	5	406	7	.177	.181	.292	.472
3-0 Count	-	10	-	5	1	0	2	4	0	0	78	6	0	0	0	.500	.943	1.200	2.143
3-1 Count	-	92	-	29	4	0	4	14	0	0	144	0	1	0	2	.315	.731	.489	1.220
3-2 Count	-	572	-	94	14	0	14	57	6	2	286	0	2	261	6	.164	.141	.262	.703
After (0-1)	-	2918	-	610	116	5	87	304	49	9	160	0	37	1011	42	.209	.258	.342	.599
After (0-2)	-	1297	-	216	38	1	25	88	14	2	34	0	14	637	16	.167	.196	.255	.451
After (1-0)	-	1884	-	464	99	8	68	243	32	9	342	0	26	428	37	.246	.367	.416	.783
After (1-1)	-	2066	-	426	83	4	61	235	32	7	241	0	25	670	28	.206	.295	.339	.634
After (1-2)	-	1704	-	276	50	3	32	125	14	3	121	0	12	792	19	.162	.222	.251	.473
After (2-0)	-	525	-	140	31	3	20	76	9	4	227	0	4	132	5	.267	.488	.451	.939
After (2-1)	-	968	-	217	42	2	33	116	12	1	238	0	10	305	12	.224	.379	.374	.753
After (2-2)	-	1324	-	231	44	2	31	114	8	3	200	0	6	595	9	.174	.284	.281	.565
After (3-0)	-	87	-	24	6	0	4	17	1	0	149	6	1	24	1	.276	.731	.483	1.214
After (3-1)	-	255	-	54	9	0	9	38	3	0	230	0	2	72	6	.212	.581	.353	.934
After (3-2)	-	572	-	94	14	0	14	57	6	2	286	0	2	261	6	.164	.141	.262	.703
Two strikes	-	2997	-	486	91	4	59	229	34	6	286	0	25	1439	31	.162	.240	.254	.494
By Pitch Count	G	AB	R	H	2B	3B	HR	RBI	SB	CS	BB	IBB	HP	SO	GIDP	AVG	OBP	SLG	OPS
Pitch 1-15	-	1898	-	446	82	5	65	235	46	6	177	3	42	481	39	.235	.312	.386	.698
Pitch 16-30	-	1207	-	277	61	2	34	159	21	6	138	1	15	338	27	.229	.314	.368	.681
Pitch 31-45	-	701	-	152	32	2	27	85	13	4	61	1	12	205	11	.217	.289	.384	.673
Pitch 46-60	-	578	-	138	35	2	22	61	9	4	52	0	4	146	8	.239	.304	.420	.724
Pitch 61-75	-	515	-	112	23	2	19	55	7	3	40	1	7	130	11	.217	.282	.381	.662
Pitch 76-90	-	361	-	99	19	2	17	45	4	2	28	0	5	93	3	.274	.334	.479	.813
Pitch 91-105	-	159	-	46	9	0	11	28	3	1	12	0	0	45	4	.289	.339	.553	.893
Pitch 106-120	-	9	-	2	0	0	0	0	0	0	0	0	0	1	0	.222	.222	.222	.444
Batting Slot	G	AB	R	H	2B	3B	HR	RBI	SB	CS	BB	IBB	HP	SO	GIDP	AVG	OBP	SLG	OPS
Batting #1	-	667	-	169	30	2	22	60	17	5	56	0	16	158	8	.253	.325	.403	.729
Batting #2	-	643	-	158	26	3	27	81	12	5	72	3	10	149	15	.246	.330	.421	.751
Batting #3	-	619	-	158	31	1	28	91	9	1	67	1	15	157	12	.255	.339	.444	.783
Batting #4	-	619	-	137	26	1	26	91	9	2	59	0	6	175	15	.221	.291	.393	.683
Batting #5	-	610	-	141	35	2	21	78	11	1	57	0	8	160	14	.231	.304	.398	.702
Batting #6	-	602	-	137	30	2	17	69	9	1	51	0	9	153	8	.228	.296	.369	.665
Batting #7	-	564	-	123	30	2	19	65	14	4	63	1	11	141	10	.218	.307	.379	.686
Batting #8	-	572	-	118	25	2	16	67	11	3	40	1	4	173	13	.206	.262	.341	.603
Batting #9	-	532	-	131	28	0	19	66	11	4	43	0	6	173	8	.246	.307	.406	.713
By Inning	G	AB	R	H	2B	3B	HR	RBI	SB	CS	BB	IBB	HP	SO	GIDP	AVG	OBP	SLG	OPS
In 1st inning	162	641	113	171	31	0	33	110	13	2	61	0	10	178	4	.267	.335	.470	.804
In 2nd inning	162	606	71	138	31	1	21	7											



2024 Opponents

Hall of Famers Pee Wee Reese [L] of the Dodgers and Phil Rizzuto of the Yankees enjoy a pregame moment in 1952. This season, the Yankees will host their longtime rivals in a three-game series at Yankee Stadium from June 7-9.

BALTIMORE ORIOLES



Oriole Park at Camden Yards (1992)

Exec. VP/GM: Mike Elias
Manager: Brandon Hyde

2024 Schedule

at New York: at Baltimore:
June 18-20 April 29 - May 2
Sept. 24-26 July 12-14

YANKEES vs. BALTIMORE*

2023 vs. Orioles 6-7
2023 at New York 3-4
2023 at Baltimore 3-3

All-Time vs. Orioles 643-516-3
All-Time at New York 334-247-1
All-Time at Baltimore 309-269-2

at current Yankee Stadium 84-48
at Camden Yards 157-105-1

SERIES RESULTS, LAST 10 YEARS

Year	Home	Road	Total
2023	3-4	3-3	6-7
2022	6-3	6-4	12-7
2021	5-4	6-4	11-8
2020	4-0	3-3	7-3
2019	7-2	10-0	17-2
2018	4-5	8-2	12-7
2017	8-2	4-5	12-7
2016	6-4	3-6	9-10
2015	7-3	2-7	9-10
2014	4-6	2-7	6-13

TOTAL 54-33 47-41 101-74

NY Y SINGLE-GAME RECORDS*

MOST RUNS

20 8/14/55 at BAL (G2)

MOST HITS

24 7/30/11 vs. BAL (G2)

MOST RUNS ALLOWED

18 6/8/86 vs. BAL

MOST HITS ALLOWED

22 6/8/86 vs. BAL

LONGEST GAME

17 inn. 9/11/74 at BAL (G1)

LONGEST WINNING STREAKS*

by NY Y 19 games
(4/4/19-9/4/20-G1)

by NY Y at home 12 games
(5/15/19-G1 - 4/6/21)

by NY Y on road 18 games
(7/11/18-9/4/20-G1)

by BAL 9 games
(8/15/67-5/22/68)

by BAL at home 10 games
(2x, 10/3/81-6/21/83;
4/16/66-5/23/67)

by BAL on road 12 games
(5/2/65-G1 - 6/21/66-G1)

**since franchise moved to BAL in 1954*

SERIES SWEEPS

at New York		at Baltimore	
last by NY Y	last by BAL	last by NY Y	last by BAL
3-gm... 4/26-28/22	3-gm.... 6/6-8/86	3-gm..... 8/5-7/19	3-gm*... 10/3-4/15
4-gm* . 9/11-13/20	4-gm* . 9/21-23/76	4-gm... 5/20-23/19	4-gm*... 9/5-7/66
<i>*includes one doubleheader</i>			5-gm* . 9/13-16/82

BOSTON RED SOX



Fenway Park (1912)

Chief Baseball Officer: Craig Breslow
Manager: Alex Cora

2024 Schedule

at New York: at Boston:
July 5-7 June 14-16
Sept. 12-15 July 26-28

YANKEES vs. BOSTON

2023 vs. Red Sox 4-9
2023 at New York 1-5
2023 at Boston 3-4

All-Time vs. Red Sox *1,238-1,022-14
All-Time at New York 669-459-7
All-Time at Boston *569-563-7

at current Yankee Stadium 79-56
at Fenway Park 516-501-4
**inc. 2 road gms in London from 6/29-30/19*

SERIES RESULTS, LAST 10 YEARS

Year	Home	Road	Total
2023	1-5	3-4	4-9
2022	8-2	5-4	13-6
2021	5-4	4-6	9-10
2020	7-0	2-1	9-1
2019	8-1	6-4*	14-5*
2018	6-3	3-7	9-10
2017	6-4	5-4	11-8
2016	6-3	2-8	8-11
2015	4-6	7-2	11-8
2014	6-4	6-3	12-7

TOTAL 57-32 43-43* 100-75

**inc. 2 road gms in London from 6/29-30/19*

NY Y SINGLE-GAME RECORDS

MOST RUNS

24 9/28/1923 at BOS

MOST HITS*

30 9/28/1923 at BOS

MOST RUNS ALLOWED

19 7/25/19 at BOS

MOST HITS ALLOWED*

27 5/28/05 vs. BOS

LONGEST GAME

20 inn. 8/29/67 vs. BOS (G2)

**in Live Ball Era (since 1920)*

LONGEST WINNING STREAKS

by NY Y 12 games
(3x, 9/7/19-9/19/20;
8/16/52-4/23/53;
5/27-8/23/36-G1)

by NY Y at home 12 games
(7/8/31-G1-6/5/32)

by NY Y on road 10 games
(5/17/30-4/24/31)

by BOS 17 games
(10/3/1911-G1-7/1/1912)

by BOS at home 11 games
(8/1/73-7/29/74)

by BOS on road 18 games
(10/3/1911-G1-6/2/1913-G2)

SERIES SWEEPS

at New York		at Boston	
last by NY Y	last by BOS	last by NY Y	last by BOS
3-gm* . 8/17-18/21	3-gm... 8/18-20/23	3-gm... 9/24-26/21	3-gm* . 6/16-18/23
4-gm... 9/22-25/22	4-gm..... none	4-gm... 10/2-5/86	4-gm... 8/2-5/18
5-gm* . 9/28-30/51	5-gm* . 7/7-9/39	5-gm* . 8/18-21/06	5-gm..... none
<i>* includes two doubleheaders</i>		<i>** includes one doubleheader</i>	



CHICAGO WHITE SOX



Guaranteed Rate Field (1991)

Sr. VP/GM: Chris Getz
Manager: Pedro Grifol

2024 Schedule

at New York: at Chicago-AL:
May 17-19 Aug. 12-14

YANKEES vs. CHICAGO-AL

2023 vs. White Sox 2-4
2023 at New York 1-2
2023 at Chicago-AL 1-2

All-Time vs. White Sox . . . *1,081-834-13
All-Time at New York 576-378-5
All-Time at Chicago-AL . . . *505-456-8

at current Yankee Stadium 29-16
at Guaranteed Rate Field 69-60
*inc. 1 road game in Iowa on 8/12/21

SERIES RESULTS, SINCE 2013

Year	Home	Road	Total
2023	1-2	1-2	2-4
2022	1-2	3-1	4-3
2021	3-0	2-1*	5-1*
2019	1-2	2-2	3-4
2018	1-2	3-0	4-2
2017	2-1	2-2	4-3
2016	2-1	1-2	3-3
2015	3-1	2-1	5-2
2014	3-0	2-2	5-2
2013	3-0	0-3	3-3

TOTAL 20-11 18-16 38-27
*inc. 1 road game in Iowa on 8/12/21

NY Yankees SINGLE-GAME RECORDS

MOST RUNS
22 7/26/31 vs. CWS (G2)

MOST HITS*
25 8/31/74 at CWS

MOST RUNS ALLOWED
17 6/18/00 vs. CWS

MOST HITS ALLOWED*
23 5/4/50 vs. CWS

LONGEST GAME
18 inn. 2x, last on 8/21/33 at CWS
*in Live Ball Era (since 1920)

LONGEST WINNING STREAKS

by NY Yankees 10 games
(2x, 4/22-6/22/64;
8/14/44-5/26/45)

by NY Yankees at home 13 games
(2x, 9/19/33-G1-8/27/34;
8/7/27-7/21/28)

by NY Yankees on road 10 games
(5/9-8/25/31)

by CWS 8 games
(3x, 9/3/72-7/10/73;
6/10-8/22/67-G1; 7/16-8/22/1906-G2)

by CWS at home 9 games
(6/4/72-G1-7/10/73)

by CWS on road 9 games
(7/20/52-6/25/53)

SERIES SWEEPS

at New York		at Chicago-AL	
last by NY Yankees	last by CWS	last by NY Yankees	last by CWS
3-gm 5/21-23/21	3-gm 9/14-16/92	3-gm 8/6-8/18	3-gm 8/5-7/13
4-gm* 6/6-8/69	4-gm 6/15-18/00	4-gm 8/1-4/11	4-gm 8/17-20/64

*includes one doubleheader

CLEVELAND GUARDIANS



Progressive Field (1994)

Pres., Baseball Ops.: Chris Antonetti
Manager: Stephen Vogt

2024 Schedule

at New York: at Cleveland:
Aug. 20-22 April 12-14

YANKEES vs. CLEVELAND

2023 vs. Guardians 4-2
2023 at New York 2-1
2023 at Cleveland 2-1

All-Time vs. Guardians . . . 1,119-879-12
All-Time at New York 605-394-5
All-Time at Cleveland 514-485-7

at current Yankee Stadium 29-18
at Progressive Field 71-44

SERIES RESULTS, SINCE 2013

Year	Home	Road	Total
2023	2-1	2-1	4-2
2022	3-0	2-1	5-1
2021	1-2	3-1	4-3
2019	2-2	1-2	3-4
2018	3-0	2-2	5-2
2017	0-3	2-2	2-5
2016	2-1	3-1	5-2
2015	1-3	1-2	2-5
2014	1-2	2-2	3-4
2013	3-0	3-1	6-1

TOTAL 18-14 21-15 39-29

NY Yankees SINGLE-GAME RECORDS

MOST RUNS
21 3x, last on 7/24/99 vs. CLE

MOST HITS*
21 3x, last on 7/24/99 vs. CLE

MOST RUNS ALLOWED
24 7/29/28 at CLE

MOST HITS ALLOWED*
27 7/29/28 at CLE

LONGEST GAME
19 inn. 5/24/1918 vs. CLE
*in Live Ball Era (since 1920)

LONGEST WINNING STREAKS

by NY Yankees 13 games
(7/2/76-7/7/77)

by NY Yankees at home 19 games
(6/10/60-4/21/62)

by NY Yankees on road 10 games
(5/8/64-5/4/65)

by CLE 13 games
(7/13-9/23/1908)

by CLE at home 8 games
(2x, 6/8/1912-5/11/1913;
8/8/1904-7/14/1905)

by CLE on road 9 games
(7/13/1908-6/18/1909)

SERIES SWEEPS

at New York		at Cleveland	
last by NY Yankees	last by CLE	last by NY Yankees	last by CLE
3-gm 4/22-24/22	3-gm* 8/28-30/17	3-gm 8/10-12/07	3-gm 9/11-13/70
4-gm 7/17-20/03	4-gm none	4-gm* 6/21-23/96	4-gm* 6/15-17/62

*includes one doubleheader



DETROIT TIGERS



Comerica Park (2000)

Pres., Baseball Ops.: Scott Harris
 Manager: A.J. Hinch

2024 Schedule

at New York: at Detroit:
 May 3-5 Aug. 16-18*

*will face the Tigers on Aug. 18 in Williamsport, Pa.

YANKEES vs. DETROIT

2023 vs. Tigers 5-2
 2023 at New York 2-1
 2023 at Detroit..... 3-1
 All-Time vs. Tigers 1,067-937-10
 All-Time at New York 581-419-4
 All-Time at Detroit 486-518-6
 at current Yankee Stadium..... 30-15
 at Comerica Park..... 44-42

SERIES RESULTS, SINCE 2013

Year	Home	Road	Total
2023	2-1	3-1	5-2
2022	3-0	2-1	5-1
2021	3-0	0-3	3-3
2019	1-2	2-1	3-3
2018	2-2	2-1	4-3
2017	1-2	2-1	3-3
2016	1-2	2-1	3-3
2015	2-1	3-1	5-2
2014	3-1	1-2	4-3
2013	2-1	1-2	3-3
TOTAL	20-12	18-14	38-26

NY Y SINGLE-GAME RECORDS

MOST RUNS
 22 5/2/39 at DET

MOST HITS*
 23 7/22/58 at DET

MOST RUNS ALLOWED
 19 2x, last on 9/29/28 at DET

MOST HITS ALLOWED*
 27 9/29/28 at DET

LONGEST GAME
 22 inn. 6/24/62 at DET
**in Live Ball Era (since 1920)*

LONGEST WINNING STREAKS

by NYY 11 games
 (7/12-G2-9/17/42)

by NYY at home 10 games
 (2x, 6/29/88-9/30/89;
 7/22/31-G2-5/7/32)

by NYY on road 12 games
 (6/9/96-4/18/98)

by DET 12 games
 (6/10-8/18/1908)

by DET at home 9 games
 (2x, 8/9/87-6/28/89;
 6/3-9/19/1912)

by DET on road 7 games
 (6/10-8/25/46)

SERIES SWEEPS

at New York		at Detroit	
last by NYY	last by DET	last by NYY	last by DET
3-gm... 6/3-5/22	3-gm.. 4/29-5/1/08	3-gm.. 9/20-22/02	3-gm... 5/28-30/21
4-gm ... 9/8-11/88	4-gm*.. 6/13-15/58	4-gm .. 6/8-11/26	4-gm**.. 8/12-13/45
<i>*includes one doubleheader</i>		<i>** includes two doubleheaders</i>	

HOUSTON ASTROS



Minute Maid Park (2000)

General Manager: Dana Brown
 Manager: Joe Espada

2024 Schedule

at New York: at Houston:
 May 7-9 March 28-31

YANKEES vs. HOUSTON

2023 vs. Astros 5-2
 2023 at New York 2-2
 2023 at Houston 3-0
 All-Time vs. Astros 43-32
 All-Time at New York 23-17
 All-Time at Houston 20-15
 at current Yankee Stadium..... 21-16
 at Minute Maid Park..... 20-15

SERIES RESULTS, ALL TIME

Year	Home	Road	Total
2023	2-2	3-0	5-2
2022	2-2	0-3	2-5
2021	2-1	2-1	4-2
2019	3-1	0-3	3-4
2018	2-1	3-1	5-2
2017	1-3	1-2	2-5
2016	2-1	2-1	4-2
2015	1-2	2-2	3-4
2014	1-2	1-2	2-4
2013	2-1	3-0	5-1
2010	3-0	---	3-0
2008	---	3-0	3-0
2003	2-1	---	2-1
TOTAL	23-17	20-15	43-32

NY Y SINGLE-GAME RECORDS

MOST RUNS
 16 4/6/16 vs. HOU

MOST HITS
 17 4/6/16 vs. HOU

MOST RUNS ALLOWED
 15 8/25/15 vs. HOU

MOST HITS ALLOWED
 17 4/29/13 vs. HOU

LONGEST GAME
 14 inn. 9/29/13 at HOU

LONGEST WINNING STREAKS

by NYY 7 games
 (6/12/03-6/13/10)

by NYY at home 5 games
 (5/29/18-6/22/19)

by NYY on road 6 games
 (6/13/08-9/29/13)

by HOU 3 games
 (5x, last 6/30-7/21/22)

by HOU at home 4 games
 (7/11/21-7/22/22)

by HOU on road 3 games
 (8/25/15-4/5/16)

SERIES SWEEPS

at New York		at Houston	
last by NYY	last by HOU	last by NYY	last by HOU
3-gm .. 6/11-13/10	3-gm none	3-gm 9/1-3/23	3-gm ... 4/8-10/19
4-gm none	4-gm none	4-gm none	4-gm none



KANSAS CITY ROYALS



Kauffman Stadium (1973)

Exec. VP, Baseball Ops./GM: J.J. Picollo
Manager: Matt Quatraro

2024 Schedule

at New York: Sept. 9-11 at Kansas City: June 10-13

YANKEES vs. KANSAS CITY

2023 vs. Royals 4-2
2023 at New York 3-0
2023 at Kansas City 1-2

All-Time vs. Royals 314-204-1
All-Time at New York 175-87
All-Time at Kansas City 139-117-1

at current Yankee Stadium 34-15
at Kauffman Stadium 126-106

SERIES RESULTS, SINCE 2013

Year	Home	Road	Total
2023	3-0	1-2	4-2
2022	3-1	3-0	6-1
2021	2-1	2-1	4-2
2019	3-1	2-1	5-2
2018	3-1	2-1	5-2
2017	3-1	2-1	5-2
2016	3-1	2-1	5-2
2015	3-0	1-2	4-2
2014	1-2	2-2	3-4
2013	2-2	3-0	5-2
TOTAL	26-10	20-11	46-21

NYN SINGLE-GAME RECORDS

MOST RUNS
18 9/5/82 at KC

MOST HITS
26 8/27/72 vs. KC (G2)

MOST RUNS ALLOWED
17 9/13/04 at KC

MOST HITS ALLOWED
22 6/6/82 vs. KC

LONGEST GAME
16 inn. 8/27/72 vs. KC (G2)

SERIES SWEEPS

at New York		at Kansas City	
last by NYN	last by KC	last by NYN	last by KC
3-gm .. 7/21-23/23	3-gm ... 6/3-5/94	3-gm .. 4/29-5/1/22	3-gm.. 5/31-6/2/05
4-gm* .. 8/7-9/98	4-gm none	4-gm none	4-gm none
5-gm* .. 7/12-15/84			

*includes one doubleheader

LONGEST WINNING STREAKS

by NYN 12 games
(8/13/97-8/18/98)

by NYN at home 14 games
(8/7/02-4/13/06)

by NYN on road 8 games
(5/4/97-8/18/98)

by KC 5 games
(2x, 5/26-7/4/90;
5/14-7/24/78)

by KC at home 6 games
(5/26/90-4/12/91)

by KC on road 4 games
(2x, 8/22/93-6/5/94;
4/20-8/14/91)

LOS ANGELES ANGELS



Angel Stadium of Anaheim (1966)

General Manager: Perry Minasian
Manager: Ron Washington

2024 Schedule

at New York: Aug. 6-8 at Los Angeles-AL: May 28-30

YANKEES vs. LOS ANGELES-AL

2023 vs. Angels 2-4
2023 at New York 2-1
2023 at Los Angeles-AL 0-3

All-Time vs. Angels 375-308
All-Time at New York 211-128
All-Time at Los Angeles-AL 164-180

at current Yankee Stadium 36-15
at Angel Stadium 140-159

SERIES RESULTS, SINCE 2013

Year	Home	Road	Total
2023	2-1	0-3	2-4
2022	3-0	1-2	4-2
2021	2-2	1-2	3-4
2019	2-1	3-1	5-2
2018	2-1	3-0	5-1
2017	1-2	1-2	2-4
2016	4-0	2-1	6-1
2015	3-0	1-2	4-2
2014	2-1	2-1	4-2
2013	3-1	1-2	4-3
TOTAL	24-9	15-16	39-25

NYN SINGLE-GAME RECORDS

MOST RUNS
17 8/20/96 vs. CAL

MOST HITS
19 4x, last on 8/13/13 vs. LAA

MOST RUNS ALLOWED
18 8/21/07 at LAA

MOST HITS ALLOWED
19 3x, last on 7/29/98 at ANA

LONGEST GAME
15 inn. .. 2x, last on 8/27/76 at CAL

SERIES SWEEPS

at New York		at Los Angeles-AL	
last by NYN	last by LAA	last by NYN	last by LAA
3-gm. 5/31-6/2/22*	3-gm .. 5/25-27/07	3-gm .. 4/27-29/18	3-gm .. 7/17-19/23
4-gm.....6/6-9/16	4-gm none	4-gm .. 7/21-24/94	4-gm none

*includes one doubleheader

LONGEST WINNING STREAKS

by NYN 7 games
(2x, 7/1/15-8/20/16;
8/23/80-5/4/81)

by NYN at home 11 games
(4/20/61-G1-6/29/62)

by NYN on road 6 games
(4/27/18-4/24/19)

by LAA 5 games
(4x, last 4/27-7/23/05)

by LAA at home 6 games
(2x, 7/14/91-7/18/92;
7/9/82-5/25/83)

by LAA on road 4 games
(4x, last 8/21/96-4/15/97)



MINNESOTA TWINS



Target Field (2010)

Pres., Baseball Ops.: Derek Falvey
Manager: Rocco Baldelli

2024 Schedule

at New York: at Minnesota:
June 4-6 May 14-16

YANKEES vs. MINNESOTA*

2023 vs. Twins 3-4
2023 at New York 2-2
2023 at Minnesota 1-2

All-Time vs. Twins 384-268-1
All-Time at New York 202-120-1
All-Time at Minnesota 182-148

at current Yankee Stadium 36-13
at Target Field 28-15

SERIES RESULTS, SINCE 2013

Year	Home	Road	Total
2023	2-2	1-2	3-4
2022	3-1	2-1	5-2
2021	4-0	2-1	6-1
2019	2-1	2-1	4-2
2018	4-0	1-2	5-2
2017	3-0	1-2	4-2
2016	2-1	3-1	5-2
2015	3-0	2-1	5-1
2014	1-2	3-1	4-3
2013	1-2	4-0	5-2
TOTAL	25-9	21-12	46-21

NYN SINGLE-GAME RECORDS*

MOST RUNS
18 4/18/88 at MIN

MOST HITS
22 8/13/99 vs. MIN

MOST RUNS ALLOWED
13 2x, last on 5/18/94 at MIN

MOST HITS ALLOWED
20 2x, last on 5/17/02 vs. MIN

LONGEST GAME
19 inn. 8/25/76 vs. MIN

SERIES SWEEPS

at New York		at Minnesota	
last by NYN	last by MIN	last by NYN	last by MIN
3-gm... 8/19-21/21	3-gm... 8/9-11/68	3-gm... 7/7-9/09	3-gm... 9/6-8/91
4-gm... 4/23-26/18	4-gm... none	4-gm... 7/1-4/13	4-gm... 7/3-5/67

*includes one doubleheader

LONGEST WINNING STREAKS*

by NYN 13 games
(5/10/02-4/21/03)

by NYN at home 10 games
(2x, 7/5/07-5/15/10;
5/17/02-7/26/05)

by NYN on road 8 games
(7/19/85-7/12/86)

by MIN 6 games
(3x, 5/24-6/4/69;
9/4/66-5/3/67; 9/27/63-6/2/64)

by MIN at home 8 games
(9/4/66-9/22/67)

by MIN on road 5 games
(9/27/63-7/3/64)

*since franchise moved to MIN in 1961

OAKLAND ATHLETICS



Oakland Coliseum (1968)

General Manager: David Forst
Manager: Mark Kotsay

2024 Schedule

at New York: at Oakland:
April 22-25 Sept. 20-22

YANKEES vs. OAKLAND*

2023 vs. Athletics 5-1
2023 at New York 3-0
2023 at Oakland 2-1

All-Time vs. Athletics 297-260
All-Time at New York 163-114
All-Time at Oakland 134-146

at current Yankee Stadium 32-17
at Oakland Coliseum 134-146

SERIES RESULTS, SINCE 2013

Year	Home	Road	Total
2023	3-0	2-1	5-1
2022	3-0	2-2	5-2
2021	2-1	2-2	4-3
2019	2-1	0-3	2-4
2018	2-1	1-2	3-3
2017	2-1	0-4	2-5
2016	0-3	4-0	4-3
2015	2-1	1-3	3-4
2014	1-2	1-2	2-4
2013	1-2	0-3	1-5
TOTAL	18-12	13-22	31-34

NYN SINGLE-GAME RECORDS*

MOST RUNS
22 8/25/11 vs. OAK

MOST HITS
22 8/26/97 at OAK

MOST RUNS ALLOWED
19 8/29/89 vs. OAK

MOST HITS ALLOWED
20 6/12/71 at OAK

LONGEST GAME
18 inn. 6/13/13 at OAK

SERIES SWEEPS

at New York		at Oakland	
last by NYN	last by OAK	last by NYN	last by OAK
3-gm... 5/8-10/23	3-gm... 4/19-21/16	3-gm... 5/25-27/12	3-gm... 8/20-22/19
4-gm... 8/30-9/2/10	4-gm... 7/14-16/72	4-gm... 5/19-22/16	4-gm... 6/15-18/17

* includes one doubleheader

LONGEST WINNING STREAKS*

by NYN 11 games
(7/5/10-7/22/11)

by NYN at home 10 games
(5/6/77-8/27/78)

by NYN on road 9 games
(7/5/10-5/27/12)

by OAK 16 games
(9/9/89-5/1/91)

by OAK at home 10 games
(9/9/89-5/1/91)

by OAK on road 6 games
(2x, 4/30-9/9/90;
5/31/71-G2-4/25/72)

*since franchise moved to OAK in 1968

According to Elias, the Yankees did not lose a season series to the A's over a 40-year stretch (1931-70), marking the most consecutive non-losing season series by one team against another opponent in Major League history.



SEATTLE MARINERS



T-Mobile Park (July 15, 1999)

Pres., Baseball Ops.: Jerry Dipoto
Manager: Scott Servais

2024 Schedule

at New York: May 20-23
at Seattle: Sept. 17-19

SERIES RESULTS, SINCE 2013

Year	Home	Road	Total
2023	2-1	2-1	4-2
2022	1-2	1-2	2-4
2021	3-1	2-1	5-2
2019	3-1	3-0	6-1
2018	3-0	2-1	5-1
2017	2-1	3-1	5-2
2016	1-2	2-1	3-3
2015	2-1	3-0	5-1
2014	0-3	3-0	3-3
2013	1-2	3-1	4-3
TOTAL	18-14	24-8	42-22

NYN SINGLE-GAME RECORDS

MOST RUNS
16 2x, last on 5/8/03 at SEA

MOST HITS
23 8/25/84 at SEA

MOST RUNS ALLOWED
16 7/11/79 at SEA

MOST HITS ALLOWED
20 5/4/07 vs. SEA

LONGEST GAME
17 inn. 5/11/84 vs. SEA

LONGEST WINNING STREAKS

by NYN 8 games
(2x, 9/4/07-5/25/08
5/9-8/29/99)

by NYN at home 10 games
(2x, 9/4/07-7/1/09;
5/8/79-8/30/80)

by NYN on road 8 games
(6/8/13-6/3/15)

by SEA 5 games
(3x, 5/29-6/10/95;
5/4-18/91; 8/19-G2-30/88)

by SEA at home 7 games
(8/19/78-7/11/79)

by SEA on road 6 games
(2x, 8/18/01-4/29/03;
8/5/00-4/26/01)

YANKEES vs. SEATTLE

2023 vs. Mariners	4-2
2023 at New York	2-1
2023 at Seattle	2-1

All-Time vs. Mariners	.256-190
All-Time at New York	.127-94
All-Time at Seattle	.129-96

at current Yankee Stadium	.29-21
at T-Mobile Park	.62-34

SERIES SWEEPS

at New York		at Seattle	
last by NYN	last by SEA	last by NYN	last by SEA
3-gm... 6/19-21/18	3-gm... 5/3-5/02	3-gm... 8/26-28/19	3-gm... 8/26-28/96
4-gm..... none	4-gm..... none	4-gm... 8/5-8/99	4-gm..... none

TAMPA BAY RAYS



Tropicana Field (1998)

Pres., Baseball Ops.: Erik Neander
Manager: Kevin Cash

2024 Schedule

at New York: April 19-21
July 19-22
at Tampa Bay: May 10-12
July 9-11

SERIES RESULTS, LAST 10 YEARS

Year	Home	Road	Total
2023	3-4	2-4	5-8
2022	6-3	5-5	11-8
2021	3-7	5-4	8-11
2020	1-5	1-3	2-8
2019	8-2	4-5	12-7
2018	6-3	4-6	10-9
2017	8-2	4-5^	12-7^
2016	7-3	4-5	11-8
2015	6-3	6-4	12-7
2014	3-6	5-5	8-11
TOTAL	51-38	40-46	91-84

^inc. 3 road gms at Citi Field from 9/11-13/17

NYN SINGLE-GAME RECORDS

MOST RUNS
21 7/22/07 vs. TB

MOST HITS
25 7/22/07 vs. TB

MOST RUNS ALLOWED
19 7/29/06 vs. TB

MOST HITS ALLOWED
20 5/2/14 vs. TB

LONGEST GAME
14 inn. 5/2/14 vs. TB

LONGEST WINNING STREAKS

by NYN 11 games
(9/17/98-9/24/99)

by NYN at home 11 games
(4/14/04-4/18/05)

by NYN on road 7 games
(9/13/05-7/8/06)

by TB 7 games
(9/22/11-4/8/12)

by TB at home 9 games
(7/21/11-7/3/12)

by TB on road 5 games
(2x, 9/2/20-5/31/21;
5/4-9/14)

YANKEES vs. TAMPA BAY

2023 vs. Rays	5-8
2023 at New York	3-4
2023 at Tampa Bay	2-4

All-Time vs. Rays	^*256-194
All-Time at New York	.141-85
All-Time at Tampa Bay	^*115-109

at current Yankee Stadium	.76-59
at Tropicana Field	.112-107

*inc. 2 road gms in Tokyo from 3/30-31/04

^inc. 3 road gms at Citi Field from 9/11-13/17

SERIES SWEEPS

at New York		at Tampa Bay	
last by NYN	last by TB	last by NYN	last by TB
3-gm... 6/14-16/22	3-gm... 4/16-18/21	3-gm... 4/17-19/15	3-gm... 6/22-24/18
4-gm... 9/7-9/09	4-gm..... none	4-gm... 7/9-12/98	4-gm..... none

* includes one doubleheader

Due to Hurricane Irma, the Yankees-Rays series from 9/11-13/17 was relocated from Tropicana Field to Citi Field.



TEXAS RANGERS



Globe Life Field (2020)

Exec. VP/GM: Chris Young
 Manager: Bruce Bochy

2024 Schedule

at New York: at Texas:
 Aug. 9-11 Sept. 2-4

YANKEES vs. TEXAS*

2023 vs. Rangers 3-4
 2023 at New York 2-1
 2023 at Texas 1-3

All-Time vs. Rangers 282-212
 All-Time at New York 161-89
 All-Time at Texas 121-123

at current Yankee Stadium 33-19
 at Globe Life Field 6-6

SERIES RESULTS, SINCE 2013

Year	Home	Road	Total
2023	2-1	1-3	3-4
2022	2-1	2-2	4-3
2021	3-0	3-1	6-1
2019	2-1	1-2	3-3
2018	3-1	1-2	4-3
2017	1-2	2-1	3-3
2016	2-2	1-2	3-4
2015	0-3	2-2	2-5
2014	3-1	1-2	4-3
2013	1-2	2-2	3-4
TOTAL	19-14	16-19	35-33

NYN SINGLE-GAME RECORDS*

MOST RUNS
 21 2x, last 7/28/15 at TEX

MOST HITS
 23 8/23/99 at TEX

MOST RUNS ALLOWED
 20 7/19/87 at TEX

MOST HITS ALLOWED
 22 7/19/87 at TEX

LONGEST GAME
 15 inn. 6/16/91 at TEX

LONGEST WINNING STREAKS*

by NYN 8 games
 (2x, 7/24/06-5/9/07;
 7/20/05-5/7/06)

by NYN at home 8 games
 (2x, 4/16/11-8/15/12;
 4/4/94-4/12/96)

by NYN on road 10 games
 (7/20/05-5/3/07-G2)

by TEX 7 games
 (4/20-9/10/90)

by TEX at home 15 games
 (7/20/89-9/3/91)

by TEX on road 5 games
 (5/22/15-6/28/16)

*since franchise moved to TEX in 1972

SERIES SWEEPS

at New York		at Texas	
last by NYN	last by TEX	last by NYN	last by TEX
3-gm...9/20-22/21	3-gm...5/22-24/15	3-gm*...5/1-3/07	3-gm...9/10-12/10
4-gm...8/11-14/05	4-gm.....none	4-gm.....none	4-gm...7/20-23/89

*includes one doubleheader

TORONTO BLUE JAYS



Rogers Centre (June 3, 1989)

Exec.VP/Baseball Ops./GM: Ross Atkins
 Manager: John Schneider

2024 Schedule

at New York: at Toronto:
 April 5-7 April 15-17
 Aug. 2-4 June 27-30

YANKEES vs. TORONTO

2023 vs. Blue Jays 7-6
 2023 at New York 2-4
 2023 at Toronto 5-2

All-Time vs. Blue Jays 391-321
 All-Time at New York 204-152
 All-Time at Toronto 187-169

at current Yankee Stadium 80-52
 at Rogers Centre 133-131

SERIES RESULTS, LAST 10 YEARS

Year	Home	Road	Total
2023	2-4	5-2	7-6
2022	5-5	6-3	11-8
2021	2-8	6-3	8-11
2020	3-0	2-5	5-5
2019	7-2	4-6	11-8
2018	7-3	6-3	13-6
2017	5-4	4-6	9-10
2016	5-4	2-8	7-12
2015	2-8	4-5	6-13
2014	7-3	4-5	11-8
TOTAL	45-41	43-46	88-87

NYN SINGLE-GAME RECORDS

MOST RUNS
 20 9/15/20 vs. TOR

MOST HITS
 22 4/8/02 at TOR

MOST RUNS ALLOWED
 19 9/10/77 vs. TOR

MOST HITS ALLOWED
 21 2x, last on 8/21/08 at TOR

LONGEST GAME
 17 inn. 4/19/01 at TOR

LONGEST WINNING STREAKS

by NYN 13 games
 (5/10/95-6/4/96)

by NYN at home 17 games
 (9/19/12-G1-7/25/14)

by NYN on road 7 games
 (5/10/95-6/11/96)

by TOR 10 games
 (4/14-9/25/92)

by TOR at home 8 games
 (4/13-9/25/16)

by TOR on road 7 games
 (4/9-9/12/15-G2)

Due to the COVID-19 pandemic, the Blue Jays played their 2020 home games at Sahlen Field in Buffalo, N.Y. In 2021, the Blue Jays played home games at TD Ballpark in Dunedin, Fla., and at Sahlen Field in Buffalo, N.Y. before returning to Toronto midseason.

SERIES SWEEPS

at New York		at Toronto	
last by NYN	last by TOR	last by NYN	last by TOR
3-gm...9/15-17/20	3-gm.....8/7-9/15	3-gm+...6/15-17/21	3-gm...5/30-6/1/16
4-gm*..8/20-22/13	4-gm.....9/6-9/21	4-gm.....none	4-gm.....none

*includes one doubleheader
 +at Sahlen Field



ARIZONA DIAMONDBACKS



Chase Field (1998)

Exec. VP/GM: Mike Hazen
Manager: Torey Lovullo

2024 Schedule

at New York: N/A
at Arizona: April 1-3

SERIES RESULTS, ALL TIME

Year	Home	Road	Total
2023	2-1	---	2-1
2019	1-1	0-2	1-3
2016	---	1-2	1-2
2013	2-1	---	2-1
2010	---	2-1	2-1
2007	3-0	---	3-0
2004	---	2-1	2-1
2002	2-1	---	2-1
TOTAL	10-4	5-6	15-10

YANKEES vs. ARIZONA

2023 vs. Diamondbacks 2-1
2023 at New York 2-1
2023 at Arizona N/A
All-Time vs. Diamondbacks 15-10
All-Time at New York 10-4
All-Time at Arizona 5-6
at current Yankee Stadium 5-3
at Chase Field 5-6

SERIES SWEEPS

at New York
last by NY Yankees 6/12-14/07 (3G)
last by Arizona None

at Arizona
last by NY Yankees None
last by Arizona 4/30-5/1/19 (2G)

NY SINGLE-GAME RECORDS

MOST RUNS
9 2x, last on 6/22/10 at Arizona

MOST HITS
12 5x, last 9/22/23 vs. Arizona

MOST RUNS ALLOWED
12 5/16/16 at Arizona

MOST HITS ALLOWED
16 6/12/02 vs. Arizona

LONGEST GAME
12 inn. 4/18/13 vs. Arizona

ATLANTA BRAVES



Truist Park (2017)

Pres., Baseball Ops./GM: Alex Anthopoulos
Manager: Brian Snitker

2024 Schedule

at New York: June 21-23
at Atlanta: N/A

SERIES RESULTS, ALL TIME

Year	Home	Road	Total
2023	---	0-3	0-3
2021	1-1	2-0	3-1
2020	2-0	0-2	2-2
2018	2-1	---	2-1
2015	---	3-0	3-0
2012	1-2	3-0	4-2
2009	---	2-1	2-1
2006	2-1	---	2-1
2001	1-2	---	1-2
2000	---	2-1	2-1
1999	1-2	---	1-2
1998	1-1	2-0	3-1
1997	1-2	---	1-2
TOTAL	12-12	14-7	26-19

YANKEES vs. ATLANTA

2023 vs. Braves 0-3
2023 at New York N/A
2023 at Atlanta 0-3
All-Time vs. Braves 26-19
All-Time at New York 12-12
All-Time at Atlanta 14-7
at current Yankee Stadium 6-4
at Truist Park 2-5

SERIES SWEEPS

at New York
last by NY Yankees 8/11-12/20 (2G)
last by Atlanta None

at Atlanta
last by NY Yankees 8/23-24/21 (2G)
last by Atlanta 8/14-16/23 (3G)

NY SINGLE-GAME RECORDS

MOST RUNS
20 8/30/15 at Atlanta

MOST HITS
21 8/30/15 at Atlanta

MOST RUNS ALLOWED
11 2x, last 8/14/23 at Atlanta

MOST HITS ALLOWED
16 6/9/01 vs. Atlanta

LONGEST GAME
12 inn. 6/28/06 vs. Atlanta

CHICAGO CUBS



Wrigley Field (1914)

Pres., Baseball Ops: Jed Hoyer
Manager: Craig Counsell

2024 Schedule

at New York: N/A
at Chicago-NL: Sept. 6-8

SERIES RESULTS, ALL TIME

Year	Home	Road	Total
2023	1-2	---	1-2
2022	3-0	---	3-0
2017	---	3-0	3-0
2014	2-0	1-1	3-1
2011	---	2-1	2-1
2005	3-0	---	3-0
2003	---	1-2	1-2
TOTAL	9-2	7-4	16-6

YANKEES vs. CHICAGO-NL

2023 vs. Cubs 1-2
2023 at New York 1-2
2023 at Chicago-NL N/A
All-Time vs. Cubs 16-6
All-Time at New York 9-2
All-Time at Chicago-NL 7-4
at current Yankee Stadium 6-2
at Wrigley Field 7-4

SERIES SWEEPS

at New York
last by NY Yankees 6/10-12/22 (3G)
last by Chicago None

at Chicago-NL
last by NY Yankees 5/5-7/17 (3G)
last by Chicago None

NY SINGLE-GAME RECORDS

MOST RUNS
18 6/12/22 vs. Chicago

MOST HITS
17 6/12/22 vs. Chicago

MOST RUNS ALLOWED
8 6/8/03 at Chicago

MOST HITS ALLOWED
13 6/8/03 at Chicago

LONGEST GAME
18 inn. 5/7/17 at Chicago



CINCINNATI REDS



Great American Ball Park (2003)

Pres., Baseball Ops.: Nick Krall
Manager: David Bell

2024 Schedule

at New York: at Cincinnati:
July 2-4 N/A

SERIES RESULTS, ALL TIME

Year	Home	Road	Total
2023	---	3-0	3-0
2022	1-2	---	1-2
2017	2-0	1-1	3-1
2014	3-0	---	3-0
2012	1-2	---	1-2
2011	---	2-1	2-1
2008	1-2	---	1-2
2003	---	1-2	1-2
TOTAL	8-6	7-4	15-10

YANKEES vs. CINCINNATI

2023 vs. Reds	3-0
2023 at New York	N/A
2023 at Cincinnati	3-0

All-Time vs. Reds	15-10
All-Time at New York	8-6
All-Time at Cincinnati	7-4

at current Yankee Stadium. . . . 7-4
at Great American Ball Park. . . . 7-4

SERIES SWEEPS

at New York
last by NY Yankees 7/25-26/17 (2G)
last by CIN None

at Cincinnati
last by NY Yankees 5/19-21/23 (3G)
last by CIN None

NY SINGLE-GAME RECORDS

MOST RUNS
10 2x, last on 5/8/17 at CIN
MOST HITS
16 6/5/03 at CIN

MOST RUNS ALLOWED
10 6/22/11 at CIN
MOST HITS ALLOWED
14 6/22/11 at CIN

LONGEST GAME
10 inn. 3x, last on 5/20/23 at CIN

COLORADO ROCKIES



Coors Field (1995)

Sr. VP/GM: Bill Schmidt
Manager: Bud Black

2024 Schedule

at New York: at Colorado:
Aug. 23-25 N/A

SERIES RESULTS, ALL TIME

Year	Home	Road	Total
2023	---	1-2	1-2
2019	2-1	---	2-1
2016	1-1	0-2	1-3
2013	---	2-1	2-1
2011	2-1	---	2-1
2007	---	0-3	0-3
2004	3-0	---	3-0
2002	---	2-1	2-1
TOTAL	8-3	5-9	13-12

YANKEES vs. COLORADO

2023 vs. Rockies	1-2
2023 at New York	N/A
2023 at Colorado	1-2

All-Time vs. Rockies	13-12
All-Time at New York	8-3
All-Time at Colorado	5-9

at current Yankee Stadium. . . . 5-3
at Coors Field 5-9

SERIES SWEEPS

at New York
last by NY Yankees 6/8-10/04 (3G)
last by COL None

at Colorado
last by NY Yankees N/A
last by COL 6/14-15/16 (2G)

NY SINGLE-GAME RECORDS

MOST RUNS
20 6/19/02 at COL
MOST HITS
19 6/20/02 at COL

MOST RUNS ALLOWED
14 6/20/02 at COL
MOST HITS ALLOWED
18 6/20/02 at COL

LONGEST GAME
11 inn. 7/16/23 at COL

LOS ANGELES DODGERS



Dodger Stadium (1962)

Pres., Baseball Ops.: Andrew Friedman
Manager: Dave Roberts

2024 Schedule

at New York: at Los Angeles-NL:
June 7-9 N/A

SERIES RESULTS, ALL TIME

Year	Home	Road	Total
2023	---	2-1	2-1
2019	---	2-1	2-1
2016	1-2	---	1-2
2013	1-1	1-1	2-2
2010	---	2-1	2-1
2004	---	1-2	1-2
TOTAL	2-3	8-6	10-9

YANKEES vs. LOS ANGELES-NL

2023 vs. Dodgers	2-1
2023 at New York	N/A
2023 at Los Angeles-NL	2-1

All-Time vs. Dodgers	10-9
All-Time at New York	2-3
All-Time at Los Angeles-NL	8-6

at current Yankee Stadium. . . . 2-3
at Dodger Stadium. 8-6

SERIES SWEEPS

at New York
last by NY Yankees None
last by LAD None

at Los Angeles-NL
last by NY Yankees None
last by LAD None

NY SINGLE-GAME RECORDS

MOST RUNS
10 8/23/19 at LAD
MOST HITS
16 8/23/19 at LAD

MOST RUNS ALLOWED
9 6/26/10 at LAD
MOST HITS ALLOWED
13 6/2/23 at LAD

LONGEST GAME
10 inn. 6/27/10 at LAD



MIAMI MARLINS



loanDepot park (2012)

Pres., Baseball Ops: Peter Bendix
Manager: Skip Schumaker

2024 Schedule

at New York: at Miami:
April 8-10 N/A

SERIES RESULTS, ALL TIME

Year	Home	Road	Total
2023	---	1-2	1-2
2021	---	3-0	3-0
2020	1-2	---	1-2
2018	1-1	1-1	2-2
2015	2-0	0-2	2-2
2009	---	1-2	1-2
2006	2-1	---	2-1
2001	---	1-2	1-2
2000	1-1	---	1-1
1999	---	2-1	2-1
1998	3-0	---	3-0
1997	---	1-2	1-2

TOTAL 10-5 10-12 20-17

YANKEES vs. MIAMI

2023 vs. Marlins	1-2
2023 at New York	N/A
2023 at Miami	1-2
All-Time vs. Marlins	20-17
All-Time at New York	10-5
All-Time at Miami	10-12
at current Yankee Stadium	4-3
at loanDepot park	5-5

SERIES SWEEPS

at New York
last by NYY..... 6/17-18/15 (2G)
last by MIA..... None
at Miami
last by NYY..... 7/30-8/1/21 (3G)
last by MIA..... 6/15-16/15 (2G)

NY SINGLE-GAME RECORDS

MOST RUNS
12..... 4/16/18 vs. MIA
MOST HITS
15..... 3x, last on 4/16/18 vs. MIA
MOST RUNS ALLOWED
12..... 6/16/15 at MIA
MOST HITS ALLOWED
16..... 6/16/15 at MIA
LONGEST GAME
12 inn..... 2x, last on 8/21/18 at MIA

MILWAUKEE BREWERS



American Family Field (2001)

Sr. VP/GM: Matt Arnold
Manager: Pat Murphy

2024 Schedule

at New York: at Milwaukee:
N/A April 26-28

SERIES RESULTS, SINCE 1998

Year	Home	Road	Total
2023	1-2	---	1-2
2022	---	1-2	1-2
2017	1-2	---	1-2
2014	---	1-2	1-2
2011	3-0	---	3-0
2005	---	1-2	1-2

TOTAL 5-4 3-6 8-10

YANKEES vs. MILWAUKEE

2023 vs. Brewers	1-2
2023 at New York	1-2
2023 at Milwaukee	N/A

All-Time vs. Milwaukee... *215-190-1
All-Time at New York..... 125-76
All-Time at Milwaukee... 86-112-1

*includes a 7-5 mark against Seattle Pilots in 1969

at current Yankee Stadium..... 5-4
at American Family Field..... 3-6

SERIES SWEEPS

at New York
last by NYY..... 6/28-30/11 (3G)
last by MIL..... 10/2-4/72 (3G)
at Milwaukee
last by NYY..... 9/26-27/95 (2G)
last by MIL..... 4/16-17/97 (2G)

NY SINGLE-GAME RECORDS

MOST RUNS
19..... 9/25/96 vs. MIL
MOST HITS
20..... 3x, last on 9/25/96 vs. MIL
MOST RUNS ALLOWED
16..... 7/18/96 at MIL
MOST HITS ALLOWED
17..... 6x, last on 6/19/94 vs. MIL
LONGEST GAME
15 inn..... 9/2/69 vs. SEA

PHILADELPHIA PHILLIES



Citizens Bank Park (2004)

Pres., Baseball Ops.: David Dombrowski
Manager: Rob Thomson

2024 Schedule

at New York: at Philadelphia:
N/A July 29-31

SERIES RESULTS, ALL TIME

Year	Home	Road	Total
2023	2-1	---	2-1
2021	2-0	0-2	2-2
2020	1-0	1-2	2-2
2018	---	2-1	2-1
2015	1-2	---	1-2
2010	1-2	---	1-2
2009	1-2	---	1-2
2006	---	2-1	2-1
2001	---	2-1	2-1
2000	2-1	---	2-1
1999	---	1-2	1-2
1998	3-0	---	3-0
1997	---	0-3	0-3

TOTAL 13-8 8-12 21-20

YANKEES vs. PHILADELPHIA

2023 vs. Phillies	2-1
2023 at New York	2-2
2023 at Philadelphia	N/A
All-Time vs. Phillies	21-20
All-Time at New York	13-8
All-Time at Philadelphia	8-12
at current Yankee Stadium	8-7
at Citizens Bank Park	5-6

SERIES SWEEPS (MIN. 2G)

at New York
last by NYY..... 7/20-21/21 (2G)
last by PHI..... None
at Philadelphia
last by NYY..... None
last by PHI..... 6/12-13/21 (2G)

NY SINGLE-GAME RECORDS

MOST RUNS
11..... 6/9/99 at PHI
MOST HITS
15..... 2x, last on 6/24/15 vs. PHI
MOST RUNS ALLOWED
11..... 4x, last on 8/5/20 at PHI (G1)
MOST HITS ALLOWED
18..... 6/22/15 vs. PHI
LONGEST GAME
13 inn..... 7/16/01 at PHI



PITTSBURGH PIRATES



PNC Park (2001)

General Manager: Ben Cherington
Manager: Derek Shelton

2024 Schedule

at New York: at Pittsburgh:
Sept. 27-29 N/A

SERIES RESULTS, ALL TIME

Year	Home	Road	Total
2023	---	2-1	2-1
2022	2-0	1-1	3-1
2017	---	1-2	1-2
2014	2-1	---	2-1
2008	---	1-2	1-2
2007	3-0	---	3-0
2005	3-0	---	3-0
TOTAL	10-1	5-6	15-7

YANKEES vs. PITTSBURGH

2023 vs. Pirates	2-1
2023 at New York	N/A
2023 at Pittsburgh	2-1

All-Time vs. Pirates	15-7
All-Time at New York	10-1
All-Time at Pittsburgh	5-6

at current Yankee Stadium..... 4-1
at PNC Park..... 5-6

SERIES SWEEPS

at New York
last by NY Yankees..... 9/20-21/22 (2G)
last by Pittsburgh..... None

at Pittsburgh
last by NY Yankees..... None
last by Pittsburgh..... None

NY Yankees SINGLE-GAME RECORDS

MOST RUNS
16..... 7/6/22 at Pittsburgh

MOST HITS
22..... 7/6/22 at Pittsburgh

MOST RUNS ALLOWED
12..... 6/24/08 at Pittsburgh

MOST HITS ALLOWED
19..... 6/24/08 at Pittsburgh

LONGEST GAME
10 inn..... 2x, last 6/8/07 vs. Pittsburgh

SAN DIEGO PADRES



Petco Park (2004)

Pres. Baseball Ops./GM: A.J. Preller
Manager: Mike Shildt

2024 Schedule

at New York: at San Diego:
N/A May 24-26

SERIES RESULTS, ALL TIME

Year	Home	Road	Total
2023	2-1	---	2-1
2019	2-1	---	2-1
2016	---	1-2	1-2
2013	---	1-2	1-2
2008	3-0	---	3-0
2004	2-1	---	2-1
2002	---	2-1	2-1
TOTAL	9-3	4-5	13-8

YANKEES vs. SAN DIEGO

2023 vs. Padres	2-1
2023 at New York	2-1
2023 at San Diego	N/A

All-Time vs. Padres	13-8
All-Time at New York	9-3
All-Time at San Diego	4-5

at current Yankee Stadium..... 4-2
at Petco Park..... 2-4

SERIES SWEEPS

at New York
last by NY Yankees..... 6/17-19/08
last by San Diego..... None

at San Diego
last by NY Yankees..... None
last by San Diego..... None

NY Yankees SINGLE-GAME RECORDS

MOST RUNS
10..... 5/28/23 vs. San Diego

MOST HITS
14..... 6/18/08 vs. San Diego

MOST RUNS ALLOWED
10..... 6/11/04 vs. San Diego

MOST HITS ALLOWED
15..... 8/2/13 at San Diego

LONGEST GAME
12 inn..... 6/13/04 vs. San Diego

SAN FRANCISCO GIANTS



Oracle Park (2000)

Pres. Baseball Ops.: Farhan Zaidi
Manager: Bob Melvin

2024 Schedule

at New York: at San Francisco:
N/A May 31- June 2

SERIES RESULTS, ALL TIME

Year	Home	Road	Total
2023	2-1	---	2-1
2019	---	3-0	3-0
2016	2-1	---	2-1
2013	2-1	---	2-1
2007	---	1-2	1-2
2002	2-1	---	2-1
TOTAL	8-4	4-2	12-6

YANKEES vs. SAN FRANCISCO

2023 vs. Giants	2-1
2023 at New York	2-1
2023 at San Francisco	N/A

All-Time vs. Giants	12-6
All-Time at New York	8-4
All-Time at San Francisco	4-2

at current Yankee Stadium..... 6-3
at Oracle Park..... 4-2

SERIES SWEEPS

at New York
last by NY Yankees..... None
last by San Francisco..... None

at San Francisco
last by NY Yankees..... 4/26-28/19 (3G)
last by San Francisco..... None

NY Yankees SINGLE-GAME RECORDS

MOST RUNS
11..... 4/28/19 at San Francisco

MOST HITS
17..... 6/23/07 at San Francisco

MOST RUNS ALLOWED
7..... 2x, last on 4/1/23 vs. San Francisco

MOST HITS ALLOWED
12..... 2x, last on 4/1/023 vs. San Francisco

LONGEST GAME
13 inn..... 6/23/07 at San Francisco



ST. LOUIS CARDINALS



Busch Stadium (2006)

Pres. Baseball Ops.: John Mozeliak
Manager: Oliver Marmol

2024 Schedule

at New York: at St. Louis:
 Aug. 30 - Sept. 1 N/A

SERIES RESULTS, ALL TIME

Year	Home	Road	Total
2023	---	1-2	1-2
2022	---	0-3	0-3
2017	3-0	---	3-0
2014	---	2-1	2-1
2005	---	1-2	1-2
2003	3-0	---	3-0
TOTAL	6-0	4-8	10-8

YANKEES vs. ST. LOUIS

2023 vs. Cardinals	1-2
2023 at New York	N/A
2023 at St. Louis	1-2

All-Time vs. Cardinals	10-8
All-Time at New York	6-0
All-Time at St. Louis	4-8

at current Yankee Stadium..... 3-0
 at current Busch Stadium..... 3-6

SERIES SWEEPS

at New York
 last by NYY..... 4/14-16/17 (3G)
 last by STL..... None

at St. Louis
 last by NYY..... None
 last by STL..... 8/5-7/22 (3G)

NY SINGLE-GAME RECORDS

MOST RUNS
 13..... 6/14/03 vs. STL

MOST HITS
 16..... 8/7/22 at STL

MOST RUNS ALLOWED
 12..... 8/7/22 at STL

MOST HITS ALLOWED
 13..... 5/28/14 at STL

LONGEST GAME
 12 inn. 5/26/14 at STL

WASHINGTON NATIONALS



Nationals Park (2008)

Pres., Baseball Ops./GM: Mike Rizzo
Manager: Dave Martinez

2024 Schedule

at New York: at Washington:
 N/A Aug. 26-28

SERIES RESULTS, ALL TIME

Year	Home	Road	Total
2023	1-2	---	1-2
2021	2-1	---	2-1
2020	---	2-1	2-1
2018	1-1	1-1	2-2
2015	1-1	0-2	1-3
2012	---	3-0	3-0
2009	1-2	---	1-2
2006	---	1-2	1-2
2001	2-1	---	2-1*
2000	---	2-1	2-1*
1999	2-1	---	2-1*
1998	---	2-1	2-1*
1997	1-2	---	1-2*
TOTAL	11-11	11-8	22-19

* vs. Montreal

YANKEES vs. WASHINGTON

2023 vs. Nationals	1-2
2023 at New York	1-2
2023 at Washington	N/A

All-Time vs. Nationals	22-19
All-Time at New York	11-11
All-Time at Washington	7-6
All-Time at Montreal	4-2

at current Yankee Stadium..... 6-7
 at Nationals Park..... 6-4

SERIES SWEEPS (MIN. 2G)

at New York
 last by NYY..... None
 last by WAS..... None

at Washington
 last by NYY..... 6/15-17/12 (3G)
 last by WAS..... 5/19-20/15 (2G)

NY SINGLE-GAME RECORDS

MOST RUNS
 11..... 6/9/98 at MON

MOST HITS
 17..... 6/9/98 at MON

MOST RUNS ALLOWED
 11..... 2x, last on 5/7/21 vs. WAS

MOST HITS ALLOWED
 13..... 2x, last on 7/25/20 at WAS

LONGEST GAME
 14 inn. 6/16/12 at WAS

OPPONENTS BATTING RECORDS SINCE 1921

Single Season

MOST HITS vs. NYY

Carl Reynolds, 1930 CWS	43
Charlie Gehringer, 1929 DET	42
Red Kress, 1938 SLB	38
Al Simmons, 1925 PHA	38
4 others tied	37

MOST HR vs. NYY

Hank Greenberg, 1938 DET	11
Jimmie Foxx, 1932 PHA	10
Jimmie Foxx, 1933 PHA	10
Charlie Maxwell, 1959 DET	10
Fred Whitfield, 1965 CLE	10

HIGHEST AVG. vs. NYY (min. 20AB)

David Ortiz, 2012 BOS	.619 (13-for-21)
Hank Severid, 1925 SLB/WAS	.609 (14-for-23)
Rod Carew, 1975 MIN	.595 (22-for-37)
Howie Kendrick, 2006 LAA	.591 (13-for-22)
Manny Ramirez, 2006 BOS	.556 (25-for-45)

Career

MOST HITS vs. NYY

Charlie Gehringer	420
Al Kaline	380
Luke Appling	380
Goose Goslin	375
Al Simmons	374

MOST HR vs. NYY

Jimmie Foxx	70
Ted Williams	62
Manny Ramirez	55
Hank Greenberg	53
David Ortiz	53

HIGHEST AVG. vs. NYY (min. 300AB)

Harry Heilmann	.375 (292-for-779)
Dale Alexander	.356 (128-for-360)
Ty Cobb	.345 (185-for-536)
Ted Williams	.345 (357-for-1,035)
Bob Fothergill	.343 (150-for-437)

All-Time at Current Yankee Stadium

MOST HITS

Evan Longoria	83
Adam Jones	82
Nolan Markakis	78
Xander Bogaerts	77
Edwin Encarnación	68

MOST HR

José Bautista	19
Edwin Encarnación	18
Evan Longoria	16
David Ortiz	15
Victor Martinez	13
Rafael Devers	13

HIGHEST AVG. (min. 30AB)

Justin Morneau	.433 (26-for-60)
José Ramirez	.424 (42-for-99)
Pedro Ciriaco	.400 (12-for-30)
Dee Strange-Gordon	.389 (14-for-36)
Wilson Betemit	.386 (17-for-44)

Source: Baseball-Reference.com



NEW YORK METS



Citi Field (2009)

Pres., Baseball Ops: David Stearns
Manager: Carlos Mendoza

2024 Schedule

at New York-AL: at New York-NL:
July 23-24 June 25-26

YANKEES vs. NEW YORK METS

2023 vs. Mets	2-2
2023 at New York-AL	1-1
2023 at New York-NL	1-1

All-Time vs. Mets	80-62
All-Time at New York-AL	43-30
All-Time at New York-NL	37-32

at current Yankee Stadium	23-17
at original Yankee Stadium	20-13
at Citi Field (vs. the Mets)	20-16
at Shea Stadium	17-16

SERIES RESULTS, ALL TIME

Year	Home	Road	Total
2023	1-1	1-1	2-2
2022	2-0	0-2	2-2
2021	1-2	1-2	2-4
2020	3-2	0-1	3-3
2019	1-1	1-1	2-2
2018	1-2	2-1	3-3
2017	2-0	2-0	4-0
2016	1-1	1-1	2-2
2015	2-1	2-1	4-2
2014	0-2	2-0	2-2
2013	0-2	0-2	0-4
2012	3-0	2-1	5-1
2011	2-1	2-1	4-2
2010	2-1	1-2	3-3
2009	2-1	3-0	5-1
2008	0-3	2-1	2-4
2007	2-1	1-2	3-3
2006	2-1	1-2	3-3
2005	1-2	2-1	3-3
2004	2-1	0-3	2-4
2003	3-0	3-0	6-0
2002	2-1	1-2	3-3
2001	2-1	2-1	4-2
2000	2-1	2-1	4-2
1999	2-1	1-2	3-3
1998	---	2-1	2-1
1997	2-1	---	2-1
TOTAL	43-30	37-32	80-62

SERIES SWEEPS (MIN. 2G)

at New York-AL	
last by NYY	8/22-23/22 (2G)
last by NYM	5/12-13/14 (2G)
at New York-NL	
last by NYY	8/16-17/17 (2G)
last by NYM	7/26-27/22 (2G)

Due to the COVID-19 pandemic, the Yankees batted first in two of their home games vs. the Mets in 2020.

NYN SINGLE-GAME RECORDS

MOST RUNS
16 7/2/06 vs. NYM

MOST HITS
17 2x, last on 6/14/09 vs. NYM

MOST RUNS ALLOWED
15 6/27/08 vs. NYM-G1

MOST HITS ALLOWED
16 2x, last on 6/13/09 vs. NYM

LONGEST GAME
11 inn. ... 2x, last on 5/20/06 at NYM

LONGEST WINNING STREAKS

by NYN 7 games
(6/30/02-6/29/03)

by NYN at home 5 games
(5/21/11-6/10/12)

by NYN on road 4 games
(2x, 8/16/17-6/9/18;
6/26/09-5/21/10)

by NYM 6 games
(5/27/13-5/13/14)

by NYM at home 3 games
(4x, last 9/12/21-7/27/22)

by NYM on road 4 games
(5/29/13-5/13/14)

Due to Hurricane Irma, the Yankees-Rays series from 9/11-13/17 was relocated from Tropicana Field to Citi Field. The Yankees went 2-1.

Yankees-Mets All-Time Trades

Date	Transaction
6/15/66	Yankees acquired cash considerations from the Mets in exchange for RHP Bob Fried .
6/29/67	Yankees acquired cash considerations from the Mets in exchange for RHP Hal Reniff .
12/9/77	Yankees acquired INF Roy Staiger from the Mets for INF Sergio Ferrer .
8/20/79	Yankees acquired cash considerations from the Mets in exchange for RHP Ray Burris .
4/1/80	Yankees acquired 1B Marshall Brant from the Mets in exchange for cash considerations.
4/18/83	Yankees acquired LHP Steve Ray and INF Felix Perdomo from the Mets in exchange for INF Tucker Ashford .
12/11/87	Yankees acquired INF Rafael Santana and LHP Victor Garcia from the Mets in exchange for LHP Steve Frey , C Phil Lombardi and OF Darren Reed .
7/10/89	Yankees acquired OF Marcus Lawton from the Mets in exchange for RHP Scott Nielsen .

Date	Transaction
6/9/92	Yankees acquired RHP Tim Burke from the Mets in exchange for LHP Lee Guetterman .
9/17/93	Yankees acquired LHP Frank Tanana from the Mets in exchange for RHP Kenny Greer .
12/7/01	Yankees acquired INF Robin Ventura from the Mets in exchange for OF/DH David Justice .
7/16/03	Yankees acquired RHP Armando Benitez from the Mets for RHP Jason Anderson , RHP Anderson Garcia and RHP Ryan Bicondo .
12/3/04	Yankees acquired LHP Mike Stanton from the Mets for LHP Felix Heredia .
12/19/14	Yankees acquired RHP Gonzalez Germen from the Mets for cash considerations.
4/10/18	Yankees acquired INF/OF L.J. Mazzilli from the Mets for OF Kendall Coleman .
4/3/22	Yankees acquired RHP Miguel Castro from the Mets for LHP Joely Rodriguez .

Two-Stadium Doubleheaders

On three occasions, the Yankees and Mets have played two-stadium day-night doubleheaders. Each instance was precipitated by a rainout. According to the *Elias Sports Bureau*, the first occurrence in 2000 marked the first dual-venue doubleheader in the Majors since September 7, 1903, when the New York Giants and the Brooklyn Superbas (later called the Dodgers) faced off in Game 1 (Giants 6 - Brooklyn 4) at Washington Park in Brooklyn and Game 2 (Brooklyn 3 - Giants 0) at the Polo Grounds in Manhattan.

Date	Game	Stadium	Score	WP	LP	SV	Att.
7/8/00	Game 1	Shea Stadium	Yankees 4 - Mets 2	Gooden	Jones	Rivera	54,165
	Game 2	Orig. Yankee Stadium	Yankees 4 - Mets 2	Clemens	Rusch	Rivera	55,821
6/28/03	Game 1	Orig. Yankee Stadium	Yankees 7 - Mets 1	Clemens	Griffiths	None	55,343
	Game 2	Shea Stadium	Yankees 9 - Mets 8	Claussen	Glavine	Rivera	36,372
6/27/08	Game 1	Orig. Yankee Stadium	Mets 15 - Yankees 6	Pelfrey	Giese	None	54,978
	Game 2	Shea Stadium	Yankees 9 - Mets 0	Ponson	P. Martinez	None	56,308



Played for or Managed Yankees and Mets

Through the 2023 season, there have been 155 players to appear in at least one game for both the Yankees and Mets. The first was "Marvelous" Marv Throneberry, who broke in with the Yankees (1955, '58-59) before joining the Mets via a May 9, 1962 trade with Baltimore. The only other Yankee to play on the Mets in their inaugural 1962 season was Gene Woodling, who played six seasons in the Bronx from 1949-54, winning World Series championships in each of his first five seasons with the club. He was purchased by the Mets from Washington on June 15, 1962. There have been 34 players who have played on World Series-winning Yankees teams who have also appeared in at least one game for the Mets. Conversely, there have been nine World Series-winning Mets (1969-Swoboda; 1986-Elster, Gooden, Jefferson, Mazzilli, Ojeda, Orosco, Santana and Strawberry) to play for the Yankees at some point in their careers.



Dwight Gooden [L] and Darryl Strawberry [R] are the only players to be part of World Series-winning teams for both the Yankees and Mets. While each player won rings with the Mets in 1986, Gooden played on championship Yankees clubs in 1996 and 2000, and Strawberry was a member of Yankees World Series winners in 1996, '98 and '99.

*Indicates played for Yankees and Mets in same season (16 players).

Player	w/Yankees	w/Mets
David Aardsma	2012	2013
Bobby Abreu	2006-08	2014
Juan Acevedo	2003	1997
Jack Aker	1969-72	1974
Neil Allen	1985, '87-88	1979-83
Sandy Alomar	1974-76	1967
*Jason Anderson	2003, '05	2003
Tucker Ashford	1981	1983
Luis Avilán	2020	2019
Luis Ayala	2011	2008
Anthony Banda	2022	2021
Jacob Barnes	2022	2021
Carlos Beltrán	2014-16	2005-11
*Armando Benítez	2003	1999-2003
Yogi Berra	1946-63	1965
*Angel Berroa	2009	2009
Dellin Betances	2011, '13-19	2020-21
Daryl Boston	1994	1990-92
*Darren Bragg	2001	2001
Jay Bruce	2021	2016-18
*Tim Burke	1992	1991-92
*Ray Burris	1979	1979-80
Miguel Cairo	2004, '06-07	2005
John Candelaria	1988-89	1987
Robinson Canó	2005-13	2019-20, '22
Chris Capuano	2014-15	2011
Buddy Carlyle	2011	2014-15
Duke Carmel	1965	1963
Alberto Castillo	2002	1995-98
Miguel Castro	2022	2020-21
Rick Cerone	1980-84, '87, '90	1991
Tony Clark	2004	2003
Tyler Clippard	2007, '16-17	2015
Bartolo Colón	2011	2014-16
David Cone	1995-2000	1987-92, 2003
Billy Cowan	1969	1965
Ike Davis	2016	2010-14
Wilson Delgado	2000	2004
Octavio Dotel	2006	1999
Brandon Drury	2018	2021
Dock Ellis	1976-77	1979

Player	w/Yankees	w/Mets
Kevin Elster	1994-95	1986-92
Scott Erickson	2006	2004
Alvaro Espinoza	1988-91	1996
Kyle Farnsworth	2006-08	2014
Tony Fernández	1995	1993
Tim Foli	1984	1970-71, '78-79
Todd Frazier	2017	2018-20
*Bob Friend	1966	1966
Karim García	2002-03	2004
Rob Gardner	1970-72	1965-66
*Paul Gibson	1993-94, '96	1992-93
Jesse Gonder	1960-61	1963-65
Dwight Gooden	1996-97, 2000	1984-94
Curtis Granderson	2010-13	2014-17
*Lee Guetterman	1988-92	1992
Greg A. Harris	1994	1981
LaTroy Hawkins	2008	2013
Adeiny Hechavarría	2018	2019
Rickey Henderson	1985-89	1999-2000
Sean Henn	2005-07	2013
Félix Heredia	2003-04	2005
Orlando Hernández	1998-2002, '04	2006-07
Rich Hill	2014	2021
Keith Hughes	1987	1990
Ryota Igarashi	2012	2010-11
Stan Jefferson	1989	1986
Kelly Johnson	2014	2015-16
Lance Johnson	2000	1996-97
*Dave Kingman	1977	1975-77, '81-83
Brandon Knight	2001-02	2008
Aaron Laffey	2011	2013
Matt Lawton	2005	2001
Tim Leary	1990-92	1981, '83-84
Ricky Ledee	1998-2000	2006-07
Al Leiter	1987-89, 2005	1998-2004
Cory Lidle	2006	1997
Phil Linz	1962-65	1967-68
Graeme Lloyd	1996-98	2003
Tim Lincecum	2021-22	2023
Phil Lombardi	1986-87	1989
Terrence Long	2006	1999
Bob MacDonald	1995	1996
Elliott Maddox	1974-76	1978-80
*Josias Manzanillo	1995	1993-95, '99
Cameron Maybin	2019	2021
Lee Mazzilli	1982	1976-81, '86-89
Billy McKinney	2018, '23	2021
Doc Medich	1972-75	1977
Doug Mientkiewicz	2007	2005
Gustavo Molina	2011	2008
Dale Murray	1983-85	1978-79
Xavier Nady	2008-09	2006
C.J. Nitkowski	2004	2001
Eduardo Núñez	2010-13	2020
Darren O'Day	2021	2009
Bob Ojeda	1994	1986-90
John Olerud	2004	1997-99
Jesse Orosco	2003	1979, 81-87
Adam Ottavino	2019-20	2022-23
John Pacella	1982	1977, '79-80
Juan Padilla	2004	2005
Chan Ho Park	2010	2007
Andy Phillips	2004-07	2008
Lenny Randle	1979	1977-78
Willie Randolph	1976-88	1992
Jeff Reardon	1994	1979-81
Tim Redding	2005	2009
*Hal Reniff	1961-67	1967
Royce Ring	2010	2005-06
David Robertson	2008-14, '17-18	2023
Joely Rodríguez	2021	2022
Kenny Rogers	1996-97	1999
Gary Sánchez	2015-21	2023

List continued on next page



Player	w/Yankees	w/Mets
Rey Sanchez	1997, 2005	2003
Rafael Santana	1988	1984-87
Don Schulze	1989	1987
Gary Sheffield	2004-06	2009
Bill Short	1960	1968
Chasen Shreve	2015-18	2020, '22
Charley Smith	1967-68	1964-65
Shane Spencer	1998-2002	2004
Roy Staiger	1979	1975-77
Mike Stanton	1997-2002, 2005	2003-04
*Kelly Stinnett	2006	1994-95, 2006
Darryl Strawberry	1995-99	1983-90
Tom Sturdivant	1955-59	1964
Bill Sudakis	1974	1972
Anthony Swarzak	2016	2018
Ron Swoboda	1971-73	1965-70
Stephen Tarpley	2018-19	2021
*Frank Tanana	1993	1993
Tony Tarasco	1999	2002
Walt Terrell	1989	1982-84
Ralph Terry	1956-57, '59-64	1966-67
Ryan Thompson	2000	1992-95
Marv Throneberry	1955, '58-59	1962-63
Dick Tidrow	1974-79	1984
Mike Torrez	1977	1983-84
Bubba Trammell	2003	2000
Raul Valdes	2011	2010
Robin Ventura	2002-03	1999-2001
Jose Vizzaino	2000	1994-96
Neil Walker	2018	2016-17

Player	w/Yankees	w/Mets
Claudell Washington	1986-88, '90	1980
*Allen Watson	1999-2000	1999
David Weathers	1996-97	2002-04
Wally Whitehurst	1996	1989-92
Gerald Williams	1992-96, 2001-02	2004-05
Mason Williams	2015-17	2021
Justin Wilson	2015, '21	2019-20
Gene Woodling	1949-54	1962
*Chris Young	2014-15	2014
Eric Young Jr.	2016	2013-15
Todd Zeile	2003	2000-01, '04

Manager	w/Yankees	w/Mets
Yogi Berra	1964, '84-85	1972-75
Dallas Green	1989	1993-96
Buck Showalter	1992-95	2022-23
Casey Stengel	1949-60	1962-65
Joe Torre	1996-2007	1977-81

Players to Play for the Dodgers, Giants, Mets and Yankees

Three players have played for the four original New York clubs. They are listed below in order of accomplishing the feat.

Name	Dodgers	Giants	Mets	Yankees
Darryl Strawberry	1991-93	1994	1983-90	1995-99
Jose Vizzaino	1989-90, 98-00	1997, 2006	1994-96	2000
Ricky Ledee	2005-06	2004	2006-07	1998-2000

All-Time Results in Interleague Play

YEAR	ARI	ATL	CHC	CIN	COL	HOU	LAD	MIA	MIL	NYM	PHI	PIT	SD	SF	STL	WAS	TOTAL
2023	2-1	0-3	1-2	3-0	1-2	--	2-1	1-2	1-2	2-2	2-1	2-1	2-1	2-1	1-2	1-2	23-23
2022	--	--	3-0	1-2	--	--	--	--	1-2	2-2	--	3-1	--	--	0-3	--	10-10
2021	--	3-1	--	--	--	--	--	3-0	--	2-4	2-2	--	--	--	--	2-1	12-8
2020	--	2-2	--	--	--	--	--	1-2	--	3-3	2-2	--	--	--	--	2-1	10-10
2019	1-3	--	--	--	2-1	--	2-1	--	--	2-2	--	--	2-1	3-0	--	--	12-8
2018	--	2-1	--	--	--	--	--	2-2	--	3-3	2-1	--	--	--	--	2-2	11-9
2017	--	--	3-0	3-1	--	--	--	--	1-2	4-0	--	1-2	--	--	3-0	--	15-5
2016	1-2	--	--	--	1-3	--	1-2	--	--	2-2	--	--	1-2	2-1	--	--	8-12
2015	--	3-0	--	--	--	--	--	2-2	--	4-2	1-2	--	--	--	--	1-3	11-9
2014	--	--	3-1	3-0	--	--	--	--	1-2	2-2	--	2-1	--	--	2-1	--	13-7
2013	2-1	--	--	--	2-1	--	2-2	--	--	0-4	--	--	1-2	2-1	--	--	9-11
2012	--	4-2	--	1-2	--	--	--	--	--	5-1	--	--	--	--	--	3-0	13-5
2011	--	--	2-1	2-1	2-1	--	--	--	3-0	4-2	--	--	--	--	--	--	13-5
2010	2-1	--	--	--	--	3-0	2-1	--	--	3-3	1-2	--	--	--	--	--	11-7
2009	--	2-1	--	--	--	--	--	1-2	--	5-1	1-2	--	--	--	--	1-2	10-8
2008	--	--	--	1-2	--	3-0	--	--	--	2-4	--	1-2	3-0	--	--	--	10-8
2007	3-0	--	--	--	0-3	--	--	--	--	3-3	--	3-0	--	1-2	--	--	10-8
2006	--	2-1	--	--	--	--	--	2-1	--	3-3	2-1	--	--	--	--	1-2	10-8
2005	--	--	3-0	--	--	--	--	--	1-2	3-3	--	3-0	--	--	1-2	--	11-7
2004	2-1	--	--	--	3-0	--	1-2	--	--	2-4	--	--	2-1	--	--	--	10-8
2003	--	--	1-2	1-2	--	2-1	--	--	--	6-0	--	--	--	--	3-0	--	13-5
2002	2-1	--	--	--	2-1	--	--	--	--	3-3	--	--	2-1	2-1	--	--	11-7
2001	--	1-2	--	--	--	--	--	1-2	--	4-2	2-1	--	--	--	--	2-1	10-8
2000	--	2-1	--	--	--	--	--	1-1	--	4-2	2-1	--	--	--	--	2-1	11-6
1999	--	1-2	--	--	--	--	--	2-1	--	3-3	1-2	--	--	--	--	2-1	9-9
1998	--	3-1	--	--	--	--	--	3-0	--	2-1	3-0	--	--	--	--	2-1	13-3
1997	--	1-2	--	--	--	--	--	1-2	--	2-1	0-3	--	--	--	--	--	5-10
TOTALS	15-10	26-19	16-6	15-10	13-12	8-1	10-9	20-17	8-10	80-62	21-20	15-7	13-8	12-6	10-8	22-19	304-224

Milwaukee joined the National League in 1998 and Houston left the National League following the 2012 season. Nationals include Montreal Expos, 1997-2004 (9-6).



Most Recent Trades with Each Team

AMERICAN LEAGUE EAST

Baltimore (July 24, 2018): Yankees acquire LHP Zack Britton for RHP Dillon Tate, RHP Cody Carroll and LHP Josh Rogers.

Boston (Dec. 5, 2023): Yankees acquire OF Alex Verdugo for RHP Greg Weissert, RHP Richard Fitts and RHP Nicholas Judice.

Tampa Bay (March 30, 2023): Yankees acquire RHP Colten Brewer for cash considerations.

Toronto (Aug. 3, 2021): Yankees trade C Kellin Deglan.

AMERICAN LEAGUE CENTRAL

Chicago (Aug. 1, 2023): Yankees acquire RHP Keynan Middleton for minor league RHP Juan Carela.

Cleveland (Dec. 26, 2023): Yankees acquire RHP Cody Morris for OF Estevan Florial.

Detroit (Dec. 13, 2018): Yankees acquire OF Tyler Hill for cash considerations.

Kansas City (July 27, 2022): Yankees acquire OF Andrew Benintendi for RHP Chandler Champlain, LHP T.J. Sikkema and RHP Beck Way.

Minnesota (March 13, 2022): Yankees acquire INF Josh Donaldson, INF Isiah Kiner-Falefa and C Ben Rortvedt for C Gary Sánchez and INF Gio Urshela.

AMERICAN LEAGUE WEST

Houston (Nov. 17, 2016): Yankees acquire RHPs Albert Abreu and Jorge Guzman for C Brian McCann and cash considerations.

Los Angeles (July 14, 2022): Yankees acquire INF/OF Tyler Wade for a player to be named later or cash considerations.

Oakland (Aug. 1, 2022): Yankees acquire RHP Frankie Montas and RHP Lou Trivino for LHP JP Sears, INF Cooper Bowman, RHP Luis Medina and LHP Ken Waldichuk.

Seattle (Nov. 25, 2019): Yankees acquire international signing bonus pool money for LHP Nestor Cortes.

Texas (Aug. 1, 2023): Yankees acquire RHP Spencer Howard for cash considerations.

NATIONAL LEAGUE EAST

Atlanta (Dec. 28, 2023): Yankees acquire INF Caleb Durbin and RHP Indigo Diaz from the Atlanta Braves for LHP Lucas Luetge.

Miami (Jan. 15, 2020): Yankees acquire INF James Nelson and cash considerations for LHP Stephen Tarpley.

New York (April 3, 2022): Yankees acquire RHP Miguel Castro for LHP Joely Rodríguez.

Philadelphia (Nov. 19, 2021): Yankees acquire INF T.J. Rumfield and LHP Joel Valdez for RHP Nick Nelson and C Donny Sands.

Washington (April 23, 2018): Yankees acquire RHP A.J. Cole for cash considerations.

NATIONAL LEAGUE CENTRAL

Chicago (Aug. 1, 2022): Yankees acquire RHP Scott Effross for RHP Hayden Wesneski.

Cincinnati (June 3, 2022): Yankees acquire INF/OF Jake Bauers for cash considerations.

Milwaukee (Nov. 17, 2023): Yankees acquire OF Jace Avina and OF Brian Sánchez from the Milwaukee Brewers for INF/OF Jake Bauers.

Pittsburgh (Dec. 14, 2023): Yankees acquire international signing money for OF Billy McKinney.

St. Louis (Aug. 2, 2022): Yankees acquire OF Harrison Bader and a player to be named later or cash considerations for LHP Jordan Montgomery.

NATIONAL LEAGUE WEST

Arizona (July 1, 2021): Yankees acquire OF Tim Lockett for RHP Keegan Curtis.

Colorado (July 31, 2019): Yankees acquire LHP Alfredo Garcia for RHP Joseph Harvey.

Los Angeles (Feb. 5, 2024): Yankees acquire LHP Caleb Ferguson for LHP Matt Gage and RHP Christian Zazueta.

San Diego (Dec. 6, 2023): Yankees acquire OF Juan Soto and OF Trent Grisham for RHP Michael King, C Kyle Higashioka, RHP Jhony Brito, RHP Randy Vásquez and RHP Drew Thorpe.

San Francisco (April 27, 2021): Yankees acquire LHP Wandy Peralta and a player to be named later (INF Connor Cannon) for OF Mike Tauchman.

**as of 2/5/24*



All-Time Results by Year vs. AL

YEAR	BAL	BOS	CWS	CLE	DET	HOU	KC	LAA	MIL	MIN	OAK	SEA	TB	TEX	TOR
2023	6-7	4-9	2-4	4-2	5-2	5-2	4-2	2-4	*1-2	3-4	5-1	4-2	5-8	3-4	7-6
2022	12-7	13-6	4-3	5-1	5-1	2-5	6-1	4-2	*1-2	5-2	5-2	2-4	11-8	4-3	11-8
2021	11-8	9-10	5-1	4-3	3-3	4-2	4-2	3-4	-	6-1	4-3	5-2	8-11	6-1	8-11
2020	7-3	9-1	-	-	-	-	-	-	-	-	-	-	2-8	-	5-5
2019	17-2	14-5	3-4	3-4	3-3	3-4	5-2	5-2	-	4-2	2-4	6-1	12-7	3-3	11-8
2018	12-7	9-10	4-2	5-2	4-3	5-2	5-2	5-1	-	5-2	3-3	5-1	10-9	4-3	13-6
2017	12-7	11-8	4-3	2-5	3-3	2-5	2-4	5-2	*1-2	4-2	2-5	5-2	12-7	3-3	9-10
2016	9-10	8-11	3-3	5-2	3-3	4-2	5-2	6-1	-	5-2	4-3	3-3	11-8	3-4	7-12
2015	9-10	11-8	5-2	2-5	5-2	3-4	4-2	4-2	-	5-1	3-4	5-1	12-7	2-5	6-13
2014	6-13	12-7	5-2	3-4	4-3	2-4	3-4	4-2	*1-2	4-3	2-4	3-3	8-11	4-3	11-8
2013	10-9	6-13	3-3	6-1	3-3	5-1	5-2	4-3	-	5-2	1-5	4-3	7-12	3-4	14-5
2012	9-9	13-5	2-5	5-1	6-4	-	4-3	5-4	-	4-3	5-5	6-3	8-10	4-3	11-7
2011	13-5	6-12	6-2	4-3	3-4	-	3-3	5-4	*3-0	6-2	6-3	5-4	9-9	7-2	11-7
2010	13-5	9-9	4-2	6-2	4-4	*3-0	5-3	4-4	-	4-2	9-1	6-4	8-10	4-4	8-10
2009	13-5	9-9	4-3	5-3	5-1	-	4-2	5-5	-	7-0	7-2	6-4	11-7	5-4	12-6
2008	11-7	9-9	5-2	3-4	2-4	*3-0	5-5	3-7	-	6-4	5-1	7-2	11-7	3-4	9-9
2007	9-9	10-8	6-4	6-0	4-4	-	9-1	3-6	-	5-2	2-4	5-5	10-8	5-1	10-8
2006	12-7	11-8	4-2	4-3	5-2	-	7-2	4-6	-	3-3	3-6	3-3	13-5	8-2	10-8
2005	11-7	10-9	3-3	4-3	5-1	-	3-3	4-6	*1-2	3-3	7-2	7-3	8-11	7-3	12-6
2004	14-5	8-11	4-3	4-2	3-4	-	5-1	4-5	-	4-2	7-2	6-3	15-4	5-4	12-7
2003	13-6	10-9	2-4	5-2	5-1	*2-1	4-2	6-3	-	7-0	3-6	5-4	14-5	4-5	10-9
2002	13-6	10-9	4-2	6-3	8-1	-	5-1	4-3	-	6-0	5-4	4-5	13-5	4-3	10-9
2001	13-5	13-5	5-1	5-4	5-4	-	6-0	3-4	-	2-4	3-6	3-6	13-6	3-4	11-8
2000	7-5	7-6	4-8	5-5	4-8	-	8-2	5-5	-	5-5	6-3	4-6	6-6	10-2	5-7
1999	9-4	4-8	7-5	7-3	7-5	-	4-5	4-6	-	6-4	6-4	9-1	8-4	8-4	10-2
1998	9-3	7-5	7-4	7-4	8-3	-	10-0	5-6	-	7-4	8-3	8-3	11-1	8-3	6-6
1997	4-8	8-4	9-2	6-5	10-2	-	8-3	7-4	7-4	8-3	6-5	4-7	-	7-4	7-5
1996	10-3	6-7	7-6	9-3	8-5	-	8-4	6-7	6-6	7-5	9-3	3-9	-	5-7	8-5
1995	7-6	8-5	2-3	6-6	8-5	-	7-3	5-7	6-5	4-3	4-9	4-9	-	6-3	12-1
1994	6-4	7-3	2-4	9-0	3-3	-	2-4	8-4	7-2	5-4	7-5	8-4	-	3-2	3-4
1993	7-6	7-6	8-4	7-6	9-4	-	6-6	6-6	9-4	8-4	6-6	7-5	-	3-9	5-8
1992	8-5	6-7	4-8	6-7	8-5	-	7-5	5-7	7-6	5-7	6-6	6-6	-	6-6	2-11
1991	8-5	7-6	4-8	7-6	5-8	-	5-7	6-6	7-6	2-10	6-6	3-9	-	5-7	6-7
1990	7-6	4-9	2-10	8-5	6-7	-	4-8	6-6	7-6	6-6	0-12	9-3	-	3-9	5-8
1989	5-8	6-7	6-5	4-9	7-6	-	6-6	6-6	5-8	6-6	3-9	8-4	-	5-7	7-6
1988	10-3	4-9	9-3	7-6	5-8	-	6-6	6-6	7-6	9-3	6-6	5-7	-	5-6	6-7
1987	10-3	6-7	7-5	7-6	8-5	-	7-5	9-3	6-7	6-6	5-7	7-5	-	5-7	6-7
1986	8-5	8-5	6-6	8-5	7-6	-	8-4	5-7	5-8	8-4	5-7	8-4	-	7-5	7-6
1985	12-1	8-5	6-6	7-6	3-9	-	7-5	9-3	6-7	9-3	7-5	9-3	-	8-4	6-7
1984	8-5	6-7	5-7	11-2	6-7	-	7-5	4-8	7-6	4-8	8-4	7-5	-	6-6	8-5
1983	7-6	6-7	4-8	7-6	8-5	-	6-6	7-5	9-4	8-4	8-4	7-5	-	7-5	7-6
1982	2-11	6-7	4-8	9-4	5-8	-	7-5	5-7	5-8	10-2	7-5	6-6	-	7-5	6-7
1981	6-7	3-3	7-5	5-7	7-3	-	10-2	2-2	3-3	3-3	4-3	2-3	-	5-4	2-3
1980	6-7	10-3	7-5	8-5	8-5	-	4-8	10-2	8-5	8-4	8-4	9-3	-	7-5	10-3
1979	6-5	8-5	8-4	8-5	6-7	-	7-5	5-7	4-9	5-7	9-3	6-6	-	8-4	9-4
1978	9-6	9-7	9-1	9-6	11-4	-	5-6	5-5	5-10	7-3	8-2	6-5	-	6-4	11-4
1977	7-8	7-8	7-3	12-3	9-6	-	5-5	7-4	7-8	8-2	9-2	6-4	-	7-3	9-6
1976	5-13	11-7	11-1	12-4	8-9	-	5-7	7-5	13-5	10-2	6-6	-	-	9-3	-
1975	10-8	5-11	6-6	9-9	12-6	-	5-7	5-7	9-9	8-4	6-6	-	-	8-4	-
1974	7-11	7-11	8-4	11-7	7-11	-	8-4	9-3	9-9	8-4	7-5	-	-	8-4	-
1973	9-9	4-14	4-8	11-7	11-7	-	6-6	6-6	8-10	9-3	4-8	-	-	8-4	-
1972	6-7	9-9	5-7	11-7	9-7	-	5-7	8-4	9-9	6-6	3-9	-	-	8-4	-
1971	7-11	11-7	7-5	10-8	8-10	-	7-5	6-6	10-2	4-8	5-7	-	-	7-11	-
1970	7-11	8-10	7-5	10-8	11-7	-	11-1	7-5	9-3	7-5	6-6	-	-	10-8	-
1969	7-11	7-11	9-3	8-9	8-10	-	7-5	9-3	7-5	2-10	6-6	-	-	10-8	-
1968	5-13	8-10	12-6	8-10	8-10	-	-	12-6	-	6-12	10-8	-	-	14-4	-
1967	5-13	6-12	6-12	9-9	8-10	-	-	9-9	-	6-12	11-7	-	-	12-6	-
1966	3-15	10-8	9-9	6-12	7-11	-	-	7-11	-	10-8	13-5	-	-	5-10	-
1965	5-13	9-9	10-8	6-12	8-10	-	-	12-6	-	5-13	11-7	-	-	11-7	-
1964	8-10	9-9	12-6	15-3	10-8	-	-	11-7	-	10-8	12-6	-	-	12-6	-
1963	11-7	12-6	10-8	11-7	10-8	-	-	13-5	-	11-6	12-6	-	-	14-4	-
1962	7-11	12-6	10-8	7-11	11-7	-	-	10-8	-	11-7	13-5	-	-	15-3	-
1961	9-9	13-5	12-6	14-4	10-8	-	-	12-6	-	14-4	14-4	-	-	11-7	-
1960	13-9	15-7	12-10	16-6	14-8	-	-	-	-	12-10	15-7	-	-	-	-
1959	10-12	9-13	9-13	11-11	8-14	-	-	-	-	15-7	17-5	-	-	-	-
1958	14-8	13-9	15-7	15-7	10-12	-	-	-	-	12-10	13-9	-	-	-	-
1957	13-9	14-8	14-8	13-9	12-10	-	-	-	-	13-9	19-3	-	-	-	-
1956	13-9	14-8	13-9	12-10	10-12	-	-	-	-	17-5	18-4	-	-	-	-
1955	19-3	14-8	11-11	9-13	12-10	-	-	-	-	16-6	15-7	-	-	-	-



All-Time Results by Year vs. AL

YEAR	BAL	BOS	CWS	CLE	DET	HOU	KC	LAA	MIL	MIN	OAK	SEA	TB	TEX	TOR
1954	17-5	13-9	15-7	11-11	16-6	-	-	-	-	13-9	18-4	-	-	-	-
1953	17-5	11-10	13-9	11-11	16-6	-	-	-	-	14-6	17-5	-	-	-	-
1952	14-8	14-8	14-8	12-10	13-9	-	-	-	-	15-7	13-9	-	-	-	-
1951	17-5	11-11	14-8	15-7	12-10	-	-	-	-	16-6	13-9	-	-	-	-
1950	17-5	13-9	14-8	14-8	11-11	-	-	-	-	14-8	15-7	-	-	-	-
1949	17-5	13-9	15-7	12-10	11-11	-	-	-	-	15-7	14-8	-	-	-	-
1948	16-6	8-14	16-6	12-10	13-9	-	-	-	-	17-5	12-10	-	-	-	-
1947	15-7	13-9	12-10	15-7	14-8	-	-	-	-	15-7	13-9	-	-	-	-
1946	14-8	8-14	14-8	12-10	9-13	-	-	-	-	14-8	16-6	-	-	-	-
1945	7-15	16-6	12-9	9-12	7-15	-	-	-	-	14-8	16-6	-	-	-	-
1944	10-12	11-11	12-10	14-8	8-14	-	-	-	-	15-7	13-9	-	-	-	-
1943	17-5	17-5	12-10	13-9	12-10	-	-	-	-	11-11	16-6	-	-	-	-
1942	15-7	10-12	15-7	15-7	15-7	-	-	-	-	17-5	16-6	-	-	-	-
1941	18-4	13-9	14-8	15-7	11-11	-	-	-	-	16-6	14-8	-	-	-	-
1940	14-8	13-9	11-11	12-10	8-14	-	-	-	-	17-5	13-9	-	-	-	-
1939	19-3	8-11	18-4	15-7	13-9	-	-	-	-	15-7	18-4	-	-	-	-
1938	15-7	11-11	14-8	13-8	14-8	-	-	-	-	16-6	16-5	-	-	-	-
1937	16-6	15-7	13-9	15-7	13-9	-	-	-	-	16-6	14-8	-	-	-	-
1936	14-8	15-7	14-7	16-6	14-8	-	-	-	-	13-9	16-6	-	-	-	-
1935	12-10	12-9	11-9	14-8	11-11	-	-	-	-	15-7	14-6	-	-	-	-
1934	17-5	12-10	17-5	11-11	10-12	-	-	-	-	12-10	15-7	-	-	-	-
1933	14-7	14-8	15-7	13-7	15-7	-	-	-	-	8-14	12-9	-	-	-	-
1932	16-6	17-5	17-5	15-7	17-5	-	-	-	-	11-11	14-8	-	-	-	-
1931	16-6	16-6	15-6	9-13	14-8	-	-	-	-	13-9	11-11	-	-	-	-
1930	16-6	16-6	14-8	12-10	13-9	-	-	-	-	5-17	10-12	-	-	-	-
1929	14-8	17-5	16-6	8-14	13-9	-	-	-	-	12-10	8-14	-	-	-	-
1928	12-10	16-6	13-9	16-6	15-7	-	-	-	-	13-9	16-6	-	-	-	-
1927	21-1	18-4	17-5	12-10	14-8	-	-	-	-	14-8	14-8	-	-	-	-
1926	16-6	17-5	14-8	11-11	12-10	-	-	-	-	12-10	9-13	-	-	-	-
1925	11-11	13-9	9-13	12-10	8-14	-	-	-	-	7-15	9-13	-	-	-	-
1924	12-10	17-5	16-6	14-8	9-13	-	-	-	-	9-13	12-8	-	-	-	-
1923	15-5	14-8	15-7	10-12	12-10	-	-	-	-	16-6	16-6	-	-	-	-
1922	14-8	9-13	13-9	15-7	11-11	-	-	-	-	15-7	17-5	-	-	-	-
1921	13-9	15-7	9-13	14-8	17-5	-	-	-	-	13-8	17-5	-	-	-	-
1920	12-10	13-9	12-10	13-9	15-7	-	-	-	-	11-11	19-3	-	-	-	-
1919	12-8	9-10	8-12	7-13	12-8	-	-	-	-	14-6	18-2	-	-	-	-
1918	10-10	11-6	6-12	7-11	10-9	-	-	-	-	8-11	8-4	-	-	-	-
1917	13-9	9-13	10-12	7-15	9-13	-	-	-	-	8-13	15-7	-	-	-	-
1916	9-13	11-11	12-10	10-12	8-14	-	-	-	-	15-7	15-7	-	-	-	-
1915	12-10	12-10	7-15	13-9	5-17	-	-	-	-	9-13	11-9	-	-	-	-
1914	11-11	11-11	10-12	14-8	9-13	-	-	-	-	7-15	8-14	-	-	-	-
1913	11-11	6-14	10-11	8-14	11-11	-	-	-	-	6-16	5-17	-	-	-	-
1912	13-9	2-19	9-13	8-13	6-16	-	-	-	-	7-15	5-17	-	-	-	-
1911	16-5	10-12	9-13	8-14	15-7	-	-	-	-	12-10	6-15	-	-	-	-
1910	16-6	13-9	13-8	13-8	9-13	-	-	-	-	15-7	9-12	-	-	-	-
1909	13-8	9-13	8-14	14-8	8-14	-	-	-	-	14-6	8-14	-	-	-	-
1908	5-17	10-12	6-16	6-16	7-15	-	-	-	-	9-13	8-14	-	-	-	-
1907	8-14	12-8	10-12	7-15	8-13	-	-	-	-	15-7	10-9	-	-	-	-
1906	13-8	17-5	10-12	11-10	11-11	-	-	-	-	15-7	13-8	-	-	-	-
1905	15-7	8-13	7-15	10-12	8-13	-	-	-	-	15-7	8-11	-	-	-	-
1904	16-6	10-12	10-12	11-9	15-7	-	-	-	-	18-4	12-9	-	-	-	-
1903	15-5	7-13	11-7	6-14	9-10	-	-	-	-	14-5	10-8	-	-	-	-
TOTALS	1354-915	1238-1022	1081-834	1119-879	1067-937	43-32	314-204	375-308	215-190	1139-775	1145-780	256-190	256-194	403-286	391-321

*Interleague Play; Houston joined the AL in 2013 and Milwaukee played its last season in the AL in 1997.

Orioles include St. Louis Browns, 1903-1953 (711-399). Brewers include Seattle Pilots, 1969 (7-5). Twins include original Washington Senators, 1903-1960 (755-507). A's include Philadelphia A's, 1903-1954 (665-445) and Kansas City A's, 1955-1967 (183-75). Rangers include Washington Senators, 1961-1971 (121-74).

Only faced the AL East in 2020 due to the COVID-19 pandemic.





**When you need a law firm
to hit it out of the park for you...**

Look no further than Weitz & Luxenberg!

For over three decades, we have represented the interests of thousands of New Yorkers, injured or harmed by toxic Asbestos, defective products or medicines, corporate malfeasance, general negligence, environmental pollution or consumer fraud. We would be honored to discuss your potential case with you – in the strictest of confidence. Our nearly 100 attorneys and 400 support professionals stand ready to assist you in your hour of need.

For a complimentary consultation please call us at 888-411-LAWS, or email us at info@weitzlux.com.

WEITZ & LUXENBERG PC

700 BROADWAY | NEW YORK, NY 10003 | BRANCH OFFICES IN NJ, CA & MI

888-411-LAWS

www.WeitzLux.com

**ASBESTOS INJURIES/MESOTHELIOMA | DEFECTIVE DRUGS & MEDICATIONS | ENVIRONMENTAL POLLUTION
CONSUMER FRAUD | GENERAL NEGLIGENCE/PERSONAL INJURY | MEDICAL MALPRACTICE**

Attorney Advertising. Prior results do not guarantee a similar outcome.



History & Records

Derek Jeter [R] greets Manager Joe Torre at home plate during pregame introductions prior to Game 3 of the 1999 World Series at Yankee Stadium. This year marks the 25th anniversary of that season, which marked Jeter's best statistical performance, as he notched career highs with a .349 batting average, 219 hits, 134 runs scored, 9 triples, 24 home runs, 102 RBI, 91 walks, .438 on-base percentage, .552 slugging percentage, .989 OPS and 8.0 WAR (per Baseball Reference) and led the Majors in hits, overall WAR and offensive WAR (9.1). In the postseason, the Yankees go 11-1 and sweep the Atlanta Braves in the Fall Classic for the second of three consecutive World Series championships.

History of the New York Yankees



The Yankees are baseball's most storied franchise. With 27 World Championships and 40 American League pennants, the club stands alone in both categories.

The team's glorious history has surprisingly humble origins at the start of the previous century, when the upstart American League declared itself a Major League following the 1900 season. At that time, the league sought to place a team in New York for the 1901 campaign. But due to the political strength of the National League's New York Giants, the American League instead put a team in Baltimore, calling it the Orioles, with the hope of establishing a team in New York as soon as possible.

Managed by John McGraw, the 1901 Orioles finished 68-65 and failed to draw substantial crowds. The following season, McGraw, uncertain about the club's future, precipitated a midseason release from his contract. He immediately teamed with Giants owner Andrew Freedman and Cincinnati Reds owner John T. Brush, helping them acquire a majority interest in the Orioles. With control of Baltimore's players, the pair of owners decimated the squad, divvying up the players between them. On July 17, 1902, the Baltimore Orioles were left with five players on their roster and were forced to forfeit their game against the St. Louis Browns. The American League quickly stepped in and lent Baltimore players from other teams so they could finish the season.

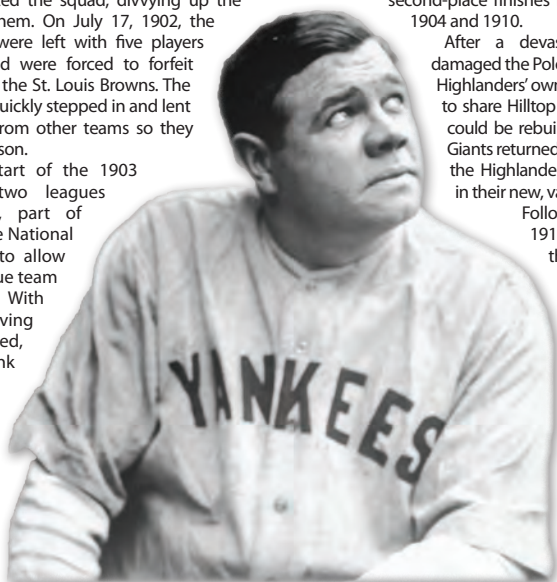
Prior to the start of the 1903 campaign, the two leagues reached a truce, part of which involved the National League agreeing to allow an American League team in New York City. With the Orioles having been dissolved, saloon owner Frank Farrell and ex-New York chief of police Bill Devery were awarded the right to establish a new franchise in New York for \$18,000.

New York's American League entry was the city's third Major League team, joining the Giants and Brooklyn Dodgers of the National League. The new club played its home games at American League Park, a hastily constructed all-wooden structure at 168th Street and Broadway in Manhattan. Because the site was one of the highest spots in the borough, the team was commonly called the "Hilltoppers" or "Highlanders" and their home field "Hilltop Park." The club played its inaugural game on April 22, 1903, at Washington, losing, 3-1, to the Senators. The next day, they defeated the Senators, 7-2, recording the very first win in franchise history.

Led by future Hall of Famers Jack Chesbro, Clark Griffith and Wee Willie Keeler, the 1903 Highlanders finished with a 72-62 record, 17.0 games out of first place. The club nearly captured the American League pennant in 1904—finishing 1.5 games behind the Boston Americans (later known as the Red Sox)—as Chesbro went 41-12 with a 1.82 ERA in 454.2 innings pitched, setting a modern era (since 1900) record with his win total. That season marked the first of three second-place finishes for the club between 1904 and 1910.

After a devastating fire severely damaged the Polo Grounds in 1911, the Highlanders' owners invited the Giants to share Hilltop Park until their home could be rebuilt. Two years later, the Giants returned the favor and allowed the Highlanders to become tenants in their new, vastly superior facility.

Following the move in 1913, newspapers and the public increasingly referred to the club as the "Yankees," which first appeared in the press in 1904. While no official announcement was ever made to formally establish the team's nickname, 1913 is considered the year that "Yankees" became the team's principal moniker.





Manager Miller Huggins [L] led the Yankees to three World Series championships and six American League pennants after being hired by owner Jacob Ruppert [R] in 1918.

From 1911 to 1919, the Yankees won as many as 80 games in a season only twice. However, three key moves—the January 1915 purchase of the ballclub by Colonel Jacob Ruppert and Colonel Tillinghast L’Hommedieu Huston, the 1918 hiring of Manager Miller Huggins by Ruppert (without Huston’s blessing) and the 1919 midseason trade for right-handed pitcher Carl Mays (26 wins in 1920 and 27 wins in 1921)—set the stage for the greatest course-altering transaction in baseball history, when on January 5, 1920, the Yankees completed the purchase of the contract of George Herman “Babe” Ruth from the Boston Red Sox for \$100,000 plus interest along with a reported \$300,000 personal loan against the mortgage on Fenway Park.

Ruth’s impact was immediate. The Yankees won 95 games in 1920, their highest victory total up to that point, then captured their first AL pennant a year later. With the Babe hitting 54 home runs in 1920—more than any other *team* in the American League—Yankees attendance at the Polo Grounds doubled to 1,289,422. In 1921, the Giants, being outdrawn in their own park, asked the Yankees to vacate the Polo Grounds as soon as possible. Now bitter rivals, the two teams squared off in the World Series in 1921 and 1922 with the Giants winning on both occasions.

Though he came up on the wrong end in both Series, Yankees pitcher (and 1969 Hall of Fame inductee) Waite Hoyt allowed just one earned run over 35.0 combined innings over the two Fall Classics. Remarkably, he went 2-2 in his five appearances (four starts), including a 1-0, Series-clinching loss (on an unearned run) in Game 8 of the 1921 best-of-nine championship.

With their departure from the Polo Grounds inevitable, the Yankees’ owners set out to build a ballpark of their own. Designed to be baseball’s first triple-decked structure with an advertised capacity of 70,000, it would be the first baseball facility to be called a “stadium” at its inaugural opening.

The team’s upcoming success was masterminded by business manager and future Hall of Famer Ed Barrow, whose responsibilities from 1921 through 1945 included both player personnel and the club’s finances. He developed a fantastic relationship with Huggins from the outset and brought in Paul Krichell, who not only developed the Yankees scouting department but personally signed Lou Gehrig, Phil Rizzuto and Whitey Ford to their first Yankees contracts.

Construction on the original Yankee Stadium began on May 5, 1922, and in only 284 working days, it was ready for its inaugural game on April 18, 1923, against the Boston Red Sox. An announced crowd of 74,200 fans packed the Stadium for a glimpse of Baseball’s grandest facility while thousands milled around outside after the fire department finally ordered the gates closed. Appropriately, Ruth christened the Stadium with a three-run homer to cap a four-run third inning as the Yankees, behind starter Bob Shawkey, won, 4-1.

Playing in their new stadium, dubbed “The House that Ruth Built” by *New York Telegram* sportswriter Fred Lieb, the Yankees won the American League by 16.0 games in 1923, using just eight pitchers all season. Each of their five starting pitchers—Shawkey, Hoyt, Joe Bush, “Sad” Sam Jones and Herb Pennock—won at least 16 games. In October, the Stadium hosted the first of 37 World Series at the structure, and the Yankees won the first World Championship in franchise history, defeating their former landlord, the Giants, in six games.

Less than two seasons later, one of the greatest players in franchise history was given his chance to crack the lineup. On June 1, 1925, in a 5-3 loss vs. Washington, Huggins called upon Gehrig, a 21-year-old first baseman with 34 career games to his name, to pinch-hit for light-hitting shortstop Paul “Pee Wee” Wanninger. It would mark the first of 2,130 consecutive games played by the “Iron Horse,” who replaced Wally Pipp as the Yankees’ starting first baseman the very next day. The story of Gehrig replacing Pipp because of a headache is a myth. Pipp, who led the AL in homers in 1916 and 1917 and was an integral part of the Yankees’ World Series clubs from 1921-23, had a poor start to the season, and Manager Miller Huggins wanted to see what the younger, much-heralded Gehrig could do.

After the Yankees suffered a tough loss to the St. Louis Cardinals in the 1926 World Series (which famously ended with Babe Ruth making the final out in Game 7 while trying to steal second base), the Yankees rolled to World Championships in both 1927 and 1928, sweeping the Pittsburgh Pirates and St. Louis Cardinals, respectively. The 1927 club, known as “Murderers’ Row,” is often the yardstick by which team greatness is measured. During that season, Ruth broke his own single-season home run record (previously 59

in 1921) with his 60th on September 30, 1927, off Washington’s Tom Zachary. Gehrig also added 47 homers and 173 RBI.

In his 15 seasons in pinstripes from 1920-34, Ruth helped establish a winning tradition with seven American League pennants and four World Championships. He finished his unparalleled career with 714 home runs (including 49 with



Lou Gehrig

the Red Sox from 1914-19 and six with the Boston Braves in 1935). He also tallied 12 American League home run titles and six RBI crowns, including five seasons with more than 150 RBI. A charter member of Baseball's Hall of Fame, he remains widely regarded as the greatest player of all time.

Throughout Ruth's time in pinstripes, he often overshadowed the soft-spoken, Manhattan-born Gehrig, who posted incredible numbers in his own right. From 1926 through 1938, Gehrig drove in at least 112 runs each season. A player on seven World Championship clubs (1927-28, 1932, 1936-39) and a major contributor to the first six, he finished with a .340 lifetime batting average and 493 career home runs in just 8,001 at-bats. He was the AL's starting first baseman in each of the first five Major League Baseball All-Star Games, and in 1934, became the first of two Yankees in franchise history (also Mickey Mantle in 1956) to win the Triple Crown, hitting .363 with a career-high-tying 49 homers and 166 RBI. He also still holds the American League record for RBI in a single season with 184 in 1931.

After the 1934 season, Ruth's last in New York, the Yankees purchased the contract of a budding star named Joe DiMaggio from the San Francisco Seals of the Pacific Coast League. Two years later, DiMaggio made his debut in pinstripes and helped the Yankees to an incredible string of four consecutive World Championships under Manager Joe McCarthy from 1936 through 1939. The 1930s also produced one of the game's greatest lefty-righty pitching combinations in future Hall of Famers Lefty Gomez and Red Ruffing. A four-time 20-game winner—including 24-7 in 1932 and 26-5 in 1934—Gomez posted a 6-0 record in five World Series. Ruffing, who was acquired on May 6, 1930, from Boston for outfielder Cedric Durst and \$50,000, had been 39-96 with the Red Sox since his 1924 rookie season. After coming to the Yankees, however, he built his Cooperstown credentials, going 231-124 in pinstripes while posting 20, 20, 21 and 21 wins on the four World Championship clubs from 1936 through 1939. He was also an exceptionally good hitter for a pitcher, totaling 36 career home runs and a .269 lifetime batting average.

From 1931 through part of the 1946 season, the Yankees were led by McCarthy, who compiled a Yankees-record 1,460 wins in his time at the helm. Having also spent time leading the Chicago Cubs (1926-30) and Boston Red Sox (1948-50), he is eighth on the all-time managerial wins list with 2,125 victories. With the Yankees, he reached eight World Series (1932, 1936-39, 1941-43), winning a World Championship in all but one—the 1942 Fall Classic against St. Louis.

Sadly, in 1939, Gehrig was diagnosed with a crippling disease, eventually determined to be amyotrophic lateral sclerosis (ALS), and his streak of playing in 2,130 consecutive games came to an end. On May 2, he took himself out of the lineup prior to the Yankees' 22-2 win at Detroit. He never played in a Major League game again.

On July 4 of the same season, the Yankees honored their captain with an emotional Lou Gehrig Appreciation Day at Yankee Stadium, and on Jan. 6, 1940, team president Ed Barrow announced that his No. 4 would become the first-ever retired number in baseball. Gehrig passed away from the effects of ALS on June 2, 1941.


DiMaggio became the pillar of the next generation of Yankees champions. In his 13 seasons in pinstripes (1936-42 and '46-51), DiMaggio made the AL All-Star team every year, and his club played in the World Series in all but three years (1940, '46, '48), winning nine World Series titles. Along the way, he tallied three AL MVP Awards (1939, '41, '47) and batted .325 over his career, marking the third-highest average in franchise history. The legendary "Yankee Clipper" compiled one of the game's most remarkable records in 1941, when he hit safely in an all-time-best 56 consecutive games.

DiMaggio's retirement after the 1951 season at the age of 37 was made easier by the emergence of Mickey Mantle, who played side-by-side with DiMaggio in the outfield in the Yankee Clipper's final campaign. With contributions from future Hall of Famers Yogi Berra, Whitey Ford and Phil Rizzuto, the Yankees were nearly unstoppable from the late 1940s through the early 1960s. Manager Casey Stengel sublimely handled the Yankees juggernaut following his surprising appointment prior to the 1949 season, as the club marched to an all-time record five consecutive World Series titles from 1949 through 1953.

His emphasis on platooning players (often to their chagrin) allowed him to exploit matchups in a way not emphasized at that time. Nicknamed "The Old Perffessor," with a vernacular called "Stengelse," he remains one of the most colorful personalities in the game's history.

In 12 seasons as manager of the Yankees, Stengel brought his club to the World Series 10 times, winning on seven occasions (also 1956 and 1958).

His staff during the remarkable five-year run of championships was anchored by a trio of starters who each pitched eight seasons with the Yankees and combined for 10 All-Star appearances while with the club. Allie Reynolds, known as "Superchief," went 131-60 with a 3.31 ERA in 295 games (209 starts) from 1947-54, after being acquired from Cleveland in exchange for fellow Hall of Famer Joe Gordon. Reynolds also finished 70 regular season games for the Yankees in an era before the save was an official statistic. The No. 2 starter, Vic Raschi, broke into the Majors at age 27 and didn't become a full member of the Yankees rotation until the second half of the 1947 season. He won exactly 21 games in each of three consecutive years from 1949-51 and tallied a .706 winning percentage (120-50) and 3.47 ERA with



Joe DiMaggio



Lefty Gomez





Mickey Mantle [L] and Roger Maris

the club from 1946-1953. The least-heralded of the three, "Steady" Eddie Lopat, went 113-59 with a 3.19 ERA with the Yankees from 1948-1955, including an AL-leading 2.43 ERA in 1953.

For all of the great players of the 1950s and early 60s, Mantle overshadowed everyone. He would achieve greatness despite suffering from osteomyelitis (a painful inflammatory bone disease) and numerous other injuries. A powerful switch-hitter, he belted 536 home runs, collected 2,415 hits and batted .300 or higher 10 times in an 18-year career. In his first 14 seasons in pinstripes (1951-64), the Yankees missed the World Series only twice (1954 and 1959) and won the Fall Classic seven times. With his .353 batting average, 52 homers and 130 RBI in 1956, he remains the last Yankees player to win the Triple Crown.

Ford, who played his whole career in pinstripes, is the Yankees' all-time wins leader. Known as the "Chairman of the Board," he posted a lifetime record of 236-106 (.690), giving him the third-best career winning pct. of any pitcher with 100-or-more decisions who started his career in the modern era (since 1900), trailing only career-Yankee Spud Chandler (.717, 109-43, from 1937-47) and Clayton Kershaw (.694, 197-87). Ford, the 1961 Cy Young Award winner, paced the AL in victories three times and in ERA and shutouts twice. The diminutive, New York City native still holds many World Series records, including those for wins (10), consecutive scoreless IP (33.0) and strikeouts (94).

The heart of the Yankees for 18 seasons, Berra played on 14 pennant winners and 10 World Championship teams—a record number for any individual player in MLB history. He is one of only 10 players in Major League history to win three MVP Awards and was selected to the All-Star team in every season from 1948 through 1962. Incredibly, he led the Yankees in RBI every season from 1949-55, had more career 100-RBI seasons (five) than Mantle (four), and hit at least 20 homers in 11 different seasons. Known as much for his quotes ("It ain't over 'til it's over" and "I really didn't say everything I said," etc.) as he is for his accomplishments on the field, he remains one of the most beloved players to ever play the game.

Elected to the Baseball Hall of Fame in 1994, Rizzuto was a defensive-minded shortstop who played on 10 pennant winners and eight World Series championship teams from 1941 through 1956, capturing the league's MVP award in 1950 with a .324 batting average and 125 runs scored. Following his playing career, he became a longtime Yankees broadcaster, known for punctuating big moments with his signature phrase, "Holy cow!"

However, not every notable Yankee was a future Hall of Famer. In Game 5 of the 1956 World Series vs. Brooklyn, right-hander Don Larsen authored baseball's greatest pitching performance, retiring all 27 Dodgers batters for the only perfect game in World Series history.

The Yankees opened the 1960s winning pennants in the first five seasons (1960-64) and World Series titles in 1961 and 1962. Incredibly, in the 29 seasons from 1936 to 1964, the Yankees won 22 pennants and 16 World Championships. The 1961 club is still regarded as one of the best teams in baseball history. With Mantle and Roger Maris embroiled in a season-long race to break Ruth's single-season home run record, the Yankees rolled to 109 wins en route to a World Championship. Maris broke Ruth's record when he belted his 61st home run on October 1 off Boston's Tracy Stallard at Yankee Stadium in the last game of the season.

Age finally caught up with the ballclub after a seven-game Series loss to the St. Louis Cardinals in 1964. The Yankees finished above fourth place just once in the next nine seasons, bottoming out in 1966 with the club's first last-place finish since 1912.

The team's fall from grace ended on January 3, 1973, when it was sold by CBS to a group headed by George M. Steinbrenner III. With the addition of Catfish Hunter (baseball's first marquee free agent), shrewd trades that brought Ed Figueroa, Mickey Rivers, Chris Chambliss and Willie Randolph to the club, and a strong nucleus that included Thurman Munson, Graig Nettles, Roy White and Sparky Lyle, the Yankees returned to the postseason in 1976, ending an 11-year drought (1965-1975) by winning their first American League East title. Then on October 14, 1976, in the deciding Game 5 of the American League Championship Series vs. Kansas City, Chambliss launched a ninth-inning, pennant-winning home run to put the Yankees back in the World Series.

This newfound success took place in a remodeled Yankee Stadium after the club played the 1974 and 1975 seasons in Shea Stadium while vast improvements were made to the original facility (for more details, see "History of Original Yankee Stadium").



Reggie Jackson hit three home runs in Game 6 of the 1977 World Series.

After a disheartening four-game sweep by the Cincinnati Reds in the 1976 World Series, the Yankees introduced Reggie Jackson—the most prolific slugger of his era—as the club’s newest free-agent acquisition. Jackson capped an exciting 1977 season with one of baseball’s greatest individual batting performances. In the World Series-clinching win vs. Los Angeles in Game 6 at Yankee Stadium, “Mr. October” belted three home runs on three swings of the bat to join Babe Ruth (and now Albert Pujols and Pablo Sandoval) as the only players to hit three home runs in a single World Series game.

In 1978, the Yankees overcame a 14.0-game deficit in the American League East to force a one-game playoff with Boston at Fenway Park to decide the division. Shortstop Bucky Dent erased a 2-0, seventh-inning Red Sox lead with a dramatic three-run homer, and the Yankees went on to win, 5-4. The Yankees then defeated Kansas City for the third straight year in the ALCS, and took care of the Dodgers in six games for their first back-to-back World Series titles since 1961-62.

The 1978 season also saw Ron Guidry compile one of the most dominating pitching seasons in baseball history. On the way to earning his nickname of “Louisiana Lightning,” Guidry went 25-3 with a 1.74 ERA, winning the AL Cy Young Award in unanimous fashion and setting franchise records with 248 strikeouts (since broken in 2022 by Gerrit Cole) and nine shutouts. On June 17 that season, Guidry set the single-game club record for strikeouts, fanning 18 California Angels at Yankee Stadium in a game that established the Stadium tradition of fans applauding for a strikeout once a Yankees pitcher reaches two strikes. A five-time Gold Glove Award winner and four-time American League All-Star, Guidry also racked up 20-win seasons in 1983 (21-9) and 1985 (22-6).

Sadly, the 1970s ended with tragedy. Thurman Munson, the 1976 AL MVP and the Yankees’ first captain since Gehrig, was killed when the private jet he was piloting crashed on August 2, 1979, at Akron-Canton Airport in Ohio. Only 32 years old at the time of his death, Munson was the undisputed leader of the Yankees teams that won three consecutive pennants and two World Championships. After the captain’s death, the Yankees would make only one World Series appearance (1981) over the 16-year stretch from 1979-95 despite compiling the best record in the Majors during the 1980s.

During this period, Don Mattingly became one of the most popular players in franchise history, batting .307 in a 14-year career (1982-95) played entirely in pinstripes. He compiled an incredible six-year stretch from 1984 through 1989, in which he batted .327 and

topped 100 RBI five times, including a career-high 145 in 1985, when he captured the AL MVP Award. A year earlier, he outdueled teammate Dave Winfield for the 1984 AL batting crown (.343 to .340), going 4-for-5 on the final day of the season. Mattingly’s performance and loyalty were recognized when he was named Yankees captain from 1991-95.

Winfield, who came to the Yankees as the game’s most sought-after free agent in 1981, compiled Hall of Fame credentials in his nine seasons in pinstripes (1981-88, ’90). With the Yankees, he belted 205 home runs with 818 RBI and won five Gold Glove Awards.

After a 13-year absence (1982-94), the Yankees returned to postseason play in 1995 as the American League’s first-ever “Wild Card” entry. A heart-wrenching loss to the Seattle Mariners in the Division Series marked the start of a 13-year run of postseason appearances (1995-2007) — a record topped only by the Atlanta Braves’ 14-season streak (1991-93, 1995-2005).

In 1996 under new skipper Joe Torre, the Yankees returned to the World Series against Atlanta, coming back from an 0-2 deficit to win four straight games, including Games 3, 4 and 5 on the road. Following a Division Series exit in 1997, the Yankees won three straight World titles from 1998 through 2000, giving them four championships in five years. Their 114 regular season victories in 1998 shattered the 44-year-old AL mark of 111 wins set by the 1954 Cleveland Indians (since broken by Seattle in 2001) and their 125 total victories, including 11 postseason wins, remains the highest single-season total in baseball history.

Beginning in the early 90s, the Yankees made a concerted effort to draft and cultivate homegrown talent such as Bernie Williams, Derek Jeter, Andy Pettitte, Jorge Posada and Mariano Rivera. In addition, trades and free-agent acquisitions brought All-Stars such as Wade Boggs, Scott Brosius, David Cone, Jimmy Key and Tino Martinez to the Bronx. Another of those players, Paul O’Neill, acquired in a November 3, 1992, trade with Cincinnati, became adored by Yankees fans for his intense and gritty approach and was given the nickname “warrior.” Winner of the 1994 batting title (.359), he was a key part of the club’s turn-of-the-century success.

In 2001, the Yankees fell just shy of becoming the second team in history to win four consecutive World Series titles, but they nevertheless captured the hearts of the nation in the aftermath of the terrorist attacks of September 11. The Yankees dropped the first two games of the Series at the Arizona Diamondbacks’ Bank One Ballpark but rallied to win the next three at Yankee Stadium behind dramatic ninth-inning comebacks in Games 4 and 5. On consecutive nights, Martinez and Brosius erased two-run, ninth-inning Diamondbacks leads with home runs, and the Yankees won both games in extra innings. It was in Game 4 that Jeter earned his “Mr. November” nickname with a 10th-inning “walk-off” home run. The victories marked the first time in World Series history that a team won two games in the same Series when trailing by at least two runs in the ninth inning.

No one embodies the Yankees’ success since 1996 more than Jeter, who was a rookie on that squad. He played his franchise-record 20th and final season with the Yankees in 2014, retiring with a personal career winning percentage of .593 (1,628-1,117-2) and five World Series rings. He is sixth in baseball history with 3,465 career hits and tops the Yankees’ all-time list in hits, games played (2,747), doubles (544), stolen bases (358), at-bats (11,195), singles (2,595) and hit-by-pitches (170). Jeter also



Bucky Dent hits his famous three-run home run in the one-game AL East playoff contest on Oct. 2, 1978 at Fenway Park.

recorded eight 200-hit seasons and is one of two players in franchise history along with Gehrig (eight) with as many as four. In fact, according to the *Elias Sports Bureau*, no other player in Baseball history has had as more than four 200-hit seasons while playing at least 100 games at shortstop per year. Jeter capped his farewell season with a dramatic “walk-off” RBI-single in his final career game at Yankee Stadium and another RBI-single in his final career at-bat three days later at Boston’s Fenway Park.


Posada and Rivera also crafted special places for themselves in the annals of the franchise. Posada, a 24th-round selection in the 1990 First-Year Player Draft, hit at least 20 home runs in eight different seasons. Known for his toughness and durability, the Puerto Rico-born backstop started at least 120 games in eight consecutive seasons from 2000-07, and retired after the 2011 season having never worn another uniform.

Rivera, who retired at the conclusion of the 2013 season with 652 career saves, became Baseball’s all-time saves leader in 2011, surpassing Trevor Hoffman (601). His reputation was cemented by postseason excellence, which included an 8-1 record and 0.70 ERA in 96 career postseason games (141.0 innings pitched) and an all-time record 33.1 consecutive scoreless postseason innings. His Major League-leading 42 career postseason saves are more than the second and third place totals combined (38). Additionally, his 2.21 career ERA is the lowest all time among pitchers with at least 1,000.OIP since ERA was made an official statistic in 1912 in the NL and 1913 in the AL.

In 2004, the organization acquired Alex Rodriguez in a trade with Texas. After his arrival in the Bronx, the 14-time All-Star transitioned to a new position at third base and was named AL MVP in 2005 and 2007, while becoming the seventh—and youngest—player in Baseball history to reach the 600-home run plateau in 2010.

The original Yankee Stadium took its curtain call in 2008, which was also the first of 10 seasons under manager Joe Girardi. Full of nostalgia and notable events, 2008 featured the third Papal Mass in Stadium history on April 20 and a 15-inning, 4-3 American League victory in the All-Star Game on July 15. Though the Yankees played their last-ever home game in the original Stadium on September 21, 2008, defeating the Baltimore Orioles, 7-3, the drama of the season didn’t end until its final day as Mike Mussina earned a win in the first game of a doubleheader over Boston at Fenway Park to become the oldest first-time 20-game winner in Baseball history.

The following season was storybook material as the club finished the inaugural season in the newly-constructed Yankee Stadium with the best regular season record in the Majors (103-59) and a 2009 World Series win over the Phillies in six games. Free-agent acquisitions CC Sabathia (19 wins) and Mark Teixeira (second in AL MVP voting, 39HR, 122RBI) each played major roles in the club’s success.



Derek Jeter

The joy, however, was short-lived as the franchise mourned the losses of Principal Owner George M. Steinbrenner III and longtime public address announcer Bob Sheppard in the summer of 2010.

More recently, the challenging, COVID-affected 2020 season saw DJ LeMahieu (.364 BA) and Luke Voit (22HR) lead the Majors in those categories, becoming the first Yankees to top MLB in those stats since Mickey Mantle (.353 BA in 1956) and Alex Rodriguez (54HR in 2007).

The cornerstone of the Yankees’ recent stretch of six straight postseason appearances (from 2017-22) is Aaron Judge, who won the 2017 AL Rookie of the Year Award with a then-all-time rookie record of 52 home runs, along with 114 RBI and a 1.049 OPS.

In 2022, he put together one of the best individual seasons in baseball history, hitting an American League-record 62 home runs and batting .311/.425/.686 (177-for-570) with 133R, 28 doubles, 131RBI, 111BB and 165B in 157 games on the way to the AL MVP Award. He also led the Majors in runs scored, on-base percentage, slugging percentage, OPS (1.111), extra-base hits (90), total bases (391) and WAR (11.4, FanGraphs). Following the season he signed a nine-year contract extending through the 2031 season and was named the first captain of the Yankees since Derek Jeter.

In 2023, starter Gerrit Cole cemented his place in Yankees lore, becoming the club’s sixth all-time Cy Young Award winner (and first since Roger Clemens in 2001), posting a 15-4 record with a 2.63 ERA and a Major League-leading 0.98 WHIP. That performance came on the heels of his record-setting 2022, when he established the all-time franchise record for strikeouts in a single season (257).

Going forward, the Yankees will look to build on their long run of consistently appearing in the postseason (including 24 of the last 29 seasons since 1995). Manager Aaron Boone has a roster infused with established stars, including three-time All-Stars Juan Soto and Anthony Rizzo, and young talent including Gold Glove-winning shortstop Anthony Volpe, catcher Austin Wells and outfielder Jasson Dominguez.


With 27 World Series titles already to their name, the Yankees look forward to competing for their 28th championship in 2024. ⚾



Aaron Judge won the 2017 AL Rookie of the Year Award, setting the then-MLB rookie record with 52 home runs.



History of the Yankees Uniform & NY Logo



Pitcher Jack Chesbro dons the 1908 uniform.



Babe Ruth wears the pinstriped cap of 1921.

breathable double-knit uniforms, Yankees road jerseys added navy-and-white banded trim to the cuffs of the sleeves as well as white shadowing behind the jersey lettering, both of which were removed prior to the 2024 season (more on that below). The most-significant tweak to the road uniform in the 50 years before 2024 was the switch from glossy to matte road helmets prior to the 2016 season.

The home uniform remains the Yankees' signature look. With the exception of minor alterations—including bolder pinstripes in the 1940s—it has remained mostly unchanged for more than 80 years.

In keeping with the team's reverence of tradition, the Yankees have worn "alternate" uniforms just three times in their history. On June 8, 1996, at Detroit, the team wore replica uniforms of the Negro National League's New York Black Yankees; on April 20, 2012, in Boston (on the 100th anniversary of the first game at Fenway Park), the Yankees wore polyester reproductions of their 1912 ensemble; and on August 12, 2021, the Yankees wore retro-inspired away uniforms for the "Field of Dreams" game against the White Sox in Iowa. Additionally,



Lou Gehrig and Tony Lazzeri pose at Yankee Stadium in 1927. Yankees jerseys did not feature the "NY" insignia from 1916 through 1935.

On three occasions, the Yankees have worn their batting practice caps during regular season games (Aug. 9, 2013, and May 12 and 14, 2014).

In recent years, the Yankees have also participated in other MLB-wide initiatives relating to various holidays, including camouflage and American-flag inspired elements on Memorial Day and Independence Day, and pink & baby blue elements on Mother's Day (to recognize breast cancer awareness) and Father's Day (for prostate cancer awareness).

The Yankees have joined other MLB-wide initiatives, including adding a New Era logo on the left side of their caps beginning in 2019 and a Nike logo on the front of their jerseys beginning in 2020. Additionally, the team wore special "Players Weekend" jerseys from 2017-19, which included individualized nicknames on the back, marking the only times the Yankees have had last names or nicknames on the backs of their jerseys.

When the Yankees (then "Highlanders") first took the field for their inaugural season in 1903, their uniforms did not resemble the iconic style for which they are known today. A large ornate "N" decorated one breast and a large ornate "Y" the other. Two years later for the 1905 season, the "N" and "Y" were merged side by side into a monogram on the left breast, creating a forerunner of the now legendary emblem. It wasn't until 1909 that the most recognizable insignia in sports—the interlocking "NY"—made its first appearance on the caps and left sleeves of Highlanders uniforms. It is thought that the design was inspired by a similar one created in 1877 by Tiffany & Co. for a medal to be given by the New York City Police Department to Officer John McDowell, a policeman shot in the line of duty. Perhaps because one of the club's owners, Bill Devery, was a former New York City police chief, the design was adopted by the organization. The familiar "NY" eventually migrated from the left sleeve to the left breast of home uniforms from 1912-15, albeit in a larger version than is currently worn today.

In 1912, their final season at Hilltop Park, the Yankees (as they were frequently called by then) made a fashionable debut at their April 11 home opener by wearing pinstripes for the first time in their history. The club was not the first team to wear pinstripes (eight of baseball's other 15 teams had already worn them at some point), and they would actually abandon the look in the following two seasons (1913-14). By 1915, though, home pinstripes were back for good.

In 1916, the Yankees removed the "NY" monogram from the jersey and went with a plain, pinstripes-only look. The "NY" remained off the uniform—except for the cap—for the next 20 years until it was reinstated in 1936. Babe Ruth, whose Yankees career spanned 1920-34, played his entire Yankees career without ever wearing the club's now-legendary insignia on his jersey.

The Yankees utilized numerous cap designs from 1903 until 1921—including pinstripes in 1915, '16, '19 and '21—until they finally settled on a solid navy cap with the interlocking "NY" insignia in 1922.

The club's road uniforms have remained relatively unchanged since 1918—solid grey with "NEW YORK" in block letters across the chest. The notable exception was from 1927-30, when "NEW YORK" was replaced by "YANKEES." In 1973, with the introduction of more

In the last two seasons, there have been highly notable changes to the Yankees' attire. As part of the team's signature partnership with Starr Insurance (which was announced on July 12, 2023), the Yankees added a Starr logo patch to one sleeve of both the home and road game jersey, debuting the addition with the team's first post-All-Star Break home game on July 21, 2023. The patch, which was embroidered in 2023, will again be heat-sealed and sewn on. However in 2024, the team will use a lighter-weight printed patch that has been fully color-matched to the dark blue elements of the uniform.

Additionally, ahead of the 2024 season, the Yankees have altered their road uniform for the first time since 1973. Inspired by the retro look of the uniforms worn in Iowa in 2021 and the positive reviews from Yankees players who wore them, the Yankees have removed the white outlining around both "NEW YORK" and the uniform number, and eliminated the dark blue and white trim on the sleeve cuffs. With these changes, home and road uniform numbers will be identical. The new road style will debut in the team's season opener on March 28 at Houston. ¶



Origin of Numbered Uniforms

Numbers first appeared on Major League uniforms on June 26, 1916, when the Cleveland Indians wore large numerals on their left sleeves in an experiment that lasted just a few weeks. Another brief trial by Cleveland the next season and a similar sleeve trial by the St. Louis Cardinals in 1923 both proved temporary. It wasn't until the 1929 season that another attempt was made, as both Cleveland and the Yankees began their seasons with numbers as a permanent part of their respective uniforms. Though the Yankees are typically credited as being the team with the longest-standing such policy, it should be noted that the Indians began their season two days earlier than the Bombers, as the Yankees' April 16 Opening Day contest was rained out.

The initial distribution of numbers to the Yankees roster was made according to the player's respective position in the batting order. Therefore, in 1929, leadoff hitter Earle Combs wore No. 1, Mark Koenig No. 2, Babe Ruth No. 3, Lou Gehrig No. 4, Bob Meusel No. 5, Tony Lazzeri No. 6, Leo Durocher No. 7, Johnny Grabowski No. 8, Benny Bengough No. 9 and Bill Dickey No. 10 (Grabowski, Bengough and Dickey shared the catching duties). By the mid-1930s, other teams adopted the idea, and uniform numbers became standard for all teams. ❧



Babe Ruth wore No. 3 with the Yankees from 1929-34.

Top Hat Logo Design

Though not appearing on the uniform, the Yankees "top hat" logo is one of the most identifiable in sports. It was created by well-known, longtime graphic artist Henry Alonzo "Lon" Keller after a commission from then-Yankees co-owner Larry MacPhail. An initial version consisting solely of the Yankees script with a top hat above the "k" first appeared on the cover of the 1946 spring training roster. MacPhail, however, asked Keller to further develop his work. The designer's more elaborate design debuted during the 1946 season and remains largely unchanged to the present day. (Information regarding Keller's contribution was taken from articles in the 1976 Yankees scorecard and the Aug. 22, 1995, edition of *Yankees Magazine*.) ❧



Origin of the Names "Highlanders" and "Yankees"

In the early 1900s, fans, the media and front office personnel did not see club nicknames as the defining elements they are today. People thought of clubs by the city they represented and the league in which they played. Anything beyond that was the work of clever newspapermen trying to freshen up the references to teams in their stories.

Much of the logo- and nickname-oriented merchandise items we have today, such as caps, T-shirts or jerseys simply didn't exist a century ago when games weren't televised and men uniformly wore jackets and ties to the park.

When the Yankees franchise was launched in New York prior to the 1903 season, the enmity between the upstart American League (about to enter its third season) and the long-established National League was just beginning to ebb. It was commonplace for clubs and the media to refer to AL teams as "Americans" and NL clubs as "Nationals," especially as half of the cities with Major League Baseball at the time

had teams in both leagues (Boston, Chicago, New York, Philadelphia and St. Louis). This terminology frequently served to differentiate the New York AL team from the two longstanding NL clubs—the Brooklyn Superbas (as the Dodgers were then known) and the New York Giants—with whom they were now battling for fans.

The club's first home in New York was a rickety wooden structure often referred to as "American League Park." It was located on 168th St. and Broadway, one of the highest spots in Manhattan. As a result, the team became known as the "Hilltoppers" and their field "Hilltop Park."

The name "Highlanders," as the team of that era is most popularly remembered today, also started in the club's formative years. It originated not only as a nod to their elevated Manhattan perch, but also as a reference to club president Joseph W. Gordon, whose last name conjured up thoughts of the famous Scottish army unit, the Gordon Highlanders.

Other nicknames for the team were the "Greater New Yorks" and "Griffiths," the latter of which was a reference to Clark Griffith, who managed the club from 1903-08.

As early as 1904, however, the name "Yankees" became common in the press. The earliest known use was in an April 7, 1904, article in the *New York Evening Journal* that bore the headline "YANKEES WILL START HOME FROM SOUTH TODAY," which was published following a successful spring training. A week later, the same newspaper's coverage of Opening Day was headlined "YANKEES BEAT BOSTON," and the term also appeared in the article's lead sentence.

The name "Yankees" likely owes its success to newspaper typesetters and editors grateful for a team nickname with fewer letters than "Highlanders" or "Hilltoppers."

When the franchise moved from Hilltop Park to the low-lying Polo Grounds in 1913, the media and public dropped the other nicknames (which were no longer fitting) in favor of "Yankees." ❧



Patches & Armbands on the Yankees Uniform

Over the Yankees' history, temporary patches and armbands have been worn to commemorate special occasions and mourn losses in the Yankees family. The list below represents the most thorough compilation of such additions. Annual alterations such as Major League Baseball's Mothers' Day and Fathers' Day ribbons, or permanent additions such as MLB logo patches on the backs of caps and jerseys or the Nike swoosh on the fronts of jerseys in 2020 are not included in the list below. The addition of the Starr Insurance jersey patch, commemorating the company's signature partnership with the Yankees through 2031, is noted below.

*Please note that all sleeve notations reflect game jerseys (GJ) unless otherwise noted to be batting practice jerseys (BPJ).

Additional Key: LS=Left Sleeve; RS=Right Sleeve; LC=Left Side of Cap; RC=Right Side of Cap; BC=Back of Cap; LH=Left Side of Helmet

YEAR(S)	DATE(S)	ITEM	LOCATION*	COMMEMORATION
1918	Regular Season	Armband	Left Sleeve	Red, white and blue armband for U.S. involvement in World War I
1920	Aug. 18 - End Season	Armband	Left Sleeve	Death of Indians shortstop Ray Chapman on Aug. 17, 1920
1929	Sept. 26 - End Season	Armband	Left Sleeve	Death of Miller Huggins on Sept. 25, 1929
1938	Regular Season	Patch	Left Sleeve	1939 New York World's Fair; also worn by Giants and Dodgers
1939	Regular Season	Patch	Left Sleeve	Baseball's "Centennial Season"; worn by all MLB teams
1942	Regular Season	Patch	Left Sleeve	"Health" Shield for U.S. in WWII; worn by all MLB teams
1943-45	Regular Season	Patch	Left Sleeve	U.S. flag shield for WWII; worn by most MLB teams
1945	July 26-End Season	Patch	Left Sleeve	"Ruptured Duck" patch for honorably discharged former servicemen; worn only by Red Ruffing and Aaron Robinson
1948	Aug. 18 - End Season	Armband	Left Sleeve	Death of Babe Ruth on Aug. 16, 1948
1951	Regular Season	Patch	Left Sleeve	50th anniv. of the American League; worn by all AL teams
1952	Regular Season	Patch	Left Sleeve	Yankees' 50th Season (1903-52)
1955	Postseason Tour	Patch	Left Sleeve	"U.S.-Japan Good Will Tour 1955" during exhibition in Japan
1969	Regular Season	Patch	Left Sleeve	Centennial Patch for Baseball's 100th season; worn by all teams
1973	Regular Season	Patch	Left Sleeve	50th anniversary of Yankee Stadium (1923-73)
1976	Reg. and Postseason	Armband	Left Sleeve	Death of Casey Stengel on Sept. 29, 1975; worn by Billy Martin
1979-80	Aug. 3, 1979 - 1980 Season	Armband	Left Sleeve	Death of Thurman Munson on Aug. 2, 1979
1981	Reg. and Postseason	Armband	Left Sleeve	Death of Elston Howard on Dec. 14, 1980
1985	Aug. 16 - End season	Armband	Left Sleeve	Death of clubhouse manager Pete Sheehy on Aug. 14, 1985
1986	Regular Season	Armband	Left Sleeve	Death of Roger Maris on Dec. 14, 1985
1990	Regular Season	Number	Left Sleeve	Number "1" for death of Billy Martin on Dec. 25, 1989
1994	Regular Season	Patch	Left Sleeve	125th anniversary of Major League Baseball
1995	Aug. 13 - Postseason	Armband	Left Sleeve	Death of Mickey Mantle on Aug. 13, 1995
	Aug. 28 - Postseason	Number	Left Sleeve	Number "7" for death of Mickey Mantle on Aug. 13, 1995
1996	June 17 - Postseason	Armband	Left Sleeve	Death of former broadcaster Mel Allen on June 16, 1996
	World Series	Patch	RS / LC	1996 World Series logo
1997	Reg. and Postseason	Patch	Right Sleeve	50th anniversary of Jackie Robinson breaking color barrier
1998	Reg. and Postseason	Patch	Left Sleeve BPJ	75th anniversary of Yankee Stadium
	World Series	Patch	RS / LC	1998 World Series logo
1999	Spring Training	Patch	Left Sleeve BPJ	Number "5" for death of Joe DiMaggio on Mar. 8, 1999
	Reg. and Postseason	Number	Left Sleeve	Number "5" for death of Joe DiMaggio on Mar. 8, 1999
	Sept. 10 - Postseason	Armband	Left Sleeve	Death of Catfish Hunter on Sept. 9, 1999
	World Series	Patch	RS / LC	1999 World Series logo
2000	Spr. Training - Postseason	Armband	Left Sleeve BPJ	Death of Bob Lemon on Jan. 11, 2000
	Reg. and Postseason	Armband	Left Sleeve GJ	Death of Bob Lemon on Jan. 11, 2000
	World Series	Patch	RS / LC	2000 World Series logo
2001	Reg. and Postseason	Patch	Right Sleeve	100th anniversary of American League
	Sept. 18 - End Season	Patch	LC / Back GJ	American flag patch for Sept. 11th terrorist attacks
	Sept. 25 - End Season	Armband	Left Sleeve	Sept. 11th terrorist attacks
	World Series	Patch	Left Sleeve	2001 World Series logo
2002	Sept. 11	Armband	Left Sleeve	First anniversary of the Sept. 11 attacks
2003	Reg. and Postseason	Patch	Left Sleeve	100th anniversary of the New York Yankees (1903-2002)
	World Series	Patch	RS / LC	2003 World Series logo
2004	Opening Series of Reg. Season in Japan (vs. TB)	Patch	RS of BPJ & GJ / Helmet	"Ricoch" logo patches on B.P. and game jersey; "Ricoch" sticker on helmet (Right side for RH hitters; Left side for LH hitters)
		Patch	Left Cap	"Opening Series Japan 2004" logo
2005	Sept. 8-10	Patch	Right Sleeve	Salvation Army relief logo for Hurricane Katrina relief
2007	Reg. and Postseason	Armband	Left Sleeve	Death of Cory Lidle on Oct. 11, 2006
	May 23	Patch	Left Cap	Virginia Tech shooting on Apr. 16, 2007
	Aug. 14 - Postseason	Number	Left Sleeve	Number "10" for death of Phil Rizzuto on Aug. 13, 2007
2008	Regular Season	Patch	Left Sleeve	Stadium logo with "1923-2008" for closing of Yankee Stadium
	Regular Season	Patch	Right Sleeve	2008 MLB All-Star Game logo (played at Yankee Stadium)
	July 13 - End Season	Armband	Left Sleeve	Death of Bobby Murcer on July 12, 2008
2009	Reg. and Postseason	Patch	LS / BC	Inaugural season of Yankee Stadium
	World Series	Patch	RS / LC	2009 World Series logo
2010	All-Star Game	Armband	Left Sleeve	Worn by NY Yankees and coaches for GMS & Sheppard passings
	July 16 - Postseason	Patch	Left Sleeve	Death of Bob Sheppard on July 11, 2010
	July 16 - Postseason	Patch	Left Front Jersey	Death of George M. Steinbrenner III on July 13, 2010
	July 22 - Postseason	Armband	Left Sleeve	Death of Ralph Houk on July 21, 2010
2013	Mar. 29 (Spring Exhibition)	Patch	LS / LC	West Point visit
	April 1	Patch	Above NY Logo	Patch with black ribbon to remember Sandy Hook Elem. tragedy
	Sept. 22, 24-26	Patch	LS / LC	Final Season of Mariano Rivera's career
2014	July 2	Patch	Right Breast	75th Anniv. Gehrig "Luckiest Man" speech (worn by all MLB teams)
	Sept. 7 - End Season	Patch	LS / LC	Final Season of Derek Jeter's career
2015	May 17	Patch	Left Sleeve	No. 28 patch for Ernie Banks as part of Negro Leagues salute
	May 24, Aug. 22-23	Patch	Left Sleeve	Mon. Park Ceremony patches for B. Williams, Posada, Pettitte
	Sept. 23 - End Season	Number	Left Sleeve	Number "8" worn for death of Yogi Berra on Sept. 22, 2015
2016	Regular Season	Number	Left Sleeve	Number "8" worn for death of Yogi Berra in previous season
2017	Sept. 7 - End Postseason	Armband	Left Sleeve	Death of Gene "Stick" Michael on Sept. 7, 2017
2019	Reg. and Postseason	Armband	Left Sleeve	Death of Mel Stottlemyre on Jan. 13, 2019
	June 29-30 (London Series)	Patch	RS/RC	London Series logo
	June 29-30 (London Series)	Patch	Helmet	Mitel (Sponsorship) — (Right side for RH hitters; Left side for LH hitters)
	June 29-30 (London Series)	Patch	Left Sleeve	Biofreeze (Sponsorship)
2020	Spring Training (Tampa)	Patch	Left Sleeve	25th Season at Steinbrenner Field
	Reg. and Postseason	Patch	Left Sleeve	Death of General Partner Hank Steinbrenner on Apr. 14, 2020
	October 9 (ALDS Game 5)	Number	Left Sleeve	Number "16" worn for death of Whitey Ford on Oct. 8, 2020
2021	Spr. Traing (Pinstripes Only)	Number	Left Sleeve	Number "16" worn for death of Whitey Ford in previous season
	Regular Season	Number	Left Sleeve	Number "16" worn for death of Whitey Ford in previous season
2023	July 21, 2023 - 2031 Season	Patch	Sleeve	Starr Insurance (Signature Partner of the New York Yankees)



Official Scoring at Yankee Stadium

The Yankees-Tigers contest at the Polo Grounds on May 15, 1922, might be the most significant game in the history of official scoring. In the second inning that wet day, Yankees shortstop Everett Scott failed to come up with a ground ball off the bat of Ty Cobb. Official scorer John Kieran (the first *Sports of the Times* columnist and founding editor of the *Information Please Almanac*) charged an error on Scott. Glancing over his shoulder as he fled the rain that was blowing into the press box, Fred Lieb (national president of the Baseball Writers Association of America and New York chapter chairman) scored it a hit. It was so reported by the Associated Press, for whom Lieb was compiling the box score. As was the custom, Kieran did not announce his call and Lieb, who was probably more interested at that moment in staying dry, did not ask.

The hit/error mattered — a lot. When official American League statistics were compiled (at the end of the season), the one-hit discrepancy was discovered. Cobb's season average was either .401 or .399. A predictable brouhaha ensued. Despite Lieb's willingness to cede to Kieran's official capacity, and despite the BBWAA's December vote that no hit be awarded, AL president Ban Johnson ordered the record to reflect that Cobb earned a hit and thus a .401 average. So it remains, officially, for all time.

As a result of "The Case of the Two-Point Base Hit" (as it was known), official scorers were instructed to contemporaneously communicate their calls to the press box, and the leagues assured the BBWAA that, in the future, a scorer's judgment would not be questioned.

Scorers' calls on close plays have also had a hand in Yankee Stadium no-hitters (and near misses). Had Lieb scored Whitey Witt's leadoff grounder to third on Sept. 11, 1923, an error and not a hit, Boston's Howard Ehmke would be remembered with Johnny



Babe Ruth and Ty Cobb at the Polo Grounds, which was the site of the "Two-Point Base Hit"

Vander Meer as hurlers of consecutive no-hitters. And had John Drebinger of *The Times* not changed a hit (originally scored an error) back to an error after consulting during the game with Detroit's Johnny Pesky regarding Phil Rizzuto's fourth-inning grounder to short, Virgil Trucks would have thrown only one no-hitter in 1952.

Dan Daniel of the *World-Telegram* scored many Yankees home games during Joe DiMaggio's 56-game hitting streak in 1941, and according to Jerome Holtzman (later the official historian of Major League Baseball), he awarded at least two arguable hits to help keep the streak alive. Four years later, a reversed call on the last day of the season by Bert Gumpert of the *Bronx Home News* gave Yankees second baseman Snuffy Stirnweiss the hit he needed to edge the White Sox's Tony Cuccinello for the AL batting title by .000087.

The cavalcade of scorers who have worked at Yankee Stadium includes some of the giants of the baseball writers industry: Lieb, Daniel, Sid Mercer (an original BBWAA member in 1908), Frank Graham (Lou Gehrig's first biographer), John Drebinger (who covered 203 consecutive World Series games over 34 years), Dick Young (who covered New York baseball for the *Daily News* and *New York Post* for 44 years), Leonard Koppett (author of *The Thinking Fan's Guide to Baseball*), Jack Lang (BBWAA secretary-treasurer for 22 years), Maury Allen (author of over 30 sports books), Red Foley (senior scorer in New York for 15 years) and Bill Shannon (senior scorer in New York for nine seasons and author of *Official Scoring in the Big Leagues*). ❄️

-Authored by Major League Baseball official scorer Jordan Sprechman.



Bill Shannon (pictured here in 1983) was the official scorer for approximately 800 games at Yankee Stadium from 1979 until his passing in 2010.

Important Dates in Yankees History

Jan. 9, 1903 - Frank Farrell and Bill Devery purchase the right to establish a new AL franchise in New York City for \$18,000.

March 12, 1903 - The New York franchise is approved as a member of the American League. The team will play in a hastily constructed, wooden ballpark at 168th Street and Broadway. Because the site is one of the highest spots in Manhattan, their home field is referred to as "Hilltop Park."

Apr. 22, 1903 - The Highlanders (as the Yankees were commonly known then) play their first game, a 3-1 loss at Washington.

Apr. 23, 1903 - Pitcher Harry Howell records the first victory in franchise history, a 7-2 win at Washington.

Apr. 30, 1903 - The Highlanders notch a 6-2 win vs. Washington in their inaugural home opener at Hilltop Park.

May 11, 1903 - John Ganzel hits the first home run in franchise history - an inside-the-park homer at Detroit's Bennett Park off George Mullin in an 8-2 Highlanders victory.

Apr. 29, 1906 - At Hilltop Park, the Highlanders and A's raise \$5,600 to benefit victims of the San Francisco earthquake and fire.

Apr. 11, 1912 - Pinstripes first appear on Highlanders uniforms.

Apr. 21, 1912 - At the Polo Grounds, the Highlanders and Giants stage a benefit game for survivors of the Titanic. The Giants win, 11-2, as \$9,425.25 is raised.

May 3, 1912 - The Highlanders lose at Philadelphia, 18-15. The 33 combined runs tie for the highest total in franchise history (also 5/22/30-G2 and 6/3/32, each in 20-13 Yankees wins at the A's).

Apr. 1913 - The name "Yankees" becomes the predominant nickname of the club after the team moves to the Polo Grounds, home of the National League's New York Giants.

Apr. 5, 1913 - The Yankees play an exhibition game against the Dodgers, losing, 3-2, in the first game at Ebbets Field.

Apr. 17, 1913 - The Yankees play their first home game at the Polo Grounds, losing to Washington, 9-3. It marks the beginning of 10 seasons as tenants of the National League's New York Giants.

Jan. 11, 1915 - Col. Jacob Ruppert and Col. Tillinghast L'Hommedieu Huston agree to purchase the Yankees for \$460,000. The deal is formally completed on Jan. 30.

Apr. 24, 1917 - Lefthander George Mogridge becomes the first Yankee to throw a no-hitter in a 2-1 win at Fenway Park.

Apr. 3, 1919 - In a spaghetti-eating contest during spring training in Jacksonville, Fla., Yankees outfielder Ping Bodie defeats an ostrich named Percy, after Percy passes out following his 11th plate of pasta (credit: SABR Bio Project).

Jan. 5, 1920 - After being announced two days earlier, the Yankees complete the purchase of the contract of Babe Ruth from the Boston Red Sox for \$100,000 plus interest and a \$300,000 loan against the mortgage on Fenway Park.

May 1, 1920 - Babe Ruth hits his first homer as a Yankee in a 6-0 win over the Red Sox at the Polo Grounds.

Feb. 5, 1921 - The Yankees issue a press release announcing the purchase of 10 acres of land in the West Bronx that will eventually become the site of the original Yankee Stadium. The land was purchased from the estate of William Waldorf Astor for \$675,000.

Oct. 5, 1921 - The Yankees play the first postseason game in franchise history, as Carl Mays tosses a complete game shutout to defeat the Giants at the Polo Grounds in World Series Game 1.

May 5, 1922 - The construction contract for Yankee Stadium is awarded to White Construction Company with the edict that the job is to be completed "at a definite price" of \$2.5 million by Opening Day 1923.

Apr. 18, 1923 - Yankee Stadium hosts its first regular season game as the Yankees defeat Boston Red Sox, 4-1, before an announced crowd of 74,200. Thousands more fans are turned away when fire marshalls order the gates closed. Babe Ruth hits the Stadium's first home run — a three-run shot in the third inning — and starter Bob Shawkey records a complete-game win.



Yankee Stadium on its first Opening Day in 1923

Apr. 30, 1923 - The Yankees sign 19-year-old Columbia pitcher and position player Lou Gehrig to a pro contract.

May 21, 1923 - Yankees announce that Col. Ruppert buys out Col. Huston for \$1.5 million to become sole owner of the Yankees.

Sept. 28, 1923 - The Yankees record 30 hits in a 24-4 win over Boston at Fenway Park. The hit total remains the most in a nine-inning game in franchise history.

Oct. 15, 1923 - The Yankees defeat the New York Giants, 6-4, at the Polo Grounds in Game 6 of the World Series, clinching the first World Championship in franchise history.

June 1, 1925 - Lou Gehrig begins his record streak of 2,130 consecutive games played, pinch-hitting for "Pee Wee" Wanning in a 5-3 loss to Washington at Yankee Stadium.

Oct. 6, 1926 - Babe Ruth becomes the first player to hit three home runs in a single World Series game in Game 4 at St. Louis.



Hilltop Park was home to the Yankees from 1903 through 1912.

June 23, 1927 - In an 11-4 Yankees win at Fenway Park, Lou Gehrig becomes the first player in franchise history to hit 3HR in a single game against the Red Sox.

Sept. 30, 1927 - Babe Ruth breaks his own single-season Major League record by hitting his 60th home run (off Tom Zachary) in a 4-2 win over Washington at Yankee Stadium.

Apr. 20, 1928 - Yankee Stadium's LF stands are enlarged to three decks.

Oct. 9, 1928 - In Game 4 of the World Series vs. the Cardinals at St. Louis' Sportsman's Park, Babe Ruth hits three home runs, marking his second three-homer World Series game.

Apr. 18, 1929 - The Yankees wear numbered uniforms for the first time, two days after the Indians permanently adopt them as well (Numbers would become standard for all teams by 1932).

Sept. 24, 1929 - The Yankees celebrate Babe Ruth Day at Fenway Park defeating Boston, 5-3. Ruth goes 2-for-3 with a double, and Tom Zachary (pitching for the Yankees) records his final decision of the season, improving to 12-0, still a Major League record for most wins in a season without a loss.

June 4, 1933 - Starter Johnny Allen allows a first-inning single to Philadelphia's Ed Coleman, then holds the A's hitless the rest of the way, notching a one-hit shutout in a 6-0 home victory in the second game of a doubleheader.

July 6, 1933 - In the very first MLB All-Star Game, Babe Ruth hits the game's first HR — a two-run shot off the Cardinals' Bill Hallahan — leading the AL to a 4-2 victory at Comiskey Park. Lefty Gomez starts for the AL, tossing 3.0 scoreless IP to earn the win. He also records the first All-Star RBI with a second-inning single.

June 6, 1934 - Myril Hoag goes 6-for-6 in a 15-3, nine-inning win in Game 1 of a doubleheader at Boston, becoming the first of only two Yankees to go 6-for-6 in a single game (see June 7, 2008 - Johnny Damon).

Nov. 21, 1934 - The Yankees purchase Joe DiMaggio from the San Francisco Seals of the Pacific Coast League for \$25,000 and five players.

May 24, 1936 - The Yankees tally their single-game franchise-high in runs in a 25-2 win at Philadelphia. Tony Lazzeri is the star with three home runs (including two grand slams) and a triple. His 11 RBI set a still-standing AL single-game record.

Apr. 20, 1937 - The Yankees' 15th season at Yankee Stadium opens with the right-field stands enlarged to three decks. Wooden bleachers are replaced by a concrete structure, and the distance to center field drops from 490 feet to 461 feet.

May 30, 1938 - A franchise-record crowd of 81,841 attends a doubleheader sweep of Boston at Yankee Stadium.

June 22, 1938 - In a rematch of their 1936 bout, Joe Louis KO's Max Schmeling in 124 seconds to avenge his prior loss to the German and retain the heavyweight title in front of 70,043 fans at Yankee Stadium and an estimated 70 million people listening on the radio.

Aug. 27, 1938 - Monte Pearson authors the first Yankee Stadium no-hitter by a Yankee, defeating Cleveland, 13-0, in Game 2 of a doubleheader.

Jan. 13, 1939 - Col. Ruppert passes away, and his estate takes ownership of the ballpark.

Apr. 30, 1939 - Lou Gehrig plays in the last of his 2,130 consecutive games, going 0-for-4 in a 3-2 loss vs. Washington at the Stadium.

May 2, 1939 - Lou Gehrig's playing streak of 2,130 consecutive games ends when he benches himself prior to a 22-2 Yankees win at Detroit. Babe Dahlgren plays first base for the Yankees and contributes a double and a home run.

June 26, 1939 - At Philadelphia's Shibe Park, the Yankees play their first-ever night game, losing to the Athletics, 3-2.

July 4, 1939 - "Lou Gehrig Appreciation Day" is held at Yankee Stadium in between games of a doubleheader vs. Washington. Gehrig makes his famous "luckiest man" speech.

May 15, 1941 - Joe DiMaggio's 56-game hitting streak begins with a single off Edgar Smith in a 13-1 loss vs. Chicago.

June 2, 1941 - Lou Gehrig dies of amyotrophic lateral sclerosis at the age of 37 in the Riverdale section of the Bronx.

July 2, 1941 - In an 8-4 win vs. Boston, Joe DiMaggio goes 1-for-5 with a two-run home run, extending his hitting streak to 45 games and surpassing Wee Willie Keeler's single-season Major League record 44-game streak set in 1897.

July 17, 1941 - Joe DiMaggio's consecutive-game hitting streak ends at 56 when he goes 0-for-3 in a 4-3 win at Cleveland. Indians 3B Ken Keltner twice robs DiMaggio with great fielding plays. DiMaggio hits safely in his next 16 games, giving him hits in 72 of 73 games.

Aug. 14, 1942 - The Yankees set a still-standing (and since tied) MLB fielding mark with 7DP in an 11-2 win at Philadelphia.

June 26, 1944 - The Yankees, Dodgers and Giants play a three-way exhibition game at the Polo Grounds to promote the purchase of war bonds. Each team batted six times and played the field six times while a crowd of 50,000 fans bought \$5.5 million in war bonds. Brooklyn wins by a score of 5 to 1 (Yankees) to 0 (Giants).

Jan. 25, 1945 - Dan Topping, Del Webb and Larry MacPhail purchase the Yankees for \$2.8 million from the estate of the late Col. Jacob Ruppert. MacPhail replaces Ed Barrow as President and GM.

May 28, 1946 - The first night game is played at Yankee Stadium, a 2-1 loss vs. Washington before 49,917 fans.

Apr. 27, 1947 - "Babe Ruth Day" is celebrated at Yankee Stadium and throughout Major League Baseball.

June 29 - July 17, 1947 - The Yankees reel off a franchise-record 19 consecutive wins, outscoring their opposition 119-41.

Oct. 3, 1947 - Yankees pitcher Bill Bevens loses his no-hitter and the game with two outs in the bottom of the ninth as pinch-hitter Cookie Lavagetto doubles home two runs in a 3-2 Dodgers win in Game 4 of the World Series at Ebbets Field.

June 13, 1948 - Babe Ruth's uniform No. 3 is retired at Yankee Stadium's 25th Anniversary celebration. The visit marks the Babe's final Stadium appearance.

Aug. 16, 1948 - Babe Ruth dies of throat cancer 21 at age 53.

Oct. 12, 1948 - The Yankees announce that Casey Stengel will replace Bucky Harris as manager.



Lou Gehrig bats at Comiskey Park during the 1938 season.



April 19, 1949 - During Opening Day ceremonies, the Yankees unveil a monument to Babe Ruth, who passed away eight months prior. Joining monuments for Miller Huggins and Lou Gehrig, it says, "George Herman 'Babe' Ruth, 1895-1948, A great ball player, a great man, a great American." In the game, Tommy Henrich breaks a 2-2, ninth-inning tie with a walk-off solo HR off Washington's Sid Hudson.

Oct. 1-2, 1949 - The Yankees overturn a one-game deficit with two games to play, defeating Boston in the final two games of the season at Yankee Stadium, 5-4 and 5-3, respectively, marking the first of five straight AL pennants.



"Old Reliable" Tommy Henrich hit a walk-off HR off Brooklyn's Don Newcombe in Game 1 of the 1949 World Series at Yankee Stadium.

Oct. 5, 1949 - In Game 1 of the World Series at Yankee Stadium, Tommy Henrich breaks a scoreless pitchers' duel between the Yankees' Allie Reynolds and the Dodgers' Don Newcombe, hitting a game-winning solo HR in the bottom of the ninth.

Apr. 17, 1951 - Mickey Mantle makes his MLB debut, going 1-for-4 in a 5-0 win vs. Boston at Yankee Stadium. The game also marks Bob Sheppard's first as Yankees PA announcer. Boston's Dom DiMaggio is the first hitter announced.

Sept. 28, 1951 - In an 8-0 Game 1 win in a doubleheader vs. Boston at Yankee Stadium, Allie Reynolds becomes the second of five players in Baseball history to toss two no-hitters in the same season (also Johnny Vander Meer in 1938, Virgil Trucks in 1952, Nolan Ryan in 1973 and Max Scherzer in 2015). Reynolds had previously no-hit the Indians at Cleveland's Municipal Stadium on July 12 in a 1-0 win.

Dec. 11, 1951 - Joe DiMaggio officially announces his retirement.

Oct. 7, 1952 - Second baseman Billy Martin makes a running catch on a two-out, seventh-inning, based-loaded pop-up off the bat of Jackie Robinson to preserve the Yankees' lead in a 4-2 World Series-clinching Game 7 win at Brooklyn's Ebbets Field.

Apr. 17, 1953 - Mickey Mantle clears the LF wall at Washington's Griffith Stadium with a 565-foot home run off Chuck Stobbs in the fifth inning of a 7-3 Yankees win. Yankees PR representative Red Patterson retrieves the ball and reportedly measures off the distance, giving birth to the phrase "tape-measure home run."



Elston Howard became the Yankees' first Black player on Apr. 14, 1955.

Oct. 5, 1953 - Billy Martin singles home the winning run in the ninth inning of a 4-3, Game 6 victory over the Brooklyn Dodgers at Yankee Stadium. The win clinches the Yankees' all-time record fifth-consecutive World Championship.

Apr. 14, 1955 - Elston Howard becomes the first Black player in Yankees history, making his MLB debut in an 8-4 loss at Boston. He records an RBI single in his only plate appearance.

Oct. 4, 1955 - Brooklyn's Johnny Podres outduels Yankees starter Tommy Byrne and two relievers, 2-0, clinching the Dodgers' first World Championship. The WS loss snaps the Yankees' string of seven consecutive appearances in the Fall Classic without losing a Series (1943, '47, '49-'53). It also marks the Yankees' first World Series loss to Brooklyn after wins in 1941, '47, '49, '52 and '53.

May 30, 1956 - Batting against Pedro Ramos in Game 1 of a doubleheader vs. Washington, Mickey Mantle nearly hits a home run out of Yankee Stadium, with the ball striking the upper deck frieze in right field.

Oct. 8, 1956 - Don Larsen hurls the only perfect game in World Series history, a 2-0, Game 5 win over Brooklyn at Yankee Stadium.

Oct. 10, 1956 - In World Series Game 7, Johnny Kucks pitches a 9-0 complete game shutout over Brooklyn at Ebbets Field.

June 15, 1957 - Following the "Copacabana incident," the Yankees trade Billy Martin to Kansas City with Woodie Held, Bob Martyn and Ralph Terry for Ryne Duren, Jim Pisoni and Harry Simpson.

Apr. 22, 1959 - Whitey Ford pitches a 1-0, 14-inning complete game shutout at Washington, allowing seven hits with 15 strikeouts.

May 7, 1959 - The Yankees and Dodgers play an exhibition game before 93,103 fans at the L.A. Coliseum. The game is played to honor paralyzed Dodgers catcher Roy Campanella.

Oct. 8, 1960 - Second baseman Bobby Richardson sets an all-time World Series record (since tied by Hideki Matsui on 11/4/09 vs. PHI, Albert Pujols on 10/22/11 w/ STL at TEX and Addison Russell on 11/1/16 w/ CHC at CLE) with 6RBI in Game 3 of the World Series vs. Pittsburgh, hitting a grand slam in the first inning and two-run single in the fourth inning of a 10-0 Yankees win.

Sept. 26, 1961 - Roger Maris hits his 60th home run of the season off Baltimore's Jack Fisher in a 3-2 Yankees win at Yankee Stadium, tying Babe Ruth's Major League record.

Oct. 1, 1961 - Roger Maris hits his 61st home run in the season's final game off Boston's Tracy Stallard at Yankee Stadium, establishing a then-Major League record. It was the only run in a 1-0 Yankees victory. The ball was caught in right field by local teenager Sal Durante.

June 24, 1962 - Jack Reed's two-run, 22nd-inning HR ends the longest game in Yankees history, a 9-7 win at Detroit.

Oct. 16, 1962 - In Game 7 of the World Series, superb fielding from RF Roger Maris holds Matty Alou at third base after a two-out, ninth-inning Willie Mays double. Bobby Richardson then snares a screaming line drive off the bat of Willie McCovey for the game's final out, securing a 1-0, Series-clinching victory over the Giants at Candlestick Park. New York scores the game's only run when Tony Kubek grounds into a fifth-inning double play. It would be the last championship for the Yankees until 1977.

May 22, 1963 - In an 8-7, 11-inning win vs. the Kansas City A's, Mickey Mantle hits the upper deck frieze in right field for the second time in his career, this time off righthander Bill Fischer.

June 20, 1963 - The Yankees lose to the Mets at Yankee Stadium, 6-2, in the first Mayor's Trophy game between the crosstown rivals.

Nov. 2, 1964 - CBS purchases 80 percent of the Yankees for \$11.2 million. The network later buys the remaining 20 percent.

May 14, 1967 - Mickey Mantle becomes only the sixth player—and second Yankee—to reach the 500 home run plateau, when he connects off Baltimore's Stu Miller in a 6-5 win at Yankee Stadium.

Aug. 23, 1968 - The Yankees play the longest tied game in franchise history, matching Detroit, 3-3, in Game 2 of a doubleheader at Yankee Stadium. Yankees pitcher Lindy McDaniel tosses seven perfect innings in relief in the 19-inning affair.

June 8, 1969 - "Mickey Mantle Day" is celebrated at Yankee Stadium and his uniform No. 7 is retired.

June 24, 1970 - Bobby Murcer hits HRs in four consecutive ABs over two games of a doubleheader vs. Cleveland at Yankee Stadium.

Aug. 8, 1972 - The Yankees sign a 30-year lease to play in a remodeled Yankee Stadium with completion scheduled for 1976.

Jan. 3, 1973 - A limited partnership, headed by George M. Steinbrenner III as its managing general partner, purchases the Yankees for a net price of \$8.7 million from CBS.

Apr. 6, 1973 - At Fenway Park in Boston, the Yankees' Ron Blomberg becomes MLB's first designated hitter. Batting in the top of the first inning, he walks with the bases loaded off Luis Tiant. He goes 1-for-3 with 1 RBI as the Yankees lose to the Red Sox, 15-5.

Sept. 30, 1973 - The Yankees play their final game in Yankee Stadium before gets remodeled, losing 8-5 vs. Detroit. Tigers pitcher John Hiller gets Yankees first baseman Mike Hegan to fly out to centerfield for the game's final out.

Apr. 6, 1974 - The Yankees begin the first of two seasons at Shea Stadium as Yankee Stadium is remodeled. The Yankees will go 90-69 at Shea over the two seasons (1974-75).



Jim "Catfish" Hunter

Dec. 31, 1974 - Free agent Catfish Hunter signs a then-record five-year contract with the Yankees.

Aug. 1, 1975 - Billy Martin replaces Bill Virdon for his first of five stints as manager.

Apr. 15, 1976 - Remodeled Yankee Stadium opens with an 11-4 win over Minnesota. The Twins' Dan Ford hits the first home run.

Apr. 17, 1976 - In a 10-0 win, catcher Thurman Munson homers off Minnesota's Jim Hughes,

marking the first home run hit by a Yankee in remodeled Yankee Stadium.

Oct. 14, 1976 - Chris Chambliss' ninth-inning home run off Mark Littell in Game 5 of the ALCS vs. Kansas City at Yankee Stadium gives the Yankees their 30th AL pennant and first trip to the World Series since 1964.

Nov. 29, 1976 - Free agent Reggie Jackson signs a five-year contract.

June 30, 1977 - In an 11-5 win at Toronto, the Yankees hit four HRs in a single inning for the first time in franchise history. Cliff Johnson hits 3HR in the game, including two of the Yankees' four in the eighth inning.

Oct. 9, 1977 - The Yankees rally for one run in the eighth and three runs in the ninth for a 5-3, series-clinching win in the decisive Game 5 of the 1977 ALCS at Kansas City. Sparky Lyle earns the win for the second consecutive night, finishing the game with 1.1 scoreless innings on no rest following his scoreless 5.1-inning relief appearance at Kauffman Stadium in Game 4.



Sparky Lyle

Oct. 18, 1977 - Reggie Jackson hits three home runs (on three consecutive pitches) in Game 6 of the World Series vs. the Los Angeles Dodgers at Yankee Stadium. Jackson, Babe Ruth, Albert Pujols and Pablo Sandoval are the only players to hit at least three homers in a single World Series game.

Apr. 13, 1978 - The Yankees defeat the White Sox, 4-2, in the Yankee Stadium opener on "Reggie!" Candy Bar Day. When Jackson slugs a three-run HR in the first inning, the field is showered with the chocolate and peanut candy bars, which were given out free to fans at the game.

June 17, 1978 - Ron Guidry establishes a franchise record by striking out 18 batters in the Yankees' 4-0 win vs. California.

July 24, 1978 - Billy Martin resigns as manager.

July 25, 1978 - Bob Lemon is named manager, replacing Billy Martin.

July 29, 1978 - On Old-Timers' Day, the Yankees announce that Billy Martin will return as Yankees manager in 1980 and Bob Lemon will become general manager (also see June 18, 1979).

Oct. 2, 1978 - The Yankees, 14.0 games behind Boston as late as July 19, defeat the Red Sox, 5-4, at Fenway Park in only the second one-game playoff in AL history. Bucky Dent's three-run, seventh-inning home run becomes one of the most memorable in Baseball history.

June 18, 1979 - Billy Martin is rehired as Yankees manager, replacing Bob Lemon.

Aug. 2, 1979 - Yankees Captain Thurman Munson dies in a plane crash in Canton, Ohio, at age 32. His No. 15 is immediately retired.

Aug. 6, 1979 - After delivering a eulogy at Thurman Munson's funeral earlier that morning in Canton, Ohio, Bobby Murcer hits a three-run seventh-inning homer and a two-run ninth-inning single, accounting for all five of the Yankees' runs in an emotional 5-4 comeback win vs. Baltimore at Yankee Stadium.

Oct. 28, 1979 - Dick Howser replaces Billy Martin as manager.

Dec. 15, 1980 - Free agent Dave Winfield signs a then-record 10-year contract.

Nov. 21, 1980 - Gene Michael replaces Dick Howser as manager.

May 4, 1981 - Yankees reliever Ron Davis enters in the bottom of the seventh of a 4-2 Yankees win at California. After getting Don Baylor to pop out, he strikes out eight consecutive Angels to record the save. The performance ties the AL record for consecutive strikeouts in a single game, previously set by Nolan Ryan (twice) and later tied by Roger Clemens and Blake Stein. Davis remains the all-time MLB leader in consecutive strikeouts in a relief appearance.

Sept. 6, 1981 - Bob Lemon is named manager for a second time, replacing Gene Michael.

Apr. 26, 1982 - Gene Michael becomes manager for a second time, replacing Bob Lemon.

Aug. 3, 1982 - Clyde King replaces Gene Michael as manager.

Jan. 11, 1983 - Billy Martin is named Yankees manager for the third time, replacing Clyde King.

July 4, 1983 - Dave Righetti pitches the sixth regular season no-hitter in franchise history and the first since 1951 in a 4-0 win vs. Boston at Yankee Stadium. Righetti strikes out Wade Boggs for the final out.



July 24, 1983 - The Yankees and Kansas City play the infamous "Pine Tar" game at Yankee Stadium. George Brett hits a two-out, ninth-inning home run off Goose Gossage to give the Royals an apparent 5-4 lead. Manager Billy Martin points out that the pine tar on Brett's bat is above the allowable 18 inches and Brett is subsequently called out for using an illegal bat. The Yankees (temporarily) win 4-3 (see Aug. 18, 1983).



"The Pine Tar Game"

Aug. 18, 1983 - Kansas City's protest is upheld and play is resumed at Yankee Stadium from the point immediately after Brett's home run. Yankees pitcher Ron Guidry plays CF while left-handed first baseman Don Mattingly plays second base. Royals' reliever Dan Quisenberry retires the Yankees in order in the bottom of the ninth for a 5-4 Royals win.

Dec. 16, 1983 - Yogi Berra is named manager for the second time, replacing Billy Martin.

Apr. 8, 1985 - At 46 yrs., 7 days old, Phil Niekro becomes the oldest Opening Day starter in franchise history (and third-oldest all time), allowing 5ER in 4.0IP in a 9-2 Yankees defeat at Boston.

Apr. 28, 1985 - Billy Martin is named manager for a fourth time, replacing Yogi Berra.

Aug. 4, 1985 - The Yankees celebrate "Phil Rizzuto Day" at Yankee Stadium, dedicating a plaque in his honor and retiring his No. 10. The Yankees fall to the Chicago White Sox, 4-1, as Tom Seaver wins his 300th career game.

Oct. 6, 1985 - Phil Niekro tosses a four-hit complete game shutout in an 8-0 victory at Toronto's Exhibition Stadium for his 300th career win.

Oct. 17, 1985 - Lou Piniella is named manager for the first time, replacing Billy Martin.

June 29, 1987 - At Toronto's Exhibition Stadium, the Yankees defeat the Blue Jays, 15-14, behind a pair of grand slams from Don Mattingly and Dave Winfield.

July 18, 1987 - Don Mattingly homers off Texas' Jose Guzman to tie Dale Long's Major League record of hitting a home run in eight consecutive games (Mattingly hits 10 HR during the streak).

Sept. 29, 1987 - Don Mattingly hits a grand slam off Boston's Bruce Hurst, setting a Major League record (tied by Travis Hafner in 2006) with six grand slams in a season.

Oct. 19, 1987 - Billy Martin is named manager for the fifth time, replacing Lou Piniella.

June 23, 1988 - Lou Piniella is named manager for the second time as Billy Martin is replaced as Yankees manager for the fifth and final time.

July 27, 1988 - Tommy John commits three errors on one play during the fourth inning of a 16-3 Yankees victory vs. Milwaukee. John becomes the first pitcher in the Modern Era to commit three miscues in the same inning.

Oct. 7, 1988 - Dallas Green replaces Lou Piniella as manager.

Dec. 9, 1988 - The Yankees sign a 12-year television contract with the Madison Square Garden Network.

Aug. 18, 1989 - Bucky Dent is named manager, replacing Dallas Green.

Dec. 25, 1989 - Billy Martin dies in an automobile accident near Binghamton, N.Y., at age 61.

June 6, 1990 - Stump Merrill replaces Bucky Dent as manager.

July 1, 1990 - With a no-hitter intact with two out in the bottom of the eighth at Comiskey Park, the Yankees make three errors behind starter Andy Hawkins, leading to four unearned runs as the Yankees go on to lose, 4-0. While initially ruled a "no-hitter", MLB removes the designation in 1991 after redefining a "no-hitter" as requiring a pitcher(s) to complete at least 9.0IP.

Oct. 29, 1991 - Buck Showalter replaces Stump Merrill as manager.

Sept. 4, 1993 - Jim Abbott tosses a no-hitter in a 4-0 win vs. Cleveland at Yankee Stadium.

Aug. 13, 1995 - Mickey Mantle dies of cancer at age 63 in Dallas, Tex.

Sept. 6, 1995 - Lou Gehrig's record of 2,130 consecutive games played is broken when Baltimore's Cal Ripken, Jr. plays in his 2,131st.

Oct. 4, 1995 - The Yankees play the longest postseason game in their history, a 15-inning, 7-5 win over Seattle at Yankee Stadium. Jim Leyritz hits a walk-off two-run HR in a contest that marks the final home game for Don Mattingly.

Nov. 2, 1995 - Joe Torre is named the Yankees' 31st manager, replacing Buck Showalter.

Mar. 1, 1996 - The Yankees defeat the Cleveland Indians, 5-2, in the first ever game at Legends Field (renamed George M. Steinbrenner Field in 2008), the club's new spring training home.

Apr. 9, 1996 - The Yankees defeat the Kansas City Royals, 7-3, in a snowy Bronx home opener. Starter Andy Pettitte earns the win as newcomers Joe Girardi (replacing Mike Stanley) and Tino Martinez (replacing Don Mattingly) get booed during pregame introductions. Hitting in the ninth spot, rookie shortstop Derek Jeter goes 1-for-3 with a single.

May 1, 1996 - Outfielder Gerald Williams goes 6-for-8 with 1HR and 3RBI in a 15-inning, 11-6 win at Baltimore. With Myril Hoag (6/6/1934 at Boston) & Johnny Damon (6/7/2008 vs. Kansas City), he is one of three Yankees in franchise history with six hits in a single game.

May 14, 1996 - Dwight Gooden hurls the eighth regular season no-hitter in Yankees history, a 2-0 blanking of the Seattle Mariners at Yankee Stadium.

June 16, 1996 - Mel Allen, the legendary "Voice of the Yankees" from 1939-64, passes away at age 83.

Aug. 25, 1996 - A monument in honor of Mickey Mantle is unveiled in Yankee Stadium's Monument Park.

Oct. 23, 1996 - In Game 4 of the World Series at Atlanta, Jim Leyritz hits a three-run, eighth-inning homer off the Braves' Mark Wohlers, tying the game, 6-6. The Yankees go on to win, 8-6, in 10 innings.



Jim Leyritz hits his tide-turning three-run home run in Game 4 of the 1996 World Series at Atlanta, knotting the score at 6-6.



Oct 24, 1996 - The Yankees' Andy Pettitte (8.1IP) outduels Atlanta's John Smoltz (8.0IP), 1-0, in Game 5 in Atlanta.

Oct. 26, 1996 - In Game 6 of the World Series at Yankee Stadium, John Wetteland closes out a 3-2 win vs. Atlanta, marking the Yankees first World Championship in 18 years.

June 23, 1997 - With 16K in a 5-2 Yankees win at Detroit, David Cone establishes the Yankees' all-time single-game high for a right-handed pitcher (since tied by Michael Pineda in 2015).

April 15, 1998: Two days after a beam falls into the stands at Yankee Stadium, the team is forced to play a home day game at Shea Stadium, where they defeat the Angels, 6-3. In the regularly-scheduled night game at Shea, the Mets down the Cubs, 2-1.

May 17, 1998 - David Wells tosses the first regular-season perfect game by a Yankee (and 14th in Baseball history), defeating Minnesota 4-0 at Yankee Stadium.

Sept. 25, 1998 - The Yankees set a then-American League record with their 112th win of the season (a 6-1 win vs. Tampa Bay at Yankee Stadium), breaking the mark of 111 by the 1954 Indians.

Sept. 27, 1998 - The Yankees finish their regular season with a 114-48 (.704) mark, becoming the first team since the 1954 Indians (111-43, .721) with a win. pct. above .700.



1998 World Series MVP Scott Brosius celebrates the final out of their series win at San Diego.

Oct. 21, 1998 - The Yankees complete an incredible season with a four-game World Series sweep of the San Diego Padres to capture the franchise's 24th World Championship. The 3-0 win gives the club a 125-50 record over the entire season (114-48 in the regular season, 11-2 in postseason).

Mar. 8, 1999 - Joe DiMaggio passes away at age 84 in Hollywood, Fla.

Apr. 25, 1999 - A monument in honor of Joe DiMaggio is unveiled in Yankee Stadium's Monument Park in front of a sold out Stadium and many of DiMaggio's former teammates. Paul Simon sings "Mrs. Robinson" while standing in center field.

July 18, 1999 - On "Yogi Berra Day," David Cone tosses the 15th regular season perfect game in Baseball history, one season after David Wells accomplishes the feat. Coincidentally, Don Larsen — who tossed a perfect game in the 1956 World Series — throws out the ceremonial first pitch.

Oct. 27, 1999 - The Yankees play Baseball's last game of the century and complete a four-game sweep of the Atlanta Braves, capturing their 25th World Championship.

Apr. 23, 2000 - In a 10-7 Yankees win at Toronto, Jorge Posada and Bernie Williams become the first pair of teammates in MLB history to each homer from both sides of the plate in the same game.

July 8, 2000 - The Yankees and Mets play the first two-stadium, split doubleheader in nearly 100 years with the Yankees sweeping both games by the score of 4-2. Game 1 took place at Shea Stadium followed by Game 2 that night at Yankee Stadium. It marked the first day-night DH to take place in different venues since the New York Giants and Brooklyn Superbas faced off on 9/7/1903.

Oct. 21, 2000 - The Yankees' World Series Game 1 win vs. the Mets at Yankee Stadium marks their 13th consecutive victory in World Series play, breaking the 12-game record-streak of the 1927, 1928 and 1932 Yankees.

Oct. 26, 2000 - The Yankees win World Series Game 5 over the Mets at Shea Stadium, clinching their third consecutive World Championship in the first "Subway Series" since 1956. It marks the first time a club has won three consecutive World Series titles since the 1972-74 Oakland Athletics.

Sept. 2, 2001 - Mike Mussina comes within one out of a perfect game at Fenway Park, before Carl Everett singles with two outs in the ninth.

Sept. 23, 2001 - Yankee Stadium hosts "A Prayer for America" service for those lost on September 11. It was the first large-scale, formally staged program offered in memory of those killed or missing and presumed dead in World Trade Center attacks.

Oct. 13, 2001 - With a 1-0 lead and two out in the bottom of the seventh of Game 3 of the ALDS in Oakland, Derek Jeter picks up Shane Spencer's errant throw from the outfield and "flips" the ball in a backhand motion to Jorge Posada, who tags Jeremy Giambi for the final out of the inning. The Yankees go on to win the game, 1-0, and the series 3-games-to-2. The play will be known as the "Flip Play."

Oct. 30, 2001 - President George W. Bush throws out the first pitch prior to the Yankees' 2-1 World Series Game 3 win vs. Arizona at Yankee Stadium.

Oct. 31, 2001 - In Game 4 of the World Series vs. Arizona at Yankee Stadium, Tino Martinez's two-out, bottom-of-the-ninth, two-run home run off Byung-Hyun Kim sends the game into extra innings. Shortly after the stroke of midnight, Derek Jeter wins the game with a "walk-off" solo home run in the 10th, earning him the nickname "Mr. November."

Nov. 1, 2001 - In the late innings of Game 5 of the World Series vs. Arizona at Yankee Stadium, fans serenade Paul O'Neill, who is playing in his last game at Yankee Stadium. Scott Brosius' two-out, bottom-of-the-ninth, two-run home run off Byung-Hyun Kim sends the game into extra innings, and Alfonso Soriano singles in the winning run in the 12th.

May 17, 2002 - Jason Giambi becomes only the 21st player — and second Yankee — to hit a "walk-off" grand slam with his team trailing by three runs (Babe Ruth did it on 9/24/25). His 14th-inning slam off Minnesota's Mike Trombley erases a 12-9 Twins lead, giving the Yankees a 13-12 win.

Apr. 8, 2003 - Hideki Matsui hits a grand slam in his Yankee Stadium debut, leading the Yankees to a 7-3 win over Minnesota.

June 3, 2003 - Derek Jeter is named team captain.

June 13, 2003 - In a 5-2 win vs. St. Louis at Yankee Stadium, Roger Clemens records his 300th career win and 4,000th strikeout.

Oct. 16, 2003 - In Game 7 of the ALCS vs. Boston at Yankee Stadium, Aaron Boone becomes the fifth player—and second Yankee (also Chris Chambliss, 1976 ALCS vs. Kansas City)—to end a postseason series with a "walk-off" HR, when his 11th-inning leadoff solo shot off Tim Wakefield clinches the Yankees' 39th pennant.

Mar. 30-31, 2004 - The Yankees play their first-ever regular season games outside of North America, splitting a pair against Tampa Bay at the Tokyo Dome, losing 8-3 and winning 12-1, respectively.

July 1, 2004 - Derek Jeter makes his most famous catch, diving into Yankee Stadium's third base stands to nab a 12th-inning popup off the bat of Boston's Trot Nixon. John Flaherty wins the game with a 13th-inning RBI single.

Apr. 26, 2005 - Alex Rodriguez hits three home runs (all off Bartolo Colon) and becomes just the second Yankee in franchise history to record at least 10 RBI in a game (also Tony Lazzeri, 11 on 5/24/36) in a 12-4 win vs. the Angels at Yankee Stadium.



June 15, 2005 - The Yankees announce plans for a new Yankee Stadium to be constructed in Macombs Dam and John Mullaly Parks, located on the north side of 161st Street (adjacent to the site of the original Stadium).

Apr. 29, 2006 - For the second time in franchise history, the Yankees score in each inning of a game during a 17-6 win vs. Toronto (also 7/26/39 vs. St. Louis).

May 11, 2006 - Hideki Matsui is removed from the game in the top of the first vs. Boston after fracturing his left wrist. According to Rule 10.24 (c), his 1,768 consecutive-games-played streak (1,250 with the Yomiuri Giants and 518 with the Yankees) comes to an end as he did not play one half-inning in the field or complete a time at-bat by reaching base or making an out. His streak as a Yankee is the longest since Lou Gehrig's (2,130 games).

May 16, 2006 - The Yankees tie a franchise record by overcoming a nine-run deficit vs. Texas to win, 14-13, in nine innings. Jorge Posada hits a two-run "walk-off" home run off Akinori Otsuka.

Aug. 16, 2006 - The Yankees break ground for a new Yankee Stadium, scheduled to be ready for Opening Day 2009.



George Steinbrenner [C] breaks ground for the current Yankee Stadium on Aug. 16, 2006.

Aug. 4, 2007 - In a 16-8 win vs. Kansas City, Alex Rodriguez becomes the 22nd and youngest (32y, 8d) player in MLB history to reach the 500-HR mark. He is the third player to hit his 500th career homer as a Yankee, joining Babe Ruth and Mickey Mantle.

Sept. 5, 2007 - Bob Sheppard works his final game as Yankees Public Address Announcer, a 3-2 win over Seattle.

Oct. 30, 2007 - Joe Girardi is named the 32nd manager in Yankees franchise history.

Mar. 18, 2008 - The Yankees visited Blacksburg, Va., to play an exhibition game vs. Virginia Tech to honor the victims and aid in the healing process following the tragic events on the college's campus on Apr. 16, 2007. Prior to the game at English Field, Yankees players and staff visited the campus' memorial site.

March 27, 2008 - Prior to the Yankees' final home spring training game, Legends Field is renamed George M. Steinbrenner Field.

June 7, 2008 - Johnny Damon goes 6-for-6 in the Yankees' 12-11 win vs. Kansas City, matching the franchise record for hits in a nine-inning game (see June 6, 1934 - Myril Hoag) and becoming the only Yankee in original Yankee Stadium history to record six hits in a game of any length. His final hit is a "walk-off" single.

Sept. 16, 2008 - Derek Jeter singles off Chicago's Gavin Floyd in the first inning for his 1,270th career hit at Yankee Stadium, surpassing Lou Gehrig for most all-time at the ballpark.

Sept. 21, 2008 - The Yankees play their last ever game in the original Yankee Stadium. Julia Ruth Stevens, daughter of Babe Ruth, throws out the first pitch, and Jose Molina hits the park's final home run in the fourth inning. Following the Yankees' 7-3 win over Baltimore, Derek Jeter thanks the fans over the Stadium PA system.

Sept. 28, 2008 - On the season's final day at Fenway Park, Mike Mussina records his 20th win of the year, becoming the oldest pitcher in MLB history to become a first-time 20-game winner.

Nov. 8, 2008 - Local Bronx high school youth groups are joined by former players Scott Brosius, David Cone, Jeff Nelson and Paul O'Neill and Yankees General Partner Jennifer Steinbrenner Swindal in removing home plate, the pitcher's rubber and pails of dirt from the original Stadium, then installing them in the current Stadium.

Apr. 3-4, 2009 - The Yankees play their first exhibition games in the current Yankee Stadium, defeating the Cubs, 7-4 and 10-1, respectively. Chien-Ming Wang tosses the first pitch in the Apr. 3 contest.

Apr. 16, 2009 - The Yankees play the first regular season game in Yankee Stadium history, falling to Cleveland, 10-2. CC Sabathia tosses the Stadium's first official pitch, Johnny Damon records the first hit (first-inning single off Cliff Lee) and Jorge Posada hits the first HR (fifth-inning off Lee).

May 14 - June 1, 2009 - The Yankees set an all-time MLB mark (since surpassed) with 18 consecutive errorless games (safely handling 660 chances).

Sept. 11, 2009 - Derek Jeter breaks Lou Gehrig's all-time franchise mark of 2,721 hits with a single off Baltimore's Chris Tillman at Yankee Stadium. Gehrig had held the mark since 9/6/37.

Oct. 4, 2009 - Alex Rodriguez hits a three-run HR and a grand slam in the sixth inning of the season finale at Tampa Bay in a 10-2 Yankees win, setting an all-time AL mark with 7RBI in an inning.

Nov. 4, 2009 - The Yankees win their 27th World Series, defeating Philadelphia in Game 6, 7-3. Hideki Matsui ties Bobby Richardson's World Series mark (1960 Game 3 vs. Pittsburgh) with 6RBI (since tied by Albert Pujols in 2011 and Addison Russell in 2016). Andy Pettitte records the win, becoming the first pitcher to start and record the win in the clinching game in all three rounds of a single postseason. Manager Joe Girardi joins Billy Martin and Ralph Houk as the only Yankees to win a World Series with the club as a player and manager.

June 12-13, 2010 - Jorge Posada becomes the first Yankee since Bill Dickey (June 3, G2 - June 4, 1937) to hit grand slams in back-to-back games. He accomplishes the feat in 9-3 and 9-5 wins vs. Houston.

July 11 and 13, 2010 - Longtime Yankees P.A. announcer Bob Sheppard passes away at his home in Baldwin, Long Island, at age 99 and Yankees Principal Owner George M. Steinbrenner III passes away in Tampa, Fla. at age 80.

Aug. 4, 2010 - Alex Rodriguez becomes the seventh (and youngest) player in MLB history to hit his 600th HR, accomplishing the feat at 35 years, 8 days old in a 5-1 win vs. Toronto.

Sept. 20, 2010 - The Yankees dedicate a monument to Principal Owner George M. Steinbrenner in Monument Park.

July 9, 2011 - Derek Jeter becomes the 28th player all time to record 3,000 hits, accomplishing the feat with a third-inning solo home run off David Price in a 5-4 win vs. Tampa Bay. He goes 5-for-5 on the day, matching his personal career high in hits.



Mike Mussina [R] smiles with Johnny Damon on Sept. 28, 2008, after becoming the oldest pitcher to win 20 games for the first time.

July 30, 2011 - In Game 2 of a doubleheader vs. Baltimore, the Yankees score 12 first-inning runs in a 17-3 win, sending 16 men to the plate with 13 reaching base (seven singles, two doubles, 1HR, 2BB and 1E). All nine batters had at least 1H and 1R. The club sets a franchise record for most runs scored in the first inning in any game.

Aug. 25, 2011 - In a 22-9 win vs. Oakland, Robinson Cano, Russell Martin and Curtis Granderson each hit grand slams. The Yankees become the first MLB team to hit three grand slams in a single game.

Sept. 19, 2011 - Mariano Rivera records his 602nd career save, closing out a 6-4 win vs. Minnesota at Yankee Stadium to surpass Trevor Hoffman and become the all-time Major League leader.

Aug. 13-14, 2013 - Alfonso Soriano records 2HR and 6RBI then 2HR and 7RBI in consecutive games vs. Los Angeles-AL. He becomes just the third player all time since RBI became official statistic in 1920 to record at least 6RBI in consecutive games.

Sept. 22 and 26, 2013 - The Yankees celebrate the career of Mariano Rivera with a 50-minute pregame ceremony, including the unveiling of his No. 42 in Monument Park and a live performance of "Enter Sandman" by Metallica. Four days later at Yankee Stadium, Rivera makes his final career appearance. He is removed from the game by longtime teammates Derek Jeter and Andy Pettitte, who come out of the dugout to make the pitching change.

Aug. 23, 2014 - The Yankees retire Joe Torre's No. 6.

Sept. 7, 2014 - The Yankees hold "Derek Jeter Day" in front of a sellout crowd of 48,110.



Derek Jeter celebrates after hitting a walk-off single in his final career home game on Sept. 25, 2014.

Aug. 22-23, 2015 - The Yankees retire Jorge Posada's No. 20 and Andy Pettitte's No. 46 on consecutive days.

Oct. 1, 2015 - The Yankees record the 10,000th regular season win in franchise history, defeating Boston, 4-1, to clinch a postseason berth and the club's first-ever appearance in the AL Wild Card Game. They are the first AL club to reach the 10,000-win plateau, and — according to the *Elias Sports Bureau* — own the best winning pct. (.569) of any franchise at the time of its 10,000th win.

Sept. 25, 2014 - Derek Jeter plays his final game at Yankee Stadium, hitting a "walk-off" single to defeat Baltimore, 6-5, after closing David Robertson allows three runs in the top of the ninth to allow the Orioles to tie the score.

May 24, 2015 - The Yankees retire Bernie Williams' No. 51.

June 19, 2015 - Alex Rodriguez records his 3,000th career hit with a solo HR off Detroit's Justin Verlander at Yankee Stadium.

Aug. 8-9, 2015 - The Yankees are shut out in consecutive games for the first time since 5/12-13/99, having played 2,665 games in between, ending the longest streak of not being shut out in consecutive games in MLB history.

Aug. 13, 2016 - After the 1996 team was honored for its 20th anniversary in a pregame ceremony, Tyler Austin and Aaron Judge make their MLB debuts and hit back-to-back HRs in the second inning in their first career plate appearances. It marks the first time in MLB history that debuting teammates homered in the same game. There had been just one prior game in MLB history in which two players each hit HRs in their first career at-bats, but they were on opposing teams (on 4/19/38 at Shibe Park, the Phillies' Emmett "Heinie" Mueller & the Dodgers' Ernie Koy — both in the first inn.).



Aaron Judge [R] congratulates Tyler Austin after hitting the first of back-to-back HRs, each coming in their first career plate appearances on Aug. 13, 2016.

Aug. 14, 2016 - Mariano Rivera's Monument Park plaque is unveiled in a pregame ceremony.

Sept. 28, 2016 - Mark Teixeira hits his 409th and final career HR — a walk-off grand slam vs. Boston in a 5-3 Yankees win.

May 7, 2017 - The Yankees outlast the Cubs, 5-4, in 18 innings at Wrigley Field, as the teams combine for a then-record 48 strikeouts. Yankees pitchers tie the all-time single-game mark with 26K (third time in MLB history).

May 14, 2017 - In between games of a Mother's Day doubleheader vs. Houston, Derek Jeter's No. 2 is retired and his Monument Park plaque is unveiled.

Oct. 8, 2017 - In ALDS Game 3 vs. Cleveland, Greg Bird hits a solo HR to lead off the seventh, joining Jorge Posada (2001 ALDS G3 at Oakland, fifth inn.) and Tommy Henrich (1949 WS G1 vs. Brooklyn, ninth inn.) as the only Yankees to homer in 1-0 postseason wins.

Oct. 11, 2017 - The Yankees win ALDS Game 5 at Cleveland, 5-2, overturning a 2-games-to-0 deficit to win the series over the AL's winningest regular season team. Didi Gregorius totals 3RBI with a first-inning solo HR and a two-run homer in the third, both off AL Cy Young Award winner Corey Kluber.

Mar. 29, 2018 - Giancarlo Stanton makes his Yankees debut, going 3-for-5 with 1 double, 2HR and 4RBI at Toronto. He is just the second Yankee to homer twice in his first game with the club, joining Roger Maris (2HR on 4/19/60 at Boston). He also becomes the seventh Yankee to hit 2HR on Opening Day and first since Joe Pepitone on 4/9/63 at the K.C. A's.

Apr. 3, 2018 - Didi Gregorius goes 4-for-4 with 1 double, 2HR, 1BB and 8RBI in Yankees' 11-4 home opener win vs. Tampa Bay, setting single-game franchise records for RBI by a shortstop, RBI by a Yankee in a home opener and RBI in the current Yankee Stadium.

May 6, 2018 - At 21 years, 144 days old, Gleyber Torres becomes the youngest Yankee in franchise history to hit a "walk-off" HR with a three-run shot in the ninth inning of a 7-4 win vs. Cleveland.

April 30, 2019 - At Arizona's Chase Field, CC Sabathia fans former batterymate John Ryan Murphy for career strikeout No. 3,000 to become the 17th pitcher and third LHP to reach the milestone.

June 29-30, 2019 - The Yankees sweep Boston in a two-game series at England's London Stadium, the site of the 2012 Olympic Games, in the first two Major League games ever played in Europe. The Yankees emerge victorious in 17-13 and 12-8 slugfests.



September 27, 2019 - A day after the Minnesota Twins become the first team to hit 300HR in a season, the Yankees join them, as Giancarlo Stanton takes Texas's Joe Palumbo deep in the first inning of a 14-7 win at Globe Life Park. It is the first of six Yankees longballs that night, as the club finishes the season with a franchise-record 306 home runs, one shy of the Twins' Major League-record 307.

July 23, 2020 - The Yankees and defending World Series champion Nationals kick off the abbreviated, COVID-19 affected 2020 season with MLB's opening game. Gerrit Cole makes his Yankees debut (5.0IP, 1H, 1R), earning the win in the Yankees' 4-1 victory.

Sept. 15-17, 2020 - The Yankees hit 19HRs in a three game series vs. Toronto (while outscoring them 43-15) to set an MLB mark for HRs over any three-game stretch. In the final game of the series, the Yankees hit 5HR in the fourth inn. vs. Toronto (Gardner/LeMahieu/Voit b2b2b; Stanton/Torres b2b), setting a single-inning franchise record and tying the MLB mark (seventh time).

May 19, 2021 - Corey Kluber tosses his first career no-hitter in a 2-0 win at Texas, allowing just one baserunner (BB in the 3rd inn.) while throwing 101 pitches. It was the 12th no-hitter in Yankees franchise history (incl. postseason) and the first by a Yankee since David Cone's perfect game on 7/18/99 vs. Montreal.

May 21, June 17 & June 20, 2021 - The Yankees turned triple plays on each of these dates (vs. Chicago-AL, at Toronto in Buffalo and vs. Oakland, respectively), setting a single season franchise record and becoming just the eighth team in modern MLB history to record three in a single year. The Yankees had recorded just three triple plays in total over their previous 52 seasons (1969-2020).

Oct. 3, 2021 - The Yankees clinch a postseason berth on the regular season's final day with a 1-0, ninth-inning, "walk-off" win vs. Tampa Bay. The victory comes on an infield single by Aaron Judge, marking his first career "walk-off" hit.

June 2-3, 2022 - Jameson Taillon tosses 7.0 perfect innings to open Game 2 on June 2 vs. Los Angeles-AL and Gerrit Cole tosses 6.2 perfect innings to begin his start on June 3 vs. Detroit to become the first teammates in the Expansion Era (since 1961) to open consecutive games with at least 6.0 perfect innings pitched.

July 19, 2022 - In an L.A. homecoming, Giancarlo Stanton becomes the third Yankee to be named All-Star Game MVP (also Jeter-2000, Rivera-2013), going 1-for-2 with a two-run, fourth-inning HR as the A.L. wins, 3-2, at Dodger Stadium.



Aaron Judge [L] and Gerrit Cole following Game 2 on Oct. 4, 2022 at Texas, where Judge set the all-time single-season AL HR mark and Cole set the single-season franchise record for strikeouts.

Oct. 4, 2022 - In the penultimate game of the season (the second game of a doubleheader at Texas), Aaron Judge hits his 62nd homer of the year off Jesús Tinoco, passing Roger Maris (61HR in 1961) as the all-time A.L. single-season record holder. Additionally, starter Gerrit Cole fans Nathaniel Lowe in the first inning to pass Ron Guidry (248K in 1978) for the all-time single-season franchise record for strikeouts. Cole finishes with 9K in the game and 257K on the year.

Dec. 21, 2022 - At a press conference to announce his new nine-year contract, Aaron Judge is named the 16th captain in franchise history by Managing General Partner Hal Steinbrenner.

June 28, 2023 - In an 11-0 victory at Oakland, Domingo Germán authors the 24th perfect game in baseball history and fourth by a Yankee, needing just 99 pitches to accomplish the feat. His catcher is Kyle Higashioka, who matches Yogi Berra and Joe Girardi as the only Yankees in franchise history to catch multiple no-hitters.

Sept. 1, 2023 - In a 6-2 victory at Houston, Jasson Dominguez makes his MLB debut and homers in his first career plate appearance off Justin Verlander. The outfielder becomes the second player in MLB history to homer in his first career AB off a reigning Cy Young Award winner, joining the Yankees' Marcus Thames on 6/10/02 vs. Arizona off Randy Johnson. He also becomes the sixth player in franchise history to homer in his first career plate appearance.



Lou Gehrig Appreciation Day - July 4, 1939

Prior to the Yankees' May 2, 1939, game at Detroit's Briggs Stadium, captain Lou Gehrig gave the umpires his team's lineup card — which did not have his name on it. He watched the entire game from the bench, marking the end of his 2,130-consecutive-games-played streak. "The Iron Horse" was suffering the effects of amyotrophic lateral sclerosis (ALS), a disease known since as Lou Gehrig's disease. He would never play again.

Just over two months later, on July 4, 1939, Lou Gehrig Appreciation Day was held in front of approximately 62,000 fans at Yankee Stadium. Ceremonies took place between games of a doubleheader against the Washington Senators. Gehrig and his teammates were joined by members of the 1927 Yankees. After speeches by Mayor Fiorello La Guardia and Postmaster James A. Farley, Manager Joe McCarthy said his public goodbye to Gehrig: "Lou, what can I say except that it was a sad day in the life of everybody who knew you when you came to my hotel room that day in Detroit and told me you were quitting as a ballplayer because you felt yourself a hindrance to the team. My God, man, you were never that."

Various gifts were presented to Gehrig from club employees and the rival New York Giants. His teammates gave him a trophy, which was inscribed with a poem by *New York Times* writer John Kieran. As the crowd chanted, "We want Lou; We want Lou...", Gehrig stepped to the microphone to deliver one of the most oft-quoted speeches in American history.

"For the past two weeks you've been reading about a bad break. Today I consider myself the luckiest man on the face of the Earth. I have been in ballparks for 17 years and have never received anything but kindness and encouragement from you fans.

"When you look around, wouldn't you consider it a privilege to associate yourself with such fine-looking men as are standing in uniform in this ballpark today? Sure, I'm lucky. Who wouldn't consider it an honor to have known Jacob Ruppert? Also, the builder of baseball's greatest empire, Ed Barrow? To have spent six years with such a grand



little fellow as Miller Huggins? To have spent the next nine years with that smart student of psychology, the best manager in baseball today, Joe McCarthy? Who wouldn't feel honored to room with such a grand guy as Bill Dickey?

"When the New York Giants, a team you would give your right arm to beat, and vice versa, sends you a gift—that's something. When the groundskeepers and office staff and writers and old-timers and players and concessionaires all remember you with trophies—that's something. When you have a wonderful mother-in-law who takes sides with you in squabbles against her own daughter—that's something. When you have a father and a mother who work all their lives so that you can have an education and build your body—it's a blessing. When you have a wife who has been a tower of strength and shown more courage than you ever dreamed existed—that's the finest I know.

"So I close in saying that I might have been given a bad break, but I've got an awful lot to live for. Thank you."

On January 6, 1940, Yankees team president Ed Barrow announced that No. 4 would be retired from use. To this day, Gehrig remains the only Yankee ever to wear the number.

Gehrig died on June 2, 1941, at his home in the Riverdale section of the Bronx. He was 37. 🦾

Babe Ruth Day - April 27, 1947

On April 27, 1947, Babe Ruth Day was celebrated throughout Major League Baseball, as the Babe said goodbye in an on-field ceremony at Yankee Stadium. Dressed in a topcoat, Ruth, weakened by throat cancer, made the following remarks:



"Thank you very much, ladies and gentlemen. You know how bad my voice sounds—well it feels just as bad.

"You know this baseball game of ours comes up from the youth. That means the boys. And after you're a boy and grow up to know how to play ball, then you come to the boys you see representing themselves today in your national pastime. The only real game—I think—in the world is baseball.

"As a rule, some people think if you give them a football, or a baseball, or something like that—naturally they're athletes right away. But you can't do that in baseball. You've gotta start from way down [at] the bottom, when you're 6 or 7 years of age. You can't wait until you're 15 or 16. You gotta let it grow up with you. And if you're successful, and you try hard enough, you're bound to come out on top—just like these boys have come to the top now.

"There's been so many lovely things said about me, and I'm glad that I've had the opportunity to thank everybody. Thank you."

Ruth memorably returned to Yankee Stadium on June 13, 1948, to celebrate the 25th anniversary of Yankee Stadium and have his uniform No. 3 retired.

He died on August 16, 1948, at Memorial Hospital in New York at age 53. His body laid in state at the entrance of Yankee Stadium on Aug. 17 and 18, before his funeral on Aug. 19 at New York's St. Patrick's Cathedral. 🦾

Bob Sheppard - "The Voice of Yankee Stadium"

Bob Sheppard will forever be the "The Voice of Yankee Stadium." With his instantly recognizable elocution — in which each syllable was given meticulous attention — Sheppard provided a soundtrack of irrefragable dignity to Yankee Stadium for 57 years.

Sadly, he passed away on July 11, 2010, at his home in Baldwin, N.Y., with his wife, Mary, by his side. He was 99 years old.

Born in Ridgewood, Queens, Sheppard began his tenure as Yankees public address announcer on April 17, 1951—Opening Day of Joe DiMaggio's final season and the day of Mickey Mantle's Major League debut. Among the approximately 4,500 baseball games he worked over his tenure with the Yankees were 121 consecutive postseason contests from 1951 to 2006, including 62 games in 22 World Series.

Sheppard's incredible career behind the microphone started when he volunteered his services for a charity football game in Freeport, Long Island, in the late 1940s. An executive from the Brooklyn Dodgers football team of the All-America Conference was at the game. He liked Sheppard's style ("clear, concise and correct") and hired him. The football Dodgers folded after just one season at Ebbets Field (1948), but one of their opponents—the New York football Yankees—heard Sheppard's booming voice and offered him their PA job at Yankee Stadium. Baseball's Yankees discovered him as a result and offered him their PA role for the 1950 season. Though he turned down their offer due to conflicts with his teaching schedule, he changed his mind the following year.

In addition to his baseball duties, Sheppard was the public address voice for the New York football Giants for 50 seasons—from their move to Yankee Stadium in 1956 until his retirement after the 2005 season. Sheppard also served the New York Titans of the American Football League at the Polo Grounds, the New York Stars of the World Football League at Downing Stadium, the New York Cosmos soccer team, and St. John's University's basketball and football teams. Sheppard also handled PA duties for five Army-Navy football games in Philadelphia.

Some of the events he listed as the most memorable of his incredible career were: Don Larsen's perfect game in Game 5 of the 1956 World Series on October 8, 1956; Roger Maris' 61st home run on October 1, 1961; Reggie Jackson's three home runs in Game 6 of the World Series on October 18, 1977; and the Giants-Colts overtime NFL Championship Game on December 28, 1958.

Sheppard attended St. John's College, which eventually became St. John's University. Always a talented athlete, he received a full athletic scholarship to the school,

playing quarterback on the football team all four years. He later enrolled at Columbia University, where he received his master's degree in speech and worked his way up from teacher-in-training to substitute teacher to permanent teacher to department chairman. In order to supplement his teaching salary, Sheppard played semiprofessional football on Sundays in Long Island with the Valley Stream Red Riders and the Hempstead Monitors, earning \$25 a game.

In 1998, Sheppard was presented with the prestigious William J. Slocum "Long and Meritorious Service" Award by the New York chapter of the BBWAA as well as the "Pride of the Yankees" award by the ballclub.

On May 7, 2000, a plaque was dedicated to Sheppard in Monument Park of the original Yankee Stadium to commemorate his 50th anniversary season. Additionally, the Yankee Stadium media dining room was named "Sheppard's Place" prior to the 2009 season to commemorate his legacy.


The native New Yorker was elected to the St. John's University Sports Hall of Fame, the Long Island Sports Hall of Fame and the New York Sports Hall of Fame.

He was awarded honorary doctorates from St. John's University (Pedagogy) and Fordham University (Rhetoric), and in 2007, received St. John's' Medal of Honor, the highest award that the university can confer on a graduate.

Sheppard also made cameo appearances in numerous motion pictures and television shows, including *61**, *It's My Turn*, *It Could Happen to You*, *For Love of the Game*, *Anger Management*, *Seinfeld* and *Mad About You*.

Sheppard announced his final game at Yankee Stadium on September 5, 2007, a 3-2 Yankees victory over the Seattle Mariners.

On Sept. 21, 2008, Sheppard provided a valedictory in the bottom of the seventh inning of the final game at the original Yankee Stadium. Unable to say goodbye in person as he continued to recover from an illness that had kept him away from the Stadium since the final weeks of the 2007 season, Sheppard gave his tribute through a taped segment which played on the video board. He recited, "Farewell, old Yankee Stadium, farewell / What a wonderful story you can tell / DiMaggio, Mantle, Gehrig and Ruth / A baseball cathedral in truth." ❧



BOB SHEPPARD'S FIRST LINEUP CARD

April 17, 1951

Boston Red Sox

Dom DiMaggio, CF
 Billy Goodman, RF
 *Ted Williams, LF
 Vern Stephens, 3B
 Walt Dropo, 1B
 *Bobby Doerr, 2B
 *Lou Boudreau, SS
 Buddy Rosar, C
 Billy Wight, P

New York Yankees

Jackie Jensen, LF
 *Phil Rizzuto, SS
 *Mickey Mantle, RF
 *Joe DiMaggio, CF
 *Yogi Berra, C
 *Johnny Mize, 1B
 Billy Johnson, 3B
 Jerry Coleman, 2B
 Vic Raschi, P

*Member of Baseball Hall of Fame



Voices Before Sheppard

Not even Bob Sheppard himself could remember who preceded him as Yankee Stadium's public address announcer. Surprisingly, the history of Sheppard's predecessors at the microphone — or, earlier, the megaphone — spanned four decades and three ballparks before Sheppard's first game on April 17, 1951.

The lineage extends to Hilltop Park in 1910, when the Yankees were commonly called the "Highlanders." On June 11, *Sporting Life* noted a new method of announcing the starting batteries. Writer E.H. Simmons described an unnamed scorecard vendor with a "deep, carrying voice" shouting the names through a megaphone at the start of each game.

In 1913, the Yankees began playing their home games at the Polo Grounds, which was also home to the New York Giants. Jack Lenz and George Levy debuted as announcers for both teams two years later. When Yankee Stadium opened in 1923, Levy continued working with the Giants while Lenz carried his megaphone to the Bronx. "I grabbed the offer," Lenz recalled in 1935. "Who wouldn't, with the old Bambino holding forth at the Stadium?"

Lenz's game-day duties began with receiving the starting lineups from the managers of both teams 15 minutes before the first pitch. After delivering a copy of each lineup to the umpire, Lenz relayed the "necessary dope" to writers in the press box via telephone. He then raised his megaphone and announced the batting orders and batteries — first toward the bleachers, then to the upper tiers of the grandstand, and finally to the lower stands. During games, Lenz occupied Field Box 133 adjacent to the Yankees dugout. He broadcasted each batter's name only once, prior to the first plate appearance by each respective player. Lenz also announced lineup changes made throughout the game.

Lenz became a fixture at Yankee Stadium. Fans chuckled at his occasional malapropisms, such as advertising a doubleheader as "two games for the price of one omission." The *New York Evening Journal* praised Lenz as "the mild-mannered megaphone man" upon announcing his 2,000th game in 1933. Lenz set aside his megaphone to inaugurate Yankee Stadium's public address system during Game 3 of the 1936 World Series.

George Levy occasionally joined Lenz at the Stadium. In 1927, Lenz and Levy announced the Opening Day lineups to 72,000 fans as part of a "two-ply announcer system." Levy replaced Lenz as Yankee Stadium's official announcer by 1939 and was likely responsible for a famous gaffe made on May 31, 1946.

"Will the spectators in the front row boxes please remove their clothing..." Levy began, only to have the second half of the request ("from the front railing") obscured by the crowd's laughter.

Al Frazin served as Yankee Stadium's public address announcer from 1947 through 1950. Frazin, a longtime announcer at Madison Square Garden, handled P.A. duties in the 1930s for the pro football Brooklyn Dodgers, who were owned by future Yankees co-owner Dan Topping. Frazin served in the U.S. Army during World War II and was recalled into active military service in August 1950.

Research indicates that Yankees public relations director Arthur "Red" Patterson handled public address duties immediately prior to Bob Sheppard's debut in 1951. Patterson likely filled Al Frazin's vacated position through the 1950 World Series. 📖



Current Yankees Public Address Announcer Paul Olden

On April 15, 2009, the Yankees announced that Paul Olden would assume full-time duties as Yankee Stadium public address announcer, replacing the iconic Bob Sheppard. Olden, a 12-time Super Bowl public address announcer (1994-2005), first manned the Yankees booth during the team's workout day on April 2. He also worked the team's first-ever Stadium exhibition games vs. Chicago-NL on April 3-4.

Sheppard, the Yankees PA announcer since 1951, had been suffering from a bronchial infection and was last able to perform his role on September 5, 2007. His longtime backup, Jim Hall, handled PA responsibilities in 2008.

Olden had a long broadcasting career prior to taking the Yankees PA position, including three seasons in the Yankees television broadcast booth from 1994-96 alongside Phil Rizzuto and Bobby Murcer. He also called games on the radio for the Tampa Bay Devil Rays (1998-2004), California Angels (1991), and Cleveland Indians (1988-89), as well as for the NFL's New York Jets (1993-96) and Los Angeles Rams (1991-92).

Previously, Olden did fill-in radio work with the NBA's New Jersey Nets (1995-96) and MLB's Angels (1989-90, '92). He was also a full-time radio broadcaster for UCLA's basketball and football teams (1989-1992) and worked for The Football Network (2003), FOX SportsNet LA (1997) and ESPN (1991-92), calling Major League Baseball and college football.

Olden's other prior PA work included the NCAA's Outback Bowl from 2002-05 and USC Trojans baseball from 1972-76. He also did on-air radio work for KPMC and KNX in Los Angeles.

Born in Chicago and raised in L.A., Olden attended Los Angeles City College and Los Angeles Valley College (2006-08). He was presented with a New York Emmy Award for best local sports coverage in 1994 for his work on Yankees telecasts. 📖



The 1927 Yankees - "Murderers' Row"

Many baseball writers and historians consider the 1927 Yankees the greatest baseball team of all time. With a lineup known as Murderers' Row, the Yankees marched to a 110-44 regular season record, leading the AL from wire-to-wire and finishing ahead of the second-place Philadelphia A's by 19.0 games. The club featured seven Hall of Famers in uniform (outfielders Babe Ruth and Earle Combs, first baseman Lou Gehrig, second baseman Tony Lazzeri, pitchers Waite Hoyt and Herb Pennock, and manager Miller Huggins). Additionally, the team was constructed by an eighth Hall-of-Famer (general manager Ed Barrow) and owned by a ninth (Jacob Ruppert).

Ruth had his signature season, hitting 60 home runs, including 17 in September. With his final blast of the year off the Washington Senators' Tom Zachary, he surpassed his own single-season record of 59 set in 1921. Ruth also led the Majors in on-base pct. (.486), slugging pct. (.772), runs (158), walks (137) and strikeouts (89).

Hitting behind Ruth in the clean-up spot, Gehrig won the AL MVP Award, batting .373 with 173 RBI, 117 extra-base hits and 447 total bases. While this marked Gehrig's breakout season, his winning the award had a lot to do with the rules of the time, which prohibited a repeat winner (Ruth had won in 1923). Nevertheless Gehrig's totals for extra-base hits, total bases and RBI are the second-highest, third-highest and tied for the fourth-highest, respectively, in a single season in Baseball history.

As a club, the Yankees led the Majors in almost every offensive category, including runs (975), triples

(103), home runs (158), walks (642), batting avg. (.307), on-base pct. (.384) and slugging pct. (.488). Ruth and Gehrig alone tallied 107 combined homers, just two shy of the New York Giants, who had the second-most as a team in the Majors.

For all the attention that the hitters received, the pitchers were every bit as good. They led the Majors with a 3.20 combined ERA and allowed the third-fewest walks (409) and homers (42) among the Majors' 16 teams. They tossed 82 complete games (second in the AL) and led their league with 11 shutouts.

The group was paced by Hoyt, who had the best overall season of his career, going 22-7 with a 2.64 ERA and tying for the AL lead in wins. Urban Shocker, a four-time former 20-game winner with the St. Louis Browns, went 18-6 with a 2.84 ERA, while dealing with a mitral valve disorder that forced him to sleep sitting up and contributed to his death the following year.

The biggest surprise on the staff was Wilcy Moore—a player recommended to Barrow in 1926 by "bird dog" scout Jack Walsh (popular legend holds that Barrow discovered Moore while reading minor league statistics in *The Sporting News*). Moore became a spot starter as well as the Yankees' principal all-purpose relief pitcher, tossing 213.0 innings (93.0 as a starter, 120.0 as a reliever), going 19-7 with a Major League-leading 2.28 ERA.

The Yankees capped off their season with a four-game World Series sweep of Pittsburgh, outscoring the Pirates 23-10. Ruth hit the only two homers of the Series and Moore tossed a complete game in the clincher. **X**




Even though most people use the term "Murderers' Row" to refer to the 1927 Yankees (pictured above), the nickname was first applied to the club by pundits in 1918.



Babe Ruth

Lineup (Typical Batting Order)	BA	G	AB	R	H	2B	3B	HR	RBI	BB
CF Earle Combs (L)	.356	152	649	137	231	36	23	6	65	63
SS Mark Koenig (S)	.285	123	526	98	150	20	11	3	60	25
RF/LF Babe Ruth (L)	.356	151	540	158	192	29	8	60	165	137
1B Lou Gehrig (L)	.373	155	584	149	218	52	18	47	173	109
LF/RF Bob Meusel	.337	135	516	75	174	47	9	8	103	43
2B Tony Lazzeri	.309	153	570	92	176	29	8	18	103	69
3B Joe Dugan	.269	112	387	44	104	24	3	2	43	27
C Pat Collins	.275	92	251	38	69	9	3	7	35	54
Reserves	BA	G	AB	R	H	2B	3B	HR	RBI	BB
2B Ray Morehart (L)	.258	73	194	45	50	7	2	1	20	29
C Johnny Grabowski	.277	70	195	29	54	2	4	0	25	20
OF Cedric Durst (L)	.248	65	129	18	32	4	3	0	25	6
SS-3B Mike Gazella	.278	54	115	17	32	8	4	0	9	23
OF Ben Paschal	.317	50	82	16	26	9	2	2	16	4
3B Julie Wera	.238	38	42	7	10	3	0	1	8	1
C Benny Bengough	.247	31	85	6	21	3	3	0	10	4
Team Totals	.307	155	5354	975	1644	291	103	158	907	642

Pitchers	W-L	ERA	G	GS	CG	IP	H	R	ER	BB	SO
22-7 Waite Hoyt	22-7	2.64	36	32	23	256.0	242	90	75	54	86
SP Herb Pennock (L)	19-8	3.00	34	26	18	210.0	222	89	70	49	51
SP Urban Shocker	18-6	2.84	31	27	13	200.0	207	86	63	38	35
SP Dutch Ruether (L)	13-6	3.38	27	26	12	184.0	202	86	69	52	45
SP George Pipgras	10-3	4.12	29	21	9	166.0	148	81	76	77	80
SP/RP Wilcy Moore	19-7	2.28	50	12	6	213.0	185	68	54	61	75
SP/RP Myles Thomas	7-4	4.85	21	9	1	89.0	109	54	48	43	25
RP Bob Shawkey	2-3	2.86	19	2	0	44.0	44	19	14	16	23
RP Joe Giard (L)	0-0	8.00	16	0	0	27.0	38	25	24	19	10
RP Walter Beall	0-0	9.00	1	0	0	1.0	1	1	1	0	0
Team Totals	110-44	3.20	155	155	82	1390.0	1398	599	494	409	431



Wilcy Moore



The 1939 Yankees - "Culmination of a Dynasty"

In a year that the American and National Leagues celebrated the 100th anniversary of the mythologized creation of baseball, the 1939 Yankees overwhelmed opponents with flawless execution and a balanced attack of pitching, defense and clutch hitting. The club tallied 106 regular season victories before taking four straight from Cincinnati to win the last of four consecutive World Series championships.

Discipline and intensity formed the bedrock of the club's success. Talented young stars—harvested from baseball's most fertile farm system—adopted their veteran teammates' no-nonsense attitude. Manager Joe McCarthy even banned card playing, smoking and radio playing from the team's clubhouse.

The season began with concern over Lou Gehrig's declining on-field performance. His severely diminished skills mystified teammates and sportswriters. The ailing first baseman batted just .143 through the first eight regular season games before benching himself on May 2 to end his streak of 2,130 consecutive games played.

Babe Dahlgren assumed first base duties, and the Yankees hit their stride in May. The team soon made a mockery of the American League pennant race, winning 28-of-32 games through June 4, including a 12-game winning streak. On June 26, the Yankees played the first night game in franchise history at Philadelphia's Shibe Park. Two days later they launched 13 home runs in a doubleheader sweep of the A's (by scores of 23-2 and 10-0).

"It hardly seems necessary to say that the Yankees appear headed for their fourth straight pennant," wrote Richards Vidmer in the *Herald Tribune*. "They have everything that a championship club needs, from pitching to power, defensive skill, leadership and a fine balance of youth and experience."

Indeed, the team's success stemmed from this potent blend. The Yankees scored 967 runs and surrendered 556. The 411 run differential remains a modern era (since 1900) record.

On July 4, a reported 61,808 spectators packed Yankee Stadium for ceremonies honoring Lou Gehrig. The team captain had been diagnosed with Amyotrophic Lateral Sclerosis (ALS), a terminal illness now commonly called "Lou Gehrig's Disease." The honoree stood silently, with head bowed, through speeches and gift presentations. When he finally addressed the crowd, Gehrig uttered one of the most famous declarations ever made on a baseball field, calling himself "the luckiest man on the face of the Earth." He concluded by offering that "I might have been given a bad break, but I've got an awful lot to live for."

Just one week later, Yankee Stadium hosted the seventh annual All-Star Game on July 11. McCarthy managed an AL starting lineup that included six Yankees—Red Ruffing (P),

Bill Dickey (C), Joe Gordon (2B), Red Rolfe (3B), George Selkirk (LF) and Joe DiMaggio (CF). Gehrig served as honorary captain in the AL's 3-1 victory.

Standout performances powered McCarthy's winning machine in 1939. Dickey (.302, 24HR, 105RBI) had a .403 on-base percentage, and Rolfe (.329, 14HR, 80RBI) paced the AL in runs scored (139), hits (213), and doubles (46), while fielding every inning of every game at third base. Gordon (.284, 28HR, 111RBI) was an All-Star in his second big league season, and rookie outfielder Charlie Keller (.334, 11HR, 83RBI) posted what would be his highest career single-season average. Selkirk (.306, 21HR, 101RBI) scored 103 runs in just 128 games.

Red Ruffing led the staff with a 21-7 mark and posted a 2.93 ERA despite an ailing arm. Six other pitchers each won between 10 and 13 games on an evenly-worked staff that led the AL with a 3.31 ERA and had only two pitchers start more than 20 games or toss more than 154 innings (Ruffing-28GS/233.1IP and Lefty Gomez-26GS/198.0IP).

Of all the 1939 Yankees, Joe DiMaggio's star shone the brightest. Despite a torn leg muscle early in the season, the graceful center fielder batted an AL-best .381 (176-for-462) with 30 home runs and 126 RBI in 120 games, earning his "Yankee Clipper" nickname from radio broadcaster Arch McDonald along the way. With 53 RBI in August, he is one of just two players in MLB history to reach the total in any single calendar month (also the Cubs' Hack Wilson, Aug. 1930). Though DiMaggio's batting average hovered above the .400 mark into early September, a late-season eye infection triggered a

September dip. Nonetheless, he went on to earn the first of three career AL MVP Awards (also 1941 and '47).

The Yankees clinched the AL pennant on Sept. 16 and completed the regular season with a 106-45 record. In the World Series, they dispensed with the Reds in Games 1 and 2 at Yankee Stadium in contests timed at 93 and 87 minutes, respectively. On the road at Crosley Field in Game 3, the Bronx Bombers launched four homers, and in Game 4, the Yankees won on "Lombardi's Snooze," with Charlie Keller crashing into Reds catcher Ernie Lombardi and rendering him temporarily immobile. This allowed three runs to cross the plate in the 10th inning in a 7-4 win, giving the Yankees their eighth Series title.

"One can write of these powerful, amazing Yankees only in superlatives," penned veteran sportswriter Fred Lieb at the end of the season. "They have accomplished feats which only a year ago would have been considered unbelievable. ... They have come closer to perfection than any other club in the first 100 years of baseball. Perhaps in another 100 years the feats of this team will have become legendary. Fans still unborn, thumbing through the records of this decade, will ask: 'Could a team have been that good?'"



Lou Gehrig holds court in the Yankees home dugout on June 21, 1939, approximately one month after his final game. (From L to R): Gehrig, second baseman Joe Gordon, pitcher Lefty Gomez, catcher Bill Dickey and coach Johnny Schulte.



Top Row: Bill Dickey, Red Ruffing, Joe DiMaggio, Oral Hildebrand, Steve Sundra, Paul Schreiber, Johnny Murphy, Lefty Gomez, Atley Donald, Tommy Henrich, Art Jorgens. Middle Row: Joe Gordon, Bump Hadley, Monte Pearson, Marius Russo, Lou Gehrig (Capt.), George Selkirk, Bill Knickerbocker, Erie "Doc" Painter (Trainer). Front Row: Buddy Rosar, Charlie Keller, Spud Chandler, Jake Powell, Art Fletcher (Coach), Joe McCarthy (Mgr.), Earle Coombs (Coach), Johnny Schulte (Coach), Red Rolfe, Babe Dahlgren, Frank Crosetti. Seated on Ground: Tim Sullivan (batboy).



The 1961 Yankees and Roger Maris' 61-Home Run Season

The 1961 Yankees are considered to be among the greatest teams of all time. Led by Roger Maris, who broke Babe Ruth's all-time single-season home run mark, the club powered their way to the 19th World Series championship in franchise history.

The Yankees finished the regular season with a 109-53 (.673) record, eight games ahead of the 101-61 (.623) Detroit Tigers. The clubs were just 1.5 games apart in the standings heading into the final full month of the season before the Yankees reeled off a 13-game winning streak from Sept. 1-12 to vault an insurmountable 11.5 games in front. Their massive win total was fueled by a 65-16 mark at Yankee Stadium, the best single-season home record in Major League history.

The Yankees had sluggers up and down the lineup, including Moose Skowron (28 HR), Yogi Berra (22 HR), Elston Howard (21 HR) and "Super-sub" Johnny Blanchard, who hit 21 homers in just 243 at-bats. Of the 240 home runs the Yankees hit, 10 were pinch-hit homers, setting a still-standing single-season franchise mark.

The pitching staff was paced by Whitey Ford, who had a career year, going 25-4 with a 3.21 ERA. Under first-year manager Ralph Houk, Ford took the ball every fourth day for the first time in his career and set career highs in wins, winning percentage (.862), starts (39) and innings pitched (283.0), earning the Cy Young Award as the best pitcher in both leagues. Bill Stafford (14-9, 2.68 ERA), Ralph Terry (16-3, 3.15 ERA) and Rollie Sheldon (11-5, 3.60 ERA) were the Yankees' other top starters, and Luis Arroyo picked up 15 wins in relief, the highest total by a reliever in franchise history.

In the World Series, the Yankees triumphed over Cincinnati, 4-games-to-1, as Ford tossed 14.0 combined scoreless innings, earning wins in Game 1 and 4. With the Series knotted at one game apiece, Game 3 proved pivotal. Down, 2-1, heading into the eighth, Blanchard tied the game with a solo homer before Maris hit a game-winning solo shot in the ninth. The Yankees then outscored the Reds 20-5 over the final two contests to win the first of two consecutive World Series titles.

Much of the season's drama centered on the chase by the M&M Boys — Roger Maris and Mickey Mantle — to break Ruth's seemingly untouchable single-season record

of 60 home runs, which he set with the 1927 Yankees. Maris, the American League MVP in 1960 and 1961, was joined in his pursuit by Mantle, who topped out at 54 home runs after sitting out seven of the club's final 10 games with an abscess in his right hip.

Maris tied Ruth's mark on Sept. 26 at Yankee Stadium with a home run off Baltimore's Jack Fisher in the team's 159th game of the season. Needing one homer to break the record with four games to go (the Yankees had played a tie earlier in the year), Maris was given a full game off prior to going homerless in the first two games of a three-game series against Boston at Yankee Stadium.

In the season's final game on Oct. 1, Maris connected in the fourth inning off Tracy Stallard, hitting a line-drive into the right-field stands for his 61st home run, which turned out to be the only run in a 1-0 Yankees victory. The quiet and humble Maris had to be pushed back onto the field by his teammates for his curtain call.

The chase was not without controversy as writers and fans loyal to Ruth clamored that the record should receive a special notation given that the American League was playing a 162-game schedule in 1961 due to the addition of two expansion teams. With the exceptions of 1901-03 and 1918-19, the AL had always played a 154-game format.

Ford Frick, a former sportswriter and New York City sportscaster who had previously ghostwritten Ruth's 1928 autobiography *Babe Ruth's Own Book of Baseball*, was the commissioner of

baseball at the time. In the middle of the season, he issued the directive that baseball's official record book, *The Little Red Book of Major League Baseball*, compiled by the *Elias Sports Bureau*, should show two records — one for a 154-game schedule and another for a 162-game schedule. Contrary to popular lore, an asterisk was never used for the notation, and separate designations remained in the official record book until 1991, when Major League Baseball finally rescinded the distinction.

Maris' 61 in 1961 remained the highest single-season home run total in American League history until Aaron Judge broke the record with 62 in 2022. It stands as the eighth-highest single-season total all time, behind those of Barry Bonds (73), Mark McGwire (70, 65), Sammy Sosa (66, 64 and 63) and Judge (62). *Ⓜ*



Roger Maris hits his 61st home run of the season on Oct. 1, 1961 at Yankee Stadium.



Top Row: Bobby Richardson, Al Downing, Luis Arroyo, John Blanchard, Bill Stafford, Rollie Sheldon, Jim Coates, Spud Murray (Batting Practice Pitcher), Bud Daley, Bruce Henry (Traveling Secretary). **Middle Row:** Gus Mauch (Trainer), Billy Gardner, Bob Hale, Joe DeMaestri, Tony Kubek, Tex Clevenger, Ralph Terry, Hector Lopez, Bob Cerv, Elston Howard, Roger Maris, Bob Turley, Joe Soares (Trainer). **Front Row:** Whitey Ford, Bill Skowron, Hal Reniff, Jim Hegan, Frank Crossetti, Ralph Houk, John Sain, Wally Moses, Earl Torgeson, Clete Boyer, Yogi Berra, Mickey Mantle. **Seated on Ground:** Batboys Frank Prudenti, Fred Bengis.

The 1998 Yankees - “Most Wins in a Single Season”

The 1998 Yankees were one of the most dominant teams in Major League baseball history. Despite starting the season with a three-game losing streak and dropping four of their first five, they proceeded to go 64-16 dating from their sixth game of the year, marking the best single-season 80-game run in franchise history.

Ultimately, the Yankees finished the regular season 114-48 (.704) and won the AL East by 22.0 games, tied for the third-largest margin of any league or division winner in MLB history (Los Angeles-NL, 2022, +22.0; Cleveland, 1995, +30.0; Pittsburgh, 1902, +27.5). Their regular season winning percentage trailed only the 1927 Murderers’ Row team (.714) for the best in franchise history, and their 125-50 overall record, including the postseason, marks the most single-season wins by any team all time.

The 1998 club excelled at every facet of the game, leading the American League in runs scored (965), runs per game (5.96), on-base percentage (.364), fewest runs per game allowed (4.05) and ERA (3.82). They ranked second in stolen bases (153) and tallied the league’s third-fewest errors (98). Five members of the club (Scott Brosius, Derek Jeter, Paul O’Neill, David Wells and Bernie Williams) were named to the AL All-Star team.

The club fielded a remarkably balanced lineup as



Bernie Williams led the AL with a .339 batting average in 1998.

10 different batters hit at least 10 home runs, with no player hitting more than 28. Additionally, the 1998 club became the first team all time to have eight players hit at least 17 home runs in a single season.

Second baseman Chuck Knoblauch was the team’s leadoff hitter (.265 BA, 117R, 17HR, 64RBI), after being acquired from Minnesota for four players just before the start of spring training. He was followed in the second spot

by Jeter, who batted .324 (203-for-626) in posting the first of his eight career 200-hit seasons. The future captain led the AL with 127 runs scored while making his first All-Star team.

O’Neill, Williams and Tino Martinez were the Yankees principal 3-4-5 hitters, though Martinez batted cleanup for stretches, including when Williams was on the disabled list with a sprained right knee from June 11 - July 18. O’Neill, in his sixth year with the club after parts of eight seasons with Cincinnati, batted .317 (191-for-602) with 40 doubles, 24HR and 116RBI, setting career highs in hits and runs scored (95). Williams won his only career batting title, posting a .339 (169-for-499) mark with 26HR, 97RBI and a .422 on-base percentage. He also won a Gold Glove for his play in centerfield.

Martinez led the club with 123RBI and solidified the defense at first base. On the opposite corner, Scott Brosius had a career year, batting .300 (159-for-530) with 19HR and 98RBI, making his only All-Star team. The catching duties were split between Jorge Posada (.268 BA, 17HR and 63RBI in 111 games) in his first year as the first-string backstop and Joe Girardi (.276 BA in 78 games).

One of the hallmarks of the club was its depth. Darryl Strawberry hit 24 home runs in just 295 at-bats and Tim

Raines put up a .395 on-base percentage in 109 games. Rookie Shane Spencer lit up the Bronx with 10 homers in 67 at-bats, including eight after being called up in September and seven in the Yankees’ last 11 games of the season. The bench was so strong that over the course of the season, the substitutes (.370) had a better on-base percentage than the starters (.364).

The pitching staff was anchored by David Cone (20-7, 3.55 ERA in 31GS), who tied for the AL and Major League lead in wins. Lefthander David Wells (18-4, 3.49 ERA in 30GS) led the AL with five shutouts and a 1.05 WHIP. Along with tossing a perfect game on May 17 vs. Minnesota, Wells also had eight complete games during the season, a total that no Yankee has equaled since.

Orlando Hernandez added a boost to the rotation following his June call-up. Signed in March as a free agent from Cuba, “El Duque” went 12-4 with a 3.13 ERA in 21 starts. Andy Pettitte (16-11, 4.24 ERA) and Hideki Irabu (13-9, 4.06 ERA) rounded out the rotation, which often got bailed out by utility pitcher Ramiro Mendoza, who went 10-2 with a 3.25 ERA in 41 appearances, including 14 starts. Mike Stanton (4-1, 5.47 ERA in 67G), Jeff Nelson (5-3, 3.79 ERA in 45G) and left-handed specialist Graeme Lloyd (3-0, 1.67 ERA in 50G in his best career season) provided the bridge to Mariano Rivera (3-0, 1.91 ERA), who notched 36 saves and allowed just four of 24 inherited runners to score.

In the postseason, the Yankees swept Texas in three games in the ALDS, outscoring them 9-1 and outhitting them 23-13. The ALCS was trickier as Cleveland took a 2-games-to-1 series lead before the Yankees won in six games. David Wells earned MVP honors, winning both of his starts in Game 1 and Game 5.

The Yankees met San Diego in the World Series, and the turning point came early. Down 5-2 in the seventh inning of Game 1 at Yankee Stadium, Knoblauch tied the score with a three-run homer. Five batters later, Tino Martinez hit a two-out, full-count grand slam off Mark Langston in the upper deck in right field to cap a seven-run inning in a 9-6 Yankee win.


The Yankees never looked back. They won Game 2, 9-3, and they took Game 3 due to the heroics of World Series MVP Scott Brosius (.471 BA, 8-for-17, 2HR, 6RBI), who got the Yankees on the board in the seventh with a solo home run and then provided the margin of victory with a three-run homer in the eighth, propelling the Yankees to a 5-4 win.

Andy Pettitte held the Padres scoreless over 7.1 innings in Game 4, which was closed out by Mariano Rivera, who recorded his third save of the series and sixth of the postseason. Rivera tossed 13.1 scoreless innings in 10 appearances during the 1998 postseason, allowing just six hits.

The championship was the Yankees’ second in three years (also in 1996) and the first of three consecutive (1998-2000). It marked the highpoint of one of the greatest eras in club history, establishing the yardstick by which all of baseball’s post-integration teams are measured. 🏆



Tino Martinez celebrates his World Series Game 1 grand slam with Derek Jeter.



Golden Era

More than a half-century ago, George Steinbrenner restored the Yankees to greatness and changed the course of the entire sports world

By Alfred Santasiere III, Courtesy of *Yankees Magazine*

It all began on Delaware Street in Buffalo, New York.

Long before George Steinbrenner purchased the Yankees more than 50 years ago, before he made the transition from a shipbuilding executive to the most recognizable team owner in sports, to a visionary who charted the path to seven World Series championships and who literally revolutionized the landscape of the sports business, he was simply trying to get his foot in the door.

Beginning in the late 1950s, Steinbrenner, whose family and business were based in northern Ohio, found himself spending significant time in Buffalo. Steinbrenner's role in American Shipbuilding Company — which he merged with his family's Kinsman Marine Transit — brought him across Lake Erie to Western New York on a weekly basis.

Steinbrenner could at times be found enjoying live music at Royal Arms, a well-known establishment in Buffalo's downtown. It was there that Steinbrenner also forged a lifelong friendship with Max Margulis, who ran the place.

While his dedication to the shipbuilding business was never in question, Steinbrenner had other aspirations, and before he pursued the one goal that he was most passionate about, he partnered with Margulis in the purchase of a restaurant in Buffalo.


Along with Jimmy Naples, another Buffalo restaurateur, Steinbrenner and Margulis bought The Chateaux, renamed it the Roundtable and continued its legacy as the place to be in Buffalo.

Yet still, the sports world beckoned. Already a part owner of the Cleveland Pipers of the American Basketball League, Steinbrenner had unsuccessfully tried to purchase the Cleveland Indians. Never one to give up, Steinbrenner remained dogged in his pursuit of a franchise.

"He was a visionary," said Yankees COO Lonny Trost, who served as outside counsel for the Yankees with the law firm of Shea and Gould and then Herrick, Feinstein for two decades before joining the front office in 1997. "But he also listened, could adapt and understand the extent of what someone might have mentioned to him and was able to run with it."

Margulis, who would later work for the Yankees prior to passing away in 2009, shared with Yankees senior vice president Tony Bruno the story of how the seeds of Steinbrenner's dream were planted.

"Mr. Steinbrenner found out that the New England Patriots were going to be sold in the early 1970s," Bruno recalled. "He knew that the Patriots' owner was going to be attending a sports writers' dinner in New York City, and he asked Max how he could get a ticket to the banquet, which was scheduled to take place



the following week. Max was so popular, particularly with sports people, that he was able to connect Mr. Steinbrenner with the head of the writers' association.

"Mr. Steinbrenner went to the dinner with the intent of trying to get an inroad into buying the New England Patriots," Bruno continued. "When he sat down at the table, the executive that he was trying to engage with from the Patriots just didn't want to have it. At one point that night, Mr. Steinbrenner turned to the person next to him and said, 'I came all this way, and I'm just trying to get a word in edgewise about buying his football team, and he won't pay me any attention.' That guy — who turned out to be Yankees president Michael Burke — said, 'I don't know why you want to buy a football team. Why don't you buy a baseball team? We're selling the New York Yankees.'"

During a long drive from Ocala, Florida, where the Boss was purchasing a few racehorses, to the team's corporate offices and spring training facility in Tampa, Steinbrenner expounded upon about those early days.

Steinbrenner was able to forge a meeting with CBS, the broadcasting company that owned the on-air great team. Prior to 1965 — the first season under CBS' stewardship — the Yankees had won the American League pennant 22 times in 29 seasons. The team then finished at least 15 games out of first place in each of the next seven seasons. From a financial perspective, things were even worse: Fewer than 1 million fans attended Yankee Stadium in 1972, the lowest total since 1945. On top of all that, The House That Ruth Built was in need of major repairs. As a result, the team played its home games at Shea Stadium during the 1974 and 1975 seasons.

Despite the fact that other suitors were willing to put up more money, Steinbrenner still found a way to make a case for himself and the group of investors he was in the process of assembling. As he explained to Bruno, that was not an easy task.



"The way Mr. Steinbrenner told the story was that [legendary CBS chairman] William S. Paley never turned toward him while he was talking," Bruno said. "Paley just looked out the window the whole time with his back to the Boss. CBS wasn't confident that Mr. Steinbrenner had the money to purchase the Yankees, and they really pushed him on that. Somehow, without ever looking Paley in the eye, Mr. Steinbrenner convinced him that he did have the money."

On Jan. 3, 1973, the Yankees were sold to a group led by Steinbrenner for \$8.8 million, a deal that included two parking garages worth \$1.2 million that were later returned to CBS' portfolio. The dollar amount was especially remarkable considering that CBS had purchased 80 percent of the team for \$11.2 million in November 1964, making the Yankees only the second team since World War II to be sold at a loss.

Steinbrenner, who personally put up \$168,000, vowed to do what many thought was impossible: turn the perennial fourth-place Yankees into world champions within a few short years.

"George had pride in the team and in being an owner," said Trost. "Right from the beginning, he wanted to win for the city, for the fans. He was conscious of what the Yankees meant to New York City; that was the utmost thing on his mind."

With the Yankees set to move into Shea Stadium temporarily, Steinbrenner held his first staff meeting in the team's makeshift offices at the New York City Parks Administration building, located in the shadows of their temporary home. The Yankees' current director of office administration, Debbie Nicolosi, was part of the front-office staff that first met Steinbrenner that spring.

"There were about 30 people who worked in the entire organization," Nicolosi said. "He walked into a conference room and introduced himself. He sat on a desk and went around the room and asked everyone their names and what they did in the organization. He explained who he was, and then he said that he valued everyone as employees, but he told us that his money was going to the players on the field. We all kind of looked at each other and laughed."

Steinbrenner would encounter a major setback prior to making good on his promise to return the Yankees to what they once were. In November 1974, Commissioner Bowie Kuhn suspended the Boss from running the team for two years — a term later reduced to 15 months — after he pleaded guilty to conspiring to make illegal corporate contributions to President Richard Nixon's re-election campaign along with related misdemeanors. Steinbrenner would later be pardoned by President Ronald Reagan in 1989.

Before his suspension had begun, Steinbrenner had already started the process of rebuilding the team with trades for All-Stars and future postseason heroes Lou Piniella and Chris Chambliss. Soon after that, the Yankees completed deals for shortstop Bucky Dent and second baseman Willie Randolph.

The advent of free agency in baseball allowed Steinbrenner to prove that his commitment to restoring the franchise was genuine. The Yankees added Cy Young Award winner Catfish Hunter prior to the 1975 season, traded for a few more impactful players over the next year and brought in former second baseman Billy Martin to manage the team.

The Yankees' 1976 season began at a refurbished Yankee Stadium. Before that campaign was all said and done, more than 2 million fans had come through the



When Steinbrenner [R] (pictured with Yankees president Michael Burke) led the purchase of the Yankees from CBS in 1973, it marked a turning point in franchise history.

turnstiles and the team had won the American League Championship Series, defeating the Kansas City Royals on a thrilling walk-off home run by Chambliss. Although the Cincinnati Reds swept the Yankees in the '76 World Series, the Bronx Bombers were on the precipice of putting it all together.

"When you think about how bad they were for so long, it was amazing to get where we were that quickly," Nicolosi said.

In his biggest splash of the decade, Steinbrenner signed free agent Reggie Jackson in November 1976, and the All-Star slugger rewarded him for making a \$2.96 million blockbuster commitment. Jackson hit 32 home runs in his first regular season with the team and three more in Game 6 of the World Series against the Los Angeles Dodgers. That night represented much more in the Bronx: The Yankees had clinched their first championship in more than a decade, and Steinbrenner had officially kept his promise.

Hal Steinbrenner, the organization's managing general partner since November 2008 and the youngest of George and Joan Steinbrenner's four children, was 7 years old when the team first won it all under his father's leadership. When reflecting on what his father accomplished, the younger Steinbrenner pointed to the characteristic that set the Boss apart from his competitors.



In 1977, the Yankees received a ticker-tape parade up the Canyon of Heroes after their 4-games-to-2 victory over the Dodgers.



George Steinbrenner [second from R] and son Hal [far R] celebrated the 1977 World Series championship alongside Yankees GM Gabe Paul [L] and manager Billy Martin.

"Nobody worked harder than my dad," Steinbrenner said. "The team was not doing well when he took over, but he was determined to turn it around. He added a number of significant pieces and was going to do everything he could to make the Yankees the best team in baseball. Within a few short years, it happened. He wasn't afraid to use the resources he had to win a championship. As a leader — he was previously a football coach at Northwestern University — he knew who could lead. Hiring Billy Martin — who had pluses and minuses like all of us, but who could get players going — was a brilliant decision. My dad hired the right people in the front office and in the clubhouse, along with bringing in so much talent."

Among the memories that Hal Steinbrenner holds close to his heart are the moments he spent with his father after all of that hard work had come to fruition.

"I was there in the clubhouse after the final out in 1977," he said. "There's a great photo of me, my dad and Billy. There wasn't a lot of emotion with my dad, but he's smiling in that picture. He did a lot of things, but he didn't often smile as a result of watching a baseball game. That picture says it all; it looks like a smile of relief, pride and excitement — all good things."

George Steinbrenner didn't rest on his laurels following his first championship, bringing in free-agent closer Goose Gossage even though the team already had the 1977 AL Cy Young Award winner, Sparky Lyle, in its bullpen.

The Yankees struggled for the first half of the 1978 season, and Steinbrenner fired Martin for the first of five times. Bob Lemon was promoted to the managerial position, and with Yogi Berra also on the bench, the team came back from a 14-game deficit in July to tie the Boston Red Sox at the conclusion of the regular season. In a tiebreaker game at Fenway Park to determine the AL East champion, Dent hit a historic seventh-inning home run, clearing the 37-foot Green Monster and giving the Yankees a lead they would not relinquish that sunny afternoon.

Dent, the eventual World Series MVP, powered the Yankees past the Dodgers in the 1978 Fall Classic, bringing back-to-back championships to the Bronx.

After enduring heartbreak in 1979, when the team's catcher and inspirational leader, Thurman Munson,

died in a plane crash, the Yankees returned to the World Series in 1981, this time falling to the Dodgers in six games.

The rest of the decade could best be described as a rollercoaster for Steinbrenner and the Yankees. The Boss' commitment to winning remained firmly intact, evidenced by the acquisitions of superstars Dave Winfield in December 1980 and Rickey Henderson in December 1984. Of even greater significance, Don Mattingly, who was taken in the 19th round of the 1979 draft, emerged as one of baseball's best all-around players, winning the AL batting title in 1984 and league MVP honors in '85.

But championships didn't follow the stars to the Bronx in the '80s. With each passing season, Steinbrenner's patience grew thinner. He hired and fired managers — most notably Martin and Berra — and general managers between 1982 and 1990, and the narrative generally cast him as being impulsive and overly demanding. But to those who worked closely with him, the reality was much more positive than the perception.

"He was always good to me," Nicolosi said. "He was a strong presence, but he was a very compassionate man. If you were loyal to him, he was loyal to you. As rough as he was when he took over the club, he was a gentle giant. He was rough around the edges, but his bark was sometimes bigger than his bite."

According to senior vice president of marketing Debbie Tymon, who began her tenure with the Yankees in 1985, front-office members who worked closely with the Boss were expected to honor and uphold the team's rich tradition.

"In every meeting, working on every project, discussing every event and anything that was going to happen in Yankee Stadium, there was a clear understanding that you had to know the history of the franchise leading up to that moment," Tymon said. "The focus on attention to detail, understanding every aspect of the history of what you were working on, the player history, the Stadium history, that was all important to him."

Despite not getting back to the World Series during the '80s, Steinbrenner was still able to grow the Yankees' brand, both in the United States and around the world.



George Steinbrenner [C] talks strategy with Lou Piniella [L] and Gene "Stick" Michael on the field at Yankee Stadium in this photo from the mid-1980s.



At the City Hall ceremony to commemorate the Yankees' 1999 World Series title, George Steinbrenner [R] shared a moment with manager Joe Torre [L] and future captain Derek Jeter.

"In terms of the Yankees as a global brand, he had a vision for that growth process before anyone else did," Tymon said. "He always wanted to have at least five cap days before the All-Star break. He wanted as many caps given out to the fans as possible, because he considered the Yankee cap to be a moving billboard. To him, it was more valuable to see Yankees caps, not just in the ballpark, not just in New York City, but around the country and the world."

Steinbrenner's vision for his beloved brand wasn't limited to in-stadium promotions. In 1988, he spearheaded a 12-year TV deal with MSG network for \$500 million, which, at the time, was unheard of. During the same time frame, long before any other team owner had created a regional sports network with dedicated coverage of their team, Steinbrenner was contemplating that concept.

"I remember being with him in a meeting at the Carlyle Hotel, where he was trying to convince some luminaries, including Bill Shea and Jack Kent Cooke, of the importance of a regional sports network," Trost said. "It wasn't the right time yet; the rules of cable and the lack of inventory from a prospective partner made it impossible, but George was the impetus to getting the ball rolling."

Regardless of whether the team was winning or struggling on the field, Steinbrenner never fell short in his efforts to help others. Based on that was instilled in him at a young age, much of what he did was never known about.

"My father was, without a doubt, one of the most generous people I have ever met," said general partner Jennifer Steinbrenner Swindal, who serves as the president of the New York Yankees Foundations in New York and Tampa. "That was not always known by everyone. The part that I loved the most was his saying, 'If more than two people know that you have given, than you have done it for the wrong reason.' That stuck with me forever. There were so many wonderful gestures that he did for people, which we didn't even know about until after his death. I saw the things that were publicized, but it was so much more than that, things like paying for people's education and houses. It went on and on, and by watching it growing up, he set the example of giving back."

"That was his dad's philosophy," Hal Steinbrenner said. "If more than two people know about it, it's not charity. That's the way my dad lived his life. If you're out there advertising everything you do for charity, you're not doing it for the right reason."

Yankees senior vice president of corporate/community relations Brian Smith began working for the Yankees in 1993. During the first half of his tenure, Smith worked closely with the Boss and quickly learned just how much the local communities meant to Steinbrenner.

"He was someone who had a sincere commitment, not only to generate and provide the resources to establish a great product on the field but to be a productive neighbor in the community that his organization existed in," Smith said. "He showed that on an ongoing basis. It wasn't about the story; it was about making a difference and moving the needle."

What still stands out to Smith are discussions he had with the Boss about putting things into motion.

"I can't tell you many conversations, during work hours, late at night or early in the morning, that we had about our neighbors in the surrounding community," Smith said. "From disaster relief to fires in the Bronx, Mr. Steinbrenner was committed to being there when individuals were in need. That meant being there for those families, supporting them, providing them with the resources they needed and helping them navigate through trying times. It meant covering funeral expenses and helping people rebuild their lives."



Commanding a level of fame that transcended into popular culture, George Steinbrenner hosted *Saturday Night Live* on Oct. 20, 1990.

Case in point: When a local high school football team lost all of its equipment, the Boss quietly went out of his way to save the season.

"I will always remember when St. Michael's, a school right here in the Bronx, had a fire on their bus, and everything was lost," Smith said. "Mr. Steinbrenner wanted to help them, and we came up with a plan, not only to replace their equipment but also to make sure that the transportation they had to and from games was at the same level as our ballplayers."

The darkest time in the Boss' era came just before the dawn of one of the greatest periods in team history. Following a fifth-place finish in 1989, Steinbrenner was barred from running the team, this time for his actions involving Winfield that undermined the integrity of his position. The penalty, which was handed down by then-commissioner Fay Vincent, only allowed Steinbrenner to remain as a limited partner until he returned to the front office on March 1, 1993.



Not long after Steinbrenner's suspension began, Gene Michael, a former player, coach and manager, was named the team's general manager. Michael brought a revamped culture to the organization, along with cornerstone players such as Bernie Williams, Derek Jeter, Mariano Rivera, Andy Pettitte, Jorge Posada, Paul O'Neill and Jimmy Key. Michael also tabbed Buck Showalter, then the team's third base coach, to lead the big club.

Things finally began to turn around in the Bronx, and by the time Steinbrenner returned, it seemed as if the team had a realistic chance to get back to the World Series. Although Jeter, Rivera, Pettitte and Posada had yet to reach the majors, Steinbrenner quickly took notice of what he had in the pipeline.

"I first met Mr. Steinbrenner when I was 18," Jeter said. "He used to show up and watch Rookie ball games. I remember him coming out in his turtleneck when it was about 100 degrees down there in Tampa. He was aware that I was the first-round pick, so he came over to introduce himself. I'm not sure that he said, 'Hello, I'm Mr. Steinbrenner,' but he introduced himself in his own way."

Showalter led the Yankees to a second-place finish in 1993. A year later, the Bronx Bombers were in first place with a 70-43 record when a labor strike prematurely ended the 1994 season that August, thus negating any chance the Yankees had of returning to the World Series.

In Mattingly's final season of 1995, the team captured the first ever AL Wild Card and took a 2-games-to-1 lead over Seattle in the best-of-five AL Division Series. Much to the dismay of Steinbrenner, the Mariners stormed back, winning the final three games in the Kingdome.

Brian Cashman, currently in his 26th season as the team's general manager — marking the longest tenure in the game and in team history for his position — was then the Yankees' assistant GM. It is Cashman's belief that the public reaction to personnel changes that Steinbrenner made ultimately bolstered the stability and success that the organization had in subsequent years.

"When George came back in 1993, we were building something with Gene Michael and Buck Showalter," Cashman said. "He was thirsty and hungry when he came back, but the strike took us down in 1994, especially considering that we had the best record in the American League. Getting swept in Seattle after taking a two-game lead in 1995 really impacted George. He was furious, embarrassed and angry, all part of his character. The general manager was out; the manager was not retained.

"The backlash that he got from that experience was so much stronger than anything he had dealt with in the past, and I think that made a major impact on him."

With Joe Torre in the dugout and Bob Watson now the general manager, the Yankees made it back to the World Series in 1996 for the first time in 15 years. With his team down 2-games-to-none against the Braves, Torre famously told Steinbrenner that the Yankees would win three straight in Atlanta and clinch the title in the Bronx.

That's exactly what they did.

Then, in 1998, the Yankees won more games than any team in history, amassing a 125-50 overall record including a World Series sweep of San Diego. That would be the first of three consecutive championships and four out of five for a team built on homegrown talent.

"Once we became so good at delivering, George had more patience and trust in the operation," said Cashman, who took over for Watson prior to the 1998 season.

"As we came up through the minors, Mr. Steinbrenner spent money to keep us there," Jeter said. "We always knew that if we wanted to stay, we needed to win. The Boss was a big part of that; you need to have buy-in from your ownership and a commitment to giving the organization a chance to win every year. He did that."

By the end of the century, Steinbrenner's popularity was at an all-time high, and his fame had transcended baseball. He hosted *Saturday Night Live* in 1990, and he was portrayed in the iconic TV comedy *Seinfeld* as an exaggerated and hilarious version of himself.

Having recently signed a \$100 million sponsorship deal with Adidas, and with exponential growth of the Yankees brand and business on his mind, Steinbrenner hired Randy Levine in 2000. Before he was named president of the Yankees, Levine served as New York City's deputy mayor for economic development, planning and administration. He also served as the city's labor commissioner.



On Aug. 16, 2006, the Yankees held the ceremonial groundbreaking for the current Yankee Stadium.

"George came to me and said, 'I have a great baseball team, but I need to build a sports and entertainment company,'" Levine said. "He knew what he didn't know, but he asked me to work with him to do it. We had great people in place — Hal Steinbrenner, Lonnie Trost, Steve Swindal, Andy Rey, Mark Tate, Norman Stallings and Tony Bruno — and we all did it."

The first major accomplishment was the establishment of the YES Network, the most-watched regional sports network in the United States. Launched in 2002, the YES Network, which reportedly generated more \$600 million in revenue last year, has become the gold standard for regional sports networks.

"It was a tough battle," said Levine, a principal founder of YES. "But it was visionary."

After decades of hard work leading to a deal that worked for the city, state and team and that had ideal infrastructure in place, the Yankees began building a new state-of-the-art home across the street from the team's historic ballpark.

With Steinbrenner on hand in 2006, the team broke ground on the current Stadium, a venue that not only serves as the Yankees' home but has also hosted soccer matches, hockey games, concerts and the annual Pinstripe Bowl, a nationally-televised college football bowl game.



George Steinbrenner's passion for college football was realized upon moving into the current Yankee Stadium with the creation of the Pinstride Bowl.

"Honestly, it took a lot of convincing of George to stay in the Bronx," Levine said. "But once he decided to do so, he was all in. He basically told me and Lonn, Hal and Steve, that if we were going to do this, we were going to create the best stadium that had ever been built. So, we re-created the original 1923 stadium, and he spared no expenses. It was \$1.6 billion. Back then, there was no stadium that was even close to that amount. At the end of the day, what I remember most is him saying, 'Go do it, but it better be absolutely great.'"

Before the Yankees took their new field for the first time on Opening Day 2009, the team's brass founded Legends Hospitality in conjunction with the Dallas Cowboys. The global premium experiences company delivers holistic solutions for legendary brands in the sports, music and entertainment industry.

Recently valued at \$1.35 billion, Legends operates within a diverse group of venues including Yankee Stadium, AT&T Stadium, One World Observatory, SoFi Stadium and the University of Notre Dame. The company also has partnerships with renowned properties such as the National Football League, Major League Baseball, the Professional Golfers' Association of America, NASCAR and the 2028 Summer Olympics in Los Angeles.

"It was one thing after another, and none of them could have been done without George's support financially, intellectually and emotionally," Levine said. "He pushed us, and he backed us when things got really difficult, as they always do. He never wavered."

With several of the core players from the late '90s still on the roster, the Yankees — now under the stewardship of Hal Steinbrenner — made it back to the top in 2009, defeating the Phillies in the Fall Classic. That championship, which followed AL pennants in 2001 and 2003, would be George Steinbrenner's last. He died less than a year after the final out was made, on July 13, 2010, nine days after his 80th birthday.

"He was a massive competitor," Cashman said. "Uber competitor. He woke up every day looking to take ground from an opponent, whether that was on the baseball field or in business. He was a conqueror, and he acted that way."

"George was the greatest owner in professional sports," Levine said. "He was the benchmark in so many ways, both on the field and off the field. All of the things that the Yankees were on the field and commercially were really done through his will."

Steinbrenner's children — and several of his grandchildren, who are now part of the Yankees organization — have upheld his legacy in every way. His youngest daughter, Jessica, has served as general partner for the last 14 seasons. Additionally, she has remained dedicated to the family's horse farm in Florida, enabling her siblings to focus on the baseball team.

"Our family is proud to continue the Yankees' legacy in much the same way as my dad," Jessica Steinbrenner said. "He found a way to put the best team on the field, and he rebuilt the brand, and that's what we are carrying forward."

The Boss' oldest son, Hank — who passed away in 2020 at age 63 — held the title of general partner and co-chairperson for more than a decade, working with his younger brother on every aspect of the team's business and baseball operations.

"Hank had a love of baseball," Hal Steinbrenner said. "He knew every player in the game. He knew far more about the game itself than I probably ever will. He certainly taught me a lot about the game and how to do this job effectively."

The Yankees' current managing general partner may be humble, and he may be mild mannered compared to his father. But to those in the front-office trenches with him, those characteristics don't paint the whole picture.

"Hal likes to operate a lot quieter than his dad did," Bruno said. "But their passion for winning is the same. I knew Hal for years prior to him ascending to the role he is in now, and that has so clearly happened. I have had the chance to spend a lot of time with him during



From L to R: Hank Steinbrenner, Christina Steinbrenner (wife of Hal), Jennifer Steinbrenner Swindal, matriarch Joan Steinbrenner, Jessica Steinbrenner and Hal Steinbrenner

playoff games and pennant races, and he really carries that passion. He goes about it a different way than his dad did, but he has that same desire."

"Hal's commitment level is exceptional," Cashman said. "His dedication to having a playoff-contending team and delivering that on a year in and year out basis seems to be second to none. Strength with stability are two words that describe what he's been."

To this point, Steinbrenner's tenure has been highlighted by the 2009 World Series championship. While not garnering as many headlines, the Yankees have also posted a winning record in every season since he took the reins in November 2008 and have made it to the postseason in 11 of his first 14 campaigns.

An example of Steinbrenner's commitment to winning and his all-in mentality came recently. After breaking the American League record with 62 home runs, Aaron Judge entered free agency. It was well publicized that the Yankees wanted Judge to remain in pinstripes and that losing the homegrown MVP would have been devastating.

"Owners hire general managers to do the heavy lifting," Cashman said. "But there are unique circumstances that necessitate ownership's involvement. When you're dealing with the type of contract that Aaron was going to demand, it's a partnership. I shared with Hal early on that he was going to have to be heavily involved in this. Aaron is a franchise player, and he was going to be courted by every team under the sun at the highest level, and we were going to have to match that. He was going to want to hear the messaging not through me but directly from our owner. Hal was completely on board."

From a private meeting with Judge at his home soon after the season ended to a middle-of-the-night phone call to the slugger as he mulled over a competitive offer from the San Francisco Giants, Steinbrenner left no stone unturned. At the end of the saga, Judge signed a nine-year deal with the Yankees.

"What the Steinbrenner family has built here is something special," Judge said. "[Hal] wants to continue to build on that legacy."

George Steinbrenner would certainly be proud of his son's approach to the Judge negotiations, and he would be equally as prideful in what his

organization has done in local communities over the last decade.

With Jennifer Steinbrenner Swindal leading the charge, the team's impact in the Bronx and Tampa — and in many other areas — is as strong as ever. From large-scale donations to the Food Bank for NYC, to strengthening the Boys & Girls Clubs of Tampa Bay and the Bronx, the organization's outreach is wide ranging.

"With the foundation, we're making it happen in our communities," Steinbrenner Swindal said. "We're getting money to people most in need with the Tampa Foundation and in New York City. We have made a huge impact with children, and that means a lot to me. The organizations we work with can depend on us."


Steinbrenner Swindal also supervises a series of holiday concerts in Tampa that have been a tradition for more than three decades, and in recent years, she has been instrumental in the development of the Bronx Winter Wonderland event, complete with music, food and a present for each child in attendance.

The dream that was fueled by George Steinbrenner's passion for sports and was born in a Buffalo, New York, restaurant has now reached its golden anniversary. Encompassed by Yankee Global Enterprises, the once struggling team and its related businesses — which also include investments in the Italian Serie A club AC Milan and the 2021 MLS Cup champion New York City Football Club — are worth approximately \$7 billion today.

With all that has happened during the Steinbrenner era, there are but a few reminders of just how fast the five decades have flown by. One of them is a precious document, still in pristine condition. Sitting at his desk inside Yankee Stadium, Trost carefully retrieved the official purchase agreement from CBS.

"All of us who have had the opportunity and privilege to work for George Steinbrenner and the Steinbrenner family — Hank, Jenny, Jessica and Hal, the Yankees managing general partner — are and continue to be honored to have worked for a family that has had the foresight and passion to carry on the historic and continued legacy of the New York Yankees," Trost said.

The document's final page was signed on the day in 1973 that George Steinbrenner became the Boss, and the Yankees began their return to glory. ❧



When George Steinbrenner inked his name on the purchase agreement above in 1973 (photographed with championship rings earned by the club during the last 50 years), no one could have imagined that it would become one of the most significant documents in Yankees lore.



Yankees in Cooperstown

Including the most recent Yankees inductee, Jim Kaat in 2022, there are 58 members of the Baseball Hall of Fame who have played, managed, coached, owned or been a general manager for the Yankees at one time or another. The Yankees' first inductee was Babe Ruth, who entered the Hall in its inaugural 1936 class along with Ty Cobb, Walter Johnson, Christy Mathewson and Honus Wagner. Of recent note, 2019 inductee Mariano Rivera became the first person to be unanimously elected via the writer's ballot, receiving a vote all 425 submissions, and 2020 inductee Derek Jeter was named on all but one ballot (396 of 397).

Along with the 58 individuals below, at least three Hall of Famers worked for the Yankees in other capacities, including Joe Kelley (HOF 1971 — Yankees scout from 1915-25), Dick Williams (HOF 2008 — NYY adviser from 1995-2001) and Pat Gillick (HOF 2011 — NYY scouting director from 1974-76). Additionally, HOFers Joe Medwick and Robin Roberts made the Yankees roster out of spring training in 1947 and 1962, respectively, but neither played in an official game as a Yankee.

The *Elias Sports Bureau* notes that there have been nine HOFers who spent their entire playing careers with the Yankees: Earle Combs, Lou Gehrig, Bill Dickey, Joe DiMaggio, Derek Jeter, Phil Rizzuto, Whitey Ford, Mickey Mantle and Mariano Rivera.

Currently, the choice of which insignia appears on the cap of each Hall of Famer's plaque belongs to the Hall of Fame itself. The decision is based on the "historical accomplishments" of the player and "where that player makes his most indelible mark," though the wishes of the inductee are always considered. It is important to remember that caps have not always had insignias and some players' images are cast as profiles without visible insignias.

YANKEES HALL OF FAMERS LISTED IN ORDER OF INDUCTION YEAR

Below each photo includes the name of the Hall of Famer, primary career position, year inducted, years with the Yankees, number of games played or managed with the Yankees and the insignia on his Hall of Fame cap.



Babe Ruth
OF (1936)
1920-34, 2,084 games
Cap: New York Yankees



Lou Gehrig
1B (1939)
1923-39, 2,164 games
Cap: New York Yankees




Willie Keeler
RF (1939)
1903-09, 873 games
Cap: Brooklyn Superbas



Frank Chance
1B/Manager (1946)
1913-14 (Player), 12 gms.
1913-14 (Mgr), 290 games
Cap: Chicago Cubs



Jack Chesbro
RHP (1946)
1903-09, 269 games
Cap: Insignia unseen



Clark Griffith
Player, Mgr., Exec. (1946)
1903-07 (RHP), 87 games
1903-08 (Mgr), 807 games
Cap: No insignia



Herb Pennock
LHP (1948)
1923-39, 346 games
Cap: No insignia




Paul Waner
RF (1952)
1944-45, 10 games
Cap: Pittsburgh Pirates



Ed Barrow
Executive (1953)
1920-45
No Cap



Bill Dickey
C (1954)
1928-46 (Player), 1,789 gms.
1946 (Mgr), 105 games
Cap: New York Yankees




Joe DiMaggio
CF (1955)
1936-51, 1,736 games
Cap: New York Yankees




Frank "Home Run" Baker
3B (1955)
1916-19, 21-22, 676 gms.
Cap: No insignia (A's style)



Dazy Vance
RHP (1955)
1915, '18, 10 games
Cap: Brooklyn Dodgers



Joe McCarthy
Manager (1957)
1931-46, 2,348 games
Cap: New York Yankees



Bill McKechnie
Manager (1962)
1913 (INF), 44 games
Cap: Cincinnati Reds






Burleigh Grimes
RHP (1964)
1934, 10 games
Cap: Brooklyn Dodgers



Miller Huggins
Manager (1964)
1918-29, 1,796 games
Cap: New York Yankees




Casey Stengel
Manager (1966)
1949-60, 1,851 games
Cap: New York Yankees




Branch Rickey
Executive (1967)
1907 (OF, C, 1B), 52 gms.
No Cap




Red Ruffing
RHP (1967)
1930-42, '45-46, 426 games
Cap: New York Yankees



Stan Coveleski
RHP (1969)
1928, 12 games
Cap: Cleveland Indians



Waite Hoyt
RHP (1969)
1921-30, 365 games
Cap: New York Yankees



Earle Combs
CF (1970)
1924-35, 1,454 games
Cap: New York Yankees



George Weiss
Executive (1971)
1932-60
No Cap



Yogi Berra
C (1972)
1946-63 (Player), 2,116G
1964, 1984-85 (Mgr), 342G
Cap turned, insignia unseen



Lefty Gomez
LHP (1972)
1930-42, 367 games
Cap: New York Yankees



Whitey Ford
LHP (1974)
1950, '53-67, 498 games
Cap: New York Yankees



Mickey Mantle
CF (1974)
1951-68, 2,401 games
Cap: New York Yankees



Bucky Harris
Manager (1975)
1947-48, 309 games
Cap: Wash. Senators



Bob Lemon
RHP (1976)
1978-79, 81-82 (Mgr), 172G
Cap: Cleveland Indians



Joe Sewell
SS (1977)
1931-33, 389 games
Cap: Cleveland Indians



Larry MacPhail
Executive (1978)
1945-47
No Cap




Johnny Mize
1B (1981)
1949-53, 375 games
No Cap




Enos Slaughter
OF (1985)
1925, '28-29 (INF), 210 gms.
Cap: St. Louis Cardinals



Jim "Catfish" Hunter
RHP (1987)
1975-79, 137 games
Cap: No insignia




Tony Lazzeri
2B (1991)
1926-37, 1,658 games
Cap: New York Yankees



Gaylord Perry
RHP (1991)
1980, 10 games
Cap: San Francisco Giants



Reggie Jackson
RF (1993)
1977-81, 653 games
Cap: New York Yankees



Leo Durocher
Manager (1994)
1925, '28-29 (INF), 210 gms.
Cap: Brooklyn Dodgers



Phil Rizzuto
SS (1994)
1941-42, '46-56, 1,661 gms.
Cap: New York Yankees





Phil Niekro
 RHP (1997)
 1984-85, 65 games
 Cap: Atlanta Braves



Lee MacPhail
 Executive (1998)
 1949-58, '66-73
 No Cap



Dave Winfield
 RF (2001)
 1981-88, '90, 1,172 games
 Cap: San Diego Padres




Wade Boggs
 3B (2005)
 1993-97, 602 games
 Cap: Boston Red Sox




Rich "Goose" Gossage
 RHP (2008)
 1978-83, '89, 319 games
 Cap: New York Yankees



Joe Gordon
 2B (2009)
 1938-43, '46, 1,000 games
 Cap: New York Yankees



Rickey Henderson
 CF/LF (2009)
 1985-89, 596 games
 Cap: Oakland A's



Bobby Cox
 3B/Coach (2014)
 1968-69 (Player), 220 gms.
 1977 (Coach), 162 gms.
 Cap: Atlanta Braves



Col. Jacob Ruppert
 Owner (2013)
 1915-39
 No Cap



Joe Torre
 Manager (2014)
 1996-2007, 1,942 games
 Cap: New York Yankees



Randy Johnson
 LHP (2015)
 2005-06, 67 games
 Cap: Arizona Diamondbacks



Tim Raines
 LF (2017)
 1996-98, 242 games
 Cap: Montreal Expos



Ivan Rodriguez
 C (2017)
 2008, 33 games
 Cap: Texas Rangers



Mike Mussina
 RHP (2019)
 2001-08, 249 games
 Cap: No insignia



Mariano Rivera
 RHP (2019)
 1995-2013, 1,115 games
 Cap: New York Yankees



Lee Smith
 RHP (2019)
 1993, 8 games
 Cap: Chicago Cubs



Derek Jeter
 SS (2020)
 1995-2014, 2,747 games
 Cap: New York Yankees



Jim Kaat
 LHP (2022)
 1979-80, 44 games
 Cap: Minnesota Twins

NATIONAL BASEBALL HALL OF FAME AND MUSEUM

25 Main Street, Cooperstown, New York 13326

Phone: (607) 547-7200 • **Fax:** (607) 547-2044 • **PR Dept.:** (607) 547-0215

E-mail Address: info@baseballhall.org • **Website:** baseballhall.org

Summer Hours: Memorial Day Weekend - Labor Day: 9 a.m. to 9 p.m. • **Other Hours:** 9 a.m. to 5 p.m.

Holiday Closings: Thanksgiving Day, Christmas Day and New Year's Day.

PR CONTACTS: V.P. Jon Shestakofsky (jshesta@baseballhall.org) / Director Craig Muder (cmuder@baseballhall.org)

HALL OF FAME WEEKEND 2024

Induction Ceremony: Sun., July 21, 1:30 p.m., Clark Sports Center Grounds

HOF Inductees - **Adrián Beltré** (BBWAA); **Todd Helton** (BBWAA); **Joe Mauer** (BBWAA); **Jim**

Leyland (Contemporary Baseball Era Committee).

Awards - **Gerry Fraley** (BBWAA Career Excellence Award); **Joe Castiglione** (Frick Award)



Yankees Retired Uniform Numbers

The Yankees have retired 22 uniform numbers to honor 23 Yankees players and managers. The first player so honored was Lou Gehrig, whose No. 4, was the first retired number in MLB history. Contrary to popular belief, the number was not retired on July 4, 1939 (when the Iron Horse gave his famous “Luckiest Man” speech), but on Jan. 6, 1940, via announcement by team president Ed Barrow. The most recently retired number was Paul O’Neill’s No. 21 on August 21, 2022.

On April 15, 1997, Major League Baseball retired No. 42 throughout the game to honor the Dodgers’ Jackie Robinson. While the number could never again be issued by an MLB team, players already assigned No. 42 could continue to wear it. Mariano Rivera was grandfathered into that decision and was the last active player to use the number. During a pregame celebration on Sept. 22, 2013 (one week prior to his last day in uniform), the Yankees organization also retired the number for him, placing a Yankees-style “42” within the Yankees Retired Number Display in Monument Park. As part of that ceremony, the Yankees also recognized Robinson by unveiling a new bronze plaque to replace the Dodgers-style “42” which had previously been on display.



1 Billy Martin (Number retired: August 10, 1986)

Born: May 16, 1928 in Berkeley, Calif. • **Died:** Dec. 25, 1989 in Binghamton, N.Y.
Height: 5-11 • **Weight:** 165 • **B/T:** R/R

Martin had as much “Yankees Pride” as any player or manager to wear pinstripes, and he implanted his own fierce desire to win in his teams. He played an integral part in four World Series in the 1950s as a player, and added another ring managing the Yankees in 1977. His .333 lifetime World Series batting average is sixth all time among players with at least 75 at-bats. Martin had five separate stints managing the club.



2 Derek Jeter (Number retired: May 14, 2017)

Born: June 26, 1974 in Pequannock, N.J.
Height: 6-3 • **Weight:** 195 • **B/T:** R/R

The face of baseball for a generation of fans, Jeter played a franchise-record 20 seasons with the Yankees from 1995-2014, retiring with a personal career winning percentage of .593 (1,628-1,117-2) and five World Series championships (1996, 1998-2000, '09). A 14-time All-Star and 2020 Hall of Fame inductee, Jeter retired with the sixth-most hits in baseball history (3,465) and played in 16 different postseasons. He tops the Yankees’ all-time list in hits, games played (2,747), doubles (544), steals (358), at-bats (11,195), singles (2,595) and hit-by-pitches (170).



3 Babe Ruth (Number retired: June 13, 1948)

Born: Feb. 6, 1895 in Baltimore, Md. • **Died:** Aug. 16, 1948 in New York, N.Y.
Height: 6-2 • **Weight:** 215 • **B/T:** L/L

Most consider Ruth the most colorful figure in the game’s history. He started his career as a pitcher for the Boston Red Sox, winning 89 games over six seasons before converting to a full-time outfielder because of his tremendous power. He was sold to the Yankees in 1920 and his 54 home runs that year were more than any other American League team. En route to 714 career home runs, he won 12 home run titles, including 60HR in 1927. A member of the inaugural class of Hall of Fame inductees in 1936, the Bambino also added 15HR in World Series competition, leading the Yankees to seven Series appearances and four World Championships.



4 Lou Gehrig (Number retired by announcement on Jan. 6, 1940. No ceremony)

Born: June 19, 1903 in New York, N.Y. • **Died:** June 2, 1941 in Riverdale, N.Y.
Height: 6-1 • **Weight:** 212 • **B/T:** L/L

Gehrig was a uniquely durable, powerhitting first baseman who played in 2,130 consecutive games from 1925 to 1939. He drove in at least 100 runs in 13 straight seasons (1926-38) and holds the AL record with 184 RBI in 1931. In a career shortened by terminal illness, he compiled a .340 batting avg. with 493 HRs, two AL MVP Awards (1927, '36) and the 1934 Triple Crown. He was honored at Yankee Stadium on July 4, 1939, when he made his memorable “Luckiest Man” speech. That offseason, the Yankees announced that his No. 4 was being retired. He was inducted into the Hall of Fame in 1939, and was immortalized in the 1942 film, *The Pride of the Yankees*, starring Gary Cooper.



5 Joe DiMaggio (Number retired: April 18, 1952 at the home opener)

Born: Nov. 25, 1914 in Martinez, Calif. • **Died:** March 8, 1999 in Hollywood, Fla.
Height: 6-2 • **Weight:** 193 • **B/T:** R/R

The “Yankee Clipper” is considered by many experts as the best all-around baseball player in history. The California native was a sensational hitter for both average and power, and a splendid, graceful, ball-hawking center fielder with a powerful and accurate arm. A two-time batting champion and three-time MVP, he compiled a .325 lifetime batting average from 1936 to 1951 and powered the Yankees to nine World Series titles despite losing three complete seasons (1943-45) to military service. Many rate his 56-game hitting streak in 1941 as the top baseball feat of all time. He was inducted into the Hall of Fame in 1955.





6

Joe Torre (Number retired: August 23, 2014)

Born: July 18, 1940 in Brooklyn, N.Y.
Height: 6-2 • **Weight:** 212 • **B/T:** R/R

With a calming influence in the clubhouse and a stoic outward expression in the dugout, Torre piloted the Yankees to six World Series appearances (1996, '98-2001, '03) and four championships (1996, '98-2000) during his tenure from 1996-2007. The 2014 Hall of Famer led the club to the playoffs in all 12 seasons at the helm, going 1,173-767-2 (.605) in the regular season and 76-47 (.618) in the postseason, including a 21-11 mark in the World Series. His regular season wins total is second in club history to Joe McCarthy, who went 1,460-867-21 over 16 seasons.



7

Mickey Mantle (Number retired: June 8, 1969)

Born: Oct. 20, 1931 in Spavinaw, Okla. • **Died:** Aug. 13, 1995 in Dallas, Tex.
Height: 6-0 • **Weight:** 201 • **B/T:** S/R

"The Mick" was the most feared hitter on some of the most successful teams in history. Fast and powerful, his reported 565-foot home run in Washington in 1953 brought about the term "tape-measure home run." In the 14 seasons between 1951 and 1964, he led the Yanks to 12 Fall Classics and seven World Championships. He still owns records for most homers, RBI, runs and walks in World Series play. In 1956, Mantle had one of the greatest seasons ever at the plate, hitting 52 homers with 130RBI and a .353 average to win the Triple Crown. A three-time AL MVP (1956-57, '62), he was inducted into the Hall of Fame in 1974.



8

Yogi Berra (Number retired: July 22, 1972 on Old-Timers' Day)

Born: May 12, 1925 in St. Louis, Mo. • **Died:** Sept. 22, 2015 in West Caldwell, N.J.
Height: 5-8 • **Weight:** 191 • **B/T:** L/R

Beloved by generations of baseball fans, Berra was part of the foundation of the dominant Yankees teams from the end of World War II through the early 1960s. Although he never led the league in a single major offensive category, he is one of just 11 players all time to win at least three Most Valuable Player Awards. Selected to play in the All-Star Game in 15 successive seasons from 1948-62, he played on 14 pennant winners and an all-time record 10 World Champions. He led the Yankees to the 1964 pennant as manager and was inducted into the Hall of Fame in 1972.



8

Bill Dickey (Number retired: July 22, 1972 on Old-Timers' Day)

Born: June 6, 1907 in Bastrop, La. • **Died:** Nov. 12, 1993 in Little Rock, Ark.
Height: 6-1 • **Weight:** 185 • **B/T:** L/R

Regarded as one of the greatest catchers of all time, Dickey was a durable and tireless worker, catching more than 100 games in an AL-record 13 consecutive seasons (1929-41). In 1931, he did not allow a single passed ball in 125 games behind the plate, another AL record. Dickey also excelled as a hitter, batting over .300 in 10 of his first 11 full seasons, while hitting 202 homers during his career. He handled Yankees pitching staffs on eight World Series teams, winning seven championships. He was inducted into the Hall of Fame in 1954.




9

Roger Maris (Number retired: July 21, 1984 on Old-Timers' Day)

Born: Sept. 10, 1934 in Hibbing, Minn. • **Died:** Dec. 14, 1985 in Houston, Tex.
Height: 6-0 • **Weight:** 197 • **B/T:** L/R

In one of the most dramatic assaults on a baseball record, Maris surpassed Babe Ruth's single-season record of 60 home runs on the final day of the 1961 season. Maris' 61 homers that season was a Major League record until 1998 and an AL record until 2022. A two-time American League MVP (1960-61), he is considered one of the best defensive right fielders in Yankees history.




10

Phil Rizzuto (Number retired: Aug. 4, 1985)

Born: Sept. 25, 1917 in New York, N.Y. • **Died:** Aug. 13, 2007 in West Orange, N.J.
Height: 5-6 • **Weight:** 150 • **B/T:** R/R

Playing 13 years for the Yankees, the "Scooter" went to nine World Series, winning seven. Diminutive yet tough, he was a skilled bunter and baserunner with a .273 career batting average. In 1950, Rizzuto earned the AL MVP Award, batting .324 with 200 hits, 92 walks and 125 runs. In the 1951 World Series, he batted .320 and was named Series MVP. He also spent 40 years as a Yankees broadcaster (1957-96) tossing around his signature phrase, "Holy cow!" and calling his partners "Huckleberry." He was inducted into the Hall of Fame in 1994.



15

Thurman Munson (Number retired by announcement on Aug. 3, 1979)

Born: June 7, 1947 in Akron, Ohio • **Died:** Aug. 2, 1979 in Canton, Ohio
Height: 5-11 • **Weight:** 190 • **B/T:** R/R

Munson was the undisputed leader and most respected man on Yankees teams that won three consecutive AL pennants from 1976-78 and two World Championships in '77 and '78. He was a tremendous defensive catcher, winning three straight Gold Glove Awards (1973-75) and the AL MVP in 1976. In each season from 1975-77, Thurman drove in more than 100 runs and hit better than .300. There is no more tragic date in Yankees history than August 2, 1979, when Munson passed away in a plane crash at age 32.





16 Whitey Ford (Number retired: Aug. 3, 1974 on Old-Timers' Day)

Born: Oct. 21, 1928 in New York, N.Y. • **Died:** Oct. 8, 2020 in Lake Success, N.Y.
Height: 5-10 • **Weight:** 181 • **B/T:** L/L

Over 16 seasons, he posted a 236-106 (.690) career record with a 2.75 ERA, playing for 11 pennant winners and earning six World Series rings (1950, '53, '56, '58, '61-62). Ford owns franchise marks for wins, IP (3,170.1) and shutouts (45), and is second in strikeouts (1,958). He was a 10-time All-Star, having paced the AL in wins three times and leading in both ERA and shutouts twice. The 1961 Cy Young winner and WS MVP still holds many lifetime WS records, including for wins (10), consec. scoreless IP (33.0) and strikeouts (94). He was inducted into the Hall of Fame in 1974.



20 Jorge Posada (Number retired: Aug. 22, 2015)

Born: Aug. 17, 1971 in Santurce, P.R.
Height: 6-2 • **Weight:** 215 • **B/T:** S/R

One of the best-hitting catchers of his era, Posada spent each of his 17 Major League seasons with the Yankees, batting .273 with 379 doubles, 275 HR, 1,065 RBI, a .374 OBP and .848 OPS in 1,829 games from 1995-2011. A player on five World Series winners (1996, '98, '99, 2000, '09), Posada was also a five-time All-Star and five-time Silver Slugger winner. He is one of just eight catchers all time to have at least 11 seasons of 17-or-more HRs.



21 Paul O'Neill (Number retired: Aug. 21, 2022)

Born: Feb. 25, 1963 in Columbus, Ohio
Height: 6-4 • **Weight:** 200 • **B/T:** L/L

O'Neill spent the final nine seasons of his 17-year Major League career in the Bronx (1993-2001), winning four World Series with the Yankees (1996, '98-2000) and appearing in a fifth (2001). As a Yankee, he hit .303 with 304 doubles, 185 home runs, 858 runs batted in, a .377 on-base percentage and an .869 OPS, claiming the AL batting title in 1994 with a .359 average. Known for his powerful throwing arm from RF, he was a four-time All-Star with the Yankees (1994-95, '97-98).



23 Don Mattingly (Number retired: Aug. 31, 1997)

Born: April 20, 1961 in Evansville, Ill.
Height: 6-0 • **Weight:** 185 • **B/T:** L/L

Respected for his talent, professionalism and humility, "Donnie Baseball" was the premier first baseman of the mid-1980s before back problems robbed him of much of his power at age 29. Nevertheless, he remained the most loved Yankee of his era and a defensive star, tallying nine Gold Gloves in his 14 years in pinstripes (1982-95). The "Hit Man" won the 1984 AL batting title (.343) and the 1985 American League MVP (.324, 35HR, 145RBI), setting the (since-tied) all-time record with six grand slams in a single season.



32 Elston Howard (Number retired: July 21, 1984 on Old-Timers' Day)

Born: Feb. 23, 1929 in St. Louis, Mo. • **Died:** Dec. 14, 1980 in New York, N.Y.
Height: 6-2 • **Weight:** 196 • **B/T:** R/R

Howard became the first black player in Yankees history when he made the club in the spring of 1955. The versatile, two-time Gold Glove Award-winning catcher contributed to nine AL pennant-winning teams in his first 10 seasons with the club. Winner of the 1963 American League MVP (.287, 28HR, 85RBI), Howard was elected to the All-Star Game in nine different seasons (1957-65). A clubhouse leader as a player from 1955-67 and as a Yankees coach from 1969-79, his dignified manner and competitive spirit set a powerful example.



37 Casey Stengel (Number retired: Aug. 8, 1970 on Old-Timers' Day)

Born: July 30, 1890 in Kansas City, Mo. • **Died:** Sept. 29, 1975 in Glendale, Calif.
Height: 5-11 • **Weight:** 175 • **B/T:** L/L

In a distinguished 54-year professional career, "The Old Perfessor" became one of the game's greatest managers. His feat of guiding the Yankees to 10 pennants and seven world titles in a 12-year span from 1949-60 ranks as one of the top managerial accomplishments of all time. Simply put, Casey Stengel was one of the best things to ever happen to the game of Baseball. He was an authentic baseball ambassador, making the game fun for millions of Americans. He was inducted into the Hall of Fame in 1966.



42 Mariano Rivera (Number retired by MLB on Apr. 15, 1997. Rivera recognized by NYY on Sept. 22, 2013)

Born: Nov. 29, 1969 in Panama City, Panama • **Height:** 6-2 • **Weight:** 195 • **B/T:** R/R

Rivera is the Majors' all-time leader with 652 career saves. Even more impressive is his 2.21 career ERA, which is the second-lowest mark among pitchers with at least 1,000.0IP since ERA became an official MLB statistic (1912-NL/1913-AL). The "Sandman" pitched 19 seasons, racking up an all-time best 15 seasons of at least 30 saves in 1,115 career games. His postseason dominance is legendary, including MLB record marks with 42 postseason saves, a 0.70 ERA (min: 30.0IP) and 96 appearances. In 141.0 career postseason IP, he allowed just 86H, 11ER, 21BB and 2HR with 110K. He won five World Series (1996, '98-2000, '09) and appeared in two others (2001, '03). He was inducted into the Hall of Fame in 2019.





44 Reggie Jackson (Number retired: August 14, 1993)

Born: May 18, 1946 in Wyncote, Pa.
Height: 5-10 • **Weight:** 181 • **B/T:** L/L


"Mr. October" blasted 563 career home runs, including 144 as a Yankee from 1977-81. In Game 6 of the 1977 World Series, Jackson hit 3HR, all on the first pitch, as the Yankees beat the Dodgers to wrap up the club's first World Championship since 1962. He was an All-Star in each of his five years in pinstripes and had his best year with the club in 1980 (.300, 41HR, 111RBI), finishing second in AL MVP voting. Jackson said, "Some people call October a time of pressure. I call it a time of character." He was inducted into the Hall of Fame in 1993.



46 Andy Pettitte (Number retired: August 23, 2015)

Born: June 15, 1972 in Baton Rouge, La.
Height: 6-5 • **Weight:** 225 • **B/T:** L/L

Reliable and consistent throughout his career, Pettitte pitched 15 seasons with the club (1995-2003, '07-10, '12-13), going 219-127 with a 3.94 ERA (447G/438GS, 2,796.1IP, 2,020K). The left-hander is the franchise leader in strikeouts and is tied with Whitey Ford for the most starts. He trails only Ford (236 wins, 3,171.OIP) and Red Ruffing (231 wins, 3,168.OIP) in wins and innings pitched. A three-time AL All-Star (1996, 2001 and '10), Pettitte is the only pitcher drafted by the Yankees to win 200 games in the Majors. As a Yankee, Pettitte went 18-10 with a 3.76 ERA (251.1IP, 105ER) in 40 career postseason starts, winning five World Series titles (1996, '98-2000, '09). He famously started and won all three series-clinching games in the 2009 postseason.



49 Ron Guidry (Number retired: August 23, 2003)

Born: Aug. 28, 1950 in Lafayette, La.
Height: 5-11 • **Weight:** 165 • **B/T:** L/L

Known as "Louisiana Lightning," Ron Guidry was a four-time All-Star and three-time 20-game winner whose 1978 season was one of the most dominant by a pitcher in MLB history. He went 25-3 with a 1.74 ERA in leading the Yankees back from a 14.0-game AL East deficit and winning the AL Cy Young Award in unanimous fashion. He also set still-standing franchise records in 1978 with nine shutouts and 18 strikeouts in a single game (June 17 vs. California), and his 248K that season was a club mark until 2022. From 1986 through his retirement in 1989, "Gator" served as a co-captain with Willie Randolph. He remains in the Yankees' all-time top 10 in starts (323), IP (2,392.0), wins (170), winning pct. (.651), strikeouts (1,778) and shutouts (26).



51 Bernie Williams (Number retired: May 24, 2015)

Born: Sept. 13, 1968 in San Juan, P.R.
Height: 6-2 • **Weight:** 205 • **B/T:** S/R

Williams played his entire 16-year MLB career with the Yankees (1991-2006), batting .297 (2,336-for-7,869) with 449 doubles, 278HR and 1,257RBI in 2,076 games. A five-time AL All-Star (1997-2001), four-time Gold Glove winner (1997-2000) and one-time Silver Slugger Award recipient (2002), Williams won the 1998 AL batting title with a .339 average. A four-time World Series champion (1996, '98, '99, 2000), he is the Yankees' all-time postseason leader in HR (22) and RBI (80) and ranks third in games played (121). He was named the 1996 ALCS MVP after batting .474 (9-for-19) with 2HR and 6RBI in the Yankees' five-game victory over the Orioles. In Game 1 of the 1999 ALCS vs. Boston, he hit a memorable 10th-inning, "walk-off" home run.



Mariano Rivera was the last active Major League player to wear No. 42 as a regular number after it was permanently retired across MLB in 1997 in honor of Jackie Robinson. In this photo, Rivera poses in Monument Park on Sept. 22, 2013 — prior to his Yankee Stadium number retirement ceremony.

All-Time Roster

In the Yankees' 121 seasons since being established in New York in 1903, 1,781 players have appeared in at least one game.

Asterisks (*) note players who are deceased.

A (54)

David Aardsma2012
 Jim Abbott 1993-94
 Harry Ables* 1911
 Albert Abreu 2020-23
 Bobby Abreu 2006-08
 Juan Acevedo 2003
 Alfredo Aceves 2008-10, 14
 Dustin Ackley 2015-16
 Chance Adams 2018-19
 David Adams 2013
 Spencer Adams* 1926
 Doc Adkins 1903
 Steve Adkins 1990
 Luis Aguayo 1988
 Jack Aker 1969-72
 Jonathan Albaladejo 2008-10
 Mike Aldrete 1996
 Doyle Alexander 1976, 82-83
 Walt Alexander* 1915-17
 Bernie Allen 1972-73
 Greg Allen 2021, 23
 Johnny Allen* 1932-35
 Neil Allen 1985, 87-88
 Carlos Almanzar 2001
 Erick Almonte 2001, 03
 Zoilo Almonte 2013-14
 Sandy Alomar 1974-76
 Felipe Alou 1971-73
 Matty Alou* 1973
 Dell Alston 1977-78
 Ruben Amaro* 1966-68
 Trey Amburgey 2021
 Jason Anderson 2003, 05
 John Anderson* 1904-05
 Rick Anderson* 1979
 Irvy Andrews* 1931-32, 37-38
 Miguel Andujar 2017-2022
 Dean Anna 2014
 Pete Appleton* (aka Jablonski) 1933
 Angel Aragon* 1914, 1916-17
 Alex Arias 2002
 Ruggie Arzola* 1947
 Mike Armstrong 1984-86
 Brad Armstrong 1986-87
 Luis Arroyo* 1960-63
 Tucker Ashford 1981
 Paul Assenmacher 1993
 Joe Ausanio 1994-95
 Jimmy Austin* 1909-10
 Tyler Austin 2016-18
 Chick Autry* 1924
 Luis Avilan 2020
 Luis Ayala 2011
 Oscar Azocar* 1990

B (164)

Loren Babe* 1952-53
 Harrison Bader 2022-23
 Stan Bahnsen 1966, 68-71
 Andrew Bailey 2015
 Bill Bailey* 1911
 Frank Baker* 1916-19, 21-22
 Frank Baker 1970-71
 Steve Balboni 1981-83, 89-90
 Neal Ball* 1907-09
 Anthony Banda 2022
 Scott Bankhead 1995
 Willie Banks 1997-98
 Manny Bañuelos 2022
 Johnny Barbatto 2016
 Steve Barber* 1967-68
 Luke Bard 2022
 Jesse Barfield 1989-92
 Cy Barger* 1906-07
 Ray Barker* 1965-67
 Frank Barnes* 1930
 Jacob Barnes* 1926
 Honey Barnes 2022
 Ed Barney* 1915
 Jake Barrett 2019
 Chris Basak 2007
 George Batten* 1912
 Hank Bauer* 1948-59

Jake Bauers 2023
 Paddy Baumann* 1915-17
 Don Baylor* 1983-85
 Walter Beall* 1924-27
 T.J. Beam 2006
 Colter Bean 2005-07
 Rich Beattie 1978-79
 Jim Beck 1965
 Zinn Beck 1918
 Fred Beene 1972-74
 Joe Beggs* 1938
 Jack Bell* 1907
 Zeke Bella* 1957
 Mark Bellhorn 2005
 Clay Bellinger 1999-2001
 Carlos Beltrán 2014-16
 Benny Bengough* 1923-30
 Andrew Benintendi 2022
 Juan Beniquez 1979
 Armando Benitez 2003
 Lou Berberet* 1954-55
 Dave Bergman* 1975, 77
 Lance Berkman 2010
 Juan Bernhardt 1976
 Walter Bernhard* 1918
 Dale Berra 1985-86
 Yogi Berra* 1946-63
 Angel Berroa 2009
 Dellin Betances 2011, 13-19
 Wilson Betemit 2007-08
 Bill Bevens* 1944-47
 Monte Beville* 1903-04
 Harry Billiard* 1908
 Bruce Billings 2014
 Doug Bird 1980-81
 Greg Bird 2015, 17-19
 Ewell Blackwell* 1952-53
 Rick Bladt 1975
 Paul Blair* 1977-80
 Walter Blair* 1907-11
 Johnny Blanchard* 1955, 1959-65
 Gil Blanco 1965
 Wade Blasingame 1972
 Steve Blatner 1972
 Gary Blaylock 1959
 Curt Blefary* 1970-71
 Richard Bleier 2016
 Elmer Bliss* 1903
 Ron Blomberg 1969, 1971-76
 Mike Blowers 1989-91
 Eddie Bockman* 1946
 Ping Bodie* 1918-21
 Len Boehmer 1969, 71
 Brian Boehringer 1995-97, 2001
 Brennan Boesch 2013
 Wade Boggs 1993-97
 Don Bollweg* 1953
 Bobby Bonds* 1975-24
 Ricky Bones 1996
 Ernie "Tiny" Bonham* 1940-46



Ernie "Tiny" Bonham


Juan Bonilla 1985, 87
 Aaron Boone 2003
 Lute Boone* 1913-16
 Chris Bootcheck 2013
 Frency Bordagaray* 1941
 Rich Bordi 1985, 87
 Joe Borowski 1997-98
 Hank Boroway* 1942-45
 Babe Borton* 1913
 Daryl Boston 1994
 Jim Bouton* 1962-68

Matt Bowman 2023
 Clete Boyer* 1959-66
 Andrew Brackman 2011
 Ryan Bradley 1998
 Scott Bradley 1984-85
 Neal Brady* 1915, 17
 Darren Bragg 2001
 Ralph Branca* 1954
 Norm Branch* 1941-42
 Marshall Brant 1980
 Rob Brantly 2021-22
 Garland Braxton* 1925-26
 Don Brennan* 1933
 Jim Breneman* 1965
 Ken Brett* 1976
 Marv Breuer* 1939-43
 Billy Brewer 1996
 Colten Brewer 2023
 Fritzie Brickell* 1958-59
 Jim Brideweser* 1951-53
 Marshall Bridges* 1962-63
 Harry Bright* 1963-64
 Reid Brignac 2013
 Ed Brinkman* 1975
 Chris Britton 2007-08
 Johnny Brito 2023
 Zack Britton 2018-22
 Johnny Broaca* 1934-37
 Lew Brockett* 1907, 09, 11
 Jim Bronstad 1959
 Tom Brookens 1989
 Scott Brosius 1998-2001
 Bob Brower 1989
 Jim Brower 2007
 Boardwalk Brown* 1914-15
 Dr. Bobby Brown*, 1946-52, 54
 Bobby Brown 1979-81
 Curt Brown 1984
 Hal Brown* 1962
 Jumbo Brown*, 1932-33, 35-36
 Kevin Brown 2004-05
 Jay Bruce 2021
 Brian Bruney 2006-09
 Jim Bruske 1998
 Billy Bryan 1966-67
 Jess Buckles* 1916
 Mike Buddie 1998-99
 Jay Buhner 1987-88
 Danny Burawa 2015
 Bill Burbach* 1969-71
 Lew Burdette* 1950
 Tim Burke 1992
 A.J. Burnett 2009-11
 George Burns* 1928-29
 Alex Burr 1914
 Ray Burrell 1979
 Homer Bush 1997-98, 2004
 Joe Bush* 1922-24
 Tom Buskey* 1973-74
 Billy Butler 2016
 Ralph Buxton* 1949
 Joe Buzas* 1945
 Harry Byrd* 1954
 Sammy Byrd* 1929-34
 Tommy Byrne*. 1943, 46-51, 54-57
 Marty Byström 1984-85

C (143)

Cesar Cabral 2013-14
 Melky Cabrera 2005-09
 Oswaldo Cabrera 2022-23
 Greg Cadaret 1989-92
 Miguel Cairo 2004, 06-07
 Charlie Caldwell* 1925
 Ray Caldwell* 1910-18
 Willie Calhoun 2023
 Johnny Callison* 1972-73
 Howie Camp* 1917
 Bert Campaneris 1983
 Archie Campbell* 1928
 John Candelaria 1988-89
 Andy Cannizaro 2006
 Robinson Cano 2005-13
 Jose Canseco 2000
 Mike Cantello 1916

Chris Capuano 2014-15
 Andy Carey* 1952-60
 Buddy Carlyle 2011
 Roy Carlyle* 1926
 Duke Carmell* 1965
 David Carpenter 2015
 Matt Carpenter 2022
 Dick Carroll* 1909
 Ownie Carroll* 1930
 Tom Carroll* 1955-56
 Chris Carter 2017
 Chuck Cary 1989-91
 Hugh Casey* 1949
 Kevin Cash 2009
 Alberto Castillo 2002
 Roy Castleton* 1907
 Bill Castro 1981
 Miguel Castro 2022
 Starlin Castro 2016-17
 Danny Cater 1970-71
 Rick Cerone 1980-84, 87, 90
 Bob Cerv* 1951-56, 60-62
 Francisco Cervelli 2008-14
 Luis Cessa 2016-21
 Shawn Chacon 2005-06
 Joba Chamberlain 2007-13
 Chris Chambliss 1974-79, 88



Chris Chambliss

Frank Chance* 1913-14
 Spud Chandler* 1937-47
 Les Channell* 1910, 14
 Darrin Chapin 1991
 Aroldis Chapman 2016-22
 Ben Chapman* 1930-36
 Mike Chartak* 1940, 42
 Hal Chase* 1905-13
 Eric Chavez 2011-12
 Jack Chesbro* 1903-09
 Randy Choate 2000-03
 Ji-Man Choi 2017
 Justin Christian 2008
 Clay Christiansen 1984
 Al Cicotte* 1957
 Anthony Claggett 2009
 Preston Claiborne 2013-14
 Allie Clark* 1947
 George Clark* 1913
 Jack Clark 1988
 Tony Clark 2004
 Horace Clarke* 1965-74
 Walter Clarkson* 1904-07
 Brandon Claussen 2003
 Ken Clay 1977-79
 Roger Clemens 1999-2003, 07
 Pat Clements 1987-88
 Tex Clevenger* 1961-62
 Lou Clinton* 1966-67
 Tyler Clippard 2007, 16-17
 Al Closter 1971-72
 Andy Coakley* 1911
 Jim Coates* 1956, 59-62
 Jim Cockman* 1905
 Rich Coggins 1975-76
 Phil Coke 2008-09, 16
 Rocky Colavito 1968
 A.J. Cole 2018
 Gerrit Cole 2020-23
 King Cole* 1914-15



Curt Coleman*1912
 Jerry Coleman*1949-57
 Michael Coleman2001
 Rip Coleman*1955-56
 Bob Collins*1944
 Dave Collins*1982
 Joe Collins*1948-57
 Orth Collins*1904
 Pat Collins*1926-28
 Rip Collins*1920-21
 Frank Colman*1946-47
 Bartolo Colon2011
 Loyd Colson1970
 Earle Combs*1924-35
 David Cone1995-2000
 Tom Connelly*1920-21
 Joe Connor*1905
 Wid Conroy*1903-08
 Jose Contreras2003-04
 Andy Cook1993
 Doc Cook*1913-16
 Dusty Cooke*1930-32
 Ron Coomer2002
 Johnny Cooney*1944
 Phil Cooney*1905
 Don Cooper1985
 Garrett Cooper2017
 Guy Cooper*1914
 Franchy Cordero2023
 Jimmy Cordero2023
 Nestor Cortes2019, 21-23
 Dan Costello*1913
 Caleb Cotto2015
 Henry Cotto1985-87
 Ensign Cottrell*1915
 Clint Courtney1951
 Ernie Courtney1903
 Stan Coveleski*1928
 Billy Cowan1969
 Joe Cowley1984-85
 Bobby Cox1968-69
 Casey Cox*1972-73
 Birdie Cree*1908-15
 Lou Criger*1910
 Herb Crompton*1945
 Bubba Crosby2004-06
 Frank Crosetti*1932-48
 Ivan Cruz1997
 Jose Cruz1988
 Luis Cruz2013
 Jack Cullen1962, 65-66
 Roy Cullenbine*1942
 Nick A. Cullop*1916-17
 Nick Cullop*1926
 John Cumberland*1968-70
 Jim Curry*1911
 Chad Curtis1997-99
 Colin Curtis2010
 Fred Curtis*1905

D (77)

Babe Dahlgren*1937-40
 Bud Daley1961-64
 Matt Daley2013-14
 Tom Daley*1914-15
 Johnny Damon2006-09
 Bert Daniels*1910-13
 Bobby Davidson1989
 Kyle Davies2015
 Chili Davis1998-99
 George Davis*1912
 Ike Davis2016
 Jonathan Davis2021
 Kiddo Davis*1926
 Lefty Davis*1903
 Ron Davis1978-81
 Russ Davis1994-95
 Brian Dayett1983-84
 John Deering*1903
 Jim Deidel1974
 Ivan De Jesus1986
 Frank Delahanty*1905-06, 08
 Wilson Delgado2000
 Bobby Del Greco*1957-58
 David Dellucci2003
 Jim Delsing*1949-50
 Joe DeMaestri*1960-61
 Ray Demmitt*1909
 Rick Dempsey1973-76
 Bucky Dent1977-82

Jorge De Paula2003-05
 Jose De Paula2015
 Claud Derrick*1913
 Russ Derry*1944-45
 Matt DeSalvo2007
 Jim Deshaies1984
 Jimmie Deshong*1934-35
 Orestes Destrade1987
 Charlie Devens*1932-34
 Al DeVormer*1921-22
 Chris Dickerson2011-12
 Bill Dickey*1928-43, 46
 Murry Dickson*1958
 Joe DiMaggio*1936-42, 46-51
 Kerry Dineen*1975-76
 Craig Dingman2000
 Art Ditmar*1957-61
 Sonny Dixon*1956
 Pat Dobson*1973-75
 Cozy Dolan*1911-12
 Jason Dominguez2023
 Alfie Donald*1938-45
 Josh Donaldson2022-23
 Mike Donovan*1908-51
 Wild Bill Donovan*1915-16
 Brian Dorsett1989-90
 Octavio Dotel2006
 Richard Dotson1988-89
 Patsy Dougherty*1904-06
 John Dowd*1912
 Al Downing1961-69
 Brian Doyle1978-80
 Jack Doyle*1905
 Slow Joe Doyle*1906-10
 Doug Drabek1986
 Bill Drescher*1944-46
 Stephen Drew2014-15
 Karl Drews*1946-48
 Brandon Drury2018
 Monk Dubiel*1944-45
 Joe Dugan*1922-28
 Ryan Dull2019
 Mariano Duncan1956-97
 Shelley Duncan2007-09
 Michael Dunn2009
 Ryne Duren*1958-61



Ryne Duren

Leo Durocher*1925, 28-29
 Cedric Durst*27-30

E (32)

Mike Eastler1986-87
 Rawly Eastwick1978
 Doc Edwards*1965
 Foster Edwards*1930-22
 Robert Enghoorn1994-96
 Scott Efrross2022
 Dave Eiland1988-91, 95
 Darrell Finertson2000
 Norman "Kid" Elberfeld*1903-09
 Gene Elliott*1911
 Dock Ellis*1976-77
 John Ellis*1969-72
 Jacoby Ellsbury2014-17
 Kevin Elster1994-95
 Alan Embree2005
 Red Embree*1948
 Edwin Encarnación2019
 Clyde Engle*1909-10
 Jack Enright*1917
 Morgan Ensberg2008
 Nathan Eovaldi2015-16

Cody Eppley2012-13
 Todd Eros1998-2000
 Roger Erickson1982-83
 Scott Erickson2006
 Felix Escalona2004-05
 Juan Espino1982-83, 85-86
 Alvaro Espinoza1988-91
 Bobby Estallera2001
 Thairo Estrada2019-20
 Al Nick Etten*1943-46
 Barry Evans1982

F (53)

Charles Fallon*1905
 Kyle Farnsworth2006-08
 Steve Farr1991-93
 Doc Farrell*1932-33
 Sal Fasano2006
 Alex Ferguson*1918, 21, 25
 Frank Fernandez1967-69
 Tony Fernandez*1995
 Mike Ferraro1966, 68
 Wes Ferrell*1938-39
 Tom Ferrick*1950-51
 Chick Fester*1917-22
 Cecil Fielder1996-97
 Mike Figga1997-99
 Cole Figueroa2015
 Ed Figueroa1976-80
 Pete Filson1987
 Happy Finneran*1918
 Mike Fischlin1986
 Brian Fisher1985-86
 Gus Fisher*1912
 Ray Fisher*1910-17
 Mike Fitzgerald*1911
 John Flaherty2003-05
 Ramon Flores2015
 Estevan Florial2020-23
 Tim Foli1984
 Ray Fontenot1983-84
 Barry Foote1981-82
 Ben Ford2000
 Mike Ford2019-21
 Russ Ford*1909-13
 Whitey Ford*1950, 53-67
 Tony Fossas1999
 Eddie Foster*1910
 Jack Fournier*1918
 Dustin Fowler2017
 Andy Fox1996-97
 Jeff Francis2014
 Ray Francis*1925
 Ben Francisco2013
 Wayne Franklin2005
 Clint Frazier2017-21
 George Frazier*1981-83
 Todd Frazier2017
 Mark Freeman*1959
 Ray French*1920
 Lonny Frey*1947-48
 Bob Friend*1966
 John Frill*1910
 Bill Fullton1987
 Dave Fultz*1903-05
 Liz Funk*1929

G (96)

John Gabler*1959-60
 Joe Gallagher*1939
 Mike Gallego1992-94
 Giovanni Gallegos2017-18
 Joey Gallo2021-22
 Oscar Gamble*1976, 79-84
 Ben Gamel2016
 John Ganzel*1903-04
 Mike Garbark*1944-45
 Damaso Garcia*1978-79
 Deivi Garcia2020-21, 23
 Freddy Garcia2011-12
 Jaime Garcia2017
 Karim Garcia2002-03
 Billy Gardner*1961-62
 Brett Gardner2008-21
 Earle Gardner*1908-12
 Rob Gardner*1970-72
 Steve Garrison2011
 Ned Garvin*1904
 Mill Gaston*1924
 Chad Gaudin2009-10

Mike Gazella*1923, 26-28
 Cory Gearrin2019
 Joe Gedeon*1916-17
 Lou Gehrig*1923-39
 Bob Geren1988-91
 Domingo Germán2017-19, 21-23
 Al Gettel*1945-46
 Jason Giambi2002-08
 Joe Giard*1927
 Jake Gibbs1962-71
 Paul Gibson1993-94, 96
 Sam Gibson*1930
 Dan Giese2008
 Luis Gil2021-22
 Frank Gilhooly*1913-18
 Charles Gipson2003
 Joe Girardi1996-99
 Chris Gittens2021
 Fred Glade*1908
 Frank Gleich*1919-20
 Joe Glenn*1932-33, 35-38
 Greg Golson2010-11
 Lefty Gomez*1930-42
 Yoendrys Gómez2023
 Jessie Gonder*1960-61
 Alberto Gonzalez2007-08, 13
 Chi Chi Gonzalez2022
 Fernando Gonzalez1974
 Marwin Gonzalez2022
 Pedro Gonzalez*1963-65
 Wilbur Good*1905
 Dwight Gooden1996-97, 2000
 Nick Good2015-16
 Art Goodwin*1905
 Brian Gordon2011
 Joe Gordon*1938-43, 46
 Tom Gordon2004-05
 Tom Goran*1952-54
 Rich Gossage1978-83, 89
 Dick Gossett*1913-14
 Larry Gowell*1972
 Johnny Grabowski*1927-29
 Alex Graman2004-05
 Curtis Granderson2010-13
 Wayne Granger1973
 Sonny Gray2017-18
 Ted Gray1955
 Eli Grba*1959-60
 Chad Green2016-22
 Nick Green2006
 Paddy Greene*1903
 Shane Greene2014, 72
 Todd Greene2001
 Didi Gregorius2015-19
 Ken Griffey, Sr.1982-86
 Mike Griffin1979-81
 Clark Griffith*1903-07
 Bob Grim*1954-58
 Burleigh Grimes*1934
 Oscar Grimes*1943-46
 Jason Grimsley1999-2000
 Lee Grissom*1940
 Buddy Groom2005
 Cecilio Guante1987-88
 Lee Guetterman1988-92
 Ron Guidry1975-88
 Aaron Guiel2006
 Brad Gulden1979-80
 Don Gullett1977-78
 Bill Gullickson1987
 Randy Gumpert*1946-48
 Larry Gura1974-75
 Freddy Guzman2009
 Ronald Guzmán2022

H (130)

John Habyan1990-93
 Kemp Hadley*1936-40
 Bent Hadley*1960
 Travis Hafner2013
 Ed Hahn*1905-06
 Noodles Hahn*1906
 Hinkley Haines*1923
 Jerry Hairston, Jr.2009
 George Halas*1919
 Bob Hale*1961
 David Hale2018-20
 Jimmie Hall1969
 Mel Hall1989-92
 Brad Hall*2004



Roger Hambricht*	1971
Ian Hamilton	2023
Steve Hamilton*	1963-70
Chris Hammond	2003
Mike Handiboe*	1911
Jim Hanley*	1913
Truck Hannah*	1918-20
Ron Hansen	1970-71
Harry Hanson*	1913
J.A. Happ	2018-20
Jim Hardin*	1971
Bubbles Hargrave*	1930
Harry Harper*	1921
Toby Harrah	1984
Greg Harris	1994
Joe Harris*	1914
Jim Ray Hart*	1973-74
Roy Hartzell*	1911-16
Buddy Harvey*	2019
Joseph Hassett*	1942
Ron Hassey	1985-86
Andy Hawkins	1989-91
LaRoy Hawkins	2008
Chicken Hawks*	1921
Charlie Hayes	1992, 96-97
Chase Headley	2014-17
Frank Healy	1976-78
Andrew Heaney	2021
Mike Heath	1978
Slade Hethcott	2015
Neal Heaton	1993
Adeiny Hechavarría	2018
Don Heffner*	1934-37
Mike Hegan*	1964, 66-67, 73-74
Fred Heimach*	1928-29
Woodie Held*	1954, 57
Ben Heller	2016-17, 19-20
Charlie Hemphill*	1908-11
Rollie Hemsley*	1942-44
Bill Henderson*	1930
Rickey Henderson	1985-89



Rickey Henderson

Harvey Hendrick*	1923-24
Elrod Hendricks*	1976-77
Tim Hendryx*	1915-17
Sean Henn	2005-07
Tommy Henrich*	1937-42, 46-50
Bill Henry	1966
Drew Henson	2002-03
Felix Heredia	2003-04
Adrian Hernandez	2001-02
Leo Hernandez	1986
Michel Hernandez	2003
Olando Hernandez	1998-2002, 04
Xavier Hernandez	1994
Ronald Herrera	2017
Ed Herrmann*	1915
Aaron Hicks	2016-23
Hugh High*	1915-18
Oral Hildebrand*	1939-40
Kyle Higashioka*	2017-23
Glennell Hill	2000
Jesse Hill*	1935
Rich Hill	2014
Shawn Hilligas	1992
Frank Hillier*	1946, 48-49
Mack Hillis*	1924
Eric Hinske	2009
Rich Hinton	1972
Sterling Hitchcock	1992-95, 01-03
Myril Hoag*	1931-32, 34-38
Butch Hobson	1982
Chester Hoff	1911-13
Danny Hoffman*	1906-07

Solly Hofman*	1916
Fred Hofmann*	1919-25
Bill Hogg*	1905-08
Bobby Hogue*	1951-52
Ken Holcombe*	1945
Bill Holden*	1913-14
Jonathan Holder	2016-20
Al Holland	1986-87
Matt Holliday	2017
Rick Holloway*	1930
Jay Holmes	2021-23
Clayton Holmes	1998
Fred Holmes*	1903
Roger Holt	1980
Ken Holtzman	1976-78
Rick Honeycutt	1995-79
Don Hood*	1979
Wally Hood*	1949
Johnny Hopp*	1950-52
Shags Horan*	1924
Ralph Houk*	1947-54
Elston Howard*	1955-67
Matt Howard	1996
Steve Howe*	1991-96
Harry Howell*	1903
Jeff Howell	1982-84
Dick Howser*	1967-68
Waite Hoyt*	1921-30



Waite Hoyt

Rex Hudler	1984-85
Charles Hudson	1987-88
David Hudler	2013-14
Chad Huffman*	2010
Keith Hughes	1987
Phil Hughes	2007-13
Long Tom Hughes*	1904
Tom Hughes*	1906-07, 09-10
John Hummel*	1918
Mike Humphreys	1991-93
Ken Hunt*	1959-60
Billy Hunter	1955-56
Catfish Hunter*	1975-79
Mark Hutton	1993-94, 96
Ham Hyatt*	1918

I (6)

Raul Ibañez	2012
Ryota Igarashi	2012
Pete Incaviglia	1997
Kei Igawa	2007-08
Hideki Irabu*	1997-99
Travis Ishikawa	2013

J (49)

Fred Jacklitsch*	1905
Grant Jackson*	1976
Reggie Jackson	1977-81
Dion James	1992-93, 95-96
Johnny James	1958, 60-61
Stan Javier	1984
Domingo Jean	1993
Stanley Jefferson	1989
Jackie Jensen*	1950-52
Mike Jerzembek	1998
Derek Jeter	1995-2014
D'Angelo Jimenez	1999
Elvio Jimenez	1964
Brett Jodie	2001
Tommy John	1979-82, 86-89
Alex Johnson*	1974-75
Billy Johnson*	1943, 46-51
Cliff Johnson	1977-79

Darrell Johnson*	1957-58
Deron Johnson*	1960-61
Don Johnson*	1947, 50
Ernie Johnson*	1923-25
Hank Johnson*	1925-26, 28-32
Jeff Johnson	1991-93
Johnny Johnson*	1944
Kelly Johnson	2014
Ken Johnson*	1969
Lance Johnson	2000
Nick Johnson	2001-03, 10
Otis Johnson*	1998
Randy Johnson	2005-06
Roy Johnson*	1936-37
Russ Johnson	2005
Jay Johnstone*	1978-79
Andruw Jones	2011-12
Darryl Jones	1979
Garrett Jones	2015
Gary Jones	1970-71
Jimmy Jones	1989-90
Ruppert Jones	1980
Sad Sam Jones*	1922-26
Tim Jordan*	1903
Art Jorgens*	1929-39
Jeff Justice	2000
Corban Joseph	2013
Jeff Juden	1999
Aaron Judge	2016-23
Mike Jurewicz	1965
David Justice	2000-01

K (65)

Jim Kaat	1979-80
Tommy Kahnle	2017-20, 23
Scott Kamieniecki	1991-96
Bob Kammeyer*	1978-79
Frank Kane*	1919
Bill Karlon*	1930
Herb Karpel*	1946
Steve Karsay	2002-05
Jeff Karstens	2006-07
Benny Kauff*	1912
Curt Kaufman	1982-83
Austin Kearns	2010
Eddie Kearse*	1942
Ray Keating*	1912-16, 18
Bob Keefe*	1907
Willie Keeler*	1903-09
Randy Keisler	2000-01
Mike Kekich	1969-73
Charlie Keller*	1939-43, 45-49, 52
Shawn Kelley	2013-14
Pat Kelly	1991-97
Roberto Kelly	1987-92, 2000
Steve Kemp	1983-84
Ian Kennedy	2007-09
John Kennedy*	1967
Jerry Kenney	1967, 69-72
Matt Keough*	1983
Jimmy Key	1993-96
Steve Kiefer	1989
Isiah Kiner-Falefa	2022-23
Michael King	2019-23
Dave Kingman	1977
Harry Kingman*	1914
Fred Kipp	1960
Frank Kitson*	1907
Ron Kittle	1986-87
Ted Kleinhaus*	1936
Red Kleinow*	1904-10
Ed Klepfer*	1911, 13
Ron Klimkowski*	1969-70, 72
Steve Kline*	1970-74
Corey Kluber	2021
Mickey Klutts	1976-78
Bill Knickerbocker*	1938-40
Brandon Knight	2001-02
John Knight*	1909-11, 13
Chuck Knoblauch	1998-2001
Mark Koenig*	1925-30
Brody Koerner	2021
Jim Konstanty*	1954-56
George Kontos	2011, 18
Andy Kosco	1968
Pete Kozma	2017
Steve Kravitz*	1953
Jack Kramer*	1951
Erik Kratz	2017, 20
Brooks Kriske	2020-21

Matt Krook	2023
Ernie Krueger*	1915
Dick Kryhoski*	1949
Tony Kubek	1957-65
Johnny Kucks*	1955-59
Bill Kunkel*	1963
Hiroki Kuroda	2012-14
Bob Kuzava*	1951-54

L (80)

Aaron Laffey	2011
Brady Lail	2019
Joe Lake*	1908-09
Brandon Laird	2011
Bill Lamar*	1917-19
Ryan LaMarre	2021
Hal Lanier	1972-73
Dave Lapoint	1989-90
Frank LaPorte*	1905-10
Dave LaRoche	1981-83
Don Larsen*	1955-59
Lyn Lary*	1929-34
Chris Latham	2003
Marcus Lawton	1989
Matt Lawton	2005
Gene Layden*	1915
Tommy Layne	2016-17
Tony Lazzeri*	1926-37
Tim Leary	1990-92
Wade LeBlanc	2014
Ricky Ledee	1998-00
Travis Lee	2004
Joe Lefebvre	1980
Al Leiter	1987-89, 2005
Mark Leiter	1990
Frank Leja*	1954-55
Jack Leivelt*	1912-13
DJ LeMahieu	2019-23
Eddie Leon	1975
Chris Leroux	2014
Louis LeRoy*	1905-06
Ed Levy*	1942, 44
Duffy Lewis*	1919-20
Jim Lewis	1982
Terry Ley	1971
Jim Leyritz	1990-96, 99-2000
Cory Lidle*	2006
Jon Lieber	2004
Brent Lillibridge	2013
Ted Lilly	2000-02
Paul Lindblad*	1978
Johnny Lindpe*	1941-50
Jacob Lindgren	2015
Phil Linz*	1962-65
Bryan Little	1986
Jack Little*	1912
Clem Llewellyn*	1922
Graeme Lloyd	1996-98
Jonathan Loaisiga	2018-23
Esteban Loaiza	2004
Tim Locastro	2021-22
Gene Locklear	1976-77
Kenny Lofton	2004
Boone Logan	2010-13
Sherm Lollar*	1947-48
Tim Lollar	1980
Phil Lombardi*	1986-87
Dale Long*	1960, 62-63
Herman Long*	1903
Terrence Long	2006
Ed Lopat*	1948-55
Arturo Lopez	1965
Hector Lopez*	1959-66
Baldy Louden*	1907
Slim Love*	1916-18
Torey Lovullo	1991
Derek Lowe	2012
Mike Lowell	1998
Johnny Lucadello*	1947
Joe Luca*	1920
Roy Luebbe*	1925
Lucas Luetge	2021-22
Matt Luke	1996
Jerry Lumpe*	1956-59
Scott Luscader	1991
Sparky Lyle	1972-78
Lance Lynn	2018
Al Lyons*	1944, 46-47
Tyler Lyons	2019-20
Jim Lytle	1969-71



M (183)

Duke Maas*	1958-61
Kevin Maas	1990-93
Bob MacDonald	1995
Danny MacFayden*	1932-34
Ray Mack*	1947
Tommy Madden*	1910
Elliott Maddox	1974-76
Dave Madison*	1950
Lee Magee*	1916-17
Sal Maglie*	1957-58
Stubby Wagner*	1911
Jim Magnuson*	1973
Fritz Maisel*	1913-17
Hank Majeski*	1946
Frank Makosky*	1937
Pat Malone*	1935-37
Pat Maloney*	1912
Al Marmax*	1924
Rube Manning*	1907-10
Joe Mantlipy	2019
Mickey Mantle*	1951-68
Jeff Mantzo	1999
Josias Manzanello	1995
Cliff Mapes*	1948-51
Ron Marinaccio	2022-23
Roger Marz	1960-66
Cliff Markle*	1915-16, 24
Jeff Marquez	2011
Jim Marquis*	1925
Armando Marsans*	1917-18
Brett Marshall	2013
Cuddles Marshall*	1946, 48-49
Sam Marsonke	2004
Damaso Marte	2008-10
Billy Martin*	1950-53, 55-57
Chris Martin	2015
Hersh Martin*	1944-45
Jack Martin*	1912
Russell Martin	2011-12
100 Martinez*	1996-2001, 05
Tippy Martinez	1974-76
Jim Mason	1974-76
Victor Mata	1984-85
Hideki Matsui	2003-09
Don Mattingly	1982-95
Carlos May	1976-77
Darrell May	2005
Rudy May	1974-76, 80-83
John Mayberry	1982
Cameron Maybin	2019
Carl Mays*	1919-23
Lee Mazzilli	1982
Zach McAllister	2023
Larry McCall	1977-78
Brian McCann	2014-16
Brandon McCarthy	2014
Joe McCarthy*	1905
Pat McCauley*	1903
Larry McClure*	1910
George McConnell*	1909, 12-13
Mike McCormick*	1970
Lance McCullers	1989-90
Andrew McCutchen	2018
Lindy McDaniel*	1968-73
Mickey McDermott*	1956
Danny McDevitt*	1961
Darnell McDonald	2012
Dave McDonald*	1969
Donzell McDonald	2001
Jim McDonald*	1952-54
Gill McDougald*	1951-60
Jack McDowell	1995
Sam McDowell	1973-74
100 McEvoy*	1930-31
Herrn McFarland*	1903
Andy McGaffigan	1981
Casey McGehee	2012
Lynn McGlothen*	1982
Bob McGraw*	1917-20
Deacon McGuire*	1904-07
Marty McHale*	1913-15
Irish McIlven*	1908-09
Tim McIntosh	1996
David McKay	2022
Bill McKechnie*	1913
Billy McKinney	2018, 23
Rick McKinney	1972
Frank McManus*	1904
Norm McMillan*	1922

Tommy McMillan*	1912
Mike McNally*	1921-24
Herb McQuaid*	1926
George McQuinn*	1947-48
Bobby Meacham	1983-88
Charlie Meara*	1914
Jim Mecir	1996-97
George "Doc" Medich	1972-75
Mark Melancon	2009-10
Bob Melvin	1994
Ramiro Mendoza	1996-2002, 05
Jordy Mercer	2020
Fred Merkle*	1925-26
Melky Mesa	2012-13
Andy Messersmith	1978
Tom Metcalf	1963
Bud Metheny*	1943-46
Hensley Meulens	1989-93
Bob Meusel*	1920-29
Bob Meyer	1964
Danny Miceli	2003
Gene Mitchell*	1968-74
Keynan Middleton	2023
Ezra Midkiff*	1912-13
Doug Mientkiewicz	2007
Pete Mikelsen*	1964-65
Larry Milbourne	1981-83
Sam Mitchell	1992-93
Andrew Miller	2015-16
Bill Miller*	1952-54
Elmer Miller*	1915-18, 21-22
Jim Miller	2013-14
John Miller*	1966
Alan Mills	1990-91
Buster Mills*	1940
Mike Milovich*	1944-45
Paul Mirabella	1979
Juan Miranda	2008-10
Willy Miranda*	1953-54
Anthony Misiewicz	2023
Bobby Mitchell*	1910
Bryan Mitchell	2014-17
D.J. Mitchell	2012
Fred Mitchell*	1910
Johnny Mitchell*	1921-22
Sergio Mitre	2009-11
Johnny Mize*	1949-53
Kevin Mmahat	1989
Chad Moeller	2008, 10
George Mogridge*	1915-20
Dale Mohorich	1988-89
Feston Mole*	1949
Guntavo Molina	2011
Jose Molina	2007-09
Bill Monbouquette*	1967-68
Raul Mondesi	2002-03
Ed Monroe*	1917-18
Zack Monroe	1958-59
Frankie Montas	2022-23
John Montefusco	1983-86
Rich Monteleone	1990-93
Jesus Montero	2011
Jordan Montgomery	2017-22
Archie Moore	1964-65
Earl Moore*	1907
Willy Moore*	1927-29, 32-33
Kendrys Morales	2019
Ray Morehart*	1927
Diego Moreno	2015
Omar Moreno	1983-85
Mike Morgan	1982
Tom Morgan*	1951-52, 54-56
George Moriarty*	1906-08
Jeff Moronko	1987
Hal Morris	1988-89
Ross Moschitto	1965, 67
Dustin Moseley	2010
Jerry Moses*	1973
Terry Moolenaar	1994
Conor Mullee	2016
Charlie Mullen*	1914-16
Jerry Mumphrey	1981-83
Bob Muncrief*	1951
Bobby Munoz	1993
Thurman Munson*	1969-79
Bobby Murcer*	1965-66, 69-74, 79-83
Johnny Murphy*	1932, 34-43, 46
John Ryan Murphy	2013-15
Rob Murray	1994
Dale Murray	1983-85



Bobby Murcer

George Murray*	1922
Larry Murray	1974-76
Mike Mussina	2001-08
Mike Myers	2006-07

N (37)

Xavier Nady	2008-09
Jerry Narron	1979
Dan Naulty	1999
Dioner Navarro	2004
Denny Neale	2000
Thomas Neal	2013
Bots Nekola*	1929
Chris Nelson	2013
Gene Nelson	1981
Jeff Nelson	1996-2000, 03
Luke Nelson*	1919
Nick Nelson	2020-21
Graig Nettles	1973-83
Tex Neuber*	1907
Ernie Nevel*	1950-51
Floyd Newkirk*	1934
Bobo Newsum*	1947
Doc Newton*	1905-09
Gus Niarhos*	1946, 48-50
Joe Niekro*	1985-87
Phil Niekro*	1984-85
Jerry Nielsen	1992
Scott Nielsen	1986, 88-89
Wil Nieves	2005-07
Harry Niles*	1908
C. J. Nitkowski*	2004
Jaysun Nix	2012-13
Otis Nixon	1983
Rico Noel	2015
Hector Noesi	2011
Matt Nokes	1990-94
Irv Noren*	1952-56
Don Nottebart*	1969
Ivan Nova	2010-16
Les Nunamaker*	1914-17
Eduardo Nunez	2010-13
Vidal Nuno	2013-14

O (33)

Johnny Oates*	1980-81
Mike O'Berry	1984
Andy O'Connor*	1908
Jack O'Connor*	1903
Paddy O'Connor*	1918
Darren O'Day	2021
Heinie Odom*	1925
Rouged Odor	2021
Lefty O'Doul*	1919-20, 22
Rowland Office	1983
Ross Ohlendorf	2007-08
Bob Ojeda	1994
Rube Oldring*	1905, 16
John Olerud	2004
Bob Oliver*	1975
Joe Oliver	2001
Nate Oliver	1969
Tyler Olson	2016
Paul O'Neill	1993-2001
Steve O'Neill*	1925
Jesse Orosco	2003
Queenie O'Rourke*	1908
Al Orth*	1904-09
Donovan Osborne	2004
Champ Osteen*	1904
Joe Ostrowski*	1950-52
Antonio Osuna	2003

Bill Otis*	1912
Adam Ottavino	2019-20
Josh Outman	2014
Lyle Overbay	2013
Stubby Overmire*	1951
Spiky Owen	1993

P (82)

John Pacella	1982
Del Paddock*	1912
Juan Padilla	2004
Dave Pagan	1973-76
Joe Page*	1944-50
Mike Pagliarulo	1984-89
Donn Pall	1994
Chan Ho Park	2010
Hoy Park	2021
Blake Parker	2016
Christian Parker	2001
Clay Parker	1989-90
Chris Parmelee	2016
Ben Paschal*	1924-29
Dan Pasqua	1985-87
Gil Patterson	1977
Jeff Patterson	1995
Mickey Patterson	1981-82
Scott Patterson	2008
Carl Pavano	2005, 07-08
Dave Pavlas	1995-96
James Paxton	2019-20
James Pazos	2015-16
Steve Pearce	2012
Monte Pearson*	1936-40
Roger Peckinpaugh*	1913-21
Steve Peek*	1941
Hipolito Pena	1988
Ramiro Pena	2009-12
Lance Pendleton	2011
Herb Pennock*	1923-33
Joe Peppitone*	1962-69
Wandy Peralta	2021-23
Oswald Peraza	2022-23
Everson Pereira	2023
Eury Perez	2014
Marty Perez	1977
Melido Perez	1992-95
Pascual Perez*	1990-91
Robert Perez	2001
Cecil Perkins*	1967
Cy Perkins*	1931
Gaylord Perry*	1988-89
Fritz Peterson	1966-74
Jace Peterson	2018
Gregorio Pettit	2015
Andy Pettitte	1995-2003, 07, 10-12
David Phelps	2012-14
Josh Phelps	2007
Ken Phelps	1988-89
Andy Phillips	2004-07
Eddie Phillips*	1932
Jack Phillips*	1947-49
Cy Pieh*	1913-15
Bill Piercy*	1917, 21
Duane Pilette*	1949-50
Brandon Pinder	2015-16
Michael Pineda	2014-17
Lou Piniella	1974-84
George Pippas*	1923-24, 27-33
Wally Pipp*	1915-25
Jose Pirela	2014-15
Jim Pisoni*	1959-60
Eric Plunk	1989-91
Dale Polley	1996
Luis Polonia	1989-90, 94-95, 00
Sidney Ponson	2006, 08
Bob Porterfield*	1948-51
Jorge Posada	1995-2011
Scott Pose	1997
Jack Powell*	1904-05
Jake Powell*	1936-40
Mike "Doc" Powers*	1905
Martin Prado	2014
Del Pratt*	1918-20
Jerry Priddy*	1941-42
Curtis Priester	2003
Johnny Priest*	1911-12
Bret Prinz	2003-04
Scott Proctor	2004-07, 11
Alfonso Pulido	1986
Ambrose Putschmann*	1903-05



Q (6)

Chad Qualls.....	2012
Paul Quantrill.....	2004-05
Mel Queen*.....	1942, 44, 46-47
Ed Quick*.....	1903
Jack Quinn*.....	1909-12, 19-21
Jamie Quirk.....	1989

R (103)

Tim Raines.....	1996-98
Dave Rajisch.....	1978
Edwar Ramirez.....	2007-09
Jose Ramirez.....	2014-15
Nick Ramirez.....	2023
Bobby Ramos.....	1982
Domingo Ramos.....	1978
John Ramos.....	1991
Pedro Ramos.....	1964-66
Henry Randle.....	1979
Willie Randolph.....	1976-88



Willie Randolph

Cody Ransom.....	2008-09
Clay Rapada.....	2012
Vic Raschi*.....	1946-53
Dennis Rasmussen.....	1984-87
Darrell Rasner.....	2006-08
Shane Rawley.....	1982-84
Jeff Reddon.....	1994
Tim Redding.....	2005
Jack Reed*.....	1961-63
Kevin Reese.....	2005-06
Jimmie Reese*.....	1930-31
Ray Refsnyder.....	2015-17
Hal Renfro*.....	1961-67
Bill Renna*.....	1953
Tom Rensa*.....	1933
Roger Repoz.....	1964-66
Rick Reuschel.....	1981
Dave Revering.....	1981-82
Al Reyes.....	2003
Allie Reynolds*.....	1947-54
Bill Reynolds*.....	1913-14
Mark Reynolds.....	2013
Rick Rhoden.....	1987-88
Gordon Rhodes*.....	1929-32
Harry Rice*.....	1930
Antoan Richardson.....	2014
Bobby Richardson.....	1955-66
Nolen Richardson*.....	1935
Branch Rickey*.....	1907
Stephen Ridings.....	2021
Dave Righetti.....	1979, 81-90
Royce Rijo.....	1984
Jose Ring.....	2010
Danny Riios.....	1997
Juan Rivera.....	2001-03
Mariano Rivera.....	1995-2013
Ruben Rivera.....	1995-96
Mickey Rivers.....	1976-79
Anthony Rizzo.....	2021-23
Phil Rizzuto*.....	1941-42, 46-56
Roxey Roach*.....	1910-11
Brian Roberts.....	2014
Dale Roberts*.....	1967
Andre Robertson.....	1981-85
David Robertson.....	2008-14, 17-18
Gene Robertson*.....	1928-29
Aaron Robinson*.....	1943, 45-47
Bill Robinson*.....	1967-69
Bruce Robinson.....	1979-80
Eddie Robinson*.....	1954-56
Hank Robinson*.....	1918
Jeff Robinson.....	1990

Shane Robinson.....	2018
Carlos Rodón.....	2023
Alex Rodriguez.....	2004-13, 15-16
Aurelio Rodriguez*.....	1980-81
Carlos Rodriguez.....	1991
Edwin Rodriguez.....	1982
Ellie Rodriguez.....	1968
Felix Rodriguez.....	2005
Henry Rodriguez.....	2001
Ivan Rodriguez.....	2008
Joely Rodriguez.....	2021
Chaz Roe.....	2014
Gary Roenicke.....	1986
Oscar Roettger*.....	1923-24
Esmil Rogers.....	2014-15
Jay Rogers*.....	1914
Kenny Rogers.....	1996-97
Tom Rogers*.....	1921
Jim Roland*.....	1972
Red Rolfe*.....	1931, 34-42
Sal Romano.....	2021
Austin Romine.....	2011, 13-19
Ben Rortvedt.....	2023
Adonis Rosa.....	2019
Buddy Rosar*.....	1939-42
Larry Rosenthal*.....	1944
Steve Roser*.....	1944-46
Braggo Roth*.....	1921
Jerry Royster.....	1987
Charles Ruel*.....	1917-20
Dutch Ruether*.....	1926-27
Red Ruffing*.....	1930-42, 45-46
Nick Rumbelow.....	2015
Allan Russell*.....	1915-19
Kevin Russo.....	2010
Manny Russo*.....	1939-43, 46
Babe Ruth*.....	1920-34
Blondy Ryan*.....	1935
Brandon Ryan.....	2013-15
Rosy Ryan.....	1928

S (159)

CC Sabathia.....	2009-19
Lenny Sain*.....	1951-55
John Sakata.....	1987
Mark Salas.....	1987
Jack Saltzgaver*.....	1932, 34-37
Billy Sample.....	1985
Celestino Sanchez*.....	1972-73
Jay Sánchez.....	2015-21
Humberto Sanchez.....	2008
Rey Sanchez.....	1997, 2005
Romulo Sanchez.....	2010
Deion Sanders.....	1989-90
Roy Sanders*.....	1918
Scott Sanderson*.....	1991-92
Charlie Sands*.....	1967
Fred Sanford*.....	1949-51
Amauri Sanit.....	2011
Rafael Santana.....	1988
Sergio Santos.....	2015
Bronson Sardinha.....	2007
Don Savage*.....	1944-45
Rick Sawyer.....	1974-75
Steve Sax.....	1989-91
Ray Scarborough*.....	1952-53
Germany Schaefer*.....	1916
Harry Schaeffer*.....	1952
Roy Schalk*.....	1932
Art Schallcock.....	1951-55
Wally Schang*.....	1921-25
Bob Schmidt*.....	1965
Butch Schmidt*.....	1909
Clarke Schmidt.....	2020-23
Johnny Schmitz*.....	1952-53
Pete Schneider*.....	1919
Dick Schofield*.....	1966
Paul Schreiber*.....	1945
Art Schult*.....	1953
Al Schultz*.....	1912-14
Don Schulze.....	1989-93
Pius Schwert*.....	1914-15
Everett Scott*.....	1922-25
George Scott*.....	1979
Rodney Scott.....	1982
Red Scurry*.....	1985-86
Scott Seabool.....	2001
JP Sears.....	2022
Ken Sears*.....	1943
Bob Seeds*.....	1936

Kal Segrist*.....	1952
Fernando Seguinol.....	2003
George Selkirk*.....	1934-42
Ted Sepkowski*.....	1947
Hank Severid*.....	1926
Luis Severino.....	2015-19, 21-23
Joe Sewell*.....	1931-33
Richie Sexson.....	2008
Howard Shanks*.....	1925
Billy Shantz*.....	1960
Bobby Shantz.....	1957-60
Bob Shawkey*.....	1915-27
Spec Shea*.....	1947-49, 51
Al Shealy*.....	1928
George Shears*.....	1912
Tom Sheehan*.....	1921
Gary Sheffield.....	2004-06
Justus Sheffield.....	2018
Rollie Sheldon.....	1961-62, 64-65
Skeeter Shelton*.....	1915
Roy Sherid*.....	1929-31
Pat Sheridan.....	1991
Dennis Sherrill.....	1978, 80
Ben Shields*.....	1924-25
Steve Shields.....	1988
Bob Shirley.....	1983-87
Urban Shocker*.....	1916-17, 25-28
Tom Shopay.....	1967, 69
Ernie Shore*.....	1919-20
Bill Short*.....	1960
Chasen Shreve.....	2015-18
Norm Siebman*.....	1956, 58-59
Ruben Sierra.....	1995-96, 2003-05
Charlie Silvestri.....	1948-56
Dave Silvestri.....	1992-95
Ken Silvestri*.....	1941, 46-47
Hack Simmons*.....	1912
Dick Simpson.....	1969
Harry Simpson*.....	1957-58
Duke Sims.....	1973-74
Scott Sizemore.....	2014
Bill Skiff*.....	1926
Camp Skinner*.....	1922
Joel Skinner.....	1986-88
Lou Skizas*.....	1956
Bill "Moose" Skowron*.....	1954-62
Roger Slagle.....	1979
Don Slaughter.....	1988-89
Enos Slaughter*.....	1954-55, 56-59
Aaron Small.....	2005-06
Roy Smalley.....	1982-84
Walt Smallwood*.....	1917, 19
Caleb Smith.....	2017
Charley Smith*.....	1967-68
Elmer Smith*.....	1922-23
Joe Smith*.....	1913
Keith Smith.....	1984-85
Klondike Smith*.....	1912
Lee Smith.....	1993
Matt Smith.....	2006
Harry Smythe*.....	1934
J.T. Snow.....	1992
Eric Soderholm.....	1980
Luis Sojo.....	1996-99, 2000-01, 03
Tony Solaita*.....	1968
Donovan Solano.....	2016
Yanervis Solarte.....	2014
Alfonso Soriano.....	1999-2003, 13-14
Rafael Soriano.....	2011-12
Steve Souchock*.....	1946, 48
Jim Spencer*.....	1978-81
Shane Spencer.....	1998-2002
Charlie Spikes.....	1972
Russ Springer.....	1992
Bill Stafford*.....	1960-65
Jake Stahl*.....	1908
Roy Staiger.....	1979
Tuck Stainback*.....	1942-45
Gerry Staley*.....	1955-56
Charley Stankiewicz*.....	1941, 46
Andy Stankiewicz.....	1992-93
Fred Stanley.....	1973-80
Mike Stanley.....	1992-95, 97
Giancarlo Stanton.....	2018-23
Mike Stanton.....	1997-2002, 05
Dick Starr*.....	1947-48
Dave Stegman.....	1982
Dutch Sterrett*.....	1912-13
Bud Stewart*.....	1948
Chris Stewart.....	2008, 12-13

Lee Stine*.....	1938
Kelly Stinnett.....	2006
Snuffy Stitwies*.....	1943-50
Tim Stoddard.....	1986-88
Mel Stottlemire*.....	1964-74
Hal Stowe.....	1960
Darryl Strawberry.....	1995-99
Gabby Street*.....	1912
Marlin Stuart*.....	1954
Bill Stump*.....	1912-13
Tom Sturdivant*.....	1955-59
Johnny Sturm*.....	1941
Tanyon Sturtze.....	2004-06
Bill Sudakis*.....	1974
Steve Sundra*.....	1936, 38-40
Ichiro Suzuki.....	2012-14
Dale Sveum.....	1998
Anthony Swarzak.....	2016
Nick Sweeney*.....	1908-15
Jeff Swisher.....	2009-12
Ron Swoboda.....	1971-73

T (66)

Jameson Taillon.....	2021-22
Fred Talbot.....	1966-69
Vito Tamulis*.....	1934-35
Masahiro Tanaka.....	2014-20
Frank Tanana.....	1993
Jesse Tannehill*.....	1903
Tony Tarasco.....	1999
Stephen Tarpley.....	2018-19
Danny Tartabull.....	1992-95
Mike Tauchman.....	2019-21
Wade Taylor.....	1991
Zack Taylor*.....	1934
Mark Teixeira.....	2009-16
Frank Tepedino.....	1967, 69-72
Walt Terrell.....	1989
Ralph Terry*.....	1956-57, 59-64
Jay Tessmer.....	1998-2000, 02
Dick Tettelbach*.....	1955
Bob Tewksbury.....	1986-87
Marcus Thames.....	2002, 10
Ira Thomas*.....	1906-07
Justin Thomas.....	2012
Lee Thomas*.....	1961
Myles Thomas*.....	1926-29
Stan Thomas.....	1977
Gary Thomasson.....	1978
Homer Thompson*.....	1912
Kevin Thompson.....	2006-07
Ryan Thompson.....	2000
Tommy Thompson*.....	1912
Jack Thoney*.....	1904
Hank Thormahlen*.....	1917-20
Matt Thornton.....	2014
Marv Throneberry*.....	1955, 58-59
Mike Thurman.....	2002
Luis Tiant.....	1979-80
Dick Tidrow*.....	1974-79
Bobby Tiefenauer*.....	1965
Eddie Tiemeyer*.....	1909
Ray Tift*.....	1907
Bob Tillman*.....	1967
Thad Tillotson*.....	1967-68
Dan Tipple*.....	1915
Wayne Tolleson.....	1986-90
Brett Tomko.....	2009
Earl Torgerson*.....	1961
Gleyber Torres.....	2018-23
Rusty Torres.....	1971-72
Ronald Torreyes.....	2016-18
Mike Torrez.....	1977
Cesar Tovar*.....	1976
Josh Towers.....	2009
Billy Traber.....	2008
Matt Tracy.....	2015
Bubba Trammell.....	2003
Tom Tresh*.....	1961-69
Jose Trevisano.....	2022-23
Gus Triandos*.....	1953-54
Lou Trivino.....	2022
Steve Trout.....	1987
Virgil Trucks*.....	1958
Frank Truesdale*.....	1914
Froy Tulowitzki.....	2019
Bob Turley*.....	1955-62
Chris Turner.....	2000
Jim Turner*.....	1942-45



U (5)

George Uhle*	1933-34
Tom Underwood*	1980-81
Bob Unglaub*	1904
Cecil Urshaw*	1974
Gio Orshela	2019-21

V (26)

Raul Valdes	2011
Breyvic Valera	2019
Elmer Valo*	1960
Russ Van Atta*	1933-35
Dazzy Vance*	1915, '18
Joe Vance*	1937-38
John Vander Wal	2002
Bobby Vaughn*	1909
Hippo Vaughn*	1908, '10-12
Randy Vasquez	2023
Javier Vazquez	2004, '10
Bobby Veach*	1925
Randy Velarde	1987-1995, 2001
Andrew Velazquez	2021
Otto Velez	1973-76
Mike Vento	2005
Robin Ventura	2002-03
Jose Veras	2006-09
Joe Verbanic	1967-68, '70
Frank Verdi*	1953
Sammy Vick*	1917-20
Ron Vilone	2006-07
Jose Vizcaino	2000
Luis Vizcaino	2007
Luke Voit	2018-21
Anthony Volpe	2023

W (113)

Cory Wade	2011-12
Jake Wade*	1946
Tyler Wade	2017-21
Dick Wakefield*	1950
Jim Walewander	1990
Curt Walker*	1919
Dieix Walker*	1931, '33-36
Neil Walker	2018
Mike Wallace	1974-75
Jimmy Walsh*	1914
Joe Walsh*	1910-11
Roxy Walters*	1915-18
Danny Walton*	1971
Paul Waner*	1944-45
Chien-Ming Wang	2005-09
Jack Wannner*	1909
Pee Wee Wanninger*	1925
Aaron Ward*	1917-26
Gary Ward	1987-89
Joe Ward*	1909
Pete Ward*	1970
Jack Warhop*	1908-15
Adam Warren	2011, '13-18
George Washburn*	1941
Claudell Washington*	1986-88, '90
Gary Waslewski	1970-71
Allen Watson	1999-2000
Bob Watson*	1980-82
Roy Weatherly*	1943, '46
David Weathers	1996-97
Jeff Weaver	2002-03
Jim Weaver*	1931
Luke Weaver	2023
Tyler Webb	2017
Ryan Weber	2022-23
Dave Wehrmeister*	1981
Lefty Weinert*	1931
Greg Weissert	2022-23
Austin Wells	2023
David Wells	1997-98, '02-03
Ed Wells*	1929-32
Vernon Wells	2013
Butch Wensloff*	1943, '47
Julie Wera*	1927, '29
Billy Werber*	1930, '33
Dennis Werth	1979-81
Jake Westbrook	2000
John Wetteland	1995-96
Stefan Wever*	1982
Zelous Wheeler	2014
Kevin Whelan	2011
Steve Whitaker	1966-68
Gabe White	2003-04

Rondell White	2002
Roy White	1965-79
Wally Whitehurst	1996
George Whiteman*	1913
Mark Whiten	1997
Terry Whitfield	1974-76
Chase Whitley	2014-15
Ed Whitson	1985-86
Kemp Wicker*	1936-38
Al Wickland*	1919
Bob Wickman	1992-96
Chris Widger	2002
Bob Wiesler*	1951, '54-55
Bill Wright*	1946-47
Ted Wilborn	1980
Ed Wilkinson*	1911
Bernie Williams	1991-2006
Bob Williams*	1911-13
Gerald Williams*	1992-96, 2001-02
Harry Williams*	1913-14
Jimmy Williams*	1903-07
Mason Williams	2015-17
Stan Williams*	1963-64
Todd Williams	2001
Walt Williams*	1974-75
Archie Wilson*	1951-52
Enrique Wilson	2001-04
George Wilson*	1956
Craig Wilson	2006
Justin Wilson	2015, '21
Kris Wilson	2006
Pete Wilson*	1908-09
Snake Witse*	1903
Gordie Windhorn*	1959
Dave Winfield	1981-90
Randy Winn	2010
Dewayne Wise	2012
Jay Witasick	2001
Mickey Witek*	1949
Mike Witt	1990-91, '93
Whitey Witt*	1922-25
Mark Wohlers	2001
Asher Wojciechowski	2021
Wilbert "Barney" Wolfe*	1903-04
Harry Wolter*	1910-13
Harry Wolverton*	1912
Dooley Womack	1966-68
Tony Womack	2005
Kerry Wood	2010
Gene Woodling*	1949-54
Ron Woods	1969-71
Dick Woodson	1974
Hank Workman*	1950
Chase Wright	2007
Jaret Wright	2005-06
Ken Wright*	1974
Yats Wuestling*	1930
John Wyatt*	1968
Butch Wynegar	1982-86
Jimmy Wynn*	1977

X (0)

Y (10)

Miguel Yajure	2020
Ed Yarnall	1999-2000
Kirby Yates	2016
Joe Yeager*	1905-06
Jim York	1976
Kevin Youkilis	2013
Chris Young	2014-15
Curt Young	1992
Eric Young Jr.	2016
Ralph Young*	1913

Z (9)

Tom Zachary*	1928-30
Mike Zagurski	2013
Jack Zalusky*	1903
George Zeber	1977-78
Rollie Zeider*	1913
Todd Zeile	2003
Guy Zinn*	1911-12
Bill Zuber*	1943-46
Paul Zuvella	1986-87

Yankees Serving Their Country

The following Yankees lost Major League service time for military service in World War II, the Korean War or Vietnam.



Phil Rizzuto is one of 41 Yankees that lost Major League service time between 1941 and 1968.

Rick Beck	1967
Norm Branch	1943-45
Bobby Brown	1952-54
Tommy Byrne	1944-45
Tommy Carroll	1958
Spud Chandler	1944-45
Jerry Coleman	1952-53
Bill Dickey	1944-45
Joe DiMaggio	1943-45
Frank Fernandez	1967
Whitey Ford	1951-52
Joe Gordon	1944-45
Randy Gumpert	1943-45
Buddy Hasset	1943-45
Mike Hegan	1967
Rollie Hemsley	1945
Tommy Henrich	1943-45
Billy Johnson	1944-46
Jerry Kenney	1968
Tony Kubek	1962
Al Lyons	1945
Hank Majeski	1943-45
Billy Martin	1954-55
Tom Morgan	1952-53
Ross Moschitto	1966
Bobby Murcer	1967-68
Steve Peck	1942-45

Mel Queen	1945-46
Phil Rizzuto	1943-45
Aaron Robinson	1944
Red Ruffing	1943-44
Marius Russo	1944-45
Ken Sears	1944-45
George Selkirk	1943-45
Gene Silvestri	1942-45
Charley Stanceu	1943-44
Johnny Sturm	1942-45
Jake Wade	1945
Roy Weatherly	1944-45
Bob Wiesler*	1951-52
Butch Wensloff	1943-46

World War I Service

According to Marty Appel's book *Pinstripe Empire*, the following Yankees went into the armed forces in WWI: Walter Bernhardt, Neil Brady, Alex Ferguson, Ray Fisher, Frank Kane, Bill Lamar, Bob McGraw, Ed Monroe, Wally Pipp, Muddy Ruel, Bob Shawkey, Walt Smallwood, Sammy Vick and Aaron Ward.

Future Yankees who served in WWI included Carl Mays, Mike McNally, Herb Pennock, Urban Shocker, Ernie Shore and Casey Stengel. Former Yankees Les Nunamaker and Fritz Maisel also served in the "Great War."

Additional research shows that Tom Burr, a Chicago native who attended Choate Prep in Connecticut and Williams College, is the only Yankee to have been killed in military service. He was a defensive replacement for the Yankees in one game on April 21, 1914 vs. Washington in his only Major League appearance. He was killed in an air training accident on Oct. 12, 1918, in Cazaux, France at age 24.



Managers Roster

Through the 2023 season, there have been 33 managers in franchise history. (* = Deceased)

Yogi Berra* (Note below)	1964, 84-85
Aaron Boone	2018-23
Frank Chance*	1913-14
Hal Chase*	1910-11
Bucky Dent	1989-90
Bill Dickey*	1946
Wild Bill Donovan*	1915-17
Norman "Kid" Elberfeld*	1908
Art Fletcher*	1929
Joe Girardi	2008-17
Dallas Green*	1989
Clark Griffith*	1903-08
Bucky Harris*	1947-48
Ralph Houk*	1961-63, '66-73
Dick Howser*	1980
Miller Huggins*	1918-29
Johnny Keane*	1965-66
Clyde King*	1982
Bob Lemon* (Note below), 1978-79, 81-82	
Billy Martin*	1975-78, '79, '83, '85, '88
Joe McCarthy*	1931-46
Stump Merrill	1990-91
Gene Michael*	1981, '82
Johnny Neun*	1946
Roger Peckinpaugh*	1914
Lou Piniella	1986-87, '88
Bob Shawkey*	1930
Buck Showalter	1992-95
George Stallings*	1909-10
Casey Stengel*	1949-60
Joe Torre	1996-2007
Bill Virdon*	1974-75
Harry Wolvertorn*	1912

A Note: Berra (1972) & Lemon (1976) are the only Yankees managers to take the post after already being elected to the Hall of Fame.

OLDEST LIVING YANKEES

As of February 1, 2024, available records indicate that the oldest living former Yankees players are:

Player	Date of Birth
Art Schallcock	4/25/1924
Bobby Shantz	9/26/1925
Billy Hunter	6/4/1928
Zach Monroe	7/8/1931
Fred Kipp	10/11/1931
Gary Blaylock	10/11/1931
Bud Daley	10/7/1932
Johnny James	7/23/1933
Rocky Colavito	8/10/1933
Pedro Ramos	4/28/1935
Felipe Alou	5/12/1935
Bobby Richardson	8/19/1935
Tony Kubek	10/12/1935

Coaches Roster

Available records indicate that 136 individuals have served on the Yankees' coaching staff at the Major League level. (* = Deceased)

Neil Allen	2005	Joe Girardi	2005	Paddy O'Connor*	1918-19
Joe Altobelli*	1981-82, 1986	Jimmy Gleeson*	1964	Charley O'Leary*	1920-30
Loren Babe*	1967	Ron Guidry	2006-07	Tony Peña	2006-17
Josh Bard	2018-19	Randy Gumpert*	1957	Jeff Pentland	2015
Vern Benson*	1965-66	Mike Harkey	2008-13, '16-23	Joe Pepitone*	1982
Yogi Berra*	1963, '76-83	Jim Hegan*	1960-73, '79-80	Cy Perkins*	1932-33
Matt Blake	2020-23	Tommy Henrich*	1951	P.J. Pilittere	2018-21
Larry Bowa	2006-07	Marc Hill	1991	Lou Piniella	1984-85
Clete Boyer*	1988, '92-94	Doug Holmquist*	1984-85	Willie Randolph	1994-2004
Cloyd Boyer*	1975, '1977	Willie Horton	1985	Luis Rojas	2022-23
Jason Brown	2018-19	Ralph Houk*	1953-54, '58-60	Red Rolfe*	1946
Jimmy Burke*	1931-33	Elston Howard*	1969-79	Frank Roth*	1921-22
Brian Butterfield	1994-95	Frank Howard*	1989, '91-93	Larry Rothschild	2011-19
Jose Cardenal	1996-99	Dick Howser*	1969-78	Johnny Sain*	1961-63
Sean Casey	2023	Mick Kelleher	2009-14	Germany Schaefer*	1916
Chris Chambliss	1988, '96-2000	Charlie Keller*	1957, 1959	Paul Schreiber*	1942, 45
Travis Chapman	2022-23	Joe Kerrigan	2006-07	John Schulte*	1934-48
Tony Cloninger*	1992-2001	Clyde King*	1978, '81-82, '88	Joe Sewell*	1934-35
Alan Cockrell	2015-17	Charlie Lau*	1979-81	Bob Shawkey*	1929
Earle Combs*	1936-44	Dillon Lawson	2022-23	Glenn Sherlock	1995
Mark Connor	1984-85, 86-87, 90-93	Bob Lemon*	1976	Buck Showalter	1990-91
Billy Connors*	1989-90, '94-95, 2000	Dale Long*	1963	Luis Sojo	2004-05
Nardi Contreras	1995	Kevin Long	2007-14	Joe Sparks	1990
Pat Corrales*	1989	Eddie Lopat*	1960	John Stearns*	1989
John Corriden*	1947-48	Mickey Mantle*	1970	Mel Stottlemyre*	1996-2005
Bobby Cox	1977	Harry Mathews*	1929	Champ Summers*	1989-90
Frank Crossetti*	1946-68	Don Mattingly	2004-07	Tanner Swanson	2020-23
Tom Daly*	1914	Lee Mazzilli	2000-03, '06	Marcus Thames	2016-21
Ellis "Cot" Deal*	1965	Jerry McNertney	1984	Rob Thomson	2008-17
Gary Denbo	2001	Bobby Meacham	2008	Jeff Torborg	1979-88
Bill Dickey*	1949-57, '60	Carlos Mendoza	2018-23	Earl Torgerson	1961
Rick Down*	1993-95, 2002-03	Fred Merkle	1925-26	Gary Tuck	1997-99, 2003-04, '14-15
Chuck Dressen*	1947-48	Stump Merrill	1985, '87	Jim Turner*	1949-59, '66-73
Desi Druschel	2022-23	Hensley Meulens	2022	Mickey Vernon*	1982
Casey Dykes	2022-23	Russ "Monk" Meyer*	1992	Jerry Walker	1981-82
Dave Eiland	2008-10	Gene Michael*	1976, '78, '84-86, '88-89	Lee Walls	1983
Lee Elia	1989	George Mitterwald	1988	Jay Ward*	1987
Sammy Ellis*	1982-84, '86	Bill Monbouquette*	1985-96	Roy White	1983-84, '86, 2004-05
Joe Espada	2015-17	Rich Monteleone	2002-04	Brad Wilkerson	2023
Darrell Evans	1990	Tom Morgan*	1979	Stan Williams*	1980-82, '87-88
Duke Farrell*	1909, '11, '15-17	Wally Moses*	1961-62, '66	Reggie Willits	2018-21
Mike Ferraro	1979-82, 87-91	Ed Napolean*	1992-93	George Willste*	1925
Art Fletcher*	1927-45	Graig Nettles	1991	Mel Wright*	1974-75
Whitey Ford*	1964, '68, '74-75	Johnny Neun*	1944-46	Don Zimmer*	1983, '86, '96-03
Art Fowler*	1977-79, '83, '88	Phil Nevin	2018-2021		
Charlie Fox*	1989	Tom Nieto	2000-02		

PASSINGS SINCE LAST PUBLICATION

NY Yankees PLAYERS & COACHES

Pat Corrales	Frank Howard
Casey Cox	John Miller
George Frazier	Joe Pepitone
Billy Gardner	Lou Skizas
Rob Gardner	Dave Wehrmeister
Roger Hambricht	
Don Hood	

EXECUTIVES, FAMILY & FRIENDS


Lois "Lolly" Cibelli
Joan Ford
Arlene Howard
Grauntley Kirby
Tim McCarver
Jake Ryan

Yankees Captains

The function of a team captain in baseball has changed over time. Early 20th century baseball rules required teams to designate an active, uniformed player as captain to do many things a modern-day manager typically would take care of, such as changing pitchers, positioning fielders and arguing with umpires. Non-playing managers at that time were limited to directing players from within the confines of the dugout. By the mid-1910s, however, managers assumed the modern responsibilities they have today, and the designation of captain became largely ceremonial. (Please note that extensive research efforts have not uncovered if the Yankees had a captain in 1912. Additionally, Everett Scott filled the role of captain during the 1922 and 1923 World Series).

1. Clark Griffith	1903-05	11. Graig Nettles	1/29/1982-3/30/1984
2. Norman "Kid" Elberfeld	1906-08	12. Willie Randolph	3/4/1986-10/2/1988
3. Willie Keeler	1909	13. Ron Guidry	3/4/1986-7/12/1989
4. Hal Chase	1910-11	14. Don Mattingly	2/28/1991-1995
5. Frank Chance	start 1913 - midseason	15. Derek Jeter	6/3/2003-2014
6. Rollie Zeider	midseason 1913 - end of season	16. AARON JUDGE	12/21/2022-PRESENT
7. Roger Peckinpaugh	1914-21		
8. Babe Ruth	3/13/1922-5/25/1922*		
9. Lou Gehrig	4/12/1935-1939		
10. Thurman Munson	4/17/1976-8/2/1979		

*Did not play in the team's first 33 games of the season. Was an active captain for just six total games from 5/20-25/1922.



Roger Peckinpaugh, who also managed the club in 1914, was the second-longest serving captain in team history.



All-Time Numerical Roster

In 1929, the New York Yankees and Cleveland Indians became the first teams to make numbers a permanent part of the uniform. Other teams quickly adopted the idea and, by 1932, uniform numbers became standard for all teams. The Yankees' initial distribution of numbers was made according to the player's spot in the batting order. Therefore, in 1929, leadoff hitter Earle Combs wore No. 1; Mark Koenig No. 2; Babe Ruth No. 3; Lou Gehrig No. 4; Bob Meusel No. 5; Tony Lazzeri No. 6; Leo Durocher No. 7; Johnny Grabowski No. 8; Benny Bengough No. 9; and Bill Dickey No. 10 (Grabowski, Bengough and Dickey shared catching duties). After some exhaustive research, the Yankees' Media Relations staff compiled the following list of Yankees uniform numbers.

The list represents uniform numbers worn by coaches (c), managers (m) and players who officially appeared in a regular season game. **Yankees retired numbers are denoted in boldface text.**

0
Adam Ottavino 2019-20
Domingo Germán 2023

1
Earle Combs 1929-35
George Selkirk 1934
Roy Johnson 1936
Frank Crosetti 1937-44
Tuck Stainback 1944
Snuffy Stirnweiss 1945-50
Billy Martin **1951-57**
Bobby Richardson 1958-66
Bobby Murcer 1969-74
Billy Martin (m) **1975-79,**
'83, '85, '88

2
Mark Koenig 1929-30
Yats Wuestling 1930
Joe Sewell 1931
Lyn Lary 1931-34
Red Rofe 1934-42
Snuffy Stirnweiss 1943-44
Frank Crosetti 1945-46
Frank Crosetti (c) 1947-68
Jerry Kenney 1969-72
Matty Alou 1973
Sandy Alomar 1974-76
Paul Blair 1977-79
Darryl Jones 1979
Bobby Murcer 1979-83
Tim Foli 1984
Dale Berra 1985-86
Wayne Tolleson 1986-90
Graig Nettles (c) 1991
Mike Gallego 1992-94
Derek Jeter **1995-2014**



Derek Jeter wore No. 2.

3
Babe Ruth **1929-34**
George Selkirk 1935-42
Bud Metheny 1943-46
Eddie Bockman 1946

Roy Weatherly 1946
Allie Clark 1947
Frank Colman 1947
Cliff Mapes 1948

4
Lou Gehrig **1929-39**

5
Bob Meusel 1929
Tony Lazzeri 1930-31
Frank Crosetti 1932-36
Nolen Richardson 1935
Joe DiMaggio **1937-42, '46-51**
Nick Etten 1943-45

6
Tony Lazzeri 1929, 1934-37
Dusty Cooke 1930-31
Ben Chapman 1932-33
Joe Gordon 1938-43, '46
Don Savage 1944-45
Bobby Brown 1947-52
Mickey Mantle 1951
Andy Carey 1952-60
Deron Johnson 1961
Clete Boyer 1961-66
Charlie Smith 1967-68
Roy White 1969-79
Ken Griffey, Sr. 1982
Roy White (c) 1983-84, '86
Mike Pagliarulo 1985
Rick Cerone 1987
Jack Clark 1988
Clete Boyer (c) ... 1988, 1992-94
Steve Sax 1989-91
Tony Fernandez 1995
Joe Torre (m) **1996-2007**

7
Leo Durocher 1929
Ben Chapman 1930-31, '34-36
Jack Saltzgaver 1932
Tony Lazzeri 1933
Jake Powell 1936-38
Tommy Henrich 1939-42
Mike Chartak 1940
Roy Cullenbine 1942
Billy Johnson 1943
Oscar Grimes 1944-46
Bobby Brown 1946
Chuck Dressen (c) 1947-48
Cliff Mapes 1949-51
Bob Cerv 1951
Mickey Mantle **1951-68**
Mickey Mantle (c) **1970**

8
Johnny Grabowski 1929
Bill Dickey **1930-43**
Johnny Lindell 1944-45
Aaron Robinson 1945, '47
Frank Colman 1946
Bill Dickey (m) **1946**
Yogi Berra **1948-63**



Yogi Berra (No. 8) congratulates Roger Maris on hitting his 61st home run on Oct. 1, 1961.

Yogi Berra (c) **1963, '76-83**
Yogi Berra (m) **1964, '84-85**

9
Benny Bengough 1929
Bubbles Hargrave 1930
Cy Perkins 1931
Art Jorgens 1932-35
Joe Glenn 1933
Joe DiMaggio 1936
Myril Hoag 1937-38
Charlie Keller 1939-43, '45, '49
Ed Levy 1944
Tuck Stainback 1944
Hersh Martin 1944-45
Nick Etten 1946
George McQuinn 1947-48
Dick Wakefield 1950
Hank Workman 1950
Jim Brideweser 1951
Bobby Brown 1951
Hank Bauer 1952-59
Roger Maris **1960-66**
Steve Whitaker 1968
Dick Simpson 1969
Ron Woods 1969-71
Graig Nettles 1973-82

10
Bill Dickey 1929
Benny Bengough 1930
Art Jorgens 1931
Tony Rensa 1933
George Pipgras 1932-33
Don Heffner 1934-37
Bill Knickerbocker 1938-40
Phil Rizzuto **1941-42, '46-56**
Roy Weatherly 1943
Mike Garbark 1944-45
Tony Kubek 1958-65
Dick Howser 1967-68
Frank Fernandez 1969
Danny Cater 1970-71
Celerino Sanchez 1972-73
Chris Chambliss 1974-79
Rick Cerone 1980-84

11
Herb Pennock 1929
Owne Carroll 1930
Waite Hoyt 1930
Lefty Gomez 1932-42
Tommy Byrne 1943
Bob Collins 1944
Joe Page 1945-50
Johnny Sain 1951-55
Jerry Lumpe 1956-59
Hector Lopez 1959-66
Bill Robinson 1967-69
Danny Walton 1971
Bernie Allen 1972-73
Fred Stanley 1973-80
Sandy Alomar 1974
Gene Michael (m) 1981-82

Jeff Torborg (c) 1983
Toby Harrah 1984
Billy Sample 1985
Gary Roenicke 1986
Lenn Sakata 1987
Don Slaught 1988-89
Rick Cerone 1990
Buck Showalter (c) 1991
Buck Showalter (m) 1992-95
Dwight Gooden 1996-97
Chuck Knoblauch 1998-2001
Chris Widger 2002
Eric Almonte 2003
David Dellucci 2003
Curtis Priddy 2003
Gary Sheffield 2004-06
Doug Mientkiewicz 2007
Morgan Ensberg 2008-21
Brett Gardner 2008-21
Anthony Volpe 2023

12
Waite Hoyt 1929
George Pipgras 1930-31
Herb Pennock 1932-33
Jack Saltzgaver 1934-37
Babe Dahlgren 1938-40
Buddy Rosar 1941-42
Oscar Milosevic 1943
Mike Milosevic 1944
Joe Buzas 1945
Charlie Keller 1945-49
Ralph Buxton 1949
Billy Martin 1950
Gil McDougald 1951-60
Billy Gardner 1961-62
Mike Hegan 1964
Phil Linz 1965
Ruben Amaro, Sr. 1966-68
Billy Cowan 1969
Ron Blomberg 1969, 71-77
Jim Spencer 1978-81
Dave Revering 1981-82
Roy Smalley 1983-84
Ron Hassey 1985-86
Joel Skinner 1986-88
Tom Brookens 1989
Alvaro Espinoza 1990
Jim Leyritz 1990-92, 99
Torey Lovullo 1991
Carlos Rodriguez 1991
Wade Boggs 1993-97
Roger Clemens 1999
Denny Neagle 2000
Clay Bellinger 2001
Alfonso Soriano 2002-03, 13-14
Kenly Lofton 2004
Tony Womack 2005
Andy Phillips 2006-07
Kevin Thompson 2007
Alberto Gonzalez 2008
Ivan Rodriguez 2008
Cody Ransom 2009
Josh Towers 2009





Thurman Munson's No. 15 was retired in 1979.

Eduardo Nunez	2010
Eric Chavez	2011-12
Vernon Wells	2013
Chase Headley	2014-17
Tyler Wade	2018
Troy Tulowitzki	2019
Rougno Odor	2021
Isiah Kiner-Falefa	2022-23

13

Cliff Mapes	1948
Curt Blefary	1970-71
Walt Williams	1974-75
Bobby Brown	1980-81
Keith Smith	1985
Mike Pagliarulo	1986-89
Mike Blowers	1989
Alvaro Espinoza	1990
Torey Lovullo	1991
Gerald Williams	1992
Jim Leyritz	1993-96, 99-2000
Charlie Hayes	1997
Willie Banks	1998
Mike Figgia	1998-99
Jeff Manto	1999
Jose Vizcaino	2000
Michael Coleman	2001
Lee Mazzilli (c)	2002
Antonio Osuna	2003
Alex Rodriguez	2004-13, 15-16
Joey Gallo	2021-22

14

George Pipgras	1929
Hank Johnson	1930-31
Ed Wells	1932
Russ Van Atta	1933-35
Bump Hadley	1936-40
Jerry Priddy	1941-42
Butch Wensloff	1943
Monk Dubiel	1944-45
Cuddles Marshall	1946
Rugger Ardizzone	1947
Ted Sepkowsky	1947
Lonny Frey	1947-48
Gene Woodling	1949-54
Bill "Moose" Skowron	1955-62
Harry Bright	1963-64
Pedro Ramos	1964-66
Jerry Kenney	1967
Bobby Cox	1968-69
Ron Soboboda	1971-73
Lou Piniella	1974-84
Lou Piniella (c)	1984-85
Lou Piniella (m)	1986-88
Mike Blowers	1991
Pat Kelly	1991-97

Hideki Iribu	1998-99
Wilson Delgado	2000
Luis Sojo	2000
Joe Oliver	2001
Enrique Wilson	2001-04
Robinson Cano	2005
Russ Johnson	2005
Andy Phillips	2005
Miguel Cairo	2006
Kevin Thompson	2007
Matt DeSalvo	2007
Wilson Betemit	2007-08
Angel Berroa	2009
Eric Hinske	2009
Curtis Granderson	2010-13
Brian Roberts	2014
Martin Prado	2014
Stephen Drew	2015
Starlin Castro	2016-17
Neil Walker	2018
Tyler Wade	2019-21
Marwin Gonzalez	2022

15


Hank Johnson	1929
Art Jorgens	1929
Roy Sheridan	1930-31
Red Ruffing	1932-42, '46
Hank Boroway	1943-45
Tommy Henrich	1946-50
Tommy Henrich (c)	1951
Archie Wilson	1952
Joe Collins	1953-57
Jim Pisoni	1959-60
Jack Reed	1961
Tom Tresh	1961-69
Thurman Munson ...	1969-79

16

Tom Zachary	1929-30
Herb Pennock	1930-31
Gordon Rhodes	1932
Wilcy Moore	1932-33
Jimmie DeShong	1934-35
Monte Pearson	1936-40
Johnny Lindell	1941
Tuck Stainback	1942-43
Joe Page	1944
Mel Queen	1944
Herb Crompton	1945
Bill Bevens	1946-47
Ernie Nevel	1950
Whitey Ford	1953-67
Whitey Ford (c)	1964, '68,
74-75	

17

Fred Heimach	1929
Ed Wells	1930-31
Hank Johnson	1932
Danny MacFayden	1932-34
Jumbo Brown	1935-36
Tommy Henrich	1938-39
Jake Powell	1939-40
Buster Mills	1940
Charley Stanceu	1941
Ed Levy	1942
Bill Zuber	1943-46
Mel Queen	1946-47
Vic Raschi	1947-53
Enos Slaughter	1954-59
Bobby Richardson	1955-56
Elmer Valo	1960
Bob Cerv	1960-62
Lee Thomas	1961
Bobby Murcer	1965-66
Tom Shopay	1967
Gene Michael	1968-74
Mickey Rivers	1976-79
Oscar Gamble	1979-84



Oscar Gamble wore No. 17 from 1979-84.

Victor Mata	1985
Mike Easler	1986-87
Paul Zuvella	1987
Rafael Santana	1988
Bucky Dent (m)	1989
Claudell Washington	1990
Scott Lusader	1991
Pat Sheridan	1991
Andy Stanekiewicz	1992
Spike Owen	1993
Luis Polonia	1994-95
Ruben Rivera	1995
Kenny Rogers	1996-97
Dale Sveum	1998
Ricky Ledee	1999-2000
Dwight Gooden	2000
Darren Bragg	2001
Gerald Williams	2001-02
Alex Arias	2002
John Flaherty	2003-05
Nick Green	2006
Chris Basak	2007
Jeff Karstens	2007
Shelley Duncan	2007-08
Justin Christian	2008
Steven Jackson	2009
Kevin Cash	2009
Jerry Hairston, Jr.	2009
Chad Moeller	2010
Lance Berkman	2010
Francisco Cervelli	2011
Jaysyn Nix	2012-13
Brendan Ryan	2014-15
Ronald Torreyes	2016
Matt Holliday	2017
Aaron Boone (m)	2018-23

18

Wilcy Moore	1929
Bill Werber	1930
Lou McEvoy	1930

Tom Zachary	1930
Red Ruffing	1931
Johnny Allen	1932-35
Art Jorgens	1936-39
Steve Peek	1941
Johnny Lindell	1942-43
Johnny Johnson	1944
Tuck Stainback	1945
Randy Gumpert	1946-48
Bob Porterfield	1948-50
Jack Kramer	1951
Bob Muncrief	1951
Jim McDonald	1952-54
Don Larsen	1955-59
Eli Grba	1960
Fred Kipp	1960
Hal Reniff	1961-67
Steve Barber	1967-68
Mike Kekich	1969-73
Dave Pagan	1973
Mike Hegan	1973-74
Larry Murray	1974
Dave Bergman	1975
Tippy Martinez	1976
Elrod Hendricks	1976-77
Dennis Sherrill	1978
Larry Doyle	1979-80
Brian Milbourne	1981-82
Mike Patterson	1982
Rodney Scott	1982
Andre Robertson	1982-85
Claudell Washington	1986-88
Jamie Quirk	1989
Deion Sanders	1989
Randy Velarde	1989-95
Mariano Duncan	1996-97
Andy Fox	1997
Mike Stanley	1997
Scott Brosius	1998-2001
Marcus Thames	2002
Jeff Weaver	2002-03
Homer Bush	2004
John Olerud	2004
Bubba Crosby	2005
Andy Phillips	2005
Johnny Damon	2006-09
Chad Moeller	2010
Andrew Jones	2011
Hiroki Kuroda	2012-14
Didi Gregorius	2015-19
Rougno Odor	2021
Andrew Benintendi	2022

19

Ed Wells	1929
Harry Rice	1930
Gordon Rhodes	1930-31
Lefly Weinert	1931
Jumbo Brown	1932-33
Johnny Murphy	1934-41, 43, '46
Hersh Martin	1944
Larry Rosenthal	1944
Ken Holcombe	1945
Karl Drews	1947-48
Dick Starr	1948
Cuddles Marshall	1949
Whitey Ford	1950
Bob Porterfield	1951
Spec Shea	1951
Ray Scarborough	1953
Harry Byrd	1954
Bob Turley	1955-62
Stan Williams	1963-64
Bob Friend	1966
Fritz Peterson	1967-74
Dick Tidrow	1974-79
Rick Anderson	1979
Brad Gulden	1980
Dave Righetti	1981-90
Dion James	1992-93
Kevin Elster	1994
Bobby Ojeda	1994
Jack McDowell	1995
Luis Sojo	1996-2001
Luis Polonia	2000



Roberto Kelly2000
Robin Ventura2002-03
Aaron Boone2003
Al Leiter2005
Bubba Crosby2004-06
Chris Basak2007
Kevin Thompson2007
Tyler Clippard2007
Chad Moeller2008
Ramiro Pena2009-11
Chris Stewart2012-13
Masahiro Tanaka2014-20

20

Myles Thomas1929
Julie Wera1929
Lefty Gomez1931
Charlie Devens1932-33
Johnny Murphy1932
Don Brennan1933
Burleigh Grimes1934
Floyd Newkirk1934
Harry Smythe1934
Johnny Broaca1935-37
Kemp Wicker1937-38
Oral Hildebrand1939-40
Ernie "Tiny" Bonham1940-46
Spec Shea1947-49, '51
Art Schallcock1951-52
Willy Miranda1953-54
Billy Hunter1955-56
Mark Thronberry1958-59
Joe DeMaestri1960-61
Bill Kunkel1963
Horace Clarke1965-74
Ed Brinkman1975
Eddie Lein1975
Mickey Klutts1976
Bucky Dent1977-82
Edwin Rodriguez1982
Rowland Office1983
Bobby Meacham1983-88
Keith Smith1984
Alvaro Espinoza1989-91
Bucky Dent (m)1990
Mike Stanley1992-95, '97
Mike Aldrete1996
Robert Enshoorn1996
Jorge Posada 1997-2011

21

George Burns1929
Gordon Rhodes1929, '31
Red Ruffing1930
Joe Sewell1932-33
John Schultze (c)1934
Pat Malone1935-37
Spud Chandler1938-44, '46, '47



Spud Chandler wore No. 21 from 1938-44 and '46-47.

Johnny Cooney1944
Bill Bevens1944-45
Cuddles Marshall1948
Fred Sanford1949-50
Bob Kuzava1951-54
Jim Konstanty1954-56
Sonny Dixon1956
Ralph Terry1956-57
Sal Maglie1957-58
Virgil Trucks1958
Tex Clevenger1962
Johnny Keane (m)1965-66
Roy White1968
Jim Lyttle1969
Nate Oliver1969
Frank Tepedino1970-71
Rusty Torres1971-72
Bill Virdon (m)1974-75
Cloyd Boyer (c)1975, '77
Bob Lemon (c)1976
Jay Johnstone1978
Bob Lemon (m)1978-79, '81-82
Eric Soderholm1980
Steve Kemp1983-84
Dan Pasqua1985-87
Jose Cruz1988
Ken Phelps1988-89
Hal Morris1989
Mike Blowers1990
Kevin Maas1990
Deion Sanders1990
Scott Sanderson1991-92
Paul O'Neill 1993-2001
LaTroy Hawkins2008

22

Gene Robertson1929
Lefty Gomez1930
Ivy Andrews1931
Doc Farrell1932-33
Vito Tamulis1934-35
Bob Seeds1936
Tommy Henrich1937
Roy Johnson1937
Joe Beggs1938
Mel Queen1942
Marius Russo1939-43
Russerry1944
Bill Drescher1944
Paul Waner1945
Red Ruffing1945-46
Allie Reynolds1947-54
Mickey McDermott1956
Darrell Johnson1958
Gary Blaylock1959
Jim Bronstad1959
Billy Short1960
Bill Stafford1960-65
Fred Talbot1966-69
Jack Aker1969-72
Ron Klimkowski1972
Hal Lanier1973
Jim Mason1974-76
Gil Patterson1977
Bobby Brown1979
Ruppert Jones1980
Jerry Mumphy1981-83
Omar Moreno1983-85
Mike Fischlin1986
Gary Ward1987-89
Hal Morris1989
Luis Polonia1989-90
Mike Witt1990
Stump Merrill (m)1991
Scott Kamieniecki1992
Jimmy Key1993-96
Jorge Posada1997
Mark Whiten1997
Homer Bush1998
Tony Tarasco1999
Roger Clemens1999-2003, '07
Jon Lieber2004
Robinson Cano2005-06
LaTroy Hawkins2008
Xavier Nady2008-09

Randy Winn2010
Chad Huffman2010
Colin Curtis2010
Brian Gordon2011
Aaron Laffey2011
Greg Golsen2011
Andruw Jones2012
Brennan Boesch2013
Thomas Neal2013
Travis Ishikawa2013
Vernon Wells2013
Jacoby Ellsbury2014-17
Jordy Mercer2020
Greg Allen2021
Harrison Bader2022-23

23

Tony Lazzari1932
Dick Kryhoski1949
Fenton Mole1949
Archie Wilson1951
Bill Miller1952-54
Tommy Byrne1954-57
Murry Dickson1958
Ralph Terry1959-64
Rich Beck1965
Jim Brenneman1965
Billy Bryan1966-67
Bob Tillman1967
Ellie Rodriguez1968
Don Nottebart1969
John Ellis1969-72
Jerry Moses1973
Alex Johnson1974-75
Oscar Gamble1976
Damaso Garcia1978
Luis Tiant1979-80
Barry Foote1981-82
Don Zimmer (c)1983
Don Mattingly 1984-95
Don Mattingly (c) 2004-07

24

Lyn Lary1929-30
Jim Weaver1931
Sammy Byrd1932
Billy Werber1933
Charlie Devens1934
Steve Sundra1936
Ivy Andrews1937-38
Marv Breuer1939-43
Al Lyons1944
Paul Waner1944
Steve Roser1945
Billy Johnson1946-51
Stubby Overmire1951
Tom Gorman1952-54
Ralph Branca1954
Gerry Staley1955-56
Al Cicotte1957
Duke Maas1958-60
Danny McDevitt1961
Al Downing1961-69
Ron Klimkowski1970
Felipe Alou1971-73
Otto Velez1973-74, '76
Rick Blact1975
Mike Torrez1977
Jimmy Wynn1977
Mickey Klutts1978
Gary Thomasson1978
Dennis Werth1979-81
Butch Hobson1982
Lee Mazzilli1982
John Montefusco1983-84
Rickey Henderson1985-89
Marcus Lawton1989
Deion Sanders1989
Mike Blowers1990
Kevin Maas1990-93
Russ Davis1994-95
Tino Martinez1996-2001, '05
Ruben Sierra2003-04
Sidney Ponson2006
Robinson Cano2007-13

Scott Sizemore2014
Zoilo Almonte2014
Chris Young2014-15
Ike Davis2016
Gary Sánchez2017-21
Matt Carpenter2022
Willie Calhoun2023



Tino Martinez wore No. 24 (1996-2001, '05).

25

Ben Paschal1929
Jimmie Reese1930
Sammy Byrd1933-34
Jesse Hill1935
Ted Kleinhaus1936
Kemp Wicker1936-37
Joe Vance1937-38
Wes Ferrell1938-39
Steve Sundra1940
Eddie Kearse1942
Aaron Robinson1943
Al Gettel1945-46
Ray Mack1947
Butch Wensloff1947
Hank Bauer1948-51
Jackie Jensen1952
Irv Noren1952-56
Norm Sieben1958-59
Kent Hadley1960
Dale Long1960
Jesse Gonder1961
Joe Peptonne1962-69
Pete Ward1970
Len Boehmer1971
Johnny Callison1972-73
Bobby Bonds1975
Grant Jackson1976
Willie Randolph1976
George Zeber1977-78
Brian Doyle1978
Tommy John1979-82, '86-89
Stefan Weaver1982
Don Baylor1983-85
Greg Cadaret1989-92
Jim Abbott1993-94
Scott Bankhead1995
Ruben Sierra1995-96
Cecil Fielder1996
Joe Girardi1996-99
Lance Johnson2000
Chris Turner2000
Randy Velarde2001
Jason Giambi2002-08
Mark Teixeira2009-16
Shane Robinson2018
Gleyber Torres2018-23



Cedric Durst1929
 Sammy Byrd1930
 Jimmy Reese1931
 Joe Glenn1932, 35-38
 George Uhle1933-34
 Johnny Broaca1934
 Buddy Ross1939-40
 Ken Silvestri1941
 Ken Sears1943
 Steve Roser1944, 46
 Mike Milesevich1945
 Karl Drows1946
 Marius Russo1946
 Don Johnson1947, 50
 Hugh Casey1949
 Tom Ferrick1950-51
 Ernie Nevel1951
 Gus Triandos1953-54
 Ryne Duren1958-61
 Tex Clevenger1961-62
 Dale Long1962-63
 Archie Moore1964-65
 John Kennedy1967
 Mike Ferraro1968
 Jimmie Hall1969
 Ron Klimkowski1969
 Frank Baker1970-71
 Fernando Gonzalez1974
 Rich Coggins1975-76
 Juan Bernhardt1976
 Cesar Tovar1976
 Domingo Ramos1978
 Juan Beniquez1979
 Johnny Oates1980-81
 Shane Rawley1982-84
 John Montefusco1985-86
 Joe Niekro1985-86
 Ivan De Jesus1986
 Bryan Little1986
 Paul Zuvella1986
 Rick Rhoden1987-88
 Stan Jefferson1989
 Steve Kiefer1989
 Jimmy Jones1989-90
 Steve Farr1991-93
 Darryl Boston1994
 Kevin Elster1995
 Darryl Strawberry1995
 Andy Fox1996-97
 Homer Bush1997
 Scott Pose1997
 Rey Sanchez1997, 2005
 Shane Spencer1998
 Orlando Hernandez1998-02, 04
 Mark Bellhorn2005
 Sal Fasano2006
 Koyie Hill2006
 Terrence Long2006
 Wil Nieves2006-07
 Jose Molina2007-09
 Nick Johnson2010
 Kevin Russo2010
 Greg Golson2010
 Austin Kearns2010
 Eduardo Nunez2011-13
 Darnell McDonald2012
 Ramiro Pena2012
 Yangervis Solarte2014
 Chris Capuano2014-15
 Johnny Barbatto2016
 Chris Parmelee2016
 Tyler Austin2016-18
 Andrew McCutchen2018
 DJ LeMahieu2019-23

Sammy Byrd1929
 Cedric Durst1930
 Joe Sewell1931
 Myril Hoag1932
 Dixie Walker1933-36
 Zack Taylor1934
 Bloddy Ryan1935

Joe Gallagher1939
 Lee Grissom1940
 Buster Mills1940
 Freddy Bordagaray1941
 Rollie Hemsley1943-44
 Russ Derry1945
 Johnny Lindell1946-50
 Lew Burdette1950
 Jackie Jensen1951
 Tom Morgan1951
 Jim Brideweser1952-53
 Bobby Brown1954
 Marlin Stuart1954
 Woodie Held1954, 57
 Bobby Del Greco1957-58
 Johnny James1958
 Jack Reed1961-63
 Duke Carmel1965
 Dick Schofield1966
 Tom Shopay1967, 69
 Jim Lyttle1970-71
 Rich McKinney1972
 Elliott Maddox1974-76
 Marty Perez1977
 Dell Alston1977-78
 Jay Johnstone1978-79
 Brad Gulden1979
 Darryl Jones1979
 Bobby Murcer1979
 Paul Blair1980
 Aurelio Rodriguez1980-81
 Butch Wynegar1982-86
 Keith Hughes1987
 Mark Salas1987
 Neil Allen1988
 Mel Hall1989-92
 Bob Wickman1993-96
 Graeme Lloyd1996-98
 Tony Fossas1999
 Allen Watson1999-2000
 Rondell White2002
 Luis Sojo2003
 Todd Zelle2003
 Kevin Brown2004-05
 Kevin Reese2006
 Kevin Thompson2006
 Darrell Rasner2007
 Joe Girardi (m)2008-09
 Kevin Russo2010
 Colin Curtis2010
 Greg Golson2010
 Chris Dickerson2011
 Raul Ibanez2012
 Shawn Kelley2013-14
 Ramon Flores2015
 Austin Romine2016-17
 Giancarlo Stanton2018-23

Liz Funk1929
 Art Jorgens1930
 Myril Hoag1931, 34-36
 Babe Dahlgren1937
 Frank Makosky1937
 Atley Donald1938-45
 Spud Chandler1944-45
 Hank Majeski1946
 Tommy Byrne1946-51, 54
 Bill Wight1947
 Tom Morgan1951-52, 54-56
 Charlie Keller1952
 Bill Renna1953
 Art Dittmar1957-61
 Bud Delsing1961-64
 Gil Blanco1965
 Steve Whitaker1966-67
 Andy Kosco1968
 Ron Hansen1970-71
 Sparky Lyle1972-78
 Mike Griffin1979
 Bob Watson1980-82
 John Mayberry1982
 Steve Balboni1983
 Bill Monbouquette (c)1985
 Rod Scurry1986

Henry Cotto1987
 Randy Velarde1987-88
 Jerry Royster1987
 Al Leiter1988-89
 Jesse Barfield1989
 Marcus Lawton1989
 Hensley Meulens1989
 Dale Mohoric1989
 Hal Morris1989
 Dave Eiland1989, 91
 Brian Dorsett1990
 Alan Mills1990
 Charlie Hayes1992
 Andy Stankiewicz1993
 Scott Kamieniecki1993-96
 Ruben Rivera1996
 Chad Curtis1997-99
 David Justice2000-01
 John Vander Wal2002
 Karim Garcia2003
 Charles Gipson2003
 Chris Latham2003
 Esteban Loaiza2004
 Ruben Sierra2005
 Melky Cabrera2006-08
 Jay Anthony Claggett2009
 Brett Tomko2009
 Shelley Duncan2009
 Joe Girardi (m)2010-17
 Austin Romine2018-19
 Corey Kluber2021
 Josh Donaldson2022-23

Bob Shawkey (c)1929
 Lou McEvoy1930
 Bob Shawkey (m)1930
 Sammy Byrd1931
 Art Fletcher (c)1932-39
 George Washburn1941
 Oscar Grimes1943
 Bill Drescher1945-46
 Steve Souchock1946
 Charley Stanceu1946
 Johnny Lucadello1947
 Sherm Lollar1947-48
 Charlie Silveira1949-56
 Bobby Richardson1957
 Fritz Brickell1958-59
 Hal Stowe1960
 Duke Maas1961
 Earl Torgeson (c)1961
 Hal Brown1962
 Harry Bright1963
 Tom Metcalf1963
 Mike Jurewicz1965
 Bobby Tiefenauer1965
 Bill Henry1966
 Rocky Colavito1968
 Mike McCormick1970
 Jim Hardin1971
 Wade Blasingame1972
 Casey Cox1973
 Sam McDowell1973
 Tom Buskey1973-74
 Dick Woodson1974
 Catfish Hunter1975-79
 Dave Collins1982
 Bob Shirley1983-87
 Al Holland1987
 Paul Zuvella1987
 Randy Velarde1987-88
 Luis Aguayo1988
 Dave LaPoint1989
 Jesse Barfield1989-92
 Mike Humphreys1993
 Andy Stankiewicz1993
 Gerald Williams1994-96
 Ricky Bones1996
 Mike Stanton1997-2002, 05
 Bubba Trammell2003
 Tony Clark2004
 Felix Escalona2005
 Tim Redding2005
 Octavio Dotel2006

Kei Igawa2007-08
 Xavier Nady2008
 Cody Ransom2008
 Juan Miranda2009
 Francisco Cervelli2009-10, 13-14
 Rafael Soriano2011-12
 David Carpenter2015
 Justin Ackley2016
 Tyler Clippard2016-17
 Todd Frazier2017
 Brandon Drury2018
 Adeiny Hechavarria2018
 Gio Urshela2019-21
 Ronald Guzman2022
 Zach McAllister2023

Bots Nekola1929
 Gordon Rhodes1929
 Art Fletcher (c)1930-31
 Jimmy Burke (c)1932
 Cy Perkins (c)1933
 Joe Sewell (c)1934-35
 Earle Combs (c)1936-39
 Mike Chartak1940
 Norm Branch1941-42
 Jim Turner1942-45
 Bill Wight1946
 Dick Starr1947
 Ed Lopat1948-55



Eddie Lopat wore No. 30 with the Yankees from 1948-55.

Rip Coleman1955-56
 Bobby Shantz1957-60
 Marshall Bridges1962-63
 Mel Stottlemyre1964-74
 Willie Randolph1976-88
 Bucky Dent (m)1989
 Willie Randolph (c)1994-2004
 Cory Lidle2006
 Matt Smith2006
 Scott Patterson2008
 Nathan Eovaldi2015-16
 Pete Kozma2017
 Rob Refsnyder2017
 Giovanny Gallegos2017
 Ronald Herrera2017
 Clint Frazier2017
 David Robertson2008-14, 17-18
 Edwin Encarnacion2019
 Thairo Estrada2019
 Jay Bruce2021
 Joely Rodriguez2021
 Miguel Castro2022
 Greg Allen2023
 Luke Weaver2023



31

Roy Sherid	1929
Charles O'Leary (c)	1930
Jimmy Burke (c)	1931, 33
Cy Perkins (c)	1932
John Schulte (c)	1935-39
Art Fletcher (c)	1940-45
Red Roffe (c)	1946
John Corriden (c)	1947-48
Jim Turner (c)	1949-59, 66-73
Johnny Sain (c)	1961-63
Jim Gleeson (c)	1964
Cot Deal (c)	1965
Mel Wright (c)	1974-75
Ed Figueroa	1976-80
Dave Winfield	1981-90
Brian Dorset	1990
Hensley Meulens	1990-91, 93
Mike Humphreys	1992
Bob Wickman	1992
Frank Tanana	1993
Xavier Hernandez	1994
Brian Boehring	1995
Tim Raines	1996-98
Dan Naulty	1999
Ben Ford	2000
Glenallen Hill	2000
Lance Johnson	2000
Steve Karsay	2002-05
Jason Anderson	2005
Aaron Small	2005
Jose Veras	2006
Josh Phelps	2007
Edwar Ramirez	2007
Ian Kennedy	2008
Michael Dunn	2009
Javier Vazquez	2010
Ichiro Suzuki	2012-14
Gregorio Petit	2015
Ramon Flores	2015
Greg Bird	2015
Aaron Hicks	2016-23

32

Art Jorgens	1929
Frank Barnes	1930
Ken Holloway	1930
Bill Karlon	1930
Dusty Cooke	1932
Eddie Phillips	1932
Steve Sundra	1938-39
Earle Combs (c)	1940-44
Johnny Neun (c)	1944-46
Johnny Neun (m)	1946
Ralph Houk	1947-52
Ralph Houk (c)	1953-54
Elston Howard	1955-67
Elston Howard (c)	1969-79

33

Charles O'Leary (c)	1929
Jim Weaver	1931
Pete Appleton (aka Jablonowski)	1933
Charlie Devens	1933
Lee Stine	1938
John Schulte (c)	1940-48
Bill Dickey (c)	1949-57, 60
Randy Gumpert (c)	1957
Charlie Keller (c)	1957-59
George "Doc" Medich	1974-75
Bob Lemon (c)	1976
Bobby Cox (c)	1977
Gene Michael (c)	1978
Mike Ferraro (c)	1979-82
Ken Griffey, Sr.	1983-86
Tim Stoddard	1986
Claudell Washington	1986
Ron Kittle	1986-87
Jack Clark	1988
Steve Shields	1988
Bob Brower	1989
Scott Nielsen	1989
Eric Plunk	1989-91
Melido Perez	1992-95

Charlie Hayes	1996
David Wells	1997-98, 2002-03
Jose Canseco	2000
Ryan Thompson	2000
Alfonso Soriano	2000-01
Javier Vazquez	2004
Jaret Wright	2005
Kelly Stinnett	2006
Brian Bruney	2006-08
Nick Swisher	2009-12
Travis Hafner	2013
Kelly Johnson	2014
Stephen Drew	2014
Garrett Jones	2015
Chris Martin	2015
Greg Bird	2017-19
J.A. Happ	2020
Tim Lcastro	2021-22
Franchy Cordero	2023

34

Art Fletcher (m)	1929
Foster Edwards	1930
Lou McEvoy	1931
Ivy Andrews	1931-32
Frank Makosky	1937
Johnny Sturm	1941
Buddy Hassett	1942
Ken Silvestri	1946-47
Bobo Newsom	1947
Bob Cerv	1952
Kal Segrist	1952
Tony Kubek	1957
Clete Boyer	1959-61



Clete Boyer wore No. 34 in his first three years as a Yankee

Bob Hale	1961
Phil Linz	1962-64
Mike Hegan	1966-67
Dick Howser (c)	1969-78
Lenny Randle	1979
Dick Howser (m)	1980
Dave LaRoche	1981-82
Roy Smalley	1982
Matt Keough	1983
Scott Bradley	1984-85
Mike Armstrong	1986
Doug Drabek	1986
Mike Ferraro (c)	1987-88
Bob Davidson	1989
Rich Dotson	1989
Don Schulze	1989
Walt Terrell	1989
Pascual Perez	1990-91
Mike Humphreys	1992
Jerry Nielsen	1992
Andy Cook	1993
Sterling Hitchcock	1993
Sam Miltello	1993

Greg Harris	1994
Rob Murphy	1994
Bob MacDonald	1995
Mel Stottlemyre (c)	1996-2005
Jaret Wright	2006
Sean Henn	2007
Phil Hughes	2008
Damaso Marte	2008
A.J. Burnett	2009-11
Derek Lowe	2012
Vidal Nuno	2013
Chris Bootcheck	2013
Jim Miller	2013
Brian McCann	2014-16
Dustin Fowler	2017
Jaime Garcia	2017
Jace Peterson	2018
J.A. Happ	2018-19
Justin Wilson	2021
Michael King	2022-23

35

Dixie Walker	1931
Spud Chandler	1937
Paul Schreiber (c)	1945
Aaron Robinson	1946
Yogi Berra	1947
Red Embree	1948
Mickey Witek	1949
Duane Pilette	1949-50
Joe Ostrowski	1950-52
Steve Kraly	1953
Johnny Schmitz	1953
Lou Berberet	1955
Ralph Houk (c)	1958-60
Ralph Houk (m)	1961-63, 66-73
Vern Benson (c)	1965-66
Don Gullett	1977-78
Bill Castro	1981
Roger Erickson	1982-83
Phil Niekro	1984-85
Bob Tewksbury	1986-87
Steve Trout	1987
Lee Guetterman	1988-92
Curt Young	1992
Andy Stankiewicz	1993
Paul Gibson	1993-1994
John Wetteland	1995-96
Hideki Irabu	1997
Clay Bellinger	1999-2000
Mike Mussina	2001-08
David Aardsma	2012
Brendan Ryan	2013
Michael Pineda	2014-17
Phil Nevin (c)	2018
Chance Adams	2019
Cory Gearrin	2019
Clay Holmes	2021-23

36

Mel Queen	1942
Jake Wade	1946
Al Lyons	1946-1947
Jack Phillips	1947-49
Johnny Mize	1949-53
Eddie Robinson	1954-56
Norm Sieben	1956
Harry Simpson	1957-58
Ed Lopat (c)	1960
Wally Moses (c)	1961-62, 66
Loren Babe (c)	1967
Hal Lanier	1972
Pat Dobson	1973-75
Dock Ellis	1976-77
Stan Thomas	1977
Rawly Eastwick	1978
Paul Lindblad	1978
Dave Rajsich	1978
Don Hood	1979
Paul Mirabella	1979
Jim Kaat	1979-80
Gaylord Perry	1980
Rick Reuschel	1981
Steve Balboni	1981-82

Mike Armstrong	1984-86
Al Holland	1986
Phil Lombardi	1986
Brad Arnsberg	1987
Jeff Moronko	1987
Rich Dotson	1988
Billy Connors (c)	1989-90, 94-95
Mike Humphreys	1991
Mike Witt	1991
Shawn Hilligas	1992
Dave Silvestri	1992
Russ Springer	1992
Gerald Williams	1993
David Cone	1995-2000
Bobby Estalella	2001
Nick Johnson	2002-03, 10
Tom Gordon	2004-05
Mike Myers	2006-07
Jim Brower	2007
Ian Kennedy	2007
Edwar Ramirez	2008-09
Freddy Garcia	2011-12
Kevin Youkilis	2013
Carlos Beltran	2014-16
Billy Butler	2016
Tyler Webb	2017
Ji-Man Choi	2017
Erik Kratz	2017
Lance Lynn	2018
Jake Barrett	2019
Kendrys Morales	2019
Breyvic Valera	2019
Mike Ford	2019-21
Jonathan Davis	2021
Clarke Schmidt	2023

37

Herb Karpel	1946
Gus Niarhos	1946
Bucky Harris (m)	1947-48
Casey Stengel (m)	1949-60

38

Hank Borowy	1942
Yogi Berra	1946
Frank Hiller	1946
Carl Drews	1947
Gus Niarhos	1948-50
Johnny Hopp	1950-52
Loren Babe	1952-53
Art Schallcock	1953-55
Ted Gray	1955
Johnny Blanchard	1955, 59-65
Doc Edwards	1965
Frank Fernandez	1967-68
Len Boehmer	1969
Steve Kline	1970-74
Cecil Upshaw	1974
Ken Brett	1976
Carlos May	1976-77
Jerry Narron	1979
Tom Underwood	1980-81
Barry Evans	1982
Curt Kaufman	1982
Dave Stegman	1982
Dave LaRoche	1983
Jose Rijo	1984
Ed Whitson	1985-86
Leo Hernandez	1986
Pat Clements	1987-88
Hal Morris	1988
Scott Nielsen	1988
Clay Parker	1989-90
Matt Nokes	1990-94
Josias Manzanillo	1995
Jeff Patterson	1995
Matt Howard	1996
Homer Bush	1997
Scott Pose	1997
Rick Ledee	1998
Randy Grimsley	1999-2000
Jason Choate	2001-03
Drew Henson	2003
Bret Prinz	2003



Travis Lee2004
Buddy Groom2005
Ramiro Mendoza2005
T.J. Beam2006
Kris Wilson2006
Chase Wright2007
Chris Stewart2008
Dan Giese2008
Brian Bruney2009
Ian Kennedy2009
Marcus Thames2010
Luis Ayala2011
Cody Eppley2012-13
Preston Claiborne2013-14
Brandon McCarthy2014
Jose Pirela2015
Andrew Bailey2015
Ben Gamel2016
Chad Green2016
Rob Refsnyder2016-17
Kyle Higashioka2017
Shane Robinson2018
Jonathan Loaisiga2018-19
Cameron Maybin2019
Erik Kratz2020
Andrew Heaney2021
Ben Rortvedt2023

39

Mike Chartak1942
Rollie Hemslry1942
Tommy Byrne1946
Frank Hiller1948-49
Wally Hood Jr.1949
Harry Schaeffer1952
Bob Wiesler1954-55
George Wilson1956
Darrell Johnson1957
Jim Coates1959-62
Steve Hamilton1963-70
Rob Gardner1970-71
Casey Cox1972
Wayne Granger1973
Jim Magnuson1973
Larry Gura1974-75
Gene Michael (c)1976
Mikey Klutts1977
Ron Davis1979-81
Mike Morgan1982
Roy Smalley1982
Bert Campaneris1983
Larry Milbourne1983
Ron Cooper1985
Joe Niecko1986-87
Pat Clements1987
Roberto Kelly1987-92
Mike Humphreys1993
Mike Witt1993
Donn Pal1994
Dion James1995-96
Brian Boehringer1996
Paul Gibson1996
Matt Luke1996
Darryl Strawberry1996-99
Mark Wohlers2001
Ron Coomer2002
Chris Hammond2003
Andy Phillips2004
Melky Cabrera2005
Kevin Reese2005
Shawn Chacon2005-06
Craig Wilson2006
Chris Britton2007-08
Ross Ohlendorf2008
Richie Sexson2008
Anthony Claggett2009
Mark Melancon2009-10
Kerry Wood2010
Lance Pendleton2011
Amauri Sanit2011
Aaron Laffey2011
Clay Rapada2012
Chris Nelson2013
David Adams2013

Brent Lillibridge2013
Mark Reynolds2013
Shane Greene2014
Chase Whitley2014-15
Kirby Yates2016
Chad Green2016
Tommy Layne2016-17
Tyler Wade2017
Billy McKinney2018
Mike Tauchman2019-21
Ryan LaMarre2021
Jose Trevino2022-23

40

Charlie Silveira1948
Jackie Jensen1950-51
Bob Wiesler1951
Bobby Hogue1951-52
Johnny Schmitz1952
Ewell Blackwell1952-53
Tom Carroll1955-56
John Gabler1959-60
Jack Cullen1962
Lou Clinton1966-67
Bill Monbouquette1967-68
Lindy McDaniel1968-73
Rick Sawyer1974
Tippy Martinez1974-76
Fran Healy1976-78
Ron Davis1978
Bob Kammeyer1978
Larry McCall1978
Charlie Lau (c)1979-81
Michael Vernon (c)1982
Don Zimmer (c)1983, 86
Gene Michael (c)1984-86
Stan Williams (c)1987
Clyde King (c)1988
Steve Shields1988
Andy Hawkins1989-91
Scott Kamieniecki1991
Tony Cloninger (c)1992-2001
Darren Holmes1998
Dan Miceli2003
Gabe White2003-04
C.J. Nitkowski2004
Chien-Ming Wang2005-09
Dustin Moseley2010
Bartolo Colon2011
Chad Qualls2012
Francisco Cervelli2012
Alberto Gonzalez2013
Reid Brignac2013
Matt Daley2013-14
Bruce Billings2014
Eury Perez2014
Matt Tracy2015
Kyle Davies2015
Branden Pinder2015
Sergio Santos2015
Cole Figueroa2015
Luis Severino2015-19, 21-23

41

Steve Souchock1946, '48
Frank Hiller1946, '49
Joe Collins1949-52
Bob Cerv1953-56
Zeke Bella1957
Ken Hunt1960
Jake Gibbs1962-71
Frank Tepedino1972
Otto Velez1973
Duke Sims1974
Mike Wallace1974-75
Rick Sawyer1975
Cliff Johnson1977-79
George Scott1979
Jeff Torborg (c)1980-83
Shane Rawley1983
Sammy Ellis (c)1983-84, '86
Joe Cowley1984-85
Scott Nielsen1986
Charles Hudson1987-88
Lance McCullers1989-90

Stump Merrill (m)1990
Darrell Evans (c)1990
Wade Taylor1991
Tim Burke1992
Russ Springer1992
Jake Gibbs (c)1993
Sterling Hitchcock1994-95, '01-03
Jorge Posada1996
Brian Boehringer1996-97, 2001
Tony Cloninger (c)1998
Mike Buddie1999
Ed Yarnall2000
Jorge De Paula2003
Miguel Cairo2004
Randy Johnson2005-06
Miguel Cairo2007
Jose Veras2007-09
Chad Gaudin2009-10
Ivan Nova2010
Buddy Carlyle2011
Jeff Marquez2011
Scott Proctor2011
David Phelps2012-14
Justin Wilson2015
Nick Goody2016
Chad Green2016
Anthony Swarzak2016
Ronald Herrera2017
Mason Williams2017
Miguel Andujar2017
Ben Heller2017
Caleb Smith2017
Miguel Andujar2018-22
Tommy Kahnle2023

42

Vic Raschi1946
Butch Wenfloss1947
Joe Collins1948
Bud Stewart1948
Jerry Coleman1949-57
Pedro Gonzalez1963-65
Ray Barker1965-67
Charlie Spikes1972
George "Doc" Medich1973
Ken Wright1974
Bob Oliver1975
Art Fowler (c)1977-79, '83, '88
Tom Morgan (c)1979
Stan Williams (c)1980-82, '88
Clyde King (c)1981
Clyde King (m)1982
Jerry Walker (c)1982
Mike Nertney (c)1984
Doug Holmquist (c)1984-85
Stump Merrill (c)1985-87
Billy Connors (c)1989
Dave LaPoint1989-90
John Habyan1991-93
Domingo Jera1993
Mariano Rivera1995-2013

43

Vic Raschi1947
Art Schult1953
Dick Tettlebach1955
Deron Johnson1960
Roger Repoz1964-66
Mike Ferraro1966
Ross Moschitto1967
Dale Roberts1967
Rob Gardner1970-72
Terry Ley1971
Jim Magnuson1973
Jim Ray Hart1973-74
Jim Deidel1974
Rudy May1974-76
Jim York1976
Ken Clay1978-79
Doug Bird1980-81
George Frazier1981-83
Jeff Torborg (c)1984
Rich Bardi1985
Tim Stoddard1986-88
Lee Elic (c)1989

Gene Michael (c)1989
Jeff Robinson1990
Torey Lovullo1991
Jeff Johnson1991-93
Sam Mitchell1992
Paul Assenmacher1993
Bob Melvin1994
Nardi Contreras (c)1995
Dave Silvestri1995
Jeff Nelson1996-2000, '03
Todd Greene2001
Christian Parker2001
Teel Lilly2002
Raul Mondesi2002-03
Jorge De Paula2004
Scott Proctor2005-07
Darrell Rasner2008
Damaso Marte2009-10
D.J. Mitchell2012
Ryota Igarashi2012
Steve Pearce2012
Phil Coke2016
Anthony Swarzak2016
Adam Warren2012-18
Chance Adams2018
Jonathan Loaisiga2019-23

44

Frank Verdi1953
Marv Throneberry1955
Ken Hunt1959-60
Jim Hegan (c)1960-73
Bill Sudakis1974
Terry Whitfield1975-76
Reggie Jackson1977-81
Jeff Torborg (c)1984-88
John Stearns (c)1989
Mike Ferraro (c)1990-91

45

Clint Courtney1951
Don Bollweg1953
Lou Skizas1956
Mark Freeman1959
Rollie Sheldon1961-62, 64-65
Jack Cullen1965-66
Stan Bahnsen1966, 68-71
Steve Barber1967
Larry Gowell1972
Rich Hinton1972
Ed Herrmann1975
Jim Beattie1978-79
Rudy May1980-83
Dennis Rasmussen1984-87
Bill Gullickson1987
John Candelaria1988-89
Kevin Mmahat1989
Steve Balboni1990
Alan Mills1991
Rich Monteleone1991
Danny Tartabull1992-95
Andy Fox1995
Joe Girardi1996
Cecil Fielder1996-97



Cecil Fielder wore No. 45 with the Yankees.

Chili Davis1998-99
Felix Jose2000
Ryan Thompson2000



Henry Rodriguez2001
Jay Witasick2001
Alberto Castillo2002
John Anderson2003
Armando Benitez2003
Felix Heredia2003-04
Carl Pavano2005, '07-08
Kevin Whelan2011
Sergio Mitre2009-11
Hector Niese2011
Dewayne Wise2012
Casey McGehee2012
Ben Francisco2013
Zoilo Almonte2013
David Adams2013
Dean Anna2014
Scott Sizemore2014
Zelous Wheeler2014
Austin Romine2014
Chasen Shreve2015-18
Luke Voit2018-19
Gerrit Cole2020-23

46

Charlie Silveira1948
Dave Madison1950
Bill Short1960
Frank Tepedino1969
Bobby Mitchell1970
Roger Hambricht1971
Otto Velez1973
Rick Dempsey1973-76
Gene Locklear1976-77
Mike Heath1978
Don Hood1979
Joe Lefebvre1980
Gene Nelson1981
Joe Pepitone (c)1982
Shane Rawley1982
Don Mattingly1982-83
Mike Pagliarulo1984
Henry Cotto1985-86
Ivan DeJesus1986
Rich Bardi1987
Robert Kelly1987
Jerry Royster1987
Hipolito Pena1988
Randy Velarde1988
Ken Phelps1988
Dallas Green (m)1989
Stump Merrill (m)1990
Joe Sparks (c)1990
Frank Howard (c)1991-93
Terry Mulholland1994
Donovan Osborne2004
Alan Embree2005
Darrell May2005
Scott Erickson2006
Aaron Guiel2006
Jose Veras2006
Andy Pettitte1995-2003,

'07-10, '12-13

47

Frank Colman1947
Eli Grba1959
Tom Sturdivant1955-59
Billy Shantz1960
Luis Arroyo1960-63
Bob Schmidt1965
John Miller1966
Frank Tepedino1967
Fred Beene1972-74
Kerry Dineen1976
Larry Murray1976
Rob Lemon1978
Andy Messersmith1978
Jim Kaat1979
Jeff Torborg (c)1979
Bruce Robinson1980
Dennis Sherrill1980
Curt Kaufman1982
Rafayntenot1983-84
Rod Scurry1985
Al Pulido1986

Juan Bonilla1987
Pete Filson1987
Alvaro Espinoza1988
Scott Nielsen1988
Pat Corrales (c)1989
Champ Summers (c)1989-90
Marc Hill (c)1991
Lee Smith1993
Dave Silvestri1993-94
Dave Eiland1995
Rick Honeycutt1995
Billy Brewer1996
Ben Pavlas1996
Ruben Rivera1996
Ivan Cruz1997
Shane Spencer1998-2002



Shane Spencer wore No. 47 throughout his five years with the Yankees.

Erick Almonte2003
Jesse Orosco2003
Al Reyes2003
Bret Prinz2004
Felix Rodriguez2005
Ron Wilone2006-07
Colter Bean2007
Chris Britton2008
Sidney Ponson2008
Freddy Guzman2009
Romulo Sanchez2010
Ivan Nova2010-16
Blake Parker2016
Jordan Montgomery2017-22
Frankie Montas2022-23

48

Frank Colman1947
Elvio Jimenez1964
Pedro Ramos1964
Roy White1965-68
Cecil Perkins1967
Sam McDowell1973-74
Dave Kingman1977
Mike Torrez1977
Clyde King (c)1978
Jim Hegan (c)1979-80
Joe Altobelli (c)1981-82, '86
Dale Murray1983-85
Willie Horton (c)1985
Neil Allen1987
Gene Michael (c)1988
George Mitterwald (c)1988
Frank Howard (c)1989
Buck Showalter (c)1990-91
John Ramos1991
Russ Meyer (c)1992
Rick Down (c)1993-95
Don Zimmer (c)1996-97
Chris Chambliss (c)1998-2000
Randy Keisler2001
Robert Perez2001
Scott Seabolt2001
Brandon Knight2002
Jay Tessmer2002
Fernando Seguinol2003

Paul Quantrill2004-05
Wayne Franklin2005
Kyle Farnsworth2006-08
Phil Coke2008-09
Boone Logan2010-13
Matt Thornton2014
Josh Outman2014
Preston Claiborne2014
Andrew Miller2015-16
Eric Young Jr.2016
Chris Carter2017
Tommy Kahnle2017-20
Anthony Rizzo2021-23

49

Lou Berberet1954
Bob Meyer1964
Charlie Sands1967
Loyd Colson1970
Kerry Dineen1975
Ron Guidry1975-88, (c)2006-07
Jeff Johnson1992

50

Bill Bryan1967
Bill Burbach1969-71
Alan Closter1971-72
George "Doc" Medich1972
Dave Pagan1973
Duke Sims1973
Ken Clay1977
Roger Slagle1979
Clyde King (c)1981
Lynn McGlothen1982
John Pacella1982
Jay Howell1983-84
Marty Bystrom1985
Phil Lombardi1986
Jay Ward (c)1987
Chris Chambliss1988
Chris Chambliss (c)1996-97
Steve Balboni1989
Oscar Azocar1990
John Habyan1990
Alan Mills1991
Ed Napoleone (c)1992-93
Robert Enghorn1994-95
Don Zimmer (c)1998-99
Todd Erdos2000
Rich Monteleone (c)2003-04
Matt Lawton2005
Larry Bowa (c)2006-07
Bobby Meacham (c)2008
Mick Kelleher (c)2009-14
Nick Rumbelow2015
Tyler Olson2016

(Note: Despite being issued No. 50, Olson wore No. 42 in his only career NYY appearance which occurred on Jackie Robinson Day.)

Conor Mullee2016
Richard Bleier2016
Kirby Yates2016
Domingo German2017
Ben Heller2017
Tyler Webb2017
Giovanny Gallegos2017
Reggie Willits (c)2018-20
Jameson Taillon2021-22
Matt Bowman2023

51

George McQuinn1947
Frank Leja1954-55
Gordie Windhorn1959
Pete Mikkelsen1964-65
Ralph Houk (m)1966
Tony Solaita1968
John Wyatt1968
Ron Klimkowski1969
Terry Whitfield1974
Larry McCall1977
Dom Scala (c)1978-86
Cecilio Guante1987-88
Chuck Cary1989-91

Bernie Williams ... 1991-2006

52

Ken Silvestri1947
Jim Deering1949
Jim Coates1956
Bobby Murcer1965
Fritz Peterson1966
Joe Verbanic1967-70
Larry Murray1974
Otto Velez1975
Doyle Alexander1976, '82-83
Dave Rajisch1978
Mike Griffin1979-81
Otis Nixon1983
Mark Connor (c)1984-87, '90-93
Juan Espino1985
Dave Eiland1988
Bob Geran1988
Mike Ferraro (c)1989
Charlie Fox (c)1989
Mark Hutton1994, '96
David Weathers1996-97
Joe Borowski1997
Pete Incaviglia1997
Danny Rios1997
Mike Buddie1998
Ed Yarnall1999
Don Zimmer (c)2000
Gary Denbo (c)2001
Jose Contreras2003-04
Joe Girardi2005
Tony Peña (c)2006
Luis Vizcaino2007
Dave Eiland (c)2008
CC Sabathia2009-19

53

Bill "Moose" Skowron1954
Johnny Kucks1955-59
Johnny James1960-61
Ross Moschitto1965, '67
Dave Pagan1974-76
Ken Holtzman1976-78
Ron Davis1978
Larry McCall1978
Rub Burris1979
Bob Kammeyer1979
Tim Lollar1980
Jerry Walker (c)1981
Jay Howell1982-83
Lee Walls (c)1983
Marty Bystrom1984
Neil Allen1985
Orestes Destrade1987
Bob Geren1989-91
Glenn Sherlock (c)1992, 94-95
Neal Heaton1993
Mark Hutton1993
Jose Cardenal (c)1996-99
Alfonso Soriano2000
Mike Thurman2002
Don Zimmer (c)2001
Lee Mazzilli (c)2003
Luis Sojo (c)2004-05
Larry Bowa (c)2006
Bobby Abreu2006-08
Melky Cabrera2009
Juan Miranda2010
Gustavo Molina2011
Amauri Sanit2011
Kevin Whelan2011
Cory Wade2011-12
Ryota Igarashi2012
Austin Romine2013-14
Jim Miller2014
Jeff Francis2014
Esmil Rogers2014-15
Caleb Cotham2015
Nick Rumbelow2015
Austin Romine2015
Jose Espada (c)2017
Phil Nevin (c)2018
Zack Britton2018-22



FRONT OFFICE
2024 YANKEES
2023 REVIEW
OPPONENTS
HISTORY & RECORDS
YANKEE STADIUM
PLAYER DEVELOPMENT
MEDIA

54

Jim Delsing1950
 Andy Carey1952
 Thad Tillotson1967-68
 Ken Johnson1969
 Gary Waslewski1970-71
 Steve Blateric1972
 Jim Roland1972
 Alex Johnson1974
 Dave Bergman1977
 Cecilio Guante1987
 Rich "Goose" Gossage1978-83, '89



Goose Gossage wore No. 54 for all nine teams he played for over a 22-year career.

Brian Fisher1985-86
 Jay Buhner1987-98
 Dale Mohoric1988-89
 Tim Leary1990-92
 Sterling Hitchcock1992
 Bobby Munoz1993
 Jeff Reardon1994
 Joe Ausanio1994-95
 Jim Mecir1996-97
 Todd Erdos1998-99
 Lee Mazzilli (c)2000-01, '06
 Don Zimmer (c)2002-03
 Roy White (c)2004-05
 Kevin Long (c)2007-14
 Joe Espada (c)2015
 Richard Bleier2016
 Aroldis Chapman2016-22
 Colten Brewer2023
 Anthony Misiewicz2023

55

Bob Grim1954-58
 Zack Monroe1958-59
 Spud Murray (BP pitcher)1961-69
 Paul Mirabella1969
 Roger Holt1980
 Andre Robertson1981-82
 Roy Smalley1982
 Stan Javier1984
 Victor Mata1984
 Juan Bonilla1985
 Rich Montealeone1990, '92-93
 Brian Butterfield (c)1994-95
 Jorge Posada1996
 Myl Whitehurst1996
 Ramiro Mendoza1997-2002
 Hideki Matsui2003-09
 Russell Martin2011-12
 Lyle Overbay2013
 Wade LeBlanc2014
 David Huff2014
 Jose Ramirez2015
 Slade Heathcott2015
 Bryan Mitchell2015-17
 Sonny Gray2017-18
 Domingo Germán2019, '21-22
 Carlos Rodón2023

56

Jim Bouton1962-68
 John Cumberland1968-70
 Mike McCormick1970
 Gary Jones1970
 Dave Rigetti1979
 Ted Wilborn1980
 Mike Patterson1981-82
 Andre Robertson1982
 Bert Campaneris1983
 Curt Brown1984
 Rex Hudler1984-85
 Al Leiter1987
 Brian Dorsett1989
 Mark Leiter1990
 Dave Silvestri1992
 Andy Cook1993
 Dave Pavlas1995
 Dale Polley1996
 Darrell Einertson2000
 Ted Lilly2000
 Juan Rivera2001
 Todd Williams2001
 Rick Down (c)2002-03
 Scott Proctor2004
 Tanyon Sturtze2004-06
 Tony Peña (c)2007-17
 Jonathan Holder2018-20
 Darren O'Day2021
 Hensley Meulens (c)2022
 Lou Trivino2022

57

Arturo Lopez1965
 Roy Staiger1979
 Clyde King (c)1980
 Tucker Ashford1981
 Bobby Ramos1982
 Juan Bonilla1987
 Bob Geren1988
 Hensley Meulens1989
 Steve Howe1991-96
 Ramiro Mendoza1996
 Joe Borowski1998
 Jeff Juden1999
 Jay Tessmer1999-2000
 Jake Westbrook2000
 Billy Connors (c)2000
 Carlos Almanzar2001
 Erick Almonte2001
 Mark Wohlers2001
 Karim Garcia2002
 Drew Henson2002
 Juan Acevedo2003
 Michel Hernandez2003
 Alex Graman2004
 Brad Halsey2004
 Scott Proctor2004
 Neil Allen (c)2005
 Joe Kerrigan (c)2006-07
 Mike Harkey (c)2008-13
 Vidal Nuno2014
 Rich Hill2014
 Chris Martin2015
 Branden Pinder2015-16
 Gary Sanchez2016
 Conor Mullen2016
 Nick Goody2016
 Donovan Solano2016
 Chad Green2016-22
 Billy McKinney2023

58

Dooley Womack1966-68
 Bobby Brown1979
 Bruce Robinson1979
 Andy McGaffigan1981
 Dave Wehrmeister1981
 Sammy Ellis (c)1982
 Juan Espino1982, '85-86
 Mike O'Berry1984
 Bob Geren1988

Hensley Meulens1989
 Dave Eiland1990
 Mike Jerzembeck1998
 Alfonso Soriano1999
 Randy Choate2000
 Randy Keisler2001
 Jorge De Paula2005
 Alex Graman2005
 Sean Henn2005
 Mike Vento2005
 Colter Bean2005-06
 T.J. Beam2006
 Jeff Karstens2006-07
 Darrell Rasner2006
 Dave Eiland (c)2009-10
 Larry Rothschild (c)2011-19
 Tyler Lyons2020
 Wandy Peralta2021-23

59

Damaso Garcia1979
 Steve Adkins1990
 Hensley Meulens1992
 Billy Brewer1996
 Ryan Bradley1998
 D'Angelo Jimenez1999
 Donzell McDonald2001
 Juan Rivera2002-03
 Rob Thomson (c)2007-17
 Josh Bard (c)2018-19
 Luke Voit2020-21
 Scott Effross2022

60

Hipolito Pena1988
 John Habyan1990
 Darrin Chapin1991
 J.T. Snow1992
 Tim McIntosh1996
 Homer Bush1997
 Mike Lowell1998
 Craig Dingman2000
 Brett Jodie2001
 Nick Johnson2001
 Brandon Knight2002
 Erick Almonte2003
 Brandon Clausen2003
 Felix Escalona2004
 Sam Marsonek2004
 Wil Nieves2005-06
 Ross Ohlendorf2007
 Kevin Russo2010
 Brandon Laird2011
 Chris Dickerson2012
 Melky Mesa2013
 David Huff2013
 Gary Tuck (c)2014-15
 Mike Harkey (c)2016-23

61

Marshall Brant1980
 Jim Lewis1982
 Phil Lombardi1987
 John Habyan1990
 Jim Bruske1998
 Ted Lilly2001
 Brad Halsey2004
 Juan Padilla2004
 Jorge De Paula2005
 Darrell Rasner2006
 Matt DeSalvo2007
 Billy Traber2008
 Chan Ho Park2010
 Royce Ring2010
 Steve Garrison2011
 Raul Valdes2011
 Corban Joseph2013
 David Huff2013
 Luis Cruz2013
 Delin Betances2013
 Shane Greene2014, '22
 Jeff Pentland (c)2015
 David Hale2018

Giovanny Gallegos2018
 Justus Sheffield2018
 Ben Heller2016-17, '19-20
 Asher Wojciechowski2021
 Brody Koerner2021
 Anthony Banda2022
 Jake Bauers2023

62

Cloyd Boyer (c)1975
 Brian Dayett1983-84
 Brad Amrberg1986
 Hal Morris1988
 Jorge Posada1995
 Willie Banks1997
 Jay Tessmer1998, 2000
 Brandon Knight2001
 Bubba Crosby2004
 Sean Henn2006
 Joba Chamberlain2007-13
 Austin Romine2014
 Alan Cockrell (c)2015-17
 Marcus Thames (c)2018-20
 Rob Brantly2021-22
 Hensley Meulens (c)2022
 Ryan Weber2023

63

Mike Morgan1982
 Jim Walewander1990
 Mike Figga1997
 Danny Rios1997
 Randy Keisler2000
 Andy Cannizaro2006
 Alberto Gonzalez2007
 Jonathan Albaladejo2008-10
 Chris Britton2008
 Jesus Montero2011
 Justin Thomas2012
 Chris Leroux2014
 Jose Ramirez2014
 Antoan Richardson2014
 Mason Williams2015
 Jose Pirela2015
 Marcus Thames (c)2016-17
 P.J. Litterer (c)2018-20
 Lucas Luetge2021-22
 Nick Ramirez2023

64

Bill Fulton1987
 Steve Kiefer1989
 Bronson Sardinha2007
 Francisco Cervelli2008
 Romulo Sanchez2010
 Hector Noesi2011
 Cesar Cabral2013-14
 Chaz Roe2014
 Jacob Lindgren2015
 Jose De Paula2015
 Nick Rumbelow2015
 Rob Refsnyder2015
 Diego Moreno2015
 Ben Gamel2016
 Nick Goody2016
 Garrett Cooper2017
 Domingo Germán2017
 Carlos Mendoza (c)2018-23

65

Clyde King (c)1981-82
 Juan Espino1983
 Adrian Hernandez2001-02
 Phil Hughes2007-13
 Bryan Mitchell2014-15
 Jose Ramirez2015
 Danny Burawa2015
 Diego Moreno2015
 Caleb Cotham2015
 Jonathan Holder2016-17
 Domingo Germán2018
 James Paxton2019-20
 Nestor Cortes2021-23



66	
Bob Lemon (m)	1981
Steve Balboni	1981-83
Jim Deshaies	1984
Juan Miranda	2008
Andrew Brackman	2011
John Ryan Murphy	2013-15
Mason Williams	2016
Bryan Mitchell	2017
Kyle Higashioka	2018-23

67	
Clay Christiansen	1984
Dale Mohorcic	1988
Greg Golson	2011
Melky Mesa	2012
Mike Zagurski	2013
Jose Pirela	2014
James Pazos	2015-16
Miguel Andújar	2017
A.J. Cole	2018
Nestor Cortes	2019
Matt Blake (c)	2020-21
Luis Rojas (c)	2022-23

68	
Dioner Navarro	2004
Dellin Betances	2011, '14-19
Tanner Swanson (c)	2020
Sal Romano	2021
Manny Báñuelos	2022
Luke Bard	2022
Jacob Barnes	2022
Brad Wilkerson (c)	2023

69	
Alan Mills	1990

70	
George Kontos	2011, '18
Brett Marshall	2013
Rico Noel	2015
Tyler Lyons	2019
Breyvic Valera	2019
Luis Avilán	2020
Stephen Ridings	2021
Chi Chi González	2022
Jimmy Cordero	2023

71	
Austin Romine	2011
Stephen Tarpley	2018-19
Thairo Estrada	2020
Andrew Velazquez	2021

David McKay	2022
Ian Hamilton	2023

72	
Juan Miranda	2009
Slade Heathcott	2015
Chance Adams	2019
Brady Lail	2019
Mike Ford	2020
Marcus Thames (c)	2021
Sean Casey (c)	2023

73	
Gary Sánchez	2015
Ryan Dull	2019
Adonis Rosa	2019
Michael King	2019-21
Tanner Swanson (c)	2023

74	
Nick Goody	2015
Ronald Torreyes	2017-18
Mike Ford	2019
Joseph Harvey	2019
Joe Mantiplly	2019
Breyvic Valera	2019
P.J. Pilittere (c)	2021
Dillon Lawson (c)	2022-23

75	
David Hale	2019-20
Reggie Willits (c)	2021
Travis Chapman (c)	2022-23

76	
Tanner Swanson (c)	2021-22
Jhony Brito	2023

77	
Humberto Sanchez	2008
Clint Frazier	2017-21
Matt Blake (c)	2022-23

78	
Casey Dykes (c)	2022-23

79	
Nick Nelson	2020-21
Desi Druschel (d)	2022-23

80	
Everson Pereira	2023

81	
Luis Gil	2021-22

82	
Brooks Kriske	2020-21

83	
Deivi García	2020-21, '23

84	
Albert Abreu	2020-23

85	
Luis Cessa	2016-21
Ryan Weber	2022
Greg Weissert	2022-23

86	
Clarke Schmidt	2020-22

88	
Josh Outman	2014
Phil Nevin (c)	2020-21
Austin Wells	2023

89	
Miguel Yajure	2020
Jasson Domínguez	2023

90	
Thairo Estrada	2019
Estevan Florial	2020-23

91	
Alfredo Aceves	2008-10, '14
Oswald Peraza	2022-23

92	
Chris Gittens	2021
JP Sears	2022
Ryan Weber	2022
Matt Krook	2023

93	
Keynan Middleton	2023

94	
Yoendrys Gómez	2023

95	
Trey Amburgey	2021
Oswaldo Cabrera	2022-23

97	
Ron Marinaccio	2022-23

98	
Hoy Park	2021
Randy Vásquez	2023

99	
Brian Bruney	2009
Aaron Judge	2016-23

Unknown: Sam Gibson (1930), Roy Schalk (1932)



Brian Bruney is the only Yankee other than Aaron Judge to wear No. 99 in a Major League game.



Home Opener Ceremonial First Pitches

2023	Mariano Rivera	1967	John Lindsay, NYC Mayor
2022	Billy Crystal	1966	John Lindsay, NYC Mayor
2021	Bernie Williams (virtual)	1965	Rick O'Keefe, 7-year-old fan (later a 1975 first-round draft pick of the Milwaukee Brewers)
2020	CC Sabathia		
2019	Mariano Rivera	1964	William Braccioldieta, Columbia University student and baseball player (second winner of Yogi Berra Scholarship Award)
2018	Bucky Dent and Mickey Rivers		
2017	Joe Torre, Tino Martinez and Willie Randolph (from WBC-winning Team USA)	1963	Joe DiMaggio
2016	Hideki Matsui	1962	Claire Ruth, widow of Babe Ruth
2015	Joe Torre	1961	James Lyons, Bx. Borough Pres. (replacing Mayor Robert Wagner, who was ill)
2014	Andy Pettitte & Mariano Rivera caught by Derek Jeter & Jorge Posada	1960	Joe Cronin, Hall of Famer and AL President
2013	Lou Piniella	1959	Will Harridge, recently-retired AL President
2012	Jorge Posada		
2011	Mike Mussina	1958	James Lyons, Bronx Boro. Pres.
2010	Bernie Williams	1957	Robert Wagner Jr., NYC Mayor
2009	Yogi Berra	1956	Robert Wagner Jr., NYC Mayor
2008	Reggie Jackson	1955	Robert Wagner Jr., NYC Mayor
2007	Melanie Lidle and Christopher Lidle, widow/son of Cory Lidle	1954	James Lyons, Bronx Boro. Pres.
2006	Yogi Berra	1953	Vincent Impellitteri, NYC Mayor
2005	Yogi Berra	1952	Joe DiMaggio (retired after 1951 season)
2004	Yogi Berra, Whitey Ford and Phil Rizzuto	1951	Whitey Ford (in military service)
2003	Yogi Berra and Whitey Ford	1950	Ed Barrow, former Yankees President
2002	Michael Bloomberg, NYC Mayor		
2001	Mel Stottlemyre	1949	Gary Simpson, student at St. Mary's Industrial School in Baltimore, Md. (which was attended by Babe Ruth, who passed away in 1948). Ruth monument unveiled.
2000	Yogi Berra		
1999	Yogi Berra	1948	Thomas Dewey, N.Y. Governor
1998	Joe DiMaggio	1947	Sgt. Anthony Guzzetta, wounded WWII veteran
1997	Joe DiMaggio	1946	Sgt. Hulon B. Whittington, Medal of Honor recipient
1996	Joe DiMaggio		
1995	Joe DiMaggio	1945	Fiorello LaGuardia, NYC Mayor
1994	Joe DiMaggio	1944	Fiorello LaGuardia, NYC Mayor
1993	Dean Smith, UNC Basketball Coach (representing N.C. State Basketball Coach Jim Valvano, who was too ill to attend)	1943	Fiorello LaGuardia, NYC Mayor
		1942	Fiorello LaGuardia, NYC Mayor
1992	Joe DiMaggio	1941	Fiorello LaGuardia, NYC Mayor
1991	General Colin Powell, Chairman, Joint Chiefs of Staff	1940	Fiorello LaGuardia, NYC Mayor
1990	Bill Martin Jr.	1939	Fiorello LaGuardia, NYC Mayor
1989	P.J. Carlesimo, Seton Hall Head Basketball Coach	1938	Newbold Morris, NYC Council Pres.
1988	Diana Munson & Arlene Howard (widows of Thurman Munson & Elston Howard)		
1987	Rachel Robinson, widow of Jackie Robinson		
1986	Robert Merrill, Met. Opera		
1985	Mickey Mantle		
1984	Scott Hamilton, U.S. Olympic Skater		
1983	Joe DiMaggio		
1982	Jimmy Positano, Head Groundskeeper whose crew got the field in shape after a heavy snowstorm		
1981	Elston Howard Jr.		
1980	Eric Heiden, Mike Eruzione & Herb Brooks; 1980 Olympic heroes		
1979	Lucielle James, widow of WWII hero		
1978	No first-pitch ceremony (Mantle and Maris raised 1977 championship flag)		
1977	Vince Polito, randomly selected fan		
1976	Bob Shawkey, Yankees starting pitcher at opener of Yankee Stadium on 4/18/23		
1975	Five children of slain "Good Samaritan" Frank J. Walker		
1974	Ted Kennedy Jr., son of United States Senator Ted Kennedy		
1973	Herb Bluestone (attended Yankee Stad. opening in 1923)		
1972	Jim Farley, former Postmaster General of the United States		
1971	John Lindsay, NYC Mayor		
1970	Whitney Young Jr., President of the National Urban League		
1969	Paul Simon, singer/songwriter		
1968	Marianne Moore, 81-year-old poet and baseball fan		



New York Governor Al Smith throws out the ceremonial first pitch at Yankee Stadium's inaugural game on April 18, 1923.

1937	Fiorello LaGuardia, NYC Mayor	1915	John Mitchell, NYC Mayor
1936	Fiorello LaGuardia, NYC Mayor	1914	Robert Wagner, New York Lieutenant Governor
1935	Fiorello LaGuardia, NYC Mayor	1913	Bill Devery, co-owner
1934	Fiorello LaGuardia, NYC Mayor	1912	Edward B. McCall, judge
1933	John O'Brien, NYC Mayor	1911	City Chamberlain Hyde
1932	Jimmy Walker, NYC Mayor	1910	Bill Devery, co-owner
1931	Jimmy Walker, NYC Mayor	1909	Tim Foley, Sheriff of New York
1930	Jimmy Walker, NYC Mayor	1908	George McClellan, NYC Mayor
1929	Joseph V. McKee, Pres. of the N.Y.C. Board of Aldermen (substituting for Mayor Walker)	1907	Diamond Jim Brady
1928	Jimmy Walker, NYC Mayor	1906	John M. Ward, former player
1927	Jimmy Walker, NYC Mayor	1905	Game was rained out (Congressman Tim Sullivan was thrown the first pitch)
1926	Jimmy Walker, NYC Mayor	1904	William Olcott, judge
1925	Rear Admiral Charles P. Plunkett	1903	Ban Johnson, AL President
1924	John F. Hylan, NYC Mayor		
1923	Al Smith, New York Governor		
1922	John F. Hylan, NYC Mayor		
1921	John F. Hylan, NYC Mayor		
1920	Lt. General Robert Bullard		
1919	Robert Moran, President of the NYC Board of Aldermen		
1918	Brigadier General William Mann		
1917	Major General Leonard Wood		
1916	Al Smith, Sheriff of New York		

OPENING DAY RESULTS

The Yankees are 68-52-1 all time on Opening Day (Home: 38-18-1; Road 30-34).

OPENING DAY HOME RUNS

The Yankees have hit 113 Opening Day home runs in franchise history by 70 different players (most recently by Aaron Judge and Gleyber Torres in a 5-0 win vs. San Francisco in 2023). Giancarlo Stanton is the last Yankee to homer twice on Opening Day (3/29/18 at Toronto, including one in his first PA as a Yankee). Babe Ruth hit a franchise-high five OD-HRs, and he is followed by Yogi Berra, Mickey Mantle, Jorge Posada and Giancarlo Stanton (4HR each). Ruth, Berra and Posada share the Yankees mark having homered in four different OD games.



Posada and Curtis Granderson (2010 at Boston) are the most recent pair of Yankees to hit back-to-back homers in an opener, and they were the first Yankees to accomplish the feat since Dave Winfield and Steve Kemp on 4/5/83 at Seattle (both off Hall of Famer Gaylord Perry).

MULTI-HOME RUN OPENING DAY GAMES (By individual player, 7x, all 2HR games)

Giancarlo Stanton	3/29/2018 at TOR
Joe Pepitone	4/9/1963 at KCA
Roger Maris	4/19/1960 at BOS
Mickey Mantle	4/17/1956 at WAS
Russ Derry	4/17/1945 vs. BOS
Babe Ruth & Sammy Byrd	4/12/1932 at PHA

GRAND SLAMS ON OPENING DAY (4)

Alex Rodriguez	4/3/2006 at OAK (2 nd inn. off Barry Zito)
Alfonso Soriano (photo above)	3/31/2003 at TOR (6 th inn. off Roy Halladay)
Bobby Murcer	4/9/1981 vs. TEX (as PH - 7 th inn. off Steve Comer)
Russ Derry	4/17/1945 vs. BOS (7 th inn. off Rex Cecil)

New York Yankees Managers

MANAGER	YEARS	WON	LOST	TIED	PCT	AL TITLES	WS TITLES
Joe McCarthy	1931-46	1,460	867	21	.627	8	7
Joe Torre	1996-2007	1,173	767	2	.605	6	4
Casey Stengel	1949-60	1,149	696	6	.623	10	7
Miller Huggins	1918-29	1,067	719	10	.597	6	3
Ralph Houk	1961-63, '66-73	944	806	7	.539	3	2
Joe Girardi	2008-17	910	710	0	.562	1	1
Billy Martin	1975-78, '79, '83, '85, '88	556	385	0	.591	2	1
AARON BOONE	2018-23	509	361	0	.585	0	0
Clark Griffith	1903-08	419	370	18	.531	0	0
Buck Showalter	1992-95	313	268	1	.539	0	0
Lou Piniella	1986-87, '88	224	193	0	.537	0	0
Bill Donovan	1915-17	220	239	6	.479	0	0
Yogi Berra	1964, '84-85	192	148	2	.565	1	0
Bucky Harris	1947-48	191	117	1	.620	1	1
George Stallings	1909-10	153	138	7	.526	0	0
Bill Virdon	1974-75	142	124	0	.534	0	0
Stump Merrill	1990-91	120	155	0	.436	0	0
Frank Chance	1913-14	117	168	5	.411	0	0
Dick Howser	1978 (1 game), 1980	103	60	0	.632	0	0
Bob Lemon	1978-79, '81-82	99	73	0	.576	2	1
Gene Michael	1981, '82	92	76	0	.548	0	0
Bob Shawkey	1930	86	68	0	.558	0	0
Hal Chase	1910-11	85	78	1	.521	0	0
Johnny Keane	1965-66	81	101	0	.445	0	0
Bill Dickey	1946	57	48	0	.543	0	0
Dallas Green	1989	56	65	0	.463	0	0
Harry Wolverton	1912	50	102	1	.329	0	0
Bucky Dent	1989-90	36	53	0	.404	0	0
Clyde King	1982	29	33	0	.468	0	0
Norman "Kid" Elberfeld	1908	27	71	0	.276	0	0
Roger Peckinpaugh	1914	10	10	0	.500	0	0
Johnny Neun	1946	8	6	0	.571	0	0
Art Fletcher	1929	6	5	0	.545	0	0
TOTALS	1903-2023	10,684	8,080	88	.569	40	27



Joe McCarthy [C] is the winningest manager in Yankees history, having compiled a 1,460-867 (.627) regular season record over 16 seasons. He won seven World Series (1932, '36-39, '41, '43) in eight appearances with the club and owns the best career winning percentage of any Yankee skipper who piloted the club for at least two full seasons. In the photo above, he stands between sluggers Lou Gehrig [L] and Babe Ruth [R].

New York Yankees General Managers

Joseph Gavin (1)	1903
Abe Nahan (1)	1904-2/27/1909
Thomas Davis (2)	2/27/1909-12/5/1912
Arthur Irwin (3)	12/6/1912-1914
Harry Sparrow (3)	1/11/1915-5/7/1920
Ed Barrow (4)	10/28/1920-2/20/1945
Larry MacPhail	2/21/1945-10/7/1947
George Weiss	10/7/1947-11/2/1960
Roy Hamey	11/3/1960-10/22/1963
Ralph Houk	10/22/1963-5/7/1966
Dan Topping, Jr. (5)	5/7/1966-10/12/1966
Lee MacPhail	12/3/1966-10/23/1973
Gabe Paul (6)	11/1/1973-12/31/1977
Cedric Tallis (7)	1/1/1978-10/31/1979
Gene Michael	11/1/1979-11/20/1980
Cedric Tallis and Bill Bergesch (8)	11/21/1980-7/1/1983
Murray Cook	7/1/1983-4/9/1984
Clyde King	4/9/1984-10/9/1986
Woody Woodward	10/10/1986-10/18/1987
Lou Piniella	10/19/1987-5/29/1988
Bob Quinn	6/8/1988-3/20/1989
Syd Thrift (9)	3/21/1989-8/29/1989
Bob Quinn	8/29/1989-10/13/1989
Harding Peterson	10/18/1989-8/19/1990
Gene Michael	8/20/1990-10/22/1995
Bob Watson	10/23/1995-2/2/1998
Brian Cashman	2/3/1998-present



General Manger Bob Watson [R] celebrates with the 1996 World Series trophy after the Yankees defeated Atlanta in Game 6 at Yankee Stadium.

- (1) Held title of Secretary and handled all business affairs.
- (2) Served as Secretary through the end of 1914, however ceased control over all business matters after the arrival of Arthur Irwin on 12/6/1912.
- (3) Held title of Business Manager.
- (4) Held titles of Yankees Business Manager and Secretary until 1/17/1939 when he was named president, but performed GM duties throughout.
- (5) Served as acting GM and frequently consulted Ralph Houk.
- (6) Did not have title of general manager during points of his tenure but performed GM duties.
- (7) Al Rosen, who was team president from 3/27/1978-7/19/1979, also performed baseball operations duties typical of a GM during parts of his tenure.
- (8) Did not have title of general manager but together performed GM duties.
- (9) Formally held title of "Senior Vice President of Baseball Operations" but performed the duties of a GM. Bob Quinn served as his assistant while maintaining the General Manager title he held previous to Thrift's arrival.



Year-by-Year Results

Franchise History: 121 seasons, 58 playoff apps. (Won 27 WS, Lost 13 WS, Lost 7 ALCS, Lost 9 ALDS, Lost 2 WC Games)

AL East Winner (since Div. play in 1969): 20 times (incl. first-half win in 1981); **Wild Card:** 9 times (1995, '97, 2007, '10, '15, '17-18, '20-21)

Year	Postseason	Position	GA/GB	Won	Lost	Tied	Pct.	Manager	Attendance	Stadium
1903		Fourth	-17.0	72	62	2	.537	Clark Griffith	211,808	Hilltop Park
1904		Second	-1.5	92	59	4	.609	Clark Griffith	438,919	Hilltop Park
1905		Sixth	-21.5	71	78	3	.477	Clark Griffith	309,100	Hilltop Park
1906		Second	-3.0	90	61	4	.596	Clark Griffith	434,700	Hilltop Park
1907		Fifth	-21.0	70	78	4	.473	Clark Griffith	350,020	Hilltop Park
1908		Eighth	-39.5	51	103	1	.331	Griffith-Kid Elberfeld	305,500	Hilltop Park
1909		Fifth	-23.5	74	77	2	.490	George Stallings	501,000	Hilltop Park
1910		Second	-14.5	88	63	5	.583	Stallings-Hal Chase	355,857	Hilltop Park
1911		Sixth	-25.5	76	76	1	.500	Hal Chase	302,444	Hilltop Park
1912		Eighth	-55.0	50	102	1	.329	Harry Wolverton	242,194	Hilltop Park
1913		Seventh	-38.0	57	94	2	.377	Frank Chance	357,551	Polo Grounds
1914		T-Sixth	-30.0	70	84	3	.455	Chance-Peckinpaugh	359,477	Polo Grounds
1915		Fifth	-32.5	69	83	2	.454	Bill Donovan	256,035	Polo Grounds
1916		Fourth	-11.0	80	74	2	.519	Bill Donovan	469,211	Polo Grounds
1917		Sixth	-28.5	71	82	2	.464	Bill Donovan	330,294	Polo Grounds
1918		Fourth	-13.5	60	63	3	.488	Miller Huggins	282,047	Polo Grounds
1919		Third	-7.5	80	59	2	.576	Miller Huggins	619,164	Polo Grounds
1920		Third	-3.0	95	59	0	.617	Miller Huggins	1,289,422	Polo Grounds
1921	Lost WS	First	+4.5	98	55	0	.641	Miller Huggins	1,230,696	Polo Grounds
1922	Lost WS	First	+1.0	94	60	0	.610	Miller Huggins	1,026,134	Polo Grounds
1923	Won WS	First	+16.0	98	54	0	.645	Miller Huggins	1,007,066	Orig. Yankee Stadium
1924		Second	-2.0	89	63	1	.586	Miller Huggins	1,053,533	Orig. Yankee Stadium
1925		Seventh	-28.5	69	85	2	.448	Miller Huggins	697,267	Orig. Yankee Stadium
1926	Lost WS	First	+3.0	91	63	1	.591	Miller Huggins	1,027,095	Orig. Yankee Stadium
1927	Won WS	First	+19.0	110	44	1	.714	Miller Huggins	1,164,015	Orig. Yankee Stadium
1928	Won WS	First	+2.5	101	53	0	.656	Miller Huggins	1,072,132	Orig. Yankee Stadium
1929		Second	-18.0	88	66	0	.571	Huggins-Art Fletcher	960,148	Orig. Yankee Stadium
1930		Third	-16.0	86	68	0	.558	Bob Shawkey	1,169,230	Orig. Yankee Stadium
1931		Second	-13.5	94	59	2	.614	Joe McCarthy	912,437	Orig. Yankee Stadium
1932	Won WS	First	+13.0	107	47	2	.695	Joe McCarthy	962,320	Orig. Yankee Stadium
1933		Second	-7.0	91	59	2	.607	Joe McCarthy	728,014	Orig. Yankee Stadium
1934		Second	-7.0	94	60	0	.610	Joe McCarthy	854,682	Orig. Yankee Stadium
1935		Second	-3.0	89	60	0	.597	Joe McCarthy	657,508	Orig. Yankee Stadium
1936	Won WS	First	+19.5	102	51	2	.667	Joe McCarthy	976,913	Orig. Yankee Stadium
1937	Won WS	First	+13.0	102	52	3	.662	Joe McCarthy	998,148	Orig. Yankee Stadium
1938	Won WS	First	+9.5	99	53	5	.651	Joe McCarthy	970,916	Orig. Yankee Stadium
1939	Won WS	First	+17.0	106	45	1	.702	Joe McCarthy	859,785	Orig. Yankee Stadium
1940		Third	-2.0	88	66	1	.571	Joe McCarthy	988,975	Orig. Yankee Stadium
1941	Won WS	First	+17.0	101	53	2	.656	Joe McCarthy	964,722	Orig. Yankee Stadium
1942	Lost WS	First	+9.0	103	51	0	.669	Joe McCarthy	988,251	Orig. Yankee Stadium
1943	Won WS	First	+13.5	98	56	1	.636	Joe McCarthy	645,006	Orig. Yankee Stadium
1944		Third	-6.0	83	71	0	.539	Joe McCarthy	789,995	Orig. Yankee Stadium
1945		Fourth	-6.5	81	71	0	.533	Joe McCarthy	881,846	Orig. Yankee Stadium
1946		Third	-17.0	87	67	0	.565	McCarthy-Dickey-Neun	2,265,512	Orig. Yankee Stadium
1947	Won WS	First	+12.0	97	57	1	.630	Bucky Harris	2,178,937	Orig. Yankee Stadium
1948		Third	-2.5	94	60	0	.610	Bucky Harris	2,373,901	Orig. Yankee Stadium
1949	Won WS	First	+1.0	97	57	1	.630	Casey Stengel	2,281,676	Orig. Yankee Stadium
1950	Won WS	First	+3.0	98	56	1	.636	Casey Stengel	2,081,380	Orig. Yankee Stadium
1951	Won WS	First	+5.0	98	56	0	.636	Casey Stengel	1,950,107	Orig. Yankee Stadium
1952	Won WS	First	+2.0	95	59	0	.617	Casey Stengel	1,629,665	Orig. Yankee Stadium
1953	Won WS	First	+8.5	99	52	0	.656	Casey Stengel	1,537,811	Orig. Yankee Stadium
1954		Second	-8.0	103	51	1	.669	Casey Stengel	1,475,171	Orig. Yankee Stadium
1955	Lost WS	First	+3.0	96	58	0	.623	Casey Stengel	1,490,138	Orig. Yankee Stadium
1956	Won WS	First	+9.0	97	57	0	.680	Casey Stengel	1,491,138	Orig. Yankee Stadium
1957	Lost WS	First	+8.0	98	56	0	.636	Casey Stengel	1,497,134	Orig. Yankee Stadium
1958	Won WS	First	+10.0	92	62	1	.597	Casey Stengel	1,428,438	Orig. Yankee Stadium
1959		Third	-15.0	79	75	1	.513	Casey Stengel	1,552,030	Orig. Yankee Stadium
1960	Lost WS	First	+8.0	97	57	1	.630	Casey Stengel	1,627,349	Orig. Yankee Stadium
1961	Won WS	First	+8.0	109	53	1	.673	Ralph Houk	1,747,725	Orig. Yankee Stadium
1962	Won WS	First	+5.0	96	66	0	.593	Ralph Houk	1,493,574	Orig. Yankee Stadium
1963	Lost WS	First	+10.5	104	57	0	.646	Ralph Houk	1,308,920	Orig. Yankee Stadium
1964	Lost WS	First	+1.0	99	63	2	.611	Yogi Berra	1,305,638	Orig. Yankee Stadium
1965		Sixth	-25.0	77	85	0	.475	Johnny Keane	1,213,552	Orig. Yankee Stadium
1966		Tenth	-26.5	70	89	1	.440	Keane-Houk	1,124,648	Orig. Yankee Stadium
1967		Ninth	-20.0	72	90	1	.444	Ralph Houk	1,259,514	Orig. Yankee Stadium
1968		Fifth	-20.0	83	79	2	.512	Ralph Houk	1,185,666	Orig. Yankee Stadium
1969		Fifth	-28.5	80	81	1	.497	Ralph Houk	1,067,996	Orig. Yankee Stadium
1970		Second	-15.0	93	69	1	.574	Ralph Houk	1,136,879	Orig. Yankee Stadium
1971		Fourth	-21.0	82	80	0	.506	Ralph Houk	1,070,771	Orig. Yankee Stadium
1972		Fourth	-6.5	79	76	0	.510	Ralph Houk	966,328	Orig. Yankee Stadium
1973		Fourth	-17.0	80	82	0	.494	Ralph Houk	1,262,103	Orig. Yankee Stadium
1974		Second	-2.0	89	73	0	.549	Bill Virdon	1,273,075	Shea Stadium
1975		Third	-12.0	83	77	0	.519	Virdon-Billy Martin	1,288,048	Shea Stadium
1976	Lost WS	First	+10.5	97	62	0	.610	Billy Martin	2,012,434	Orig. Yankee Stad. (R)
1977	Won WS	First	+2.5	100	62	0	.617	Billy Martin	2,103,092	Orig. Yankee Stad. (R)
1978	Won WS	First	+1.0	100	63	0	.613	Martin-Bob Lemon	2,335,871	Orig. Yankee Stad. (R)
1979		Fourth	-13.5	89	71	0	.556	Lemon-Martin	2,537,765	Orig. Yankee Stad. (R)



Year	Postseason	Position	GA/GB	Won	Lost	Tied	Pct.	Manager	Attendance	Stadium
1980	Lost ALCS	First	+3.0	103	59	0	.636	Dick Howser	2,627,417	Orig. Yankee Stad. (R)
1981	Lost WS	First	+2.0	34	22	0	.607	Gene Michael		
		Sixth	-5.0	25	26	0	.490	Michael-Lemon	1,614,353	Orig. Yankee Stad. (R)
1982		Fifth	-16.0	79	83	0	.488	Lemon-Michael-C. King	2,041,219	Orig. Yankee Stad. (R)
1983		Third	-7.0	91	71	0	.562	Billy Martin	2,257,976	Orig. Yankee Stad. (R)
1984		Third	-17.0	87	75	0	.537	Yogi Berra	1,821,815	Orig. Yankee Stad. (R)
1985		Second	-2.0	97	64	0	.602	Berra-Martin	2,214,587	Orig. Yankee Stad. (R)
1986		Second	-5.5	90	72	0	.556	Lou Piniella	2,268,030	Orig. Yankee Stad. (R)
1987		Fourth	-9.0	89	73	0	.549	Lou Piniella	2,427,672	Orig. Yankee Stad. (R)
1988		Fifth	-3.5	85	76	0	.528	Martin-Piniella	2,633,701	Orig. Yankee Stad. (R)
1989		Fifth	-14.5	74	87	0	.460	Dallas Green-B. Dent	2,170,485	Orig. Yankee Stad. (R)
1990		Seventh	-21.0	67	95	0	.414	Dent-Stump Merrill	2,006,436	Orig. Yankee Stad. (R)
1991		Fifth	-21.0	71	91	0	.438	Stump Merrill	1,863,733	Orig. Yankee Stad. (R)
1992		T-Fourth	-20.0	76	86	0	.469	Buck Showalter	1,748,773	Orig. Yankee Stad. (R)
1993		Second	-7.0	88	74	0	.543	Buck Showalter	2,416,965	Orig. Yankee Stad. (R)
1994		First	+6.5	70	43	0	.619	Buck Showalter	1,675,556	Orig. Yankee Stad. (R)
1995	Lost ALDS	Second (WC)	-7.0	79	65	1	.549	Buck Showalter	1,705,263	Orig. Yankee Stad. (R)
1996	Won WS	First	+4.0	92	70	0	.568	Joe Torre	2,250,877	Orig. Yankee Stad. (R)
1997	Lost ALDS	Second (WC)	-2.0	96	66	0	.593	Joe Torre	2,580,445	Orig. Yankee Stad. (R)
1998	Won WS	First	+22.0	114	48	0	.704	Joe Torre	2,919,046	Orig. Yankee Stad. (R)
1999	Won WS	First	+4.0	98	64	0	.605	Joe Torre	3,292,736	Orig. Yankee Stad. (R)
2000	Won WS	First	+2.5	87	74	0	.540	Joe Torre	3,227,657	Orig. Yankee Stad. (R)
2001	Lost WS	First	+13.5	95	65	1	.594	Joe Torre	3,264,777	Orig. Yankee Stad. (R)
2002	Lost ALDS	First	+10.5	103	58	0	.640	Joe Torre	3,461,644	Orig. Yankee Stad. (R)
2003	Lost WS	First	+6.0	101	61	1	.623	Joe Torre	3,465,585	Orig. Yankee Stad. (R)
2004	Lost ALCS	First	+3.0	101	61	0	.623	Joe Torre	3,775,292	Orig. Yankee Stad. (R)
2005	Lost ALDS	T-First	0.0	95	67	0	.586	Joe Torre	4,090,692	Orig. Yankee Stad. (R)
2006	Lost ALDS	First	+10.0	97	65	0	.599	Joe Torre	4,243,780	Orig. Yankee Stad. (R)
2007	Lost ALDS	Second (WC)	-2.0	94	68	0	.580	Joe Torre	4,271,083	Orig. Yankee Stad. (R)
2008		Third	-8.0	89	73	0	.549	Joe Girardi	4,298,543	Orig. Yankee Stad. (R)
2009	Won WS	First	+8.0	103	59	0	.636	Joe Girardi	3,719,358	Yankee Stadium
2010	Lost ALCS	Second (WC)	-1.0	95	67	0	.586	Joe Girardi	3,765,807	Yankee Stadium
2011	Lost ALDS	First	+6.0	97	65	0	.599	Joe Girardi	3,653,700	Yankee Stadium
2012	Lost ALCS	First	+2.0	95	67	0	.586	Joe Girardi	3,542,406	Yankee Stadium
2013		T-Third	-12.0	85	77	0	.525	Joe Girardi	3,279,589	Yankee Stadium
2014		Second	-12.0	84	78	0	.519	Joe Girardi	3,401,624	Yankee Stadium
2015	Lost WC	Second (WC)	-6.0	87	75	0	.537	Joe Girardi	3,193,795	Yankee Stadium
2016		Fourth	-9.0	84	78	0	.519	Joe Girardi	3,063,405	Yankee Stadium
2017	Lost ALCS	Second (WC)	-2.0	91	71	0	.562	Joe Girardi	3,146,966	Yankee Stadium
2018	Lost ALDS	Second (WC)	-8.0	100	62	0	.617	Aaron Boone	3,482,865	Yankee Stadium
2019	Lost ALCS	First	+7.0	103	59	0	.636	Aaron Boone	3,304,404	Yankee Stadium
2020	Lost ALDS	Second (WC)	-7.0	33	27	0	.550	Aaron Boone	N/A	Yankee Stadium
2021	Lost WC	T-Second (WC)	-8.0	92	70	0	.568	Aaron Boone	1,959,854	Yankee Stadium
2022	Lost ALCS	First	+7.0	99	63	0	.611	Aaron Boone	3,136,207	Yankee Stadium
2023		Fourth	-19.0	82	80	0	.506	Aaron Boone	3,269,016	Yankee Stadium
Totals				10,684	8,080	88	.569			T=Tied/R=Remodeled Original Yankee Stadium



The 1923 Yankees — The first World Series-winning team in franchise history

Led by Manager Miller Huggins, the 1923 Yankees went 98-54 during the regular season before winning the first World Series in franchise history, 4-games-to-2 over the New York Giants. The season was a turning point for the Yankees in many ways, most notably because it marked the inaugural season of the original Yankee Stadium. The victory also established the Yankees as New York City's dominant team after losses to John McGraw's Giants in the prior two Fall Classics, 5-games-to-3 in 1921 and 4-games-to-0 (with one tie) in 1922.

Top Row: Doc Woods (trainer), Joe Bush, Bob Meusel, Fred Hofmann, Herb Pennock, Waite Hoyt, Bob Shawkey, Elmer Smith, Carl Mays, Oscar Roettger, Babe Ruth, Wally Pipp. **Middle Row:** Sam Jones, Whitey Witt, Everett Scott, Wally Schang, Miller Huggins (manager), Charlie O'Leary (coach), Mike McNally, Aaron Ward, Joe Dugan. **Seated:** Benny Bengough, Hinky Haines, Lou Gehrig, George Pipgras, Ernie Johnson, Mike Gazella, Harvey Hendrick.



Year-by-Year Team Hitting Statistics

YEAR	AVG	AB	R	H	HR	RBI	SB	BB	SO	E
1903	.249	4565	579	1136	18	474	160	332	465	264
1904	.259	5220	598	1354	27	499	163	312	548	275
1905	.248	4957	587	1228	23	480	200	360	537	293
1906	.264	5095	641	1345	17	528	192	331	--	272
1907	.249	5042	604	1257	15	497	206	304	--	334
1908	.236	5036	456	1187	13	372	230	288	--	337
1909	.248	4981	591	1234	16	473	187	407	--	330
1910	.248	5050	629	1252	20	492	289	464	--	285
1911	.272	5056	686	1375	25	577	270	493	--	328
1912	.259	5095	632	1320	18	502	247	463	--	382
1913	.237	4880	529	1157	8	430	203	534	617	293
1914	.229	4992	536	1144	12	416	251	577	711	238
1915	.233	4982	583	1162	31	459	198	570	668	217
1916	.246	5200	575	1277	35	492	179	516	632	225
1917	.239	5136	524	1226	27	445	136	496	535	219
1918	.257	4224	491	1085	20	406	88	367	370	161
1919	.267	4775	582	1275	45	499	101	386	479	193
1920	.280	5176	838	1448	115	747	64	539	626	194
1921	.300	5249	948	1576	134	861	89	588	567	222
1922	.287	5245	758	1504	95	674	62	497	532	157
1923	.291	5347	823	1554	105	770	69	521	516	144
1924	.289	5340	798	1516	98	734	69	478	420	156
1925	.275	5353	706	1471	110	638	67	470	482	160
1926	.289	5221	847	1508	121	794	79	642	580	210
1927	.307	5347	975	1644	158	908	50	635	605	195
1928	.296	5337	894	1578	133	817	91	562	544	194
1929	.295	5379	899	1587	142	828	51	554	518	178
1930	.309	5448	1062	1683	152	986	91	644	569	207
1931	.297	5608	1067	1667	155	990	139	748	554	169
1932	.286	5477	1002	1564	160	955	77	766	527	188
1933	.283	5274	927	1495	144	849	74	700	506	165
1934	.278	5368	842	1494	135	791	71	700	597	157
1935	.280	5214	818	1462	104	755	68	604	469	151
1936	.300	5591	1065	1676	182	995	76	700	594	163
1937	.283	5487	979	1554	174	922	60	709	607	170
1938	.274	5410	966	1480	174	917	91	749	616	169
1939	.287	5300	967	1521	166	903	72	701	543	126
1940	.259	5286	817	1371	155	757	59	648	606	152
1941	.269	5444	830	1464	151	774	51	616	565	165
1942	.269	5305	801	1429	108	744	69	591	556	142
1943	.256	5282	669	1350	100	635	46	624	562	160
1944	.264	5331	674	1410	96	631	91	523	627	156
1945	.259	5176	676	1343	93	639	64	618	567	175
1946	.248	5139	684	1275	136	649	48	627	706	150
1947	.271	5308	794	1439	115	746	27	613	581	109
1948	.278	5324	857	1480	139	806	24	620	478	120
1949	.269	5196	829	1396	115	759	58	731	539	138
1950	.282	5361	914	1511	159	863	41	687	463	119
1951	.269	5194	798	1395	140	741	78	605	547	144
1952	.267	5294	727	1411	129	672	52	566	652	127
1953	.273	5194	801	1420	139	762	34	656	644	126
1954	.268	5226	805	1400	133	747	34	650	632	126
1955	.260	5161	762	1342	175	722	55	609	658	128
1956	.270	5312	857	1433	190	788	51	515	755	136
1957	.268	5271	723	1412	145	682	49	662	709	123
1958	.268	5294	759	1418	164	715	48	537	822	128
1959	.260	5379	687	1397	153	651	45	457	828	131
1960	.260	5290	746	1377	193	699	37	537	818	129
1961	.263	5559	827	1461	240	781	28	543	785	124
1962	.267	5644	817	1509	199	791	42	584	842	131
1963	.252	5506	714	1387	188	666	42	434	808	110
1964	.253	5705	730	1442	162	688	54	520	976	109
1965	.235	5470	611	1286	149	576	35	489	951	137
1966	.235	5330	611	1254	162	569	49	485	817	142
1967	.225	5443	522	1225	100	473	63	532	1043	154
1968	.214	5310	536	1137	109	501	90	566	958	139
1969	.235	5308	562	1247	94	521	119	565	840	131
1970	.251	5492	680	1381	111	627	105	588	808	130
1971	.254	5413	648	1377	97	607	70	581	717	125
1972	.249	5168	557	1288	103	526	71	491	689	134
1973	.261	5492	641	1435	131	616	47	489	680	156
1974	.263	5524	671	1451	101	637	53	515	690	142

YEAR	AVG	AB	R	H	HR	RBI	SB	BB	SO	E
1975	.264	5415	681	1430	110	642	102	486	710	135
1976	.269	5555	730	1496	120	682	163	470	616	126
1977	.281	5605	831	1576	184	784	93	533	681	132
1978	.267	5583	735	1489	125	693	98	505	695	113
1979	.266	5421	734	1443	150	594	64	509	590	122
1980	.267	5553	820	1484	189	772	86	643	739	138
1981	.252	5329	421	889	100	403	46	391	434	72
1982	.256	5526	709	1417	161	666	69	590	719	128
1983	.273	5631	770	1535	153	728	84	533	686	139
1984	.276	5661	758	1560	130	725	62	534	673	142
1985	.267	5458	839	1458	176	793	155	620	771	126
1986	.271	5570	797	1512	188	745	139	645	911	127
1987	.262	5511	788	1445	196	749	105	604	949	102
1988	.263	5592	772	1469	148	713	146	588	935	134
1989	.269	5458	698	1470	130	657	137	502	831	122
1990	.241	5483	603	1322	147	561	119	427	1027	126
1991	.256	5541	674	1418	147	630	109	473	861	133
1992	.261	5593	733	1462	163	703	78	536	903	114
1993	.279	5615	821	1568	178	793	39	629	910	105
1994	.290	3986	670	1155	139	632	55	530	660	80
1995	.276	4947	749	1365	122	709	50	625	851	74
1996	.288	5628	871	1621	162	830	96	632	909	91
1997	.287	5710	891	1636	161	846	99	676	954	104
1998	.288	5643	965	1625	207	907	153	653	1025	98
1999	.282	5568	900	1568	193	855	104	718	977	111
2000	.277	5556	871	1541	205	833	99	631	1008	109
2001	.267	5577	804	1488	203	774	161	519	1035	109
2002	.275	5601	897	1540	223	857	100	640	1171	127
2003	.271	5605	877	1518	230	845	98	684	1042	114
2004	.268	5527	897	1483	242	863	84	700	982	99
2005	.276	5624	886	1552	229	847	84	637	989	95
2006	.285	5651	930	1608	210	902	139	649	1053	104
2007	.290	5717	968	1656	201	929	123	637	991	88
2008	.271	5572	789	1512	180	758	118	535	1015	83
2009	.283	5660	915	1604	244	881	111	663	1014	86
2010	.267	5567	859	1485	201	823	103	662	1136	69
2011	.263	5518	867	1452	222	836	147	627	1138	102
2012	.265	5524	804	1462	245	774	93	565	1176	75
2013	.242	5449	650	1325	174	614	115	466	1214	63
2014	.245	5497	633	1349	147	591	112	452	1133	92
2015	.251	5567	764	1397	212	737	63	554	1227	93
2016	.252	5458	680	1378	183	647	72	475	1188	86
2017	.262	5594	858	1463	241	821	90	616	1386	95
2018	.249	5515	851	1374	267	821	63	625	1421	94
2019	.267	5583	943	1493	306	904	55	569	1437	102
2020	.247	1915	315	473	90	301	27	251	480	48
2021	.237	5331	711	1266	222	666	63	621	1482	98
2022	.241	5422	807	1308	254	764	102	620	1391	74
2023	.227	5323	673	1207	219	650	100	557	1427	96



The 1930 Yankees finished with the highest single-season batting average (.309) and more hits (1,683) than any other team in franchise history. The club was led by Lou Gehrig [L] and Babe Ruth [R], who hit .379 and .359, respectively.



Year-by-Year Team Pitching Statistics

YEAR	W-L	ERA	CG	SHO	SV	SO	BB
1903	72-62	3.08	111	7	2	463	245
1904	92-59	2.57	123	15	1	684	311
1905	71-78	2.93	88	10	9	642	396
1906	90-61	2.78	99	18	5	605	351
1907	70-78	3.03	93	9	7	511	428
1908	51-103	3.16	91	11	6	584	457
1909	74-77	2.68	94	16	14	597	422
1910	88-63	2.59	110	14	10	654	364
1911	76-76	3.54	91	5	9	667	406
1912	50-102	4.13	109	3	3	637	436
1913	57-94	3.27	78	7	6	530	455
1914	70-84	2.81	97	5	7	563	390
1915	69-83	3.09	100	11	2	559	517
1916	80-74	2.77	83	10	18	616	476
1917	71-82	2.66	87	9	7	571	427
1918	60-63	3.03	59	9	11	369	463
1919	80-59	2.78	85	14	7	500	433
1920	95-59	3.31	88	16	11	480	420
1921	98-55	3.79	92	7	15	481	470
1922	94-60	3.39	98	7	14	458	423
1923	98-54	3.66	102	9	10	506	491
1924	89-63	3.86	76	13	13	487	522
1925	69-85	4.33	80	8	13	492	505
1926	91-63	3.86	64	4	20	486	478
1927	110-44	3.20	82	11	20	431	409
1928	101-53	3.74	82	13	21	487	452
1929	88-66	4.17	64	12	18	484	485
1930	86-68	4.88	65	7	15	572	524
1931	94-59	4.20	78	4	17	686	543
1932	107-47	3.98	95	11	15	780	561
1933	91-59	4.36	70	8	22	711	612
1934	94-60	3.76	83	13	10	656	542
1935	89-60	3.60	76	12	13	594	516
1936	102-51	4.17	77	6	21	624	663
1937	102-52	3.65	82	15	21	652	506
1938	99-53	3.91	91	11	13	567	566
1939	106-45	3.31	87	13	26	565	567
1940	88-66	3.89	76	10	14	559	511
1941	101-53	3.53	75	13	26	589	598
1942	103-51	2.91	88	18	17	558	431
1943	98-56	2.93	83	14	13	653	489
1944	83-71	3.39	78	9	13	529	532
1945	81-71	3.45	78	9	14	474	485
1946	87-67	3.13	68	17	17	653	552
1947	97-57	3.39	73	14	21	691	628
1948	94-60	3.75	62	16	24	654	641
1949	97-57	3.69	59	12	36	671	812
1950	98-56	4.15	66	12	31	712	708
1951	98-56	3.56	66	24	22	664	562
1952	95-59	3.14	72	17	27	666	581
1953	99-52	3.20	10	16	39	604	500
1954	103-51	3.26	51	16	37	655	552

YEAR	W-L	ERA	CG	SHO	SV	SO	BB
1955	96-58	3.23	52	19	33	732	688
1956	97-57	3.63	50	10	35	732	652
1957	98-56	3.00	41	13	42	810	580
1958	92-62	3.22	53	21	33	796	557
1959	79-75	3.60	38	15	28	836	594
1960	97-57	3.52	38	16	42	712	609
1961	109-53	3.46	47	14	39	866	542
1962	96-66	3.70	33	10	42	838	499
1963	104-57	3.07	59	19	31	965	476
1964	99-63	3.15	46	18	45	989	504
1965	77-85	3.28	41	11	31	1001	511
1966	70-89	3.42	29	7	32	842	443
1967	72-90	3.24	37	16	27	898	480
1968	83-79	2.79	45	14	27	831	424
1969	80-81	3.23	53	13	20	801	522
1970	93-69	3.25	36	6	49	777	451
1971	81-80	3.45	67	15	17	707	423
1972	79-76	3.05	35	19	39	625	419
1973	80-82	3.34	47	16	39	708	457
1974	89-73	3.31	53	13	24	829	528
1975	83-77	3.29	70	11	20	809	502
1976	97-62	3.19	62	15	37	448	674
1977	100-62	3.61	52	16	34	758	486
1978	100-63	3.18	39	16	36	817	478
1979	89-71	3.83	43	10	37	731	455
1980	103-59	3.58	29	15	50	845	463
1981	59-48	2.90	16	13	30	606	287
1982	79-83	3.99	24	8	39	939	491
1983	91-71	3.86	47	12	32	892	455
1984	87-75	3.78	15	12	43	992	518
1985	97-64	3.69	25	9	49	907	518
1986	90-72	4.11	13	8	58	878	492
1987	89-73	4.36	19	10	47	900	542
1988	85-76	4.25	16	4	43	861	487
1989	74-87	4.50	15	9	44	787	521
1990	67-95	4.21	15	6	41	909	618
1991	71-91	4.42	3	11	37	936	506
1992	76-86	4.21	20	9	44	851	612
1993	88-74	4.35	11	13	38	899	552
1994	70-43	4.34	8	2	31	656	398
1995	79-65	4.56	18	5	35	908	535
1996	92-70	4.65	6	9	52	1139	610
1997	96-66	3.84	11	10	51	1165	532
1998	114-48	3.82	22	16	48	1080	466
1999	98-64	4.13	6	10	50	1111	581
2000	87-74	4.76	9	6	40	1040	577
2001	95-65	4.07	7	9	57	1266	465
2002	103-58	3.82	9	11	53	1135	403
2003	101-61	4.02	8	12	49	1119	375
2004	101-61	4.69	1	5	59	1058	445
2005	95-67	4.52	8	14	46	985	463
2006	97-65	4.41	5	8	43	1019	496



Urban Shocker went 61-37 as a Yankee (1916-17, '26-28), including an 18-16 mark with a 2.84 ERA in his final full season in the Majors in 1927.


Yankees Year-by-Year Save Leaders

Year	Pitcher	W	SV
1969	.. Aker	8	11
1970	.. McDaniel	9	29
1971	.. McDaniel	5	4
.. Aker	4	4	
1972	.. Lyle	9	AL35
1973	.. Lyle	5	27
1974	.. Lyle	9	15
1975	.. Martinez	1	8
1976	.. Lyle	7	AL23
1977	.. Lyle	13	26
1978	.. Gossage	10	AL27
1979	.. Gossage	5	18
1980	.. Gossage	6	MLB33
1981	.. Gossage	3	20
1982	.. Gossage	4	30
1983	.. Gossage	13	22
1984	.. Righthetti	5	31
1985	.. Righthetti	12	29
1986	.. Righthetti	8	MLB46
1987	.. Righthetti	8	31
1988	.. Righthetti	5	25

Year	Pitcher	W	SV
1989	.. Righthetti	2	25
1990	.. Righthetti	1	36
1991	.. Farr	5	23
1992	.. Farr	2	30
1993	.. Farr	2	25
1994	.. Howe	3	15
1995	.. Wetteland	1	31
1996	.. Wetteland	2	AL43
1997	.. Rivera	6	43
1998	.. Rivera	3	36
1999	.. Rivera	4	MLB45
2000	.. Rivera	7	36
2001	.. Rivera	4	MLB50
2002	.. Rivera	1	28
2003	.. Rivera	5	40
2004	.. Rivera	4	MLB53
2005	.. Rivera	7	43
2006	.. Rivera	5	34
2007	.. Rivera	3	30
2008	.. Rivera	6	39
2009	.. Rivera	3	44

Official statistic since 1969

AL=Led AL;
MLB=Led MLB;
T=tied for AL or MLB lead



Dave Righthetti is one of three pitchers in MLB history (also Dennis Eckersley and Derek Lowe), who has led a league in saves and thrown a no-hitter. The photo above is from his 4-0, no-hitter on July 4, 1983 vs. Boston.

Year-by-Year Hitting Leaders

BATTING AVERAGE

1903 Keeler..... 318	1928 Gehrig..... 374	1953 Bauer..... 304	1978 Piniella..... 314	2003 Jeter..... 324
1904 Keeler..... 343	1929 Lazzari..... 353	1954 Noren..... 319	1979 Piniella, Jackson... 297	2004 Matsui..... 298
1905 Keeler..... 302	1930 Gehrig..... 379	1955 Mantle..... 306	1980 Watson..... 307	2005 Rodriguez..... 321
1906 Chase..... 323	1931 Ruth..... 373	1956 Mantle*..... 353	1981 Mumphy..... 307	2006 Jeter..... 343
1907 Chase..... 287	1932 Gehrig..... 349	1957 Mantle..... 365	1982 Mumphy..... 300	2007 Posada..... 338
1908 Hemphill..... 297	1933 Gehrig..... 334	1958 Mantle..... 304	1983 Baylor..... 303	2008 Damon..... 303
1909 LaPorte..... 298	1934 Gehrig*..... 363	1959 Richardson..... 301	1984 Mattingly*..... 343	2009 Jeter..... 334
1910 Knight..... 312	1935 Gehrig..... 329	1960 Skowron..... 309	1985 Mattingly..... 324	2010 Canó..... 319
1911 Cree..... 348	1936 Dickey..... 362	1961 Howard..... 348	1986 Mattingly..... 352	2011 Canó..... 302
1912 Paddock..... 288	1937 Gehrig..... 351	1962 Mantle..... 321	1987 Mattingly..... 327	2012 Jeter..... 316
1913 Cree..... 272	1938 DiMaggio..... 324	1963 Howard..... 287	1988 Winfield..... 322	2013 Canó..... 314
1914 Cook..... 282	1939 DiMaggio*..... 381	1964 Howard..... 313	1989 Sax..... 315	2014 Ellsbury..... 271
1915 Maisel..... 281	1940 DiMaggio*..... 352	1965 Tresh..... 279	1990 R. Kelly..... 285	2015 Beltrán..... 276
1916 Pipp..... 263	1941 DiMaggio..... 357	1966 Mantle..... 288	1991 Sax..... 304	2016 Gregorius..... 276
1917 Baker..... 282	1942 Gordon..... 322	1967 Clarke..... 272	1992 Mattingly..... 288	2017 Gregorius..... 287
1918 Baker..... 306	1943 Johnson..... 280	1968 White..... 267	1993 O'Neill..... 311	2018 Andújar..... 297
1919 Peckinpaugh..... 305	1944 Stirnweiss..... 319	1969 White..... 290	1994 O'Neill*..... 359	2019 LEMAHIEU..... 327
1920 Ruth..... 376	1945 Stirnweiss*..... 309	1970 Munson..... 302	1995 Boggs..... 324	2020 LEMAHIEU*..... 364
1921 Ruth..... 377	1946 DiMaggio..... 290	1971 Murcer..... 331	1996 Jeter..... 314	2021 JUDGE..... 287
1922 Pipp..... 329	1947 DiMaggio..... 315	1972 Murcer..... 292	1997 B. Williams..... 328	2022 JUDGE..... 311
1923 Ruth..... 394	1948 DiMaggio..... 320	1973 Murcer..... 304	1998 B. Williams*..... 339	2023 TORRES..... 273
1924 Ruth*..... 378	1949 Henrich..... 287	1974 Piniella..... 305	1999 Jeter..... 349	
1925 Combs..... 342	1950 Rizzuto..... 324	1975 Munson..... 318	2000 Jeter..... 339	
1926 Ruth..... 372	1951 McDougald..... 306	1976 Rivers..... 312	2001 Jeter..... 311	
1927 Gehrig..... 373	1952 Mantle..... 311	1977 Rivers..... 326	2002 B. Williams..... 333	

HITS

1903 Keeler..... 164	1928 Gehrig..... 210	1953 McDougald..... 154	1978 Munson..... 183	2003 Soriano..... 198
1904 Keeler..... 185	1929 Combs..... 202	1954 Berra..... 179	1979 Randolph, Chambliss. 155	2004 Jeter..... 188
1905 Keeler..... 169	1930 Gehrig..... 220	1955 Mantle..... 158	1980 Jackson..... 154	2005 Jeter..... 202
1906 Chase..... 193	1931 Gehrig*..... 211	1956 Mantle..... 188	1981 Winfield..... 114	2006 Jeter..... 214
1907 Chase..... 143	1932 Gehrig..... 208	1957 Mantle..... 173	1982 Randolph..... 155	2007 Jeter..... 206
1908 Hemphill..... 150	1933 Gehrig..... 198	1958 Mantle..... 158	1983 Winfield..... 169	2008 Abreu..... 180
1909 Engle..... 137	1934 Gehrig..... 210	1959 Mantle..... 154	1984 Mattingly*..... 207	2009 Jeter..... 212
1910 Chase..... 151	1935 Rolfe..... 192	1960 Skowron..... 166	1985 Mattingly..... 211	2010 Canó..... 200
1911 Cree..... 181	1936 DiMaggio..... 206	1961 Richardson..... 173	1986 Mattingly*..... 238	2011 Canó..... 188
1912 Chase..... 143	1937 DiMaggio..... 215	1962 Richardson*..... 209	1987 Mattingly..... 186	2012 Jeter*..... 216
1913 Cree..... 145	1938 Rolfe..... 196	1963 Richardson..... 167	1988 Mattingly..... 186	2013 Canó..... 190
1914 Cook..... 133	1939 Rolfe*..... 213	1964 Richardson..... 181	1989 Sax..... 205	2014 Ellsbury..... 156
1915 Maisel..... 149	1940 DiMaggio..... 179	1965 Tresh..... 168	1990 R. Kelly..... 183	2015 Headley..... 150
1916 Pipp..... 143	1941 DiMaggio..... 193	1966 Richardson..... 153	1991 Sax..... 198	2016 Castro..... 156
1917 Baker..... 156	1942 DiMaggio..... 186	1967 Clarke..... 160	1992 Mattingly..... 184	2017 Gardner..... 157
1918 Baker..... 154	1943 Johnson..... 166	1968 White..... 154	1993 Boggs..... 169	2018 Andújar..... 170
1919 Baker..... 166	1944 Stirnweiss*..... 205	1969 Clarke..... 184	1994 O'Neill..... 132	2019 LEMAHIEU..... 197
1920 Pratt..... 180	1945 Stirnweiss*..... 195	1970 White..... 180	1995 B. Williams..... 173	2020 LEMAHIEU..... 71
1921 Ruth..... 204	1946 Keller..... 148	1971 Murcer..... 175	1996 Jeter..... 183	2021 LEMAHIEU..... 160
1922 Pipp..... 190	1947 DiMaggio..... 168	1972 Murcer..... 171	1997 Jeter..... 190	2022 JUDGE..... 177
1923 Ruth..... 205	1948 DiMaggio..... 190	1973 Murcer..... 187	1998 Jeter..... 203	2023 TORRES..... 163
1924 Ruth..... 200	1949 Rizzuto..... 169	1974 Murcer..... 166	1999 Jeter*..... 219	
1925 Combs..... 203	1950 Rizzuto..... 200	1975 Munson..... 190	2000 Jeter..... 201	
1926 Ruth..... 184	1951 Berra..... 161	1976 Chambliss..... 188	2001 Jeter..... 191	
1927 Combs*..... 231	1952 Mantle..... 171	1977 Rivers..... 184	2002 Soriano*..... 209	

HOME RUNS

1903 McFarland..... 5	1928 Ruth*..... 54	1953 Berra..... 27	1978 Jackson, Nettles... 27	2003 Giambi..... 41
1904 Dougherty, Ganzel... 6	1929 Ruth*..... 46	1954 Mantle..... 27	1979 Jackson..... 29	2004 Rodriguez, Sheffield. 36
1905 Williams..... 6	1930 Ruth*..... 49	1955 Mantle*..... 37	1980 Jackson*..... 41	2005 Rodriguez*..... 48
1906 Conroy..... 4	1931 Ruth*, Gehrig*..... 46	1956 Mantle*..... 52	1981 Jackson, Nettles... 15	2006 Giambi..... 37
1907 Hoffman..... 5	1932 Ruth..... 41	1957 Mantle*..... 34	1982 Winfield..... 37	2007 Rodriguez*..... 54
1908 Niles..... 4	1933 Ruth..... 34	1958 Mantle*..... 42	1983 Winfield..... 32	2008 Rodriguez..... 35
1909 Chase, Demmitt..... 4	1934 Gehrig*..... 49	1959 Mantle..... 31	1984 Baylor..... 27	2009 Teixeira*..... 39
1910 Wolter, Cree..... 4	1935 Gehrig..... 30	1960 Mantle*..... 40	1985 Mattingly..... 35	2010 Teixeira..... 33
1911 Wolter, Cree..... 4	1936 Gehrig*..... 49	1961 Maris*..... 61	1986 Mattingly..... 31	2011 Granderson..... 41
1912 Zinn..... 6	1937 DiMaggio*..... 46	1962 Maris..... 33	1987agliarulo..... 32	2012 Granderson..... 43
1913 Wolter, Sweeney..... 2	1938 DiMaggio..... 32	1963 Howard..... 28	1988 Clark..... 27	2013 Canó..... 27
1914 Peckinpaugh..... 3	1939 DiMaggio..... 30	1964 Mantle..... 35	1989 Mattingly..... 23	2014 McCann..... 23
1915 L. Boone, Peckinpaugh. 5	1940 DiMaggio..... 31	1965 Tresh..... 26	1990 Barfield..... 25	2015 Rodriguez..... 33
1916 Pipp*..... 12	1941 Keller..... 33	1966 Pepitone..... 31	1991 Nokes..... 24	2016 Beltrán..... 22
1917 Pipp*..... 9	1942 Keller..... 26	1967 Mantle..... 22	1992 Tartabull..... 25	2017 JUDGE*..... 52
1918 Baker..... 6	1943 Keller..... 31	1968 Mantle..... 18	1993 Tartabull..... 31	2018 STANTON..... 38
1919 Baker..... 10	1944 Etten..... 22	1969 Pepitone..... 27	1994 O'Neill..... 21	2019 TORRES..... 38
1920 Ruth*..... 54	1945 Etten..... 18	1970 Murcer..... 23	1995 O'Neill..... 22	2020 Voit*..... 22
1921 Ruth*..... 59	1946 Keller..... 30	1971 Murcer..... 25	1996 B. Williams..... 29	2021 JUDGE..... 39
1922 Ruth..... 35	1947 DiMaggio..... 20	1972 Murcer..... 33	1997 Martinez..... 44	2022 JUDGE*..... 62
1923 Ruth*..... 41	1948 DiMaggio*..... 39	1973 Murcer, Nettles... 22	1998 Martinez..... 28	2023 JUDGE..... 37
1924 Ruth*..... 46	1949 Henrich..... 24	1974 Nettles..... 22	1999 Martinez..... 28	
1925 Meusel*..... 33	1950 DiMaggio..... 32	1975 Bonds..... 32	2000 B. Williams..... 30	
1926 Ruth*..... 47	1951 Berra..... 27	1976 Nettles*..... 32	2001 Martinez..... 34	
1927 Ruth*..... 60	1952 Berra..... 30	1977 Nettles..... 37	2002 Giambi..... 41	

*Tied or Led League



RBI (official statistic since 1920)

1903 Williams.....	82	1928 Gehrig*.....	147	1953 Berra.....	108	1978 Jackson.....	97	2003 Giambi.....	107
1904 Anderson.....	82	1929 Ruth.....	154	1954 Berra.....	125	1979 Jackson.....	89	2004 Sheffield.....	121
1905 Williams.....	60	1930 Gehrig*.....	173	1955 Berra.....	108	1980 Jackson.....	111	2005 Rodriguez.....	130
1906 Williams.....	77	1931 Gehrig*.....	184	1956 Mantle*.....	130	1981 Winfield.....	68	2006 Rodriguez.....	126
1907 Chasen.....	68	1932 Gehrig.....	151	1957 Mantle.....	94	1982 Winfield.....	106	2007 Rodriguez*.....	151
1908 Hemphill.....	44	1933 Gehrig.....	139	1958 Mantle.....	97	1983 Winfield.....	116	2008 Rodriguez.....	103
1909 Engle.....	71	1934 Gehrig.....	166	1959 Mantle.....	75	1984 Mattingly.....	110	2009 Teixeira*.....	122
1910 Chasen.....	73	1935 Gehrig.....	119	1960 Maris*.....	112	1985 Mattingly*.....	145	2010 Rodriguez.....	125
1911 Hartzell.....	91	1936 Gehrig.....	152	1961 Maris*.....	141	1986 Mattingly.....	113	2011 Granderson*.....	119
1912 Chasen.....	58	1937 DiMaggio.....	167	1962 Maris.....	100	1987 Mattingly.....	115	2012 Granderson.....	106
1913 Cree.....	63	1938 DiMaggio.....	140	1963 Pepitone.....	89	1988 Winfield.....	107	2013 Canó.....	107
1914 Peckinpough.....	51	1939 DiMaggio.....	126	1964 Mantle.....	111	1989 Mattingly.....	113	2014 McCann.....	75
1915 Pipp.....	58	1940 DiMaggio.....	133	1965 Tresh.....	74	1990 Barfield.....	78	2015 McCann.....	94
1916 Pipp.....	99	1941 DiMaggio*.....	125	1966 Pepitone.....	83	1991 Hall.....	80	2016 Castro, Gregorius.....	70
1917 Pipp.....	72	1942 DiMaggio.....	114	1967 Pepitone.....	64	1992 Mattingly.....	86	2017 JUDGE.....	114
1918 Baker.....	68	1943 Etten.....	107	1968 White.....	62	1993 Tartabull.....	102	2018 STANTON.....	100
1919 Baker.....	78	1944 Lindell.....	103	1969 Murcer.....	82	1994 O'Neill.....	83	2019 LEMAHIEU.....	102
1920 Ruth*.....	136	1945 Etten*.....	111	1970 White.....	94	1995 O'Neill.....	96	2020 Voit.....	52
1921 Ruth*.....	168	1946 Keller.....	100	1971 Murcer.....	94	1996 Martinez.....	117	2021 JUDGE.....	98
1922 Ruth.....	99	1947 Henrich.....	98	1972 Murcer.....	96	1997 Martinez.....	141	2022 JUDGE*.....	131
1923 Ruth*.....	130	1948 DiMaggio*.....	155	1973 Murcer.....	95	1998 Martinez.....	123	2023 JUDGE.....	75
1924 Ruth.....	121	1949 Berra.....	91	1974 Murcer.....	88	1999 B. Williams.....	115		
1925 Meusel*.....	136	1950 Berra.....	124	1975 Munson.....	102	2000 B. Williams.....	121		
1926 Ruth*.....	153	1951 Berra.....	88	1976 Munson.....	105	2001 Martinez.....	113		
1927 Gehrig*.....	173	1952 Berra.....	98	1977 Jackson.....	110	2002 Giambi.....	122		

RUNS

1903 Keeler.....	98	1928 Ruth*.....	163	1953 Mantle.....	105	1978 Randolph.....	87	2003 Soriano.....	114
1904 Dougherty*.....	80	1929 Gehrig.....	127	1954 Mantle*.....	128	1979 Randolph.....	98	2004 Sheffield.....	117
1905 Keeler.....	81	1930 Ruth.....	150	1955 Mantle.....	121	1980 Randolph.....	99	2005 Rodriguez*.....	124
1906 Keeler.....	96	1931 Gehrig*.....	163	1956 Mantle*.....	132	1981 Randolph.....	59	2006 Jeter.....	118
1907 Hoffman.....	81	1932 Combs.....	143	1957 Mantle*.....	121	1982 Randolph.....	85	2007 Rodriguez*.....	143
1908 Hemphill.....	62	1933 Gehrig*.....	138	1958 Mantle*.....	127	1983 Winfield.....	99	2008 Rodriguez.....	104
1909 Demmitt.....	68	1934 Gehrig.....	128	1959 Mantle.....	104	1984 Winfield.....	106	2009 Damon, Jeter.....	107
1910 Daniels.....	68	1935 Gehrig*.....	125	1960 Mantle*.....	119	1985 Henderson*.....	146	2010 Teixeira*.....	113
1911 Cree.....	90	1936 Gehrig*.....	167	1961 Maris*.....	132	1986 Henderson*.....	130	2011 Granderson*.....	136
1912 Daniels.....	72	1937 DiMaggio*.....	151	1962 Richardson.....	99	1987 Randolph.....	96	2012 Canó.....	105
1913 Hartzell.....	60	1938 Rolfe.....	132	1963 Tresh.....	91	1988 Henderson.....	118	2013 Canó, Gardner.....	81
1914 Maisel.....	78	1939 Rolfe*.....	139	1964 Mantle.....	91	1989 Sax.....	88	2014 Gardner.....	87
1915 Maisel.....	77	1940 Gordon.....	112	1965 Tresh.....	94	1990 R. Kelly.....	85	2015 Gardner.....	94
1916 Pipp.....	70	1941 DiMaggio.....	122	1966 Pepitone.....	85	1991 Sax.....	85	2016 Gardner.....	80
1917 Pipp.....	82	1942 DiMaggio.....	123	1967 Clarke.....	74	1992 Mattingly.....	89	2017 JUDGE*.....	128
1918 Baker, Pratt.....	65	1943 Keller.....	97	1968 White.....	89	1993 Tartabull.....	87	2018 STANTON.....	102
1919 Peckinpough.....	89	1944 Stirnweiss*.....	125	1969 Clarke, Murcer.....	82	1994 B. Williams.....	80	2019 LEMAHIEU.....	109
1920 Ruth*.....	158	1945 Stirnweiss*.....	107	1970 White.....	109	1995 B. Williams.....	93	2020 LEMAHIEU, Voit.....	41
1921 Ruth*.....	177	1946 Keller.....	98	1971 Murcer.....	94	1996 B. Williams.....	108	2021 JUDGE.....	89
1922 Witt.....	98	1947 Henrich.....	109	1972 Murcer*.....	102	1997 Jeter.....	116	2022 JUDGE*.....	133
1923 Ruth*.....	151	1948 Henrich*.....	138	1973 White.....	88	1998 Jeter*.....	127	2023 TORRES.....	90
1924 Ruth*.....	143	1949 Rizzuto.....	110	1974 Maddox.....	75	1999 Jeter.....	134		
1925 Combs.....	117	1950 Rizzuto.....	125	1975 Bonds.....	93	2000 Jeter.....	119		
1926 Ruth*.....	139	1951 Berra.....	92	1976 White*.....	104	2001 Jeter.....	110		
1927 Ruth*.....	158	1952 Berra.....	97	1977 Nettles.....	99	2002 Soriano*.....	128		

DOUBLES

1903 Williams.....	30	1928 Gehrig*.....	47	1953 McDougald.....	27	1978 Piniella.....	34	2003 Matsui.....	42
1904 Williams.....	31	1929 Lazzeri.....	37	1954 Berra.....	28	1979 Chambliss.....	27	2004 Jeter.....	44
1905 Williams.....	20	1930 Gehrig.....	42	1955 Mantle.....	25	1980 Cerone.....	30	2005 Matsui.....	45
1906 Williams.....	25	1931 Lary.....	36	1956 Berra.....	29	1981 Winfield.....	25	2006 Canó.....	41
1907 Chasen.....	23	1932 Gehrig.....	42	1957 Mantle.....	28	1982 Humphrey, Winfield.....	24	2007 Posada.....	42
1908 Conroy.....	22	1933 Gehrig.....	41	1958 Bauer, Skowron.....	22	1983 Baylor.....	33	2008 Abreu.....	39
1909 Engle.....	20	1934 Gehrig.....	40	1959 Berra, Kubek.....	25	1984 Mattingly*.....	44	2009 Canó.....	48
1910 Knight.....	25	1935 Chapman.....	38	1960 Skowron.....	34	1985 Mattingly*.....	48	2010 Canó.....	41
1911 Chasen.....	33	1936 DiMaggio.....	44	1961 Kubek.....	38	1986 Mattingly*.....	53	2011 Canó.....	46
1912 Daniels.....	25	1937 Gehrig.....	37	1962 Richardson.....	38	1987 Mattingly.....	38	2012 Canó.....	48
1913 Cree.....	25	1938 Rolfe.....	36	1963 Tresh.....	28	1988 Mattingly, Winfield.....	37	2013 Canó.....	41
1914 Maisel.....	25	1939 Rolfe*.....	46	1964 Howard.....	27	1989 Mattingly.....	37	2014 Ellsbury.....	27
1915 Pipp.....	20	1940 Gordon.....	32	1965 Tresh.....	29	1990 R. Kelly.....	32	2015 Beltrán.....	34
1916 Baker.....	23	1941 DiMaggio.....	43	1966 Boyer.....	22	1991 Sax.....	38	2016 Gregorius.....	32
1917 Pipp.....	29	1942 Henrich.....	30	1967 Tresh.....	23	1992 Mattingly.....	40	2017 Headley.....	30
1918 Baker.....	25	1943 Etten.....	35	1968 White.....	20	1993 O'Neill.....	34	2018 Andújar.....	47
1919 Pratt, Bodie.....	27	1944 Stirnweiss.....	35	1969 White.....	30	1994 B. Williams.....	29	2019 Urshela.....	34
1920 Meusel.....	40	1945 Stirnweiss.....	32	1970 White.....	30	1995 Mattingly.....	32	2020 Urshela.....	11
1921 Ruth.....	44	1946 Keller.....	29	1971 Murcer.....	25	1996 O'Neill.....	35	2021 JUDGE, LEMAHIEU.....	24
1922 Pipp.....	32	1947 Henrich.....	35	1972 Murcer.....	30	1997 O'Neill.....	42	2022 Donaldson, JUDGE, TORRES.....	28
1923 Ruth.....	45	1948 Henrich.....	42	1973 Murcer, Munson.....	29	1998 O'Neill.....	40	2023 TORRES.....	28
1924 Meusel.....	40	1949 Rizzuto.....	22	1974 Maddox, Piniella.....	26	1999 O'Neill.....	39		
1925 Combs.....	36	1950 Rizzuto.....	36	1975 Chambliss.....	38	2000 B. Williams, Martinez.....	37		
1926 Gehrig.....	47	1951 McDougald.....	23	1976 Chambliss.....	32	2001 B. Williams.....	38		
1927 Gehrig*.....	52	1952 Mantle.....	37	1977 Jackson.....	39	2002 Soriano.....	51		

*Tied or Led League



TRIPLES

1903 Williams, Conroy . . . 12	1928 Combs* 21	1954 Mantle 12	1978 Rivers 8	2003 Soriano 5
1904 Anderson, Conroy . 12	1929 Combs 15	1955 Mantle*, Carey* . 11	1979 Randolph 13	2004 Lofton 7
1905 Conroy 11	1930 Combs* 22	1956 Bauer 7	1980 Randolph 7	2005 Jeter 5
1906 Chase, Conroy . . . 10	1931 Gehrig 15	1957 Bauer*, McDougald* . 9	1981 Mumphyrey 5	2006 Damon 5
1907 Conroy, LaPorte, Williams 11	1932 Lazzeri 16	1958 Bauer 6	1982 Mumphyrey 10	2007 Cabrera 8
1908 Hemphill 9	1933 Combs 16	1959 McDougald 8	1983 Winfield 8	2008 Damon 5
1909 Demmitt 12	1934 Chapman* 13	1960 Maris 7	1984 Moreno 6	2009 Gardner 6
1910 Cree 16	1935 Selkirk 12	1961 Mantle, Kubek . . . 6	1985 Winfield 6	2010 Gardner, Granderson . . 7
1911 Cree 22	1936 DiMaggio*, Rolfe* . 15	1962 Skowron 6	1986 Henderson, Winfield . 5	2011 Granderson 10
1912 Hartzell, Daniels . . 7	1937 DiMaggio 15	1963 Howard, Richardson . 6	1987 Henderson, Pagliarulo . 3	2012 Granderson 4
1913 Beckinpough 11	1938 DiMaggio 13	1964 Tresh, Boyer 5	1988 Washington 3	2013 Gardner* 10
1914 Maisel, Hartzell . . . 9	1939 Rolfe 10	1965 Tresh, Boyer 6	1989 R. Kelly, Sax, Slaughter . 3	2014 Gardner 8
1915 Pipp 13	1940 Keller 15	1966 Boyer, Clarke, Tresh, Pepitone 4	1990 R. Kelly 4	2015 Gardner 3
1916 Pipp 14	1941 DiMaggio 11	1967 Pepitone, Smith, Tresh, Whitaker 3	1991 B. Williams, P. Kelly . . 4	2016 Gardner 6
1917 Pipp 12	1942 DiMaggio 13	1968 White, Robinson . . 7	1992 Hall 3	2017 Ellsbury, C. Frazier, Gardner . 4
1918 Pipp 9	1943 Lindell* 12	1969 Clarke 7	1993 B. Williams 4	2018 Gardner 7
1919 Pipp 10	1944 Stirmweiss*, Lindell* . 16	1970 Kenney 7	1994 Polonia 6	2019 Gardner 7
1920 Pipp 14	1945 Stirmweiss* 22	1971 Clarke, White 7	1995 B. Williams 9	2020 LEMAHIEU, Hicks . . . 2
1921 Ruth, Meusel 16	1946 Keller 14	1972 Murcer 7	1996 B. Williams 7	2021 Gardner 4
1922 Meusel 11	1947 Henrich* 13	1973 Munson 4	1997 Jeter 7	2022 Hicks 2
1923 Ruth 13	1948 Henrich* 14	1974 White 8	1998 Jeter 8	2023 VOLPE 4
1924 Pipp* 19	1949 Rizzuto, Woodling . 7	1975 White 5	1999 Jeter 8	
1925 Combs 13	1950 Bauer, DiMaggio . 10	1976 Rivers 5	2000 B. Williams 6	
1926 Gehrig* 20	1951 Woodling 8	1977 Rivers 5	2001 Jeter, Soriano, Knoblauch . 3	
1927 Combs* 23	1952 Rizzuto 10	1978 Rivers 5	2002 Soriano, Spencer, B. Williams, Wilson . . . 2	
	1953 McDougald 7	1979 Randolph 11		

STOLEN BASES

1903 Conroy 33	1928 Lazzeri 15	1953 Mantle 8	1978 Randolph 36	2003 Soriano 35
1904 Conroy 30	1929 Combs, Lazzeri . . 11	1954 Mantle, Carey . . . 5	1979 Randolph 33	2004 Rodriguez 28
1905 Fultz 44	1930 Combs 16	1955 Hunter 9	1980 Randolph 30	2005 Womack 27
1906 Hoffman 33	1931 Chapman* 61	1956 Mantle 10	1981 Randolph 14	2006 Jeter 34
1907 Conroy 41	1932 Chapman* 38	1957 Mantle 16	1982 Randolph 16	2007 Damon 27
1908 Hemphill 42	1933 Chapman* 27	1958 Mantle 18	1983 Randolph, Mumphyrey . 14	2008 Damon 29
1909 Austin 30	1934 Chapman 26	1959 Mantle 21	1984 Moreno 20	2009 Jeter 30
1910 Daniels 41	1935 Chapman 17	1960 Mantle 14	1985 Henderson* 80	2010 Gardner 47
1911 Cree 48	1936 Crossetti 18	1961 Mantle 12	1986 Henderson* 87	2011 Gardner* 49
1912 Daniels 37	1937 Crossetti 13	1962 Richardson 11	1987 Henderson 41	2012 Suzuki 14
1913 Daniels 28	1938 Crossetti* 27	1963 Richardson 15	1988 Henderson 93	2013 Gardner 24
1914 Maisel* 74	1939 Selkirk 12	1964 Tresh 13	1989 Sax 43	2014 Ellsbury 39
1915 Maisel 51	1940 Gordon 18	1965 Richardson 7	1990 Sax 43	2015 Ellsbury 21
1916 Magee 29	1941 Rizzuto 14	1966 White 14	1991 R. Kelly 32	2016 Ellsbury 20
1917 Magee 29	1942 Rizzuto 22	1967 Clarke 21	1992 R. Kelly 28	2017 Gardner 23
1918 Bodie 16	1943 Stirmweiss 11	1968 Clarke, White 20	1993 P. Kelly 14	2018 Gardner 16
1919 Pratt 22	1944 Stirmweiss* 55	1969 Clarke 33	1994 Polonia 20	2019 Gardner 10
1920 Ruth 14	1945 Stirmweiss* 33	1970 Clarke, White 23	1995 Polonia 10	2020 Tauchman 6
1921 Meusel, Pipp, Ruth . 17	1946 Stirmweiss 18	1971 Clarke 17	1996 B. Williams 17	2021 Wade 17
1922 Meusel 13	1947 Rizzuto 11	1972 White 23	1997 Jeter 23	2022 Kiner-Falefa 22
1923 Ruth 17	1948 Rizzuto 6	1973 White 16	1998 Knoblauch 31	2023 VOLPE 24
1924 Meusel 26	1949 Rizzuto 18	1974 White 15	1999 Knoblauch 28	
1925 Paschal 14	1950 Rizzuto 12	1975 Bonds 30	2000 Jeter 22	
1926 Meusel 16	1951 Rizzuto 18	1976 Rivers 43	2001 Soriano 43	
1927 Meusel 24	1952 Rizzuto 17	1977 Rivers 22	2002 Soriano* 41	

Year-by-Year Pitching Leaders

WINS

1903 Chesbro 21-15	1929 Pipgras 18-12	1956 Ford 19-6	1980 John 22-9	2006 Wang* 19-6
1904 Chesbro* 41-12	1930 Pipgras, Ruffing . . 15-15, 15-5	1957 Sturdivant 16-6	1981 Guidry 11-5	2007 Wang 19-7
1905 Chesbro 19-15	1931 Gomez 21-9	1958 Turley* 21-7	1982 Guidry 14-8	2008 Mussina 20-9
1906 Orth* 27-17	1932 Gomez 24-7	1959 Ford 16-10	1983 Guidry 21-9	2009 Sabathia* 19-8
1907 Orth 14-21	1933 Gomez 16-10	1960 Ditmar 15-9	1984 Niekro 16-8	2010 Sabathia* 21-7
1908 Chesbro 14-20	1934 Gomez* 26-5	1961 Ford* 25-4	1985 Guidry* 22-6	2011 Sabathia 19-8
1909 Lake 14-11	1935 Ruffing 16-11	1962 Terry* 23-12	1986 Rasmussen 18-6	2012 Hughes, Kuroda 16-13, 16-11
1910 Ford 26-6	1936 Ruffing 20-12	1963 Ford* 24-7	1987 Rhoden 16-10	2013 Sabathia 14-13
1911 Ford 22-11	1937 Gomez* 21-11	1964 Bouton 18-13	1988 Candelaria 13-7	2014 Tanaka 13-5
1912 Ford 13-21	1938 Ruffing* 21-7	1965 Stottlemyre 20-9	1989 Hawkins 15-15	2015 Eovaldi 14-3
1913 Fisher, Ford 12-12	1939 Ruffing 21-7	1966 Stottlemyre, Peterson 12-20, 12-11	1990 Gutterman 11-7	2016 Tanaka 14-4
1914 Caldwell 17-9	1940 Ruffing 15-12	1967 Stottlemyre 15-15	1991 Sanderson 16-10	2017 Sabathia, Severino 14-5, 14-6
1915 Caldwell 19-16	1941 Ruffing, Gomez . . . 15-6, 15-5	1968 Stottlemyre 20-14	1992 M. Perez 13-16	2018 Severino 19-8
1916 Shawkey 24-14	1942 Bonham 21-5	1969 Stottlemyre 20-14	1993 Key 18-6	2019 German 18-4
1917 Caldwell, Shawkey 13-16, 13-15	1943 Chandler* 20-4	1970 Peterson 20-11	1994 Key* 17-4	2020 COLE 7-3
1918 Mognidge 16-13	1944 Borowy 17-12	1971 Stottlemyre 16-12	1995 McDowell 15-10	2021 COLE 16-8
1919 Shawkey 20-11	1945 Bevens 13-9	1972 Peterson 17-15	1996 Pettitte* 21-8	2022 Tailon 14-5
1920 Mays 26-11	1946 Chandler 20-8	1973 Stottlemyre 16-16	1997 Pettitte 18-7	2023 COLE 15-4
1921 Mays* 27-9	1947 Reynolds 19-8	1974 Dobson, Medich 19-15, 19-15	1998 Cone* 20-7	
1922 Bush 26-7	1948 Raschi 19-8	1975 Hunter* 23-14	1999 O. Hernandez 17-9	
1923 Jones 21-8	1949 Raschi 21-10	1976 Figueroa 19-10	2000 Pettitte 19-9	
1924 Penneck 21-9	1950 Raschi 21-8	1977 Guidry, Figueroa 16-7, 16-11	2001 Clemens 20-3	
1925 Penneck 16-17	1951 Raschi, Lopat . . . 21-10, 21-9	1978 Guidry* 14-8, 14-10	2002 Wells 19-7	
1926 Penneck 23-11	1952 Reynolds 20-8	1979 John 21-9	2003 Pettitte 21-8	
1927 Hoyt* 22-7	1953 Ford 18-6		2004 Lieber, Vazquez 14-8, 14-10	
1928 Pipgras* 24-13	1954 Grim 20-6			
	1955 Ford* 18-7			

* Tied or Led League



INNINGS PITCHED

1903 Chesbro..... 323.0	1928 Pipgras..... 302.0	1953 Ford..... 207.0	1978 Guidry..... 274.0	2003 Mussina..... 214.2
1904 Chesbro*..... 455.0	1929 Pipgras*..... 225.0	1954 Ford..... 211.0	1979 John..... 276.0	2004 Vazquez..... 198.0
1905 Orth..... 305.0	1930 Pipgras..... 221.0	1955 Ford..... 254.0	1980 John..... 265.0	2005 Johnson..... 225.2
1906 Orth*..... 339.0	1931 Gomez..... 242.0	1956 Ford..... 226.0	1981 May..... 148.0	2006 Wang..... 218.0
1907 Orth..... 249.0	1932 Gomez..... 265.0	1957 Sturdivant..... 202.0	1982 Guidry..... 222.0	2007 Pettitte..... 215.1
1908 Chesbro..... 289.0	1933 Gomez Ruffing..... 235.0	1958 Turley..... 245.0	1983 Guidry..... 250.1	2008 Pettitte..... 204.0
1909 Warhop..... 243.0	1934 Gomez*..... 282.0	1959 Ford..... 204.0	1984 Niekro..... 215.0	2009 Sabathia..... 230.0
1910 Ford..... 300.0	1935 Gomez..... 246.0	1960 Ditmar..... 200.0	1985 Guidry..... 259.2	2010 Sabathia..... 237.2
1911 Ford..... 281.0	1936 Ruffing..... 271.0	1961 Ford*..... 283.0	1986 Rasmussen..... 202.0	2011 Sabathia..... 237.1
1912 Ford..... 292.0	1937 Gomez..... 278.0	1962 Terry*..... 299.0	1987 John..... 187.2	2012 Kuroda..... 219.2
1913 Fisher..... 246.0	1938 Ruffing..... 247.0	1963 Ford*..... 269.0	1988 Rhoden..... 197.0	2013 Sabathia..... 211.0
1914 Warhop..... 217.0	1939 Ruffing..... 233.0	1964 Bouton..... 271.0	1989 Hawkins..... 208.1	2014 Kuroda..... 199.0
1915 Caldwell..... 303.0	1940 Ruffing..... 226.0	1965 Stottlemire*..... 291.0	1990 Leary..... 208.0	2015 Sabathia..... 167.1
1916 Shawkey..... 278.0	1941 Russo..... 210.0	1966 Stottlemire..... 251.0	1991 Sanderson..... 208.0	2016 Tanaka..... 199.2
1917 Shawkey..... 236.0	1942 Bonham..... 226.0	1967 Stottlemire..... 255.0	1992 M. Perez..... 247.2	2017 Severino..... 193.1
1918 Mogridge..... 239.0	1943 Chandler..... 253.0	1968 Stottlemire..... 279.0	1993 Key..... 236.2	2018 Severino..... 191.1
1919 Quinn..... 266.0	1944 Borowy..... 253.0	1969 Stottlemire..... 303.0	1994 Key..... 168.0	2019 Tanaka..... 182.0
1920 Mays..... 312.0	1945 Bevens..... 184.0	1970 Stottlemire..... 271.0	1995 McDowell..... 217.2	2020 COLE..... 73.0
1921 Mays*..... 336.0	1946 Chandler..... 257.0	1971 Peterson..... 274.0	1996 Pettitte..... 221.0	2021 COLE..... 181.1
1922 Shawkey..... 300.0	1947 Reynolds..... 242.0	1972 Stottlemire..... 260.0	1997 Pettitte..... 240.1	2022 COLE..... 200.2
1923 Bush..... 275.0	1948 Reynolds..... 236.0	1973 Stottlemire..... 273.0	1998 Pettitte..... 216.1	2023 COLE..... 209.0
1924 Pennock..... 286.0	1949 Raschi..... 275.0	1974 Dobson..... 281.0	1999 O. Hernandez..... 214.1	
1925 Pennock*..... 276.0	1950 Raschi..... 257.0	1975 Hunter*..... 328.0	2000 Pettitte..... 204.2	
1926 Pennock..... 266.0	1951 Raschi..... 258.0	1976 Hunter..... 299.0	2001 Mussina..... 228.2	
1927 Hoyt..... 256.0	1952 Reynolds..... 244.0	1977 Figueroa..... 239.0	2002 Mussina..... 215.2	

ERA (Qualifiers only/ Official statistic in AL since 1913)

1903 Griffith..... 2.70	1928 Pennock..... 2.56	1953 Lopat*..... 2.43	1978 Guidry*..... 1.74	2003 Mussina..... 3.40
1904 Chesbro..... 1.82	1929 Sherid..... 3.49	1954 Ford..... 2.82	1979 Guidry*..... 2.78	2004 Lieber..... 4.33
1905 Chesbro..... 2.20	1930 Pipgras..... 4.11	1955 Ford..... 2.62	1980 May*..... 2.46	2005 Johnson..... 3.79
1906 Clarkson..... 2.32	1931 Gomez..... 2.63	1956 Ford*..... 2.47	1981 Righetti..... 2.05	2006 Mussina..... 3.51
1907 Chesbro..... 2.53	1932 Ruffing..... 3.09	1957 Shantz*..... 2.45	1982 John..... 3.69	2007 Wang..... 3.70
1908 Chesbro..... 2.93	1933 Gomez..... 3.18	1958 Ford*..... 2.01	1983 Guidry..... 3.42	2008 Mussina..... 3.37
1909 Lake..... 1.88	1934 Gomez*..... 2.33	1959 Ditmar..... 2.90	1984 Niekro..... 3.09	2009 Sabathia..... 3.37
1910 Ford..... 1.65	1935 Ruffing..... 3.12	1960 Ditmar..... 3.06	1985 Guidry..... 3.27	2010 Sabathia..... 3.18
1911 Ford..... 2.28	1936 Pearson..... 3.71	1961 Stafford..... 2.68	1986 Rasmussen..... 3.88	2011 Sabathia..... 3.00
1912 McConnell..... 2.75	1937 Gomez*..... 2.33	1962 Ford..... 2.90	1987 Rhoden..... 3.86	2012 Kuroda..... 3.32
1913 Caldwell..... 2.43	1938 Ruffing..... 3.32	1963 Bouton..... 2.53	1988 Rhoden..... 4.29	2013 Kuroda..... 3.31
1914 Caldwell..... 1.94	1939 Ruffing..... 2.94	1964 Ford..... 2.13	1989 Hawkins..... 4.80	2014 Kuroda..... 3.71
1915 Fisher..... 2.10	1940 Russo..... 3.29	1965 Stottlemire..... 2.63	1990 Leary..... 4.11	2015 Sabathia..... 4.73
1916 Cullop..... 2.05	1941 Russo..... 3.09	1966 Peterson..... 3.31	1991 Sanderson..... 3.81	2016 Tanaka..... 3.07
1917 Shawkey..... 2.44	1942 Bonham..... 2.27	1967 Downing..... 2.63	1992 M. Perez..... 2.87	2017 Severino..... 2.98
1918 Mogridge..... 2.27	1943 Chandler*..... 1.64	1968 Bahnsen..... 2.06	1993 Key..... 3.00	2018 Severino..... 3.39
1919 Mogridge..... 2.50	1944 Borowy..... 2.63	1969 Peterson..... 2.55	1994 Key..... 3.27	2019 Tanaka..... 4.45
1920 Shawkey..... 2.45	1945 Bonham..... 3.28	1970 Peterson..... 2.91	1995 Cone..... 3.82	2020 COLE..... 2.84
1921 Mays..... 3.04	1946 Chandler..... 2.10	1971 Stottlemire..... 2.87	1996 Pettitte..... 3.87	2021 COLE..... 3.23
1922 Shawkey..... 2.91	1947 Chandler*..... 2.46	1972 Kline..... 2.40	1997 Cone..... 2.82	2022 COLE..... 3.50
1923 Hoyt..... 3.01	1948 Shea..... 3.41	1973 Medich..... 2.95	1998 Wells..... 3.49	2023 COLE*..... 2.63
1924 Pennock..... 2.83	1949 Lopat..... 3.27	1974 Dobson..... 3.07	1999 Cone..... 3.44	
1925 Pennock..... 2.96	1950 Lopat..... 3.47	1975 Hunter..... 2.58	2000 Clemens..... 3.70	
1926 Shocker..... 3.38	1951 Lopat..... 2.91	1976 Figueroa..... 3.01	2001 Mussina..... 3.15	
1927 W. Moore*..... 2.28	1952 Reynolds*..... 2.07	1977 Guidry..... 2.82	2002 Wells..... 3.75	

STRIKEOUTS

1903 Chesbro..... 147	1928 Pipgras..... 138	1953 Ford..... 110	1978 Guidry..... 248	2003 Mussina..... 195
1904 Chesbro..... 239	1929 Pipgras..... 125	1954 Ford..... 126	1979 Guidry..... 201	2004 Vazquez..... 150
1905 Chesbro..... 156	1930 Ruffing..... 117	1955 Turley..... 110	1980 Guidry..... 166	2005 Johnson..... 211
1906 Chesbro..... 152	1931 Gomez..... 150	1956 Ford..... 210	1981 Guidry..... 104	2006 Johnson, Mussina..... 172
1907 Doyle..... 94	1932 Ruffing*..... 190	1957 Turley..... 152	1982 Righetti..... 163	2007 Pettitte..... 141
1908 Chesbro..... 124	1933 Gomez*..... 164	1958 Turley..... 168	1983 Righetti..... 169	2008 Pettitte..... 158
1909 Lake..... 117	1934 Gomez*..... 158	1959 Ford..... 114	1984 Niekro..... 136	2009 Sabathia..... 197
1910 Ford..... 209	1935 Gomez..... 138	1960 Terry..... 92	1985 Niekro..... 149	2010 Sabathia..... 197
1911 Ford..... 158	1936 Pearson..... 118	1961 Ford..... 209	1986 Guidry..... 140	2011 Sabathia..... 230
1912 Ford..... 112	1937 Gomez*..... 194	1962 Terry..... 176	1987 Rhoden..... 107	2012 Sabathia..... 197
1913 Fisher..... 92	1938 Gomez..... 129	1963 Ford..... 189	1988 Candelaria..... 121	2013 Sabathia..... 175
1914 Keating..... 109	1939 Gomez..... 102	1964 Downing*..... 217	1989 Hawkins..... 98	2014 Kuroda..... 146
1915 Caldwell..... 130	1940 Ruffing..... 97	1965 Downing..... 179	1990 Leary..... 138	2015 Pineda..... 156
1916 Shawkey..... 122	1941 Russo..... 105	1966 Downing..... 152	1991 Sanderson..... 130	2016 Pineda..... 207
1917 Caldwell..... 102	1942 Borowy..... 85	1967 Downing..... 171	1992 M. Perez..... 218	2017 Severino..... 230
1918 Love..... 95	1943 Chandler..... 134	1968 Bahnsen..... 162	1993 Key..... 173	2018 Severino..... 220
1919 Shawkey..... 123	1944 Borowy..... 107	1969 Peterson..... 150	1994 M. Perez..... 109	2019 Paxton..... 186
1920 Shawkey..... 126	1945 Bevens..... 76	1970 Stottlemire..... 127	1995 McDowell..... 157	2020 COLE..... 94
1921 Shawkey..... 126	1946 Chandler..... 138	1971 Peterson..... 139	1996 Pettitte..... 162	2021 COLE..... 243
1922 Shawkey..... 133	1947 Reynolds..... 129	1972 Stottlemire..... 110	1997 Cone..... 222	2022 COLE*..... 257
1923 Bush, Shawkey..... 125	1948 Raschi..... 124	1973 Medich..... 145	1998 Cone..... 209	2023 COLE..... 222
1924 Shawkey..... 114	1949 Byrne..... 129	1974 Dobson..... 157	1999 Cone..... 177	
1925 Jones..... 92	1950 Reynolds..... 160	1975 Hunter..... 177	2000 Clemens..... 188	
1926 Pennock..... 78	1951 Raschi*..... 164	1976 Hunter..... 173	2001 Mussina..... 214	
1927 Hoyt..... 86	1952 Reynolds*..... 160	1977 Guidry..... 176	2002 Clemens..... 192	

*Tied or Led League





YANKEES ON YES

2024 BROADCAST SCHEDULE



MARCH/APRIL

SUN	MON	TUE	WED	THU	FRI	SAT
				H ²⁸ 4:10 FOX	H ²⁹ 8:10 FOX	H ³⁰ 7:15 FOX
H ³¹ 2:10 FOX	A ¹ 9:40 FOX	A ² 9:40 FOX	A ³ 9:40 FOX		A ⁴ 1:05 FOX	A ⁵ 7:05 FOX
A ⁶ 1:35 FOX	M ⁷ 2:05 FOX	M ⁸ 7:05 FOX	M ⁹ 7:05 FOX		C ¹⁰ 7:10 FOX	C ¹¹ 6:10 FOX
C ¹² 1:40 FOX	A ¹³ 7:07 FOX	A ¹⁴ 7:07 FOX	A ¹⁵ 3:07 FOX		TB ¹⁶ 7:05 FOX	TB ¹⁷ 1:05 FOX
TB ¹⁸ 1:35 FOX	A ^s ¹⁹ 1:05 FOX	A ^s ²⁰ 7:05 FOX	A ^s ²¹ 7:05 FOX	A ^s ²² 7:05 FOX	W ²³ 8:10 FOX	W ²⁴ 7:10 FOX
W ²⁵ 2:10 FOX	O ²⁶ 6:35 FOX	O ²⁷ 6:35 FOX				

MAY

SUN	MON	TUE	WED	THU	FRI	SAT
			O ¹ 6:35 FOX	O ² 1:05 FOX	D ³ 7:05 FOX	D ⁴ 1:05 FOX
D ⁵ 1:35 FOX		A ⁶ 7:05 FOX	A ⁷ 7:05 FOX	A ⁸ 5:05 FOX	TB ⁹ 6:50 FOX	TB ¹⁰ 4:10 FOX
TB ¹¹ 1:40 FOX		T ¹² 7:40 FOX	T ¹³ 7:40 FOX	T ¹⁴ 1:10 FOX	S ¹⁵ 7:05 FOX	S ¹⁶ 1:05 FOX
S ¹⁷ 1:35 FOX	S ¹⁸ 7:05 FOX	S ¹⁹ 7:05 FOX	S ²⁰ 7:05 FOX	S ²¹ 12:35 FOX	SD ²² 9:40 FOX	SD ²³ 9:40 FOX
SD ²⁴ 4:10 FOX			A ²⁵ 9:38 FOX	A ²⁶ 9:38 FOX	A ²⁷ 9:38 FOX	F ²⁸ 10:15 FOX

JUNE

SUN	MON	TUE	WED	THU	FRI	SAT
						S ¹ 10:05 FOX
S ² 4:05 FOX		T ³ 7:05 FOX	T ⁴ 7:05 FOX	T ⁵ 7:05 FOX	LA ⁶ 7:05 FOX	LA ⁷ 7:35 FOX
LA ⁸ 7:10 FOX	KC ⁹ 8:10 FOX	KC ¹⁰ 8:10 FOX	KC ¹¹ 8:10 FOX	KC ¹² 2:10 FOX	B ¹³ 7:10 FOX	B ¹⁴ 7:15 FOX
B ¹⁵ 7:10 FOX		O ¹⁶ 7:05 FOX	O ¹⁷ 7:05 FOX	O ¹⁸ 4:05 FOX	A ¹⁹ 7:05 FOX	A ²⁰ 7:15 FOX
A ²¹ 1:35 FOX		M ²² 7:10 FOX	M ²³ 7:10 FOX	M ²⁴ 7:07 FOX	W ²⁵ 7:07 FOX	W ²⁶ 3:07 FOX
W ²⁷ 1:37 FOX						

JULY

SUN	MON	TUE	WED	THU	FRI	SAT
						B ¹ 10:05 FOX
		C ² 7:05 FOX	C ³ 7:05 FOX	C ⁴ 1:05 FOX	B ⁵ 7:05 FOX	B ⁶ 1:05 FOX
B ⁷ 7:10 FOX		TB ⁸ 6:50 FOX	TB ⁹ 6:50 FOX	TB ¹⁰ 6:50 FOX	TB ¹¹ 7:05 FOX	O ¹² 4:05 FOX
O ¹³ 1:35 FOX			W ¹⁴ 7:05 FOX		TB ¹⁵ 7:05 FOX	TB ¹⁶ 1:05 FOX
TB ¹⁷ 1:35 FOX	TB ¹⁸ 1:05 FOX	M ¹⁹ 7:05 FOX	M ²⁰ 7:05 FOX		B ²¹ 7:10 FOX	B ²² 7:15 FOX
B ²³ 1:35 FOX	B ²⁴ 6:40 FOX	P ²⁵ 6:40 FOX	P ²⁶ 12:35 FOX			

AUGUST

SUN	MON	TUE	WED	THU	FRI	SAT
					A ¹ 7:05 FOX	A ² 1:05 FOX
A ³ 1:35 FOX		A ⁴ 7:05 FOX	A ⁵ 7:05 FOX	A ⁶ 7:05 FOX	T ⁷ 7:05 FOX	T ⁸ 1:05 FOX
T ⁹ 1:35 FOX	S ¹⁰ 8:10 FOX	S ¹¹ 8:10 FOX	S ¹² 8:10 FOX		D ¹³ 6:40 FOX	D ¹⁴ 1:10 FOX
D ¹⁵ 7:10 FOX		C ¹⁶ 7:05 FOX	C ¹⁷ 7:05 FOX	C ¹⁸ 1:05 FOX	W ¹⁹ 7:05 FOX	W ²⁰ 2:05 FOX
W ²¹ 1:35 FOX	W ²² 6:45 FOX	W ²³ 6:45 FOX	W ²⁴ 6:45 FOX		S ²⁵ 7:05 FOX	S ²⁶ 1:05 FOX

SEPTEMBER

SUN	MON	TUE	WED	THU	FRI	SAT
S ¹ 1:35 FOX	T ² 8:05 FOX	T ³ 8:05 FOX	T ⁴ 8:05 FOX		C ⁵ 2:20 FOX	C ⁶ 2:20 FOX
C ⁷ 2:20 FOX	KC ⁸ 7:05 FOX	KC ⁹ 7:05 FOX	KC ¹⁰ 7:05 FOX	B ¹¹ 7:05 FOX	B ¹² 7:05 FOX	B ¹³ 1:05 FOX
B ¹⁴ 1:35 FOX		S ¹⁵ 9:40 FOX	S ¹⁶ 9:40 FOX	S ¹⁷ 4:10 FOX	A ^s ¹⁸ 9:40 FOX	A ^s ¹⁹ 9:07 FOX
A ^s ²⁰ 4:07 FOX		O ²¹ 7:05 FOX	O ²² 7:05 FOX	O ²³ 7:05 FOX	P ²⁴ 7:05 FOX	P ²⁵ 1:05 FOX
P ²⁶ 3:05 FOX						

HOME

AWAY

*SCHEDULE SUBJECT TO CHANGE

Yankees
POSTGAME

ON YES AFTER EVERY GAME

FOLLOW
@YESNETWORK



DOWNLOAD

THE YES APP



Top 10 Single-Season Leaders

Special thanks to the *Elias Sports Bureau*

BATTING

At-Bats

1. Soriano 696 ...2002
2. Richardson 692 ...1962
3. Clarke 686 ...1970
4. Jeter 683 ...2012
5. Soriano 682 ...2003
6. Richardson . 679 ...1964
7. Mattingly . 677 ...1986
8. Richardson . 664 ...1965
9. Jeter 663 ...2010
10. Richardson . 662 ...1961

Runs Scored

1. Ruth 177 ...1921
2. Gehrig 167 ...1936
3. Ruth 163 ...1928
Gehrig 163 ...1931
5. Ruth 158 ...1920
Ruth 158 ...1927
7. Ruth 151 ...1923
8. Ruth 150 ...1930
DiMaggio . 150 ...1937
10. Gehrig 149 ...1927
Ruth 149 ...1931

Hits

1. Mattingly . 238 ...1986
2. Combs 231 ...1927
3. Gehrig 220 ...1930
4. Jeter 219 ...1999
5. Gehrig 218 ...1927
6. Jeter 216 ...2012
7. DiMaggio . 215 ...1937
8. Jeter 214 ...2006
9. Rolfe 213 ...1939
10. Jeter 212 ...2009

Doubls

1. Mattingly . 53 ...1986
2. Gehrig 52 ...1927
3. Soriano 51 ...2002
4. Mattingly . 48 ...1985
Canó 48 ...2009
Canó 48 ...2012
7. Gehrig 47 ...1926
Meusel 47 ...1927
Gehrig 47 ...1928
Andújar . 47 ...2018

Triples

1. Combs 23 ...1927
2. Cree 22 ...1911
Combs 22 ...1930
Stirnweiss . 22 ...1945
5. Combs 21 ...1928
6. Gehrig 20 ...1926
7. Pipp 19 ...1924
8. Gehrig 18 ...1927
9. Gehrig 17 ...1930
10. 7 tied 16

Home Runs

1. JUDGE 62 ... 2022
2. Maris 61 ...1961
3. Ruth 60 ...1927
4. Ruth 59 ...1921
5. Ruth 54 ...1920
Ruth 54 ...1928
Mantle 54 ...1961
Rodriguez . 54 ...2007
9. JUDGE 52 ... 2017
Mantle 52 ...1956

Runs Batted In

1. Gehrig 184 ...1931
2. Gehrig 173 ...1930
Gehrig 173 ...1927
4. Ruth 168 ...1921
5. Gehrig 166 ...1934
DiMaggio . 166 ...1937
7. Ruth 165 ...1927
8. Ruth 162 ...1931
9. Gehrig 158 ...1937
10. Rodriguez . 156 ...2007

Total Bases

1. Ruth 457 ...1921
2. Gehrig 447 ...1927
3. Gehrig 419 ...1930
4. DiMaggio . 418 ...1937
5. Ruth 417 ...1927
6. Gehrig 410 ...1931
7. Jeter 409 ...1934
8. Gehrig 403 ...1936
9. Ruth 399 ...1923
10. Ruth 391 ...1924
JUDGE ... 391 ... 2022

Stolen Bases

1. Henderson . 93 ...1988
2. Henderson . 87 ...1986
3. Henderson . 80 ...1985
4. Maisel 74 ...1914
5. Chapman . 61 ...1931
6. Stirnweiss . 55 ...1944
7. Maisel 51 ...1915
8. Gardner . 49 ...2011
9. Cree 48 ...1911
10. Gardner . 47 ...2010

Walks

1. Ruth 170 ...1923
2. Ruth 150 ...1920
3. Mantle 146 ...1957
4. Ruth 144 ...1921
Ruth 144 ...1926
6. Ruth 142 ...1924
7. Ruth 137 ...1927
Ruth 137 ... 1928
9. Ruth 136 ...1930
10. Gehrig 133 ...1935

Strikeouts (Batter)

1. STANTON . 211 ... 2018
2. JUDGE ... 208 ... 2017
3. Granderson . 195 ...2012
4. JUDGE ... 175 ... 2022
5. Granderson . 169 ...2011
6. VOLPE ... 167 ... 2023
7. JUDGE ... 158 ... 2021
8. Soriano 157 ...2002
STANTON . 157 ... 2021
10. Tartabull . 156 ...1993

Batting Avg. (min. 500 PA)

1. Ruth394 ...1923
2. DiMaggio . .381 ...1939
3. Gehrig379 ...1930
4. Ruth378 ...1924
5. Ruth377 ...1921
6. Ruth376 ...1920
7. Gehrig374 ...1928
8. Gehrig373 ...1927
9. Ruth373 ...1931
10. Ruth372 ...1926

Hitting Streaks (single season)

1. DiMaggio ... 56 ...1941
2. Chase 33 ...1907
3. Peckinpaugh . 29 ...1919
Combs 29 ...1931
Gordon 29 ...1942
6. Ruth 26 ...1921
7. Jeter 25 ...2006
8. Mattingly . 24 ...1986
9. DiMaggio . 23 ...1940
Canó 23 ...2012

PITCHING

Games Pitched

1. Quantrill . 86 ...2004
2. Proctor 83 ...2006
3. Gordon 80 ...2004
Logan 80 ...2012
5. Stanton . 79 ...2002
Gordon 79 ...2005
7. Karsay 78 ...2002
8. Nelson 77 ...1997
Vizcaino 77 ...2007
10. Stanton . 76 ...2001

Complete Games

1. Chesbro 48 ...1904
2. Powell 38 ...1904
3. Orth 36 ...1906
4. Chesbro 33 ...1903
5. Caldwell . 31 ...1915
6. R. Ford 30 ...1912
Mays 30 ...1921
Hunter 30 ...1975
9. R. Ford 29 ...1910
10. Orth 26 ...1905
R. Ford 26 ...1911
Mays 26 ...1920

Wins

1. Chesbro 41 ...1904
2. Orth 27 ...1906
Mays 27 ...1921
4. R. Ford 26 ...1910
Mays 26 ...1920
Bush 26 ...1922
Gomez 26 ...1934
8. W. Ford 25 ...1961
Guidry 25 ...1978
10. 4 tied 24

Shutouts

1. Guidry 9 ...1978
2. R. Ford 8 ...1910
W. Ford 8 ...1964
4. Reynolds . 7 ...1951
W. Ford 7 ...1958
Stottlemyre . 7 ...1971
Stottlemyre . 7 ...1972
Hunter 7 ...1975
9. 14 tied 6

Strikeouts (Pitcher)

1. COLE 257 ... 2022
2. Guidry 248 ...1978
3. COLE 243 ... 2021
4. Chesbro 239 ...1904
5. Sabathia . 230 ...2011
Severino . 230 ... 2017
7. COLE 222 ... 2023
- Cone 222 ...1997
9. Severino . 220 ...2018
10. M. Perez . 218 ...1992

ERA (min. 1.0IP per team game)

1. Chandler . 1.64 ...1943
 2. Guidry 1.74 ...1978
 3. Caldwell . 1.95 ...1914
 4. W. Ford . 2.01 ...1958
 5. Cullop 2.05 ...1916
 6. Bahnsen . 2.06 ...1968
 7. Reynolds . 2.07 ...1952
 8. Chandler . 2.10 ...1946
 9. R. Fisher . 2.11 ...1915
 10. W. Ford . 2.13 ...1964
- Since earned runs became an official AL statistic in 1913.

Saves

1. Rivera 53 ...2004
2. Rivera 50 ...2001
3. Righthetti . 46 ...1986
4. Rivera 45 ...1999
5. Rivera 44 ...2013
Rivera 44 ...2011
Rivera 44 ...2009
8. Wetteland . 43 ...1996
Rivera 43 ...1997
Rivera 43 ...2005



Top 20 Career Batting Leaders

Special thanks to the *Elias Sports Bureau*

Games

1. Jeter.....	2747
2. Mantle.....	2401
3. Gehrig.....	2164
4. Berra.....	2116
5. Ruth.....	2084
6. B. Williams.....	2076
7. White.....	1881
8. Posada.....	1829
9. Dickey.....	1789
10. Mattingly.....	1785
11. DiMaggio.....	1736
12. Randolph.....	1694
13. Gardner.....	1688
14. Crosetti.....	1683
15. Rizzuto.....	1661
16. Lazzari.....	1659
17. Nettles.....	1535
18. Rodriguez.....	1509
19. Howard.....	1492
20. Pipp.....	1488

At-Bats

1. Jeter.....	11195
2. Mantle.....	8101
3. Gehrig.....	8001
4. B. Williams.....	7869
5. Berra.....	7545
6. Ruth.....	7215
7. Mattingly.....	7003
8. DiMaggio.....	6821
9. White.....	6650
10. Dickey.....	6305
11. Randolph.....	6303
12. Crosetti.....	6276
13. Lazzari.....	6096
14. Posada.....	6092
15. Rizzuto.....	5818
16. Combs.....	5752
17. Gardner.....	5737
18. Pipp.....	5594
19. Rodriguez.....	5577
20. Nettles.....	5519

Runs

1. Ruth.....	1958
2. Jeter.....	1923
3. Gehrig.....	1889
4. Mantle.....	1675
5. DiMaggio.....	1389
6. B. Williams.....	1366
7. Combs.....	1186
8. Berra.....	1176
9. Randolph.....	1027
10. Rodriguez.....	1012
11. Crosetti.....	1007
Mattingly.....	1007
13. White.....	964
14. Lazzari.....	952
15. Gardner.....	943
16. Rolfe.....	940
17. Dickey.....	930
18. Henrich.....	902
19. Posada.....	900
20. Rizzuto.....	878

Hits

1. Jeter.....	3465
2. Gehrig.....	2721
3. Ruth.....	2518
4. Mantle.....	2415
5. B. Williams.....	2336
6. DiMaggio.....	2215
7. Mattingly.....	2153
8. Berra.....	2148
9. Dickey.....	1969
10. Combs.....	1866
11. White.....	1803
12. Lazzari.....	1785
13. Randolph.....	1731
14. Posada.....	1664
15. Canó.....	1649
16. Rizzuto.....	1588
17. Rodriguez.....	1580
18. Pipp.....	1577
19. Meusel.....	1565
20. Munson.....	1558

Doubles

1. Jeter.....	544
2. Gehrig.....	534
3. B. Williams.....	449
4. Mattingly.....	442
5. Ruth.....	424
6. DiMaggio.....	390
7. Posada.....	379
8. Canó.....	375
9. Mantle.....	344
10. Dickey.....	343
11. Meusel.....	339
12. Lazzari.....	327
13. Berra.....	321
14. Combs.....	309
15. O'Neill.....	304
16. White.....	300
17. Henrich.....	269
18. Rodriguez.....	263
19. Crosetti.....	261
20. Pipp, Randolph.....	259

Triples

1. Gehrig.....	163
2. Combs.....	154
3. DiMaggio.....	131
4. Pipp.....	121
5. Lazzari.....	115
6. Ruth.....	106
7. Meusel.....	86
8. Gardner.....	73
Henrich.....	73
10. Dickey.....	72
Mantle.....	72
12. Keller.....	69
13. Rolfe.....	67
14. Jeter.....	66
Stirnweiss.....	66
16. Crosetti.....	65
17. Chapman.....	64
18. Cree.....	62
Rizzuto.....	62
20. Conroy.....	60

Home Runs

1. Ruth.....	659
2. Mantle.....	536
3. Gehrig.....	493
4. DiMaggio.....	361
5. Berra.....	358
6. Rodriguez.....	351
7. B. Williams.....	287
8. Posada.....	275
9. Jeter.....	260
10. JUDGE	257
11. Nettles.....	250
12. Mattingly.....	222
13. Giambi.....	209
14. Teixeira.....	206
15. Winfield.....	205
16. Canó.....	204
17. Maris.....	203
18. Dickey.....	202
19. Martinez.....	192
20. O'Neill.....	185

RBI (since 1920)

1. Gehrig.....	1994
2. Ruth.....	1980
3. DiMaggio.....	1535
4. Mantle.....	1509
5. Berra.....	1430
6. Jeter.....	1311
7. B. Williams.....	1257
8. Dickey.....	1210
9. Lazzari.....	1164
10. Mattingly.....	1099
11. Rodriguez.....	1096
12. Posada.....	1065
13. Meusel.....	1012
14. O'Neill.....	858
15. Nettles.....	834
16. Canó.....	822
17. Winfield.....	818
18. Henrich.....	797
19. White.....	758
20. Martinez.....	739

Batting Avg. (min. 2500PA)

1. Ruth.....	.349
2. Gehrig.....	.340
3. DiMaggio.....	.325
4. Combs.....	.324
5. Boggs.....	.313
6. Dickey.....	.312
7. Meusel.....	.311
8. Jeter.....	.310
9. Canó.....	.309
10. Mattingly.....	.307
11. Chapman.....	.305
12. O'Neill.....	.303
13. Mantle.....	.298
14. B. Williams.....	.297
15. Piniella.....	.295
16. Skowron.....	.294
17. Keeler.....	.294
18. Lazzari.....	.293
19. Cree.....	.292
20. Matsui.....	.292

On-Base Pct. (min. 2500PA)

1. Ruth.....	.484
2. Gehrig.....	.448
3. Mantle.....	.420
4. Keller.....	.410
5. Giambi.....	.404
6. Selkirk.....	.400
7. DiMaggio.....	.398
8. Combs.....	.397
9. Boggs.....	.396
10. JUDGE396
11. Henderson.....	.395
12. Woodling.....	.389
13. Henrich.....	.382
14. Dickey.....	.382
15. B. Williams.....	.381
16. Lazzari.....	.380
17. Chapman.....	.379
18. Rodriguez.....	.378
19. O'Neill.....	.377
20. Jeter.....	.377

Walks

1. Ruth.....	1853
2. Mantle.....	1733
3. Gehrig.....	1512
4. Jeter.....	1082
5. B. Williams.....	1069
6. Randolph.....	1005
7. Posada.....	936
8. R. White.....	933
9. Lazzari.....	837
10. DiMaggio.....	790
11. Crosetti.....	789
12. Rodriguez.....	779
13. Keller.....	760
14. Henrich.....	713
15. Berra.....	700
16. Gardner.....	699
17. Dickey.....	679
18. Combs.....	673
19. Rizzuto.....	658
20. Nettles.....	627

Stolen Bases

1. Jeter.....	358
2. Henderson.....	326
3. Gardner.....	274
4. Randolph.....	251
5. Chase.....	249
6. White.....	232
7. Conroy.....	185
8. Chapman.....	184
9. Maisel.....	183
10. Mantle.....	153
11. Rodriguez.....	152
12. Clarke.....	151
13. Kelly.....	151
14. Rizzuto.....	150
15. Lazzari.....	147
16. B. Williams.....	147
17. Daniels.....	146
18. Peckinpaugh.....	143
19. Meusel.....	133
20. Cree.....	132

Seasons (includes pitchers)

1. Jeter.....	20
2. Rivera.....	19
3. Mantle.....	18
Berra.....	18
5. Posada.....	17
Crosetti.....	17
Dickey.....	17
Gehrig.....	17
9. B. Williams.....	16
W. Ford.....	16
11. Pettitte.....	15
R. White.....	15
Ruffing.....	15
Ruth.....	15
15. Gardner.....	14
Mattingly.....	14
Guidry.....	14
18. Randolph, Murcer.....	13
Howard, Rizzuto.....	13
DiMaggio, Gomez, Shawkey.....	13

Consec. Games (Top 10 only)

1. Gehrig.....	2130
2. A. Ward.....	565
3. Matsui.....	518
4. E. Scott.....	475
5. Gordon.....	471
6. Crosetti.....	418
7. R. White.....	388
8. Stirnweiss.....	368
9. Etten.....	360
10. Mattingly.....	335

Single-Season Leaders by Position

P	No.	Player	Year
BA	374	Ruffing.....	1930
H	49	Mays.....	1921
HR	5	Ruffing.....	1936
RBI	22	Mays.....	1921
	22	Ruffing.....	1936, '41

C	No.	Player	Year
BA	362	Dickey.....	1936
H	192	Berra.....	1950
HR	34	Sánchez.....	2019
RBI	134	Dickey.....	1937

1B	No.	Player	Year
BA	379	Gehrig.....	1930
H	238	Mattingly.....	1986
HR	49	Gehrig.....	1934, '36
RBI	184	Gehrig.....	1931

2B	No.	Player	Year
BA	353	Lazzari.....	1929
H	209	Richardson.....	1962
	209	Soriano.....	2002
HR	39	Soriano.....	2002
RBI	118	Canó.....	2011

3B	No.	Player	Year
BA	342	Boggs.....	1994
H	213	Rolfe.....	1939
HR	54	Rodriguez.....	2007
RBI	156	Rodriguez.....	2007

SS	No.	Player	Year
BA	349	Jeter.....	1999
H	219	Jeter.....	1999
HR	27	Gregorius.....	2018
RBI	108	Lary.....	1931

OF	No.	Player	Year
BA	394	Ruth.....	1923
H	231	Combs.....	1927
HR	62	JUDGE.....	2022
RBI	168	Ruth.....	1921

QUALIFIERS: Played at least 75% of games at the position (min. 100PA for BA; pitchers - 50% at P).



Top 20 Career Pitching Leaders

Special thanks to the *Elias Sports Bureau*

Games Pitched

1. Rivera	1115
2. Righetti	522
3. Robertson	501
4. Ford, W.	498
5. Stanton	456
6. Pettitte	447
7. Ruffing	426
8. Lyle	420
9. Shawkey	415
10. Murphy	383
11. Guidry	368
12. Gomez	367
13. Hoyt	365
14. Stottlemyre	360
15. Betances	358
16. Pennock	346
17. Nelson	331
18. Gossage	319
19. Chapman	315
20. Hamilton	311

Games Started

1. Ford, W.	438
Pettitte	438
3. Ruffing	391
4. Stottlemyre	356
5. Guidry	323
6. Gomez	319
7. Sabathia	306
8. Hoyt	276
9. Shawkey	274
10. Pennock	268
11. Peterson	265
12. Mussina	248
13. Chesbro	227
14. Reynolds	209
15. Raschi	207
16. John	203
17. Lopat	202
18. Caldwell	196
19. Chandler	184
20. Downing	175
Turley	175

Innings

1. Ford, W.	3171.0
2. Ruffing	3168.0
3. Pettitte	2796.1
4. Stottlemyre	2662.0
5. Gomez	2497.0
6. Shawkey	2494.0
7. Guidry	2393.0
8. Hoyt	2274.0
9. Pennock	2201.0
10. Chesbro	1951.0
11. Sabathia	1918.0
12. Peterson	1856.0
13. Caldwell	1713.0
14. Reynolds	1699.0
15. Mussina	1553.0
16. Raschi	1538.0
17. Lopat	1497.0
18. Chandler	1485.0
19. Warhop	1413.0
20. Fisher	1386.0

Wins

1. Ford, W.	236
2. Ruffing	231
3. Pettitte	219
4. Gomez	189
5. Guidry	170
6. Shawkey	168
7. Stottlemyre	164
8. Pennock	162
9. Hoyt	157
10. Sabathia	134
11. Reynolds	131
12. Chesbro	128
13. Mussina	123
Raschi	120
15. Lopat	113
16. Chandler	109
Peterson	109
18. Caldwell	95
19. Murphy	93
Pipgras	93

Win Pct. (min. 100 decisions)

1. Chandler	.717
2. Raschi	.706
3. Ford, W.	.690
4. Reynolds	.686
5. Mays	.669
6. Clemens	.664
7. Lopat	.657
8. Gomez	.652
9. Guidry	.651
10. Ruffing	.651
11. Byrne	.643
Pennock	.643
13. Murphy	.637
14. Pettitte	.633
15. Mussina	.631
16. Tanaka	.629
17. Bush	.620
18. Hoyt	.616
19. Cone	.615
20. Figueroa	.614

Losses

1. Stottlemyre	139
2. Shawkey	131
3. Pettitte	127
4. Ruffing	124
5. Ford, W.	106
Peterson	106
7. Gomez	101
8. Caldwell	99
9. Hoyt	98
10. Chesbro	93
Warhop	93
12. Guidry	91
13. Pennock	90
14. Sabathia	88
15. R. Fisher	78
16. Orth	73
17. Mussina	72
18. Quinn	65
19. Pipgras	64
20. Righetti	61

Strikeouts

1. Pettitte	2020
2. Ford, W.	1958
3. Guidry	1778
4. Sabathia	1700
5. Ruffing	1529
6. Gomez	1470
7. Mussina	1278
8. Stottlemyre	1259
9. Rivera	1173
10. Shawkey	1167
11. Downing	1028
12. Clemens	1014
13. Tanaka	991
14. Reynolds	967
15. Righetti	940
16. Chesbro	913
17. Turley	909
18. Peterson	891
19. Cone	888
20. Raschi	832

Walks

1. Gomez	1089
2. Ford, W.	1086
3. Ruffing	1066
4. Pettitte	889
5. Shawkey	859
6. Reynolds	819
7. Stottlemyre	809
8. Byrne	763
9. Turley	761
10. Guidry	633
11. Hoyt	632
12. Raschi	620
13. Caldwell	578
14. Sabathia	576
15. Pipgras	548
16. Downing	526
17. Pennock	474
18. Righetti	473
19. Chandler	463
20. Chesbro	434

Shutouts

1. Ford, W.	45
2. Stottlemyre	40
Ruffing	40
4. Gomez	28
5. Reynolds	27
6. Chandler	26
Guidry	26
Shawkey	26
9. Raschi	24
10. Turley	21
11. Lopat	20
12. Pennock	19
13. Chesbro	18
Peterson	18
15. Bonham	17
Caldwell	17
17. Hoyt	15
18. Orth	14
Pipgras	14
Terry	14

Complete Games

1. Ruffing	261
2. Gomez	173
3. Chesbro	168
4. Pennock	165
5. Shawkey	164
6. Ford, W.	156
Hoyt	156
8. Stottlemyre	152
9. Caldwell	150
10. Chandler	109
11. Warhop	105
12. Orth	102
13. Ford, R.	100
14. Raschi	99
15. Reynolds	96
16. Guidry	95
17. Bonham	91
Lopat	91
Mays	91
20. Fisher	88

ERA (Since 1913, min. 800.0IP)

1. Rivera	2.21
2. Fisher	2.60
3. Caldwell	2.71
4. Mogridge	2.74
5. Ford, W.	2.75
6. Bonham	2.75
7. Chandler	2.84
8. Stottlemyre	2.97
9. Peterson	3.10
10. Bahnsen	3.11
11. Righetti	3.11
12. Shawkey	3.12
13. May, R.	3.12
14. Shocker	3.16
15. Lopat	3.19
16. Downing	3.22
17. Mays	3.25
18. Guidry	3.29
19. Reynolds	3.31
20. Gomez	3.34

Earned runs became an official AL statistic in 1913.

Saves (Official stat since 1969)

1. Rivera	652
2. Righetti	224
3. Chapman	153
4. Gossage	151
5. Lyle	141
6. Farr	78
7. Wetteland	74
8. Robertson	53
9. McDaniel	48
10. Miller	45
11. Soriano	44
HOLMES	44
13. Betances	36
14. Aker	31
Howe	31
16. Tidrow	23
17. Davis	22
18. Guetterman	21
19. B. Fisher	20
20. Mendoza	16



All-Time Club Records

KEY: ^—ML record (since 1900) **—tied for ML record +—AL record #—tied for AL record

Note: Records in "fewest" categories are based on full seasons and do not include 1903 (136 team games played), 1918 (WWI service - 126G), 1919 (return of players from WWI - 141G), 1981 & 1994 (strikes, 107G & 113G) and 2020 (COVID-19 pandemic - 60G).

TEAM GENERAL

Season

Most Wins		
Season	114	1998
Home	65 [^]	1961
Road	54	1939
Month	28	Aug. 1938
Consecutive	19	1947
Consecutive, home	18	1942
Consecutive, road	15	1953
Shutout	24	1951
1-0	6	1908, 1968

Fewest Wins

Season	50	1912
Home	27	1913
Road	19	1912

Most Losses

Season	103	1908
Home	47	1908, 1913
Road	58	1912
Month	24	July 1908
Consecutive	13 (incl. 1 tie)	1913
Consecutive, home	17 (incl. 1 tie)	1913
Consecutive, road	12	1908
Shutout	27	1914
1-0	9	1914

Fewest Losses

Season	44	1927
Home	15 [^]	1932
Road	20+	1939

Miscellaneous

Most games	164#	1964, 1968
Consecutive extra-inning games	4	1992 (5/19-23)
Longest 1-0 game won	15 inn.	7/4/1925-G1 vs. PHA
Longest 1-0 game lost	14 inn.	9/24/1969 at BOS
Most players used	59	2021
Fewest players used	25	1923, 1927
Most pitchers used	33 (3x)	2014, 2015, 2022
Fewest pitchers used	8	1922, 1923
Most position players used	33 (2x)	1912, 2013

Game

Margin of victory, home	20	7/4/1927 vs. WAS (21-1) 7/24/1999 vs. CLE (21-1)
Margin of victory, road	23	5/24/1936 at PHA (25-2)
Margin of defeat, home	22	8/31/2004 vs. CLE (22-0)
Margin of defeat, road	18 (2x)	7/4/2006 at CLE (19-1) 7/29/1928 at CLE (24-6)
Longest game, time	7:00	6/24/1962 at DET (22 inn.)
Longest game, time, 9 inn.	4:45 [^]	8/18/2006-G2 at BOS
Largest deficit overcome	9 (5x)	4/21/2012 at BOS 5/16/2006 vs. TEX 6/26/1987 vs. BOS 7/25/1953 at DET 4/18/1950 at BOS
Largest lead blown	9 (2x)	7/28/1931 vs. CWS 9/26/1912 at BOS

TEAM PITCHING

Season

Lowest ERA (since 1913)	2.66	1917
Highest ERA (since 1913)	4.88	1930
Innings pitched	1506.2	1964
Complete games	123	1904
Fewest complete games	0	2016
Most shutouts	24	1951
Consecutive shutouts	4	5/11-16/1932
Consecutive shutout innings	40.0	5/10-16/1932
Fewest shutouts	2	1994 (113G), 2020 (60G)
Fewest shutouts, non-strike season	4 (3x)	1926, '31, 2015
Most saves (since 1969)	59	2004
Lowest opp. BA	.219	2022
Highest opp. BA	.289	1925
Lowest opp. OBP	.285	2022
Highest opp. OBP	.354	1930
Fewest hits, non-interrupted season	1163	1955
Most hits allowed	1566	1930
Fewest home runs allowed	13	1907
Most home runs allowed	248	2019
Fewest runs allowed	507	1942
Most runs allowed	898	1930
Fewest earned runs allowed	394	1904
Most earned runs allowed	753	2000
Fewest bases on balls	245	1903
Most bases on balls	812	1949
Fewest strikeouts	431	1927
Most strikeouts	1634	2018

Game or Inning

Most runs allowed

Game, home	22 (2x)	4/18/2009 vs. CLE (22-4) 8/31/2004 vs. CLE (22-0)
Game, road	24	7/29/1928 at CLE (24-6)
Shutout loss	22-0	8/31/2004 vs. CLE (22-0)
Inning	14	4/18/2009 vs. CLE (2nd inn.)
Two consecutive games	33	.9R on 7/28/1928-G2 at CLE and 24R on 7/29/1928 at CLE

Most hits allowed

Game, home	27	5/28/2005 vs. BOS
Game, road	27 (2x)	9/29/1928 at DET 7/29/1928 at CLE
Inning	13	4/18/2009 vs. CLE (2nd inn.)

Most home runs allowed

Game	7 (2x)	8/15/2019 vs. CLE 7/4/2003 vs. BOS
Inning	4 (6x)	9/21/2016 at TB (3rd inn.) 4/22/2007 at BOS (3rd inn.) 8/21/2005 at CWS (4th inn.) 5/2/1992 vs. MIN (5th inn.) 6/17/1977 at BOS (1st inn.) 6/23/1950 at DET (4th inn.)

Most strikeouts

Game, 9 inn.	18 (5x)	4/30/2021 vs. DET 9/29/2017 vs. TOR 5/10/2015 vs. BAL 7/26/2011 vs. SEA 6/17/1978 vs. CAL (all Ron Guidry)
Game, extra inn.	26 **#	5/7/2017 at CHC (18 inn.)

Most walks

Game	15 (2x)	9/15/1993 at MIL (9 inn.) 8/21/1933 at CWS (18 inn.)
------	---------	---

Most wild pitches

Game	5 (3x)	7/22/2021 at BOS 4/10/2012 at BAL 6/24/1994 vs. CLE
------	--------	---

KEY: ^—ML record (since 1900) **—tied for ML record +—AL record #—tied for AL record



TEAM BATTING

Season

Most at-bats	5717	2007
Most runs	1067*	1931
Fewest runs	459	1908
Run Differential	411*	1939
Most hits	1683	1930
Fewest hits	1137	1968
Highest batting average	.309	1930
Lowest batting average	.214	1968
Most singles	1,158	1931
Most doubles	327	2006
Most triples	110	1930
Most home runs	306	2019
Most home runs (home)	144	2018
Most home runs (road)	163	2019
Most home runs (month)	74	Aug. 2019
Most inside-the-park HR	22	1904, 1923
Consecutive games with a HR	.31* (57 total)	2019
Grand slams	10 (5x)	1987, 2010-12, '22
Pinch hit home runs	10	1961
Total bases	2735	2019
Runs batted in	997*	1936
Most bases on balls	765	1932
Most hit by pitch	81	2003
Fewest hit by pitch	14	1969
Most stolen bases	289	1910
Fewest stolen bases	24	1948
Most caught stealing (since 1920)	82	1920
Fewest caught stealing	18 (3x)	1961, 1964, 2021
Most strikeouts	1482	2021
Fewest strikeouts	420	1924
Highest on-base pct.	.384	1930
Lowest on-base pct.	.283	1908
Highest slugging pct.	.490	2019
Lowest slugging pct.	.287	1914
Most GDP	157	2004
Fewest GDP	91	1963
Most left on base	1276	1997
Fewest left on base	940	1907
Double-digit HR hitters	14	2019
Most 300 hitters	6	1930, '31, '36 (min. 300AB)
Most "walk-off" wins	17	1943

Game or Inning

Most runs		
Game, 9 innings, home	.22 (2x)	8/25/2011 vs. OAK 7/26/1931-G2 vs. CWS
Game, 9 innings, road	.25	5/24/1936 at PHA
Game, both teams, home	.31 (2x)	8/25/2011 vs. OAK 6/21/2005 vs. TB
Game, both teams, road	.33 (3x)	6/3/1932 at PHA 5/22/1930-G2 at PHA 5/3/1912 at PHA
Shutout win	21-0	8/13/1939-G2 at PHA
Two consecutive games	.40	15 on 5/23/1936-G2 at PHA and 25 on 5/24/1936 at PHA
Three consecutive games	.52	12 on 5/23/1936-G1 at PHA 15 on 5/23/1936-G2 at PHA and 25 on 5/24/1936 at PHA
Consecutive games scoring 10 or more	.5	6/12-17/1930
Inning (any)	.14	7/6/1920 at WAS (5th)
First inning	.12	7/30/2011-G2 vs. BAL
Extra inning	.11	7/26/1928-G1 vs. DET (12th inn.)
Start of game, no outs	.8 (2x)	9/25/1990 vs. BAL 4/24/1960 vs. BAL
Scored every inn. (all official games)	.2x	4/29/2006 vs. TOR (9 inn.) 7/26/1939 vs. SLB (9 inn.)

Most walks		
Game	.17	9/11/1949-G1 vs. WAS
Inning	.11	9/11/1949 G1 vs. WAS (3rd inn.)
Game, vs. one pitcher	.16	Bruno Haas, 6/23/1915-G2 at PHA

Most strikeouts		
Game	.22	5/7/2017 at CHC (18 inn.)
Game, 9 inn.	.18 (2x)	7/30/2023 at BAL 4/3/2019 vs. DET
Game, vs. one pitcher	.17	Pedro Martínez, 9/10/1999 vs. BOS
Most Hit by Pitch		
Game	.6	6/20/1913-G2 at WAS

KEY: ^—ML record (since 1900) **—tied for ML record
+—AL record #—tied for AL record

Most hits		
Game, 9 innings	.30	9/28/1923 at BOS
Game, 9 innings, both teams	.45#	9/29/1928 at DET
Consecutive, start of game	.8**	9/25/1990 vs. BAL
Most singles, game	.22	8/12/1953 at WAS
Most doubles, game	.10 (2x)	6/5/2003 at CIN 4/12/1988 at TOR
Most triples, game	.5	5/11/1934 at WAS
Most extra-base hits, game	.12 (3x)	6/5/2003 at CIN 5/24/1936 at PHA 7/17/1920 vs. CWS
Most hits, inning (since 1957)	.12	6/21/2005 vs. TB (8th inn.)
Most extra-base hits, inning	.7	5/3/1951 vs. SLB

Most home runs		
Game	.8 (2x)	7/31/2007 vs. CWS 6/28/1939-G1 at PHA
Game, both teams	.11	6/23/1950 at DET (NYY-6 HR, DET-5 HR)
Game, off one pitcher	.6 (2x)**	6/11/2022 vs. CHC off Matt Swarmer 6/27/1936 at SLB off Tommy Thomas
Inning	.5**	9/17/2020 vs. TOR (4th inn.) (had multiple instances of b2b HRs in same inning, first time in franchise history)
Inning, w/ 2 outs	.3 (4x)	6/3/2017 at TOR (8th inn.) 6/8/2012 vs. NYM (3rd inn.) 6/21/2005 vs. TB (8th inn.) 6/28/1939 at PHA (3rd inn.)
Consecutive	.3 (15x)	last: 9/17/2020 vs. TOR (4th inn.) (Gardner/LEMAHIEU/Voit)
Start of game	.2 (12x)	4/14/2023 vs. MIN, VOLPE/JUDGE; 6/25/2019 vs. TOR, LEMAHIEU/JUDGE; 5/29/2019 vs. SD, LEMAHIEU/Voit; 7/7/2018 at TOR, Gardner/JUDGE; 5/26/2018 vs. LAA, Gardner/JUDGE; 9/28/2017 vs. TB, Gardner/JUDGE; 4/16/2012 vs. MIN, Jeter/Granderson; 9/23/2005 vs. TOR, Jeter/Canó; 6/28/2003-G2 at NYM, Soriano/Jeter; 4/6/2003 at TB, Soriano/Johnson; 7/30/1999 at BOS, Knoblauch/Jeter; 4/27/1955 vs. CWS, Bauer/Carey
"Walk-off," season	.7 (2x)	2009, '22

Most grand slams		
Game	.3*	8/25/2011 vs. OAK
Inning	.1	(Many times)

Most stolen bases		
Game	.15*	9/28/1911 vs. SLB
Game, both clubs	.15#	NY 15, SLB 0, 9/28/1911
Game, steals of home	.3**	4/17/1915 vs. PHA

Most GDP		
Game	.6	4/15/2011 vs. TEX

Most LOB		
Game, 9 innings	.20*	9/21/1956 at BOS
Game, extra innings	.23	9/5/1927-G1 at BOS

TEAM FIELDING

Season

Highest fielding pct.	.988	2013
Lowest fielding pct.	.939	1912
Fewest errors (min. 150G)	.69	2010, 2013
Most errors	.386	1912
Most errorless games	108	2013
Consecutive errorless games	18	5/14-6/1/2009
Most putouts	4,520*	1964
Fewest putouts (min. 150G)	3,958	1907
Most assists	2,104	1904
Fewest assists (min. 150G)	1,318	2021
Most double plays	214	1956
Fewest DPs (min. 150G)	.69	1906
Consecutive games, DP turned	.19 (27 DPs)	1992
Most passed balls	.31	1913
Fewest passed balls	.0*	1931
Most chances	6,579	1916
Fewest chances (min. 150G)	5,702	1935

Game or Inning

Most errors, game	.10	6/12/1907 vs. DET
Most errors, inning (since 1969)	.5	5/9/1969 at OAK (5th inn. - Stottlemire, Clarke, Pepitone, Murcer-2)
Most double plays turned	.7*	8/14/1942 at PHA



INDIVIDUAL BATTING

Season

Batting Average

LHH	.394	Babe Ruth, 1923
RHH	.381	Joe DiMaggio, 1939
SH	.365*	Mickey Mantle, 1957

Hits

LHH	.238	Don Mattingly, 1986
RHH	.219	Derek Jeter, 1999
SH	.204	Bernie Williams, 2002
Hitting Streak	.56*	Joe DiMaggio, 1941
Singles	.171	Steve Sax, 1989
Doubles	.53	Don Mattingly, 1986
Triples	.23	Earle Combs, 1927
Extra-base hits	.119*	Babe Ruth, 1921

Home Runs

LHH	.61	Roger Maris, 1961
RHH	.62+	AARON JUDGE, 2022
SH	.54*	Mickey Mantle, 1961
Current Yankee Stad., LHH	.26	C. Granderson, 2012
Current Yankee Stad., RHH	.33	AARON JUDGE, 2017
Current Yankee Stad., SH	.24	Mark Teixeira, 2009
Original Yankee Stad., LHH	.30	Roger Maris, 1961
		Lou Gehrig, 1934
Original Yankee Stad., RHH	.26	Alex Rodriguez, 2005, '07
Original Yankee Stad., SH	.27	Mickey Mantle, 1956
Polo Grounds, LHH	.32	Babe Ruth, 1921
Polo Grounds, RHH	.14	Bob Meusel, 1921
Road, LHH	.32#	Babe Ruth, 1927
Road, RHH	.32+*	AARON JUDGE, 2022
Road, SH	.30	Mickey Mantle, 1961
Rookie, LHH	.21	Kevin Maas, 1990
Rookie, RHH	.52+	AARON JUDGE, 2017
Rookie, SH	.20	Tom Tresh, 1962
Month	.17	Babe Ruth, Sept. 1927
In consecutive games	.8**	Don Mattingly, 1987
Grand slams	.6**	Don Mattingly, 1987
Longest (since Statcast est. 2015)	.496 ft.	AARON JUDGE, 9/30/17 vs. TOR

RBI

LHH	.184*	Lou Gehrig, 1931
RHH	.167	Joe DiMaggio, 1937
SH	.130	Mickey Mantle, 1956
Home	.98	Lou Gehrig, 1934
Road	.117*	Lou Gehrig, 1930
Rookie	.125	Joe DiMaggio, 1936
Current Yankee Stadium	.71	Mark Teixeira, 2009
Total in back-to-back games	.15	T. Lazzeri, 5/23/62-24/1936
Consec. games with RBI	.11 (4x)	Joe DiMaggio, 8/5-14/1940 (23RBI)
		Joe DiMaggio, 8/25/91-9/3/92/1939 (28RBI)
		B. Ruth, 6/24-7/2/1931 (18RBI)
		Wally Pipp, 7/26-8/6/1922 (21RBI)

Runs

All games	.177*	Babe Ruth, 1921
Home	.94+	Babe Ruth, 1921
Road	.87*	Babe Ruth, 1928

Rookie 132+ Joe DiMaggio, 1936
 Current Yankee Stadium 73 AARON JUDGE, 2017
 In consecutive games 18* Red Rolfe, 8/9-25/1939 (30R)

Strikeouts

LHH	.195	Curtis Granderson, 2012
RHH	.211	GIANCARLO STANTON, 2018
SH	.151	Jorge Posada, 2000

Walks

LHH	.170+	Babe Ruth, 1923
RHH	.127	AARON JUDGE, 2017
SH	.146	Mickey Mantle, 1957

Other

At-bats	.696	Alfonso Soriano, 2002
Caught stealing	.32	Doc Cook, 1914
Games	.163	Hideki Matsui, 2003
GDP (most since 1933)	.30	Dave Winfield, 1983
Hit by pitch	.24	Don Baylor, 1985
OBP	.546	Babe Ruth, 1923
OPS	1.383	Babe Ruth, 1920
Sacrifice flies	.17#	Roy White, 1971
Sacrifice hits	.42	Willie Keeler, 1905
Slugging pct.	.847+	Babe Ruth, 1920
Stolen bases	.93	Rickey Henderson, 1988
Total bases	.457*	Babe Ruth, 1921

Game or Inning

At-bats	.11**	B. Richardson, 6/24/1962 at DET (22 inn.)
Caught stealing	3 (2x)	Lee Magee, 6/29/1918 at PHA
		Fritz Maisel, 4/26/1916 vs. BOS
GIDPs	3 (7x)	(last) Juan Rivera, 6/1/2003 at DET (17 inn.)
		(last in 9 inn.) Matt Nokes, 5/3/1992 vs. MIN
Grand slams	.2**	Tony Lazzeri, 5/24/1936 at PHA
Hits	.6 (3x)#	Johnny Damon (6-for-6), 6/7/2008 vs. KC
		G. Williams (6-for-8), 5/7/1996 at BAL (15 inn.)
		Myril Hoag (6-for-6), 6/6/1934-G1 at BOS
Singles	.6	Myril Hoag, 6/6/1934-G1 at BOS
Doubles	4 (2x)**	Jim Mason, 7/8/1974 at TEX
		Johnny Lindell, 8/17/1944 vs. CLE
Triples	3 (3x)**	Joe DiMaggio, 8/27/1938 vs. CLE (G1)
		Earle Combs, 9/22/1927 vs. DET
		Hal Chase, 8/30/1906-G2 vs. WAS
Hit by pitch	3 (2x)**	Wally Schang, 5/15/1923 at DET
		Bert Daniels, 6/20/1913 at WAS (G2)
Home runs	.4**	Lou Gehrig (consecutive), 6/3/1932 at PHA
RBI (game)	.11+	T. Lazzeri 5/24/1936 at PHA (2G5, solo HR, 2R-triple)
RBI (Game by Pitcher)	.7+	Vic Raschi, 8/4/1953 vs. DET
RBI (inning)	.7+	A. Rodriguez 10/4/2009 at TB (G5, 3R-HR)
Reaching safely (9 inn.)	.7***	Ben Chapman, 5/24/1936 at PHA
Runs	.5 (18x)	last by Brett Gardner, 7/28/2015 at TEX
Sac flies	3 (2x)**	Don Mattingly, 5/3/1986 vs. TEX
		Bob Meusel, 9/15/1926 at CLE
Stolen bases	4 (19x)	last by Ichiro Suzuki, 9/19/2012 vs. TOR (G2)
Strikeouts	5 (14x)	last by Jake Bauers, 8/13/2023 at MIA
Total bases	.16	Lou Gehrig, 6/3/1932 at PHA
Walks	.5 (11x)	last by Matt Holliday, 4/9/2017 at BAL

Hitting for the Cycle

YANKEES TO HIT FOR THE CYCLE (15x by 11 players)

**Melky Cabrera (CF)	8/2/2009 at Chicago-AL
**Tony Fernandez (SS)	.9/3/1995 vs. Oakland
Bobby Murcer (CF)	8/29/1972-G1vs. Texas
**Mickey Mantle (CF)	.7/23/1957 vs. Chicago
Joe DiMaggio (CF)	.5/20/1948 at Chicago
Joe Gordon (2B)	.9/8/1940 at Boston
Buddy Rosar (C)	.7/19/1940 vs. Cleveland
Lou Gehrig (1B)	.8/1/1937 vs. St. Louis
Joe DiMaggio (CF)	.7/9/1937 vs. Washington
Lou Gehrig (1B)	.6/25/1934 vs. Chicago
*Tony Lazzeri (3B)	.6/3/1932 at Philadelphia
Bob Meusel (RF)	.7/26/1928-G1 at Detroit
Bob Meusel (RF)	.7/3/1922 at Philadelphia
Bob Meusel (RF)	.5/7/1921 at Washington
Bert Daniels (LF)	.7/25/1912 vs. Chicago

OPPONENTS TO HIT FOR THE CYCLE AGAINST

THE YANKEES (11x by 11 players - incl. once in postseason)

**Jonathan Villar (SS)	8/5/2019 at Baltimore
***Brock Holt (2B/1B)	.ALDS G3 10/8/2018 vs. Boston
B.J. Upton (CF)	8/2/2009 at Tampa Bay
Travis Fryman (3B)	.7/28/1993 at Detroit
Jim Fregosi (SS)	.7/28/1964 at Los Angeles
Doc Cramer (CF)	.6/10/1934 vs. Philadelphia
Mickey Cochrane (C)	.8/2/1933 vs. Philadelphia
Goose Goslin (LF)	.8/28/1924 vs. Washington
Frank Baker (3B)	.7/3/1911 vs. Philadelphia (G2)
**Otis Clymer (RF)	.10/2/1908 vs. Washington
Patsy Dougherty (LF)	.7/29/1903 at Boston

* Natural Cycle (single, then double, then triple, then HR)

** Switch-hitter *** First cycle by any player in postseason history.

KEY: ^ -ML record (since 1900)

** -tied for ML record

+ -AL record

-tied for AL record



INDIVIDUAL PITCHING

Season

Wins, RHP	41+	Jack Chesbro, 1904
Wins, LHP	26	Lefty Gomez, 1934
Wins, in relief	15	Luis Arroyo, 1961
Consecutive wins, RHP	16#	Roger Clemens, 2001
Consecutive wins, LHP	14	Whitey Ford, 1961
Shutouts won	9	Ron Guidry, 1978
Shutouts lost	7	Bill Zuber, 1945
ERA (low), LHP	1.74	Ron Guidry, 1978
ERA (low), RHP	1.64	Spud Chandler, 1943
ERA (high), LHP	5.00	Randy Johnson, 2006
ERA (high), RHP	5.30	Bump Hadley, 1937
Winning pct.	.893	Ron Guidry, 1978
Losses, RHP	22	Joe Lake, 1908
Losses, LHP	17	Herb Pennock, 1921
Consec. losses, RHP	9 (5x)	Thad Tillotson, 1967 Johnny Murphy, 1942 Ray Keating, 1914 Bill Hogg, 1908 Al Orth, 1908
Consecutive losses, LHP	11	George Mogridge, 1916
Innings pitched, RHP	454.0	Jack Chesbro, 1904
Innings pitched, LHP	286.0	Herb Pennock, 1924
Consecutive scoreless IP	39.0	Al Orth, 6/29-7/21/1905
Saves, RHP	53	Mariano Rivera, 2004
Saves, LHP	46	Dave Righetti, 1986
Games, RHP	86	Paul Quantrill, 2004
Games, LHP	80	Boone Logan, 2012
Starts	51+	Jack Chesbro, 1904
Complete games	48*	Jack Chesbro, 1904
Strikeouts, RHP	257	GERRIT COLE, 2022
Strikeouts, LHP	248	Ron Guidry, 1978
Strikeouts, in relief	135	Dellin Betances, 2014
Walks, RHP	177	Bob Turley, 1955
Walks, LHP	179	Tommy Byrne, 1949
Hits allowed	340	Jack Powell, 1904
Runs allowed	165	Russ Ford, 1912
Earned runs allowed	127	Sam Jones, 1925
Home runs allowed, RHP	40	Ralph Terry, 1962
Home runs allowed, LHP	34	J.A. Happ, 2019
Home runs allowed, reliever	16	NESTOR CORTES, 2019
Hit-by-pitch	26	Jack Warhop, 1909
Wild pitches	25	A.J. Burnett, 2011

Game or Inning

Runs, game	13 (6x)	(last) Carl Mays, 7/17/1923 at CLE
Earned runs, game	13	Carl Mays, 7/17/1923 at CLE
Hits, game	21	Jack Quinn, 6/29/1912-G1 at BOS
HR, game	5 (7x)	GERRIT COLE, 6/9/2022 at MIN CC Sabathia, 8/12/2011 vs. TB David Wells, 7/4/2003 vs. BOS Jeff Weaver, 7/21/2002 vs. BOS Ron Guidry, 9/17/1985 at DET John Cumberland, 5/24/1970-G2 at CLE Joe Ostrowski, 6/22/1950 at CLE

HR, inning	4 (5x)	M. Tanaka, 9/21/2016 at TB (3rd) Chase Wright, 4/22/2007 at BOS (3rd) (for Wright, all consecutive, tying MLB record) Randy Johnson, 8/21/2005 at CWS (4th) Scott Sanderson, 5/2/1992 vs. MIN (5th) Cathish Hunter, 6/17/1977 at BOS (1st)
Strikeouts, game, LH	18	Ron Guidry, 6/17/1978 vs. CAL
Strikeouts, game, RH	16 (2x)	Michael Pineda, 5/10/2015 vs. BAL David Cone, 6/23/1997 at DET
Strikeouts, inning	4** (4x)	Domingo Germán, 7/25/2021 at BOS JONATHAN LOAÍSIGA, 6/25/2021 at BOS Phil Hughes 9/20/2012 vs. TOR A.J. Burnett, 6/24/2011 vs. COL
Strikeouts, relief	12	Jumbo Brown, 6/3/1933 vs. PHA
Consecutive strikeouts, game	8	Ron Davis, 5/4/1981 at CAL
Consecutive Ks over mult. games	10	Chad Green, 9/18-24/2019
Walks, game	13	Tommy Byrne, 6/8/1949 at DET
Balks, game	4#	Vic Raschi, 5/3/1950 vs. CWS
Hit by pitch, game	4	Tommy Byrne, 7/5/1950 vs. PHA Walter Clarkson, 9/21/1904 at WAS

Longest Games in Club History (Innings)

22	6/24/1962 at Detroit, 9-7 win
20	8/29/1967 (G2) vs. Boston, 4-3 win
19 (4x)	4/10/2015 vs. Boston, 6-5 loss 8/25/1976 vs. Minnesota, 5-4 win 8/23/1968 (G2) vs. Detroit, 3-3 tie 5/24/1918 vs. Cleveland, 3-2 loss
18 (9x)	5/7/2017 at Chicago-NL, 5-4 win 6/13/2013 at Oakland, 3-2 loss 9/11/1988 vs. Detroit, 5-4 win 4/22/1970 at Washington, 2-1 loss 7/26/1967 (G2) vs. Minnesota, 3-2 loss 4/16/1967 vs. Boston, 7-6 win 8/21/1933 at Chicago, 3-3 tie 9/5/1927 (G1) at Boston, 12-11 loss 6/25/1903 vs. Chicago, 6-6 tie
17 (11x)	6/1/2003 at Detroit, 10-9 win 4/19/2001 at Toronto, 6-5 win 7/20/1998 (G1) vs. Detroit, 4-3 loss 5/11/1984 vs. Seattle, 4-3 loss 6/26/1982 vs. Cleveland, 4-3 win 8/2/1978 vs. Boston, 7-5 loss 9/11/1974 (G1) at Baltimore, 3-2 loss 6/21/1964 (G2) at Chicago-AL, 2-1 win 7/20/1941 at Detroit, 12-6 win 7/17/1919 at St. Louis, 7-6 loss 7/10/1917 at St. Louis, 7-5 win

MOST RECENT

Inn.	Date/Opponent, Result
at least 14 at home:	4/6/2018 vs. Baltimore (14 inn.), 7-3 loss
at least 13 at home:	9/10/2023 vs. Milwaukee (13 inn.), 4-3 win
more than 13 on road:	4/22/2019 at Los Angeles-AL (14 inn.), 4-3 win

Youngest/Oldest Yankees to Play in a Regular Season Game

Youngest Position Player: Harry Hanson, 17 years-178 days on 7/14/1913 at St. Louis-AL (Did not start. Went 0-for-2 at catcher.)
Youngest Pitcher: Neal Brady, 18 years-205 days on 9/25/1915-G1 vs. Cleveland (Entered in relief, ND, 5.2IP, 3H, 0R, 5BB, 4K)
Oldest Position Player: Deacon McGuire, 43 years-193 days on 5/30/1907 Game 2 at Wash. (Did not start. Went 0-for-1 at catcher.)
Oldest Pitcher: Phil Niekro, 46 years-188 days on 10/6/1985 at Toronto (Was his 300th career win. CG, SHO, 9.0IP, 4H, 3BB, 5K)



Award Winners (Unanimous selections noted with "U")

AL MVP (Chalmers Award 1911-14 / League Award 1922-29 / BBWAA voting since 1931. Won 23 times by 14 players.)

YEAR	PLAYER	AGE	POS	G	AB	R	H	2B	3B	HR	RBI	BA	E
1923	Babe Ruth	28	OF	152	520	151*	205	45	13	41**	130*	.394	11
1927	Lou Gehrig	23	1B	155**	584	149	218	52*	18	47	175*	.373	15
1936	Lou Gehrig	32	1B	155*	579	167*	205	37	7	49*	152	.354	9
1939	Joe DiMaggio	24	OF	120	462	108	176	32	6	30	126	.381*	5
1941	Joe DiMaggio	26	OF	139	541	122	193	43	11	30	125*	.357	9
1942	Joe Gordon	27	2B	147	538	88	173	29	4	18	103	.322	28
1947	Joe DiMaggio	32	OF	141	534	97	168	31	10	20	97	.315	1
1950	Phil Rizzuto	32	SS	155	617	125	200	36	7	7	66	.324	14
1951	Yogi Berra	25	C	141	547	92	161	19	4	27	88	.294	13
1954	Yogi Berra	28	C	151	584	88	179	28	6	22	125	.307	8
1955	Yogi Berra	29	C	147	541	84	147	20	3	27	108	.272	13
1956	Mickey Mantle (U)	24	OF	150	533	132*	188	22	5	52*	130*	.353*	4
1957	Mickey Mantle	25	OF	144	474	121*	173	28	6	34	94	.365	7
1960	Roger Maris	25	OF	136	499	98	141	18	7	39	112	.283	4
1961	Roger Maris	26	OF	161	590	132*	159	16	4	61*	141 [†]	.269	9
1962	Mickey Mantle	30	OF	123	377	96	121	15	1	30	89	.321	5
1963	Elston Howard	34	C	135	487	75	140	21	6	28	85	.287	5
1976	Thurman Munson	28	C	152	616	79	186	27	1	17	105	.302	14
1985	Don Mattingly	23	1B	159	652	107	211	48*	3	35	145*	.324	7
2005	Alex Rodriguez	29	3B	162**	605	124	194	29	1	48	130	.321	12
2007	Alex Rodriguez	31	3B	158	583	143*	183	31	0	54*	156*	.314	13
2022	AARON JUDGE	30	OF	157	570	133*	177	28	0	62*	131**	.311	0

YEAR	PITCHER	AGE	POS	G	GS	IP	W	L	PCT.	SV	H	R	ER	SO	BB	ERA
1943	Spud Chandler	35	RHP	30	30	253.0	20 [†]	4	.833*	0	197	62	46	134	54	1.64*

AL Cy Young Award (One winner for all of MLB from 1956-66 / Winners for each league since 1967)

YEAR	PITCHER	AGE	POS	G	GS	IP	W	L	PCT.	SV	H	R	ER	SO	BB	ERA
1958	Bob Turley	27	RHP	33	31	245.1	21	7	.750*	1	178	82	81	168	128*	2.97
1961	Whitey Ford	32	LHP	39	39*	283.0*	25*	4	.862*	0	242	108	101	209	92	3.21
1977	Sparky Lyle	32	LHP	72	0	137.0	13	5	.722	26	131	41	33	68	33	2.17
1978	Ron Guidry (U)	27	LHP	35	35	273.2	25*	3	.893*	0	187	61	53	248	72	1.74*
2001	Roger Clemens	38	RHP	33	33	220.1	20	3	.870*	0	205	94	86	213	72	3.51
2023	GERRIT COLE (U)	33	RHP	33	33	209.0	15	4	.789	0	157	64	61	222	48	2.63

AL Rookie of the Year (One winner for all of MLB from 1948-49 / Winners for each league since 1950)

YEAR	PLAYER	AGE	POS	G	AB	R	H	2B	3B	HR	RBI	BA	E
1951	Gil McDougald	22	INF	131	402	72	123	23	4	14	63	.306	14
1957	Tony Kubek	21	INF-OF	127	431	56	128	21	3	3	39	.297	20
1962	Tom Tresh	24	INF-OF	157	622	94	178	26	5	20	93	.286	20
1970	Thurman Munson	22	C	132	453	59	137	25	4	6	53	.302	8
1996	Derek Jeter (U)	21	SS	157	582	104	183	25	6	10	78	.314	22
2017	AARON JUDGE (U)	25	OF	155	542	128	154	24	3	52	114	.284	5

YEAR	PITCHER	AGE	POS	G	GS	IP	W	L	PCT.	SV	H	R	ER	SO	BB	ERA
1954	Bob Grim	24	RHP	37	20	199.0	20	6	.769	0	175	78	72	108	85	3.26
1968	Stan Bahnsen	23	RHP	37	34	267.1	17	12	.586	0	216	72	61	162	68	2.05
1981	Dave Righetti	22	LHP	15	15	105.1	8	4	.667	0	75	25	24	89	38	2.05

KEY: *Italics* – league leader * – Major League leader † – Tied for AL or ML lead



Gold Glove Award (Award since 1957. AL-only since 1958. Won 69 times by 27 players.)

By Year		By Position	
1957: *Bobby Shantz (P)	1987: Don Mattingly (1B)	P: *Bobby Shantz (4: 1957-60)	
1958: Bobby Shantz (P)	Dave Winfield (OF)	Ron Guidry (5: 1982-86)	
Norm Siebern (OF)	1988: Don Mattingly (1B)	Mike Mussina (3: 2001; '03, '08)	
1959: Bobby Shantz (P)	1989: Don Mattingly (1B)	C: Elston Howard (2: 1963-64)	
1960: Bobby Shantz (P)	1991: Don Mattingly (1B)	Thurman Munson (3: 1973-75)	
Roger Maris (OF)	1992: Don Mattingly (1B)	***JOSE TREVINO (1: 2022)	
1961: Bobby Richardson (2B)	1993: Don Mattingly (1B)	1B: Joe Pepitone (3: 1965-66, '69)	
1962: Bobby Richardson (2B)	1994: Don Mattingly (1B)	Chris Chambliss (1: 1978)	
Mickey Mantle (OF)	Wade Boggs (3B)	Don Mattingly (9: 1985-89; '91-94)	
1963: Elston Howard (C)	1995: Wade Boggs (3B)	Mark Teixeira (3: 2009-10, '12)	
Bobby Richardson (2B)	1997: Bernie Williams (OF)	2B: Bobby Richardson (5: 1961-65)	
1964: Elston Howard (C)	1998: Bernie Williams (OF)	Robinson Canó (2: 2010, '12)	
Bobby Richardson (2B)	1999: Scott Brosius (3B)	3B: Graig Nettles (2: 1977-78)	
1965: Joe Pepitone (1B)	Bernie Williams (OF)	Wade Boggs (2: 1994-95)	
Bobby Richardson (2B)	2000: Bernie Williams (OF)	Scott Brosius (1: 1999)	
Tom Tresh (OF)	2001: Mike Mussina (P)	SS: Derek Jeter (5: 2004-06; '09-10)	
1966: Joe Pepitone (1B)	2003: Mike Mussina (P)	****ANTHONY VOLPE (1: 2023)	
1969: Joe Pepitone (1B)	2004: Derek Jeter (SS)	OF: Norm Siebern (1: 1958)	
1972: Bobby Murcer (OF)	2005: Derek Jeter (SS)	Roger Maris (1: 1960)	
1973: Thurman Munson (C)	2006: Derek Jeter (SS)	Mickey Mantle (1: 1962)	
1974: Thurman Munson (C)	2008: Mike Mussina (P)	Tom Tresh (1: 1965)	
1975: Thurman Munson (C)	2009: Mark Teixeira (1B)	Bobby Murcer (1: 1972)	
1977: Graig Nettles (3B)	Derek Jeter (SS)	Dave Winfield (5: 1982-85, '87)	
1978: Chris Chambliss (1B)	2010: Mark Teixeira (1B)	Bernie Williams (4: 1997-2000)	
Graig Nettles (3B)	Robinson Canó (2B)	Brett Gardner (1: 2016)	
1982: Ron Guidry (P)	Derek Jeter (SS)	**Joey Gallo (1: 2021)	
Dave Winfield (OF)	2012: Mark Teixeira (1B)	UT: DJ LEMAHIEU (1: 2022)	
1983: Ron Guidry (P)	Robinson Canó (2B)		
Dave Winfield (OF)	2016: Brett Gardner (LF)		
1984: Ron Guidry (P)	2021: **Joey Gallo (RF)		
Dave Winfield (OF)	2022: DJ LEMAHIEU (UT)		
1985: Ron Guidry (P)	***JOSE TREVINO (C)		
Don Mattingly (1B)	2023: ****ANTHONY VOLPE (SS)		
Dave Winfield (OF)			
1986: Ron Guidry (P)			
Don Mattingly (1B)			

*In 1957 only one award was given at each position encompassing both AL & NL players.
**Played 95G w/ TEX & 58G w/ NYY in 2021.

*** Won "AL Platinum Glove," for best fielder in league. Awarded via fan balloting since 2011.
**** First and only Yankees rookie winner.

Silver Slugger Award (Award since 1980. Won 49 times by 22 players.)

By Year		By Position	
1980: Willie Randolph (2B)	2006: Robinson Canó (2B)	C: Mike Stanley (1: 1993)	
Reggie Jackson (DH)	Derek Jeter (SS)	Jorge Posada (5: 2000-03, '07)	
1981: Dave Winfield (OF)	2007: Jorge Posada (C)	Brian McCann (1: 2015)	
1982: Dave Winfield (OF)	Alex Rodriguez (3B)	Gary Sánchez (1: 2017)	
1983: Dave Winfield (OF)	Derek Jeter (SS)	1B: Don Mattingly (3: 1985-87)	
Don Baylor (DH)	2008: Alex Rodriguez (3B)	Tino Martinez (1: 1997)	
1984: Dave Winfield (OF)	Derek Jeter (SS)	Jason Giambi (1: 2002)	
1985: Don Mattingly (1B)	2009: Mark Teixeira (1B)	Mark Teixeira (1: 2009)	
Rickey Henderson (OF)	Derek Jeter (SS)	2B: Willie Randolph (1: 1980)	
Dave Winfield (OF)	2010: Robinson Canó (2B)	Alfonso Soriano (1: 2002)	
Don Baylor (DH)	2011: Robinson Canó (2B)	Robinson Canó (5: 2006, '10-13)	
1986: Don Mattingly (1B)	2012: Curt Schlarb (OF)	DJ LEMAHIEU (2: 2019, 2020)	
1987: Don Mattingly (1B)	2012: Robinson Canó (2B)	3B: Wade Boggs (2: 1993-94)	
1993: Mike Stanley (C)	Derek Jeter (SS)	Alex Rodriguez (3: 2005, '07-08)	
Wade Boggs (3B)	2013: Robinson Canó (2B)	SS: Derek Jeter (5: 2006-09, '12)	
1994: Wade Boggs (3B)	2015: Brian McCann (C)	OF: Dave Winfield (5: 1981-85)	
1997: Tino Martinez (1B)	2017: Gary Sánchez (C)	Rickey Henderson (1: 1985)	
2000: Jorge Posada (C)	*AARON JUDGE (OF)	Bernie Williams (1: 2002)	
2001: Jorge Posada (C)	2019: DJ LEMAHIEU (2B)	Gary Sheffield (2: 2004-05)	
2002: Jorge Posada (C)	2020: DJ LEMAHIEU (2B)	Curtis Granderson (1: 2011)	
Jason Giambi (1B)	2021: AARON JUDGE (OF)	AARON JUDGE (3: 2017, '21-22)	
Alfonso Soriano (2B)	2022: AARON JUDGE (OF)	DH: Don Baylor (2: 1983, '85)	
Bernie Williams (OF)			
2003: Jorge Posada (C)	* First & only Yankees rookie winner.		
2004: Gary Sheffield (OF)			
2005: Alex Rodriguez (3B)			
Gary Sheffield (OF)			



AL Player of the Week Award (Award since 1974)

By Week Ending Date – 139 times by 68 players (including 45 position players, 7-LHP, 16-RHP)

4/16/1974..... Graig Nettles	6/16/1985..... Bob Shirley-LHP	4/6/2003..... Alfonso Soriano	8/3/2014..... Brett Gardner
4/23/1974..... Graig Nettles	6/23/1985..... Rickey Henderson	6/15/2003...Rogger Clemens-RHP	8/31/2014..... Jacoby Ellsbury
8/27/1974..... Roy White	6/23/1985..... Ron Guidry-LHP	6/29/2003..... Hideki Matsui	4/26/2015..... Mark Teixeira
4/27/1975..... Roy White	8/11/1985..... Don Mattingly	8/17/2003... Mike Mussina-RHP	5/10/2015... Michael Pineda-RHP
5/4/1975..... Thurman Munson	10/6/1985..... Phil Niekro-RHP	9/21/2003..... Alfonso Soriano	6/28/2015..... Brett Gardner
9/7/1975..... Catfish Hunter-RHP	10/5/1986..... Dave Righetti-LHP	5/2/2004..... Ruben Sierra	8/21/2016..... Gary Sánchez
9/21/1975..... Bobby Bonds	7/13/1987..... Don Mattingly	5/30/2004..... Hideki Matsui	8/28/2016..... Gary Sánchez
6/20/1976..... Sparky Lyle-LHP	7/20/1987..... Don Mattingly	6/6/2004..... Gary Sheffield	6/11/2017..... AARON JUDGE
7/25/1976..... Thurman Munson	7/17/1988..... Don Mattingly	9/12/2004..... Derek Jeter	9/24/2017..... AARON JUDGE
10/4/1976..... Graig Nettles	8/26/1990..... Roberto Kelly	5/2/2005..... Alex Rodriguez	4/29/2018..... Didi Gregorius
5/9/1977..... Roy White	6/21/1992..... Mel Hall	5/16/2005..... Tino Martinez	5/27/2018... GLEYBER TORRES
9/18/1977..... Reggie Jackson	8/13/1995... Jack McDowell-RHP	6/20/2005..... Hideki Matsui	9/2/2018..... GLEYBER TORRES
6/18/1978..... Ron Guidry-LHP	5/19/1996... Dwight Gooden-RHP	7/18/2005..... Gary Sheffield	9/30/2018... Luke Voit
8/6/1978..... Catfish Hunter-RHP	7/14/1996... John Wetteland-RHP	9/19/2005..... Robinson Cano	4/28/2019..... Luke Voit
8/27/1978..... Graig Nettles	5/4/1997..... Tino Martinez	4/17/2006..... Jason Giambi	6/30/2019..... DJ LEMAHIEU
9/3/1978..... Rich Gossage-RHP	6/29/1997..... Tino Martinez	8/21/2006..... Johnny Damon	8/2/2020..... AARON JUDGE
9/10/1978..... Ron Guidry-LHP	8/31/1997..... Bernie Williams	9/4/2006..... Alex Rodriguez	9/20/2020..... DJ LEMAHIEU
10/1/1978..... Ed Figueroa-RHP	9/14/1997..... Wade Boggs	4/9/2007..... Alex Rodriguez	5/2/2021..... Corey Kluber-RHP
5/13/1979..... Reggie Jackson	4/12/1998..... Darryl Strawberry	6/11/2007..... Alex Rodriguez	5/16/2021..... AARON JUDGE
5/20/1979..... Tommy John-LHP	5/17/1998..... David Wells-LHP	7/23/2007..... Robinson Cano	5/23/2021..... Corey Kluber-RHP
9/30/1979..... Oscar Gamble	5/31/1998..... Bernie Williams	8/6/2007..... Robinson Cano	8/22/2021..... Luke Voit
5/1/1980..... Reggie Jackson	9/27/1998..... Shane Spencer	9/10/2007..... Alex Rodriguez	9/26/2021... GIANCARLO STANTON
5/11/1980..... Tommy John-LHP	4/11/1999..... Chilli Davis	6/2/2008..... Mariano Rivera-RHP	7/16/2022..... Matt Carpenter
6/1/1980..... Bobby Brown	6/27/1999..... Tino Martinez	8/4/2008..... Xavier Nady	7/24/2022..... AARON JUDGE
9/9/1980..... Oscar Gamble	7/18/1999..... David Cone-RHP	5/11/2009..... Johnny Damon	7/31/2022..... AARON JUDGE
9/14/1980..... Ron Davis-RHP	5/6/2001..... Mike Mussina-RHP	6/29/2009... Mariano Rivera-RHP	10/5/2022..... AARON JUDGE
10/5/1980..... Reggie Jackson	7/10/2001..... Bernie Williams	5/30/2010..... Robinson Cano	4/16/2023... GERRIT COLE-RHP
30/5/1982..... Oscar Gamble	6/29/2001..... Paul O'Neill	8/22/2010..... Robinson Cano	5/14/2023... ANTHONY RIZZO
7/10/1983..... Dave Righetti-LHP	8/5/2001..... Derek Jeter	9/5/2010..... Mark Teixeira	5/21/2023..... AARON JUDGE
8/7/1983..... Dave Winfield	9/2/2001..... Mike Mussina-RHP	7/10/2011..... Derek Jeter	7/2/2023... Domingo Germán-RHP
8/14/1983..... Dave Winfield	5/19/2002... Rogger Clemens-RHP	9/25/2011... Mariano Rivera-RHP	9/24/2023..... AARON JUDGE
6/3/1984..... Steve Kemp	6/23/2002..... Alfonso Soriano	7/1/2012..... Robinson Cano	
7/29/1984..... Don Mattingly	8/18/2002..... Bernie Williams	9/23/2012... Ichiro Suzuki	
		6/9/2013..... Brett Gardner	
		8/18/2013... Alfonso Soriano	
		4/13/2014... Carlos Beltrán	

Note: Most by pos. players-JUDGE-9, Canó/Mattingly-6; R. Jackson/Nettles/A. Rodriguez-5; Most by pitchers- Guidry/ Mussina/Rivera-3.

AL Player of the Month Award (Award since 1974. Included pitchers through 1978.)

By Month – 42 times by 20 players

1974 Apr.: Graig Nettles (3B)	2005 May: Alex Rodriguez (3B)
1974 July: Doc Medich (RHP)	2005 July: Jason Giambi (1B)
1977 Aug.: Graig Nettles (3B)	2005 Aug.: Alex Rodriguez (3B)
1978 June: Ron Guidry (LHP)	2006 Apr.: Jason Giambi (1B)
1978 Sept.: Ron Guidry (LHP)	2006 May: Alex Rodriguez (3B)
1980 July: Reggie Jackson (OF), co-winner w/ George Brett	2006 Sept.: Robinson Cano (2B)
1982 Sept.: Dave Winfield (OF)	2007 Apr.: Alex Rodriguez (3B)
1985 June: Rickey Henderson (OF)	2007 June: Alex Rodriguez (3B)
1985 Aug.: Don Mattingly (1B)	2007 July: Hideki Matsui (OF)
1985 Sept.: Don Mattingly (1B)	2010 Apr.: Robinson Cano (2B)
1986 Sept.: Don Mattingly (1B)	2010 Sept.: Alex Rodriguez (3B)
1987 July: Don Mattingly (1B)	2011 Aug.: Curtis Granderson (OF)
1988 Apr.: Dave Winfield (OF)	2016 Aug.: Gary Sánchez (C)
1997 Aug.: Bernie Williams (OF)	2017 June: AARON JUDGE (OF)
1998 May: Bernie Williams (OF)	2017 Sept.: AARON JUDGE (OF)
1998 Aug.: Derek Jeter (SS)	2018 Apr.: Didi Gregorius (SS)
2000 Aug.: Glenallen Hill (DH)	2019 June: DJ LEMAHIEU (2B)
2002 May: Jason Giambi (1B)	2022 May: AARON JUDGE (OF)
2003 Apr.: Alfonso Soriano (2B)	2022 July: AARON JUDGE (OF)
2003 June: Jason Giambi (1B)	2022 Sept.: AARON JUDGE (OF)
2003 Sept.: Alfonso Soriano (2B)	2023 May: AARON JUDGE (OF)

By Position

P:	Ron Guidry (2)
	Doc Medich (1)
C:	Gary Sánchez (1)
1B:	Jason Giambi (4)
	Don Mattingly (4)
2B:	Robinson Cano (2)
	Alfonso Soriano (2)
	DJ LEMAHIEU (1)
3B:	Alex Rodriguez (6)
	Graig Nettles (2)
SS:	Derek Jeter (1)
	Didi Gregorius(1)
OF:	AARON JUDGE (6)
	Bernie Williams (2)
	Dave Winfield (2)
	Curtis Granderson (1)
	Rickey Henderson (1)
	Reggie Jackson (1)
	Hideki Matsui (1)
DH:	Glenallen Hill (1)

AL Rookie of the Month Award (Award since 2001)

By Month – 10 times by 6 players

2003 June: Hideki Matsui (OF)	2017 Apr.: AARON JUDGE (OF)	2018 May: GLEYBER TORRES (2B)
2005 Sept.:Robinson Canó (2B)	2017 May: AARON JUDGE (OF)	2018 June: Miguel Andújar (3B)
2016 Aug.: Gary Sánchez (C)*	2017 June: AARON JUDGE (OF)*	2018 Aug.: Miguel Andújar (3B)
	2017 Sept.: AARON JUDGE (OF)*	

*Note: Sánchez & Judge also won AL Player of the Month, becoming the ninth and 10th players in either league to notch both in the same calendar month.



AL Pitcher of the Month Award

(Award since 1979. From 1974-78, pitchers were eligible for the Player of the Month Award.)

By Month – 22 times by 16 pitchers*

1979 Apr.: Tommy John (L)	1999 July: Hideki Irabu (R)	2011 July: CC Sabathia (L)
1979 Sept.: Rich Gossage (R)	1999 Aug.: Mariano Rivera (R)	2013 Aug.: Ivan Nova (R)
1981 Aug.: *Ron Guidry (L)	2000 July: Roger Clemens (R)	2014 May: Masahiro Tanaka (R)
1985 Aug.: Dave Righetti (L)	2001 June: Roger Clemens (R)	2021 April: GERRIT COLE (R)
1993 Apr.: Jimmy Key (L)	2002 Sept.: Andy Pettitte (L)	2021 July: Jameson Taillon (R)
1997 Apr.: Andy Pettitte (L)	2004 Apr.: Kevin Brown (R)	2023 April: GERRIT COLE (R)
1998 May: Hideki Irabu (R)	2007 Aug.: Andy Pettitte (L)	
1998 July: David Cone (R)	2009 Aug.: CC Sabathia (L)	

*Note: Ron Guidry twice won AL Player of the Month (June & Sept. 1978) before the creation of a separate AL Pitcher of the Month Award.

AL Reliever of the Month Award (Award since 2017)

By Month – 6 times by 3 players

2017 Sept.: Aroldis Chapman (LHP)	2019 July: TOMMY KAHNLE (RHP)	2022 May: CLAY HOLMES (RHP)
2019 May: Aroldis Chapman (LHP)	2019 Aug.: Aroldis Chapman (LHP)	2023 Sept./Oct.: CLAY HOLMES (RHP)

All-MLB Team (Award since 2019)

By Year ("Team")

2019: DJ LEMAHIEU-2B (1st) Aroldis Chapman-RP (2nd)
2020: DJ LEMAHIEU-2B (1st) GERRIT COLE-SP (2nd)
2021: GERRIT COLE-SP (1st) AARON JUDGE-OF (1st)
2022: AARON JUDGE-OF (1st)
2023: GERRIT COLE-SP (1st) AARON JUDGE-OF (2nd)

By "Team"

1st: GERRIT COLE-SP (2: 2021, '23) AARON JUDGE-OF (2: 2021-22) DJ LEMAHIEU-2B (2: 2019-20)
2nd: Aroldis Chapman-RP (1: 2019) GERRIT COLE - SP (1: 2020) AARON JUDGE-OF (1: 2023)

Other Awards (Postseason awards are listed at the end of the Yankees Postseason Summaries section.)

Please note in brackets: [Number of Yankees award winners, year the award was established, description of award if necessary]

AL Comeback Player of the Year Award [2x, since 2005]: Jason Giambi (2005) and Mariano Rivera (2013)

AL Hank Aaron Award [4x, since 1999, best offensive performer in AL]: Derek Jeter (2006 and '09), Alex Rodriguez (2007), Aaron Judge (2022)

AL Manager of the Year Award [3x, since 1983]: Buck Showalter (1994) and Joe Torre (1996 tie with Texas' Johnny Oates and 1998)

AL Edgar Martinez Outstanding Designated Hitter Award [1x, since 1973]: Don Baylor (1985)

AL Rolands Relief Man of the Year Award [8x, 1976-2012, awarded on a points system based on saves, "tough saves" relief wins, relief losses & blown saves]: Dave Righetti (1986-87), John Wetteland (1996), Mariano Rivera (1999, 2001, '04-05, & '09 tie with Joe Nathan)

Associated Press Male Athlete of the Year [5x, since 1931]: Joe DiMaggio (1941), Mickey Mantle (1956), Roger Maris (1961), Ron Guidry (1978), Aaron Judge (2022)

Baseball America Executive of the Year [1x, since 1998]: Brian Cashman (2017)

Baseball America Organization of the Year [1x, since 1982]: Yankees (1998)

MLB Delivery Man of the Year Award [3x, 2005-13, MLB's outstanding reliever, voted by fans]: Mariano Rivera (2005-06, '09)

MLBPAA Heart and Hustle Award [1x, since 2005, for the active MLB player who embodies the values, spirit and traditions of the game]: Brett Gardner (2017). *Yearly Yankees nominees — Derek Jeter (2005-06, '08), Mariano Rivera (2007), Nick Swisher (2009), Brett Gardner (2010, '13-15, '17), Curtis Granderson (2011-12), Didi Gregorius (2016), Austin Romine (2018), DJ LeMahieu (2019), No award (2020), Aaron Judge (2021), Jose Trevino (2022), Isiah Kiner-Falefa (2023)*

Mariano Rivera AL Reliever of the Year Award [2x, since 2014, rebranding of MLB Delivery Man of the Year noted above]: Andrew Miller (2015) and Aroldis Chapman (2019)

MLB Hutch Award [2x, since 1965, given to the player who best exemplifies the fighting spirit and competitive desire of former player and manager Fred Hutchinson by persevering through adversity]: Mickey Mantle (1965) and David Cone (1998)

MLB Roberto Clemente Award [4x, since 1971, given for commitment to community and helping others]: Ron Guidry (1984), Don Baylor (1985), Derek Jeter (2009) and Aaron Judge (2023)

Sporting News MLB Player of the Year [10x, since 1936]: Joe DiMaggio (1939), Spud Chandler (1943), Phil Rizzuto (1950), Mickey Mantle (1956), Bob Turley (1958), Roger Maris (1961), Ron Guidry (1978), Don Mattingly (1985), Alex Rodriguez (2007), Aaron Judge (2022)

Sporting News AL Pitcher of the Year [8x, 1944-45, '48-present, broken up into starters and relievers since 2013]: Whitey Ford (1955, '61, '63), Bob Turley (1958), Ron Guidry (1978), Jimmy Key (1994), Roger Clemens (2001), Gerrit Cole (SP 2021, '23)

Sporting News AL Reliever of the Year [2x, since 2013]: Dellin Betances (2014-15)

Outstanding Designated Hitter Award (named for Edgar Martinez since 2004) [1x, since 1973]: Don Baylor (1985)

Wilson Defensive Player of the Year [4x, from 2012-13, best at position in league; and from 2014-19, best at position in all MLB]: Robinson Canó-2B (2012-13), Brett Gardner-LF (2016) and Aaron Judge-RF (2019)



AL Batting Leaders

Batting Average

Year	Player	Age	Pos.	Avg.	G	AB	R	H	2B	3B	HR	RBI	E
1924	Babe Ruth	29	OF	.378	153	529	143*	200	39	7	46*	124	14
1934	Lou Gehrig	31	1B	.363*	154 [†]	579	128	210	40	6	49*	166*	7
1939	Joe DiMaggio	24	OF	.381*	120	462	108	176	32	6	30	126	5
1940	Joe DiMaggio	25	OF	.352	132	508	93	179	28	9	31	133	8
1945	Snuffy Stirrweiss	26	2B	.309	152	632	107	195	32	22*	10	64	29
1956	Mickey Mantle	24	OF	.353*	150	533	132*	188	22	5	52*	130*	4
1984	Don Mattingly	23	1B	.343	153	603	91	207	44*	2	23	110	6
1994	Paul O'Neill	31	OF	.359	103	368	68	132	25	1	21	83	1
1998	Bernie Williams	29	OF	.339	128	499	101	169	30	5	26	97	3
2020	DJ LEMAHIEU	31	2B	.364*	50	195	41	71	10	2	10	27	6

Home Runs

Year	Player	G	AB	HR
1916	Wally Pipp	151	545	12 [†]
1917	Wally Pipp	155	587	9
1920	Babe Ruth	142	458	54*
1921	Babe Ruth	152	541	59*
1923	Babe Ruth	152	520	41 [†] *
1924	Babe Ruth	153	529	46*
1925	Bob Meusel	156	624	33
1926	Babe Ruth	152	495	47*
1927	Babe Ruth	151	540	60*
1928	Babe Ruth	154	536	54*
1929	Babe Ruth	135	499	46*
1930	Babe Ruth	145	518	49
1931	Babe Ruth	145	534	46*
	Lou Gehrig	155	619	46*
1934	Lou Gehrig	154	579	49*
1936	Lou Gehrig	155	579	49*
1937	Joe DiMaggio	151	621	46*
1944	Nick Etten	154	573	22
1948	Joe DiMaggio	153	594	39
1955	Mickey Mantle	147	517	37
1956	Mickey Mantle	150	533	52*
1958	Mickey Mantle	150	519	42
1960	Mickey Mantle	153	527	40
1961	Roger Maris	161	590	61*
1976	Graig Nettles	158	583	32
1980	Reggie Jackson	143	514	41 [†]
2005	Alex Rodriguez	162	605	48
2007	Alex Rodriguez	158	583	54*
2009	Mark Teixeira	156	609	39 [†]
2017	AARON JUDGE	155	542	52
2020	Luke Voit	56	213	22*
2022	AARON JUDGE (All-time AL rec.)	157	570	62*

RBI

Year	Player	G	AB	RBI
1920	Babe Ruth	142	458	136*
1921	Babe Ruth	152	541	168*
1923	Babe Ruth	152	520	130 [†] *
1925	Bob Meusel	156	624	136
1926	Babe Ruth	152	495	153*
1927	Lou Gehrig	155	584	173*
1928	Lou Gehrig	154	562	147*
1930	Lou Gehrig	154	581	173
1931	Lou Gehrig (All-time AL record)	155	619	184*
1934	Lou Gehrig	154	579	166*
1941	Joe DiMaggio	139	541	125*
1945	Nick Etten	152	565	111
1948	Joe DiMaggio	153	594	155*
1956	Mickey Mantle	150	533	130*
1960	Roger Maris	136	499	112
1961	Roger Maris	161	590	141 [†]
1985	Don Mattingly	159	652	145*
2007	Alex Rodriguez	158	583	156*
2009	Mark Teixeira	156	609	122
2011	Curtis Granderson	156	583	119
2022	AARON JUDGE	157	570	131 [†] *

200-Hit Seasons

Year	Player	AVG	AB	H
1921	Babe Ruth	.377	541	204
1923	Babe Ruth	.394	520	205
1924	Babe Ruth	.378	529	200
1925	Earle Combs	.342	593	203
1927	Earle Combs	.356	648*	231
	Lou Gehrig	.373	584	218
1928	Lou Gehrig	.374	562	210
1929	Earle Combs	.345	586	202
1930	Lou Gehrig	.379	581	220
1931	Lou Gehrig	.341	619	211
1932	Lou Gehrig	.349	596	208
1934	Lou Gehrig	.363*	579	210
1936	Joe DiMaggio	.323	637	206
	Lou Gehrig	.354	579	205
1937	Joe DiMaggio	.346	621	215
	Lou Gehrig	.351	569	200
1939	Red Rolfe	.329	648	213*
1944	Snuffy Stirrweiss	.319	643	205*
1950	Phil Rizzuto	.324	617	200
1962	Bobby Richardson	.302	692	209
1984	Don Mattingly	.343	603	207
1985	Don Mattingly	.324	652	211
1986	Don Mattingly	.352	677	238*
1989	Steve Sax	.315	651	205
1998	Derek Jeter	.324	626	203
1999	Derek Jeter	.349	627	219*
	Bernie Williams	.342	591	202
2000	Derek Jeter	.339	593	201
2002	Alfonso Soriano	.300	696*	209*
	Bernie Williams	.333	612	204
2005	Derek Jeter	.309	654	202
2006	Derek Jeter	.343	623	214
2007	Derek Jeter	.322	639	206
2009	Derek Jeter	.334	634	212
	Robinson Canó	.320	637	204
2010	Robinson Canó	.319	626	200
2012	Derek Jeter	.316	683*	216*



Don Mattingly led the AL in hits twice, including a single-season franchise record 238 hits in 1986.

KEY: * indicates Major League leader, † indicates tied for AL or ML lead, *italics* in BA chart & 200H chart indicates AL leader



Hits

1927	Earl Combs	231
1931	Lou Gehrig	211
1939	Red Rolfe	213*
1944	Snuffy Stirnweiss	205*
1962	Bobby Richardson	209
1984	Don Mattingly	207
1986	Don Mattingly	238
1999	Derek Jeter	219
2002	Alfonso Soriano	209
2012	Derek Jeter	216*

Singles

1904	Willie Keeler	162*
1905	Willie Keeler	151
1906	Willie Keeler	166*
1927	Earle Combs	166
1929	Earle Combs	151
1944	Snuffy Stirnweiss	146*
1950	Phil Rizzuto	150*
1961	Bobby Richardson	148
1962	Bobby Richardson	158
1964	Bobby Richardson	148
1967	Horace Clarke	140
1969	Horace Clarke	147
1975	Thurman Munson	151
1989	Steve Sax	171*
1997	Derek Jeter	142†
1998	Derek Jeter	151*
2012	Derek Jeter	169*

Doubles

1927	Lou Gehrig	52*
1928	Lou Gehrig	47
1939	Red Rolfe	46
1984	Don Mattingly	44*
1985	Don Mattingly	48*
1986	Don Mattingly	53*

Triples

1924	Wally Pipp	19
1926	Lou Gehrig	20
1927	Earl Combs	23*
1928	Earl Combs	21*
1930	Earl Combs	22
1934	Ben Chapman	13
1936	Joe DiMaggio	15 [†]
	Red Rolfe	15 [†]
1943	Johnny Lindell	12†
1944	Johnny Lindell	16†
	Snuffy Stirnweiss	16†
1945	Snuffy Stirnweiss	22*
1947	Tommy Henrich	13
1948	Tommy Henrich	14
1955	Andy Carey	11†
	Mickey Mantle	11†
1957	Hank Bauer	9†
	Gil McDougald	9†
2013	Brett Gardner	10

On-Base Pct.

1920	Babe Ruth	532*
1921	Babe Ruth	512*
1923	Babe Ruth	545*
1924	Babe Ruth	513*
1926	Babe Ruth	516*
1927	Babe Ruth	486*
1928	Lou Gehrig	467
1930	Babe Ruth	493*
1931	Babe Ruth	495*
1932	Babe Ruth	489*
1934	Lou Gehrig	465*
1935	Lou Gehrig	466
1936	Lou Gehrig	478*
1937	Lou Gehrig	473*
1953	Gene Woodling	429
1955	Mickey Mantle	431
1962	Mickey Mantle	486*
1964	Mickey Mantle	423*
1971	Bobby Murcer	427*
2005	Jason Giambi	440
2020	DJ LEMAHIEU	421
2022	AARON JUDGE	425*

Runs

1920	Babe Ruth	158*
1921	Babe Ruth (Modern Era Record)	177*
1923	Babe Ruth	151*
1924	Babe Ruth	143*
1926	Babe Ruth	139*
1927	Babe Ruth	158*
1928	Babe Ruth	163*
1931	Lou Gehrig	163*
1933	Lou Gehrig	138*
1935	Lou Gehrig	125
1936	Lou Gehrig	167*
1937	Joe DiMaggio	151*
1939	Red Rolfe	139*
1944	Snuffy Stirnweiss	125*
1945	Snuffy Stirnweiss	107
1948	Tommy Henrich	138*
1954	Mickey Mantle	128*
1956	Mickey Mantle	132*
1957	Mickey Mantle	121*
1958	Mickey Mantle	129*
1960	Mickey Mantle	119*
1961	Roger Maris	132*
1972	Bobby Murcer	102
1976	Roy White	104
1985	Rickey Henderson	146*
1986	Rickey Henderson	130*
1998	Derek Jeter	127
2002	Alfonso Soriano	128*
2005	Alex Rodriguez	124
2007	Alex Rodriguez	143*
2010	Mark Teixeira	113
2011	Curtis Granderson	136*
2017	AARON JUDGE	128
2022	AARON JUDGE	133*

Slugging Pct.

1920	Babe Ruth (All-time AL record)	.847*
1921	Babe Ruth	.846*
1922	Babe Ruth	.672
1923	Babe Ruth	.764*
1924	Babe Ruth	.739*
1926	Lou Gehrig	.737*
1927	Babe Ruth	.772*
1928	Babe Ruth	.709*
1929	Babe Ruth	.697*
1930	Babe Ruth	.732*
1931	Babe Ruth	.700*
1934	Lou Gehrig	.706*
1936	Lou Gehrig	.696*
1937	Joe DiMaggio	.673*
1945	Snuffy Stirnweiss	.476
1950	Joe DiMaggio	.585
1955	Mickey Mantle	.611
1956	Mickey Mantle	.705*
1960	Roger Maris	.581
1961	Mickey Mantle	.687*
1962	Mickey Mantle	.605
1986	Don Mattingly	.573*
2005	Alex Rodriguez	.610
2007	Alex Rodriguez	.645*
2008	Alex Rodriguez	.573
2022	AARON JUDGE	.686*

Strikeouts

1916	Wally Pipp	82
1920	Aaron Ward	84
1921	Bob Meusel	88*
1923	Babe Ruth	94*
1924	Babe Ruth	81*
1926	Tony Lazzeri	97*
1927	Babe Ruth	89*
1928	Babe Ruth	88
1929	Lou Gehrig	71
1937	Frank Crosetti	97
1938	Frank Crosetti	107
1942	Joe Gordon	95*
1946	Charlie Keller	102
1952	Mickey Mantle	111†
1954	Mickey Mantle	107*
1958	Mickey Mantle	123*
1959	Mickey Mantle	126*
1960	Mickey Mantle	124
2003	Jason Giambi	140
2017	AARON JUDGE	208*
2021	Joey Gallo (125-TEX, 88-NYY)	213*

Stolen Bases

1914	Fritz Maisel	74*
1931	Ben Chapman	61*
1932	Ben Chapman	38*
1933	Ben Chapman	27*
1938	Frank Crosetti	27*
1944	Snuffy Stirnweiss	44*
1945	Snuffy Stirnweiss	33*
1985	Rickey Henderson	80
1986	Rickey Henderson	87
1988	Rickey Henderson	93*
2002	Alfonso Soriano	41
2011	Brett Gardner	49*

Total Bases

1921	Babe Ruth (All-time MLB record)	457*
1923	Babe Ruth	399*
1924	Babe Ruth	391*
1926	Babe Ruth	365*
1927	Lou Gehrig	447*
1928	Babe Ruth	380*
1930	Lou Gehrig	419
1931	Lou Gehrig	410*
1934	Lou Gehrig	409*
1937	Joe DiMaggio	418*
1941	Joe DiMaggio	348*
1944	Johnny Lindell	297
1945	Snuffy Stirnweiss	301
1948	Joe DiMaggio	355
1956	Mickey Mantle	376*
1958	Mickey Mantle	307
1960	Mickey Mantle	294
1961	Roger Maris	366*
1972	Bobby Murcer	314
1985	Don Mattingly	370*
1986	Don Mattingly	388*
2007	Alex Rodriguez	376
2009	Mark Teixeira	344
2022	AARON JUDGE	391*

Walks

1920	Babe Ruth	150*
1921	Babe Ruth	144*
1922	Whitey Witt	89*
1923	Babe Ruth (All-time AL record)	170*
1924	Babe Ruth	142*
1926	Babe Ruth	144*
1927	Babe Ruth	137*
1928	Babe Ruth	144*
1930	Babe Ruth	136*
1931	Babe Ruth	128*
1932	Babe Ruth	130*
1933	Babe Ruth	115*
1935	Lou Gehrig	133*
1936	Lou Gehrig	130*
1937	Lou Gehrig	127*
1940	Charlie Keller	106
1943	Charlie Keller	106*
1944	Nick Etten	97
1955	Mickey Mantle	113*
1957	Mickey Mantle	146*
1958	Mickey Mantle	129*
1961	Mickey Mantle	126*
1962	Mickey Mantle	122*
1972	Roy White	92†
1980	Willie Randolph	119*
2003	Jason Giambi	129
2005	Jason Giambi	108
2017	AARON JUDGE	127
2021	Joey Gallo (74-TEX, 37-NYY)	111
2022	AARON JUDGE	111



Lou Gehrig paced the AL in RBI a franchise-record five times, including a league-record 184 RBI in 1931.

KEY: * indicates Major League leader, † indicates tied for AL or ML lead



AL Pitching Leaders

Wins

1904	Jack Chesbro (Modern Era Record) ...	41*
1906	Al Orth	27 ^{ML}
1921	Carl Mays	27 ^{ML}
1927	Waite Hoyt	22 ¹
1928	George Pipgras	24 ¹
1934	Lefty Gomez	26
1937	Lefty Gomez	21
1938	Red Ruffing	21
1943	Spud Chandler	20 ¹
1955	Whitey Ford	21 ^{ML}
1958	Bob Turley	21
1961	Whitey Ford	25*
1962	Ralph Terry	23
1963	Whitey Ford	24
1975	Catfish Hunter	23 ^{ML}
1978	Ron Guidry	25*
1985	Ron Guidry	22
1994	Jimmy Key	17*
1996	Andy Pettitte	21
1998	David Cone	20 ^{ML}
2006	Chien-Ming Wang	19 ^{ML}
2009	CC Sabathia	19 ^{ML}
2010	CC Sabathia	21 ^{ML}
2021	GERRIT COLE	16

Losses

1907	Al Orth	21 ¹
1908	Joe Lake	22
1912	Russ Ford	21
1925	Sam Jones	21*
1966	Mel Stottlemyre	20
1972	Mel Stottlemyre	18*
1990	Tim Learly	19 ^{ML}

Winning Pct. (min: 15 dec.)

1904	Jack Chesbro774 (41-12)
1916	Nick Cullop684 (13-6)
1921	Carl Mays750 (27-9)*
1922	Joe Bush788 (26-7)*
1923	Herb Pennock760 (19-6)
1932	Johnny Allen810 (17-4)*
1933	Russ Van Atta750 (12-4) ¹
1934	Lefty Gomez839 (26-5)*
1936	Bump Hadley778 (14-4)
1939	Atley Donald813 (13-3)*
1941	Lefty Gomez750 (15-5)
1942	Tiny Bonham808 (21-5)
1943	Spud Chandler833 (20-4)*

1947	Spec Shea737 (14-5)
1950	Vic Raschi724 (21-8)
1953	Eddie Lopat800 (16-4)*
1955	Tommy Byrne762 (16-5)
1956	Whitey Ford760 (19-6)
1957	Tom Sturdivant727 (16-6) ^{ML}
1958	Bob Turley750 (21-7)*
1960	Jim Coates813 (13-3)*
1961	Whitey Ford862 (25-4)*
1963	Whitey Ford774 (24-7)
1977	Don Gullett778 (14-4)
1978	Ron Guidry893 (25-3)*
1979	Ron Davis875 (14-2)*
1985	Ron Guidry786 (22-6)
1994	Jimmy Key810 (17-4)*
1998	David Wells818 (18-4)
2001	Roger Clemens870 (20-3)*
2015	Nathan Eovaldi824 (14-3)
2019	Domingo German818 (18-4)*

ERA

1927	Wilcy Moore	2.28
1934	Lefty Gomez	2.33*
1937	Lefty Gomez	2.33
1943	Spud Chandler	1.64*
1947	Spud Chandler	2.46
1952	Allie Reynolds	2.07*
1953	Ed Lopat	2.43*
1956	Whitey Ford	2.47*
1957	Bobby Shantz	2.45*
1958	Whitey Ford	2.01*
1978	Ron Guidry	1.74*
1979	Ron Guidry	2.78*
1980	Rudy May	2.47*
2023	GERRIT COLE	2.63

Innings Pitched

1904	Jack Chesbro	455.0*
1906	Al Orth	339.0
1921	Carl Mays	336.0*
1925	Herb Pennock	276.0
1928	George Pipgras	302.0
1934	Lefty Gomez	282.0
1961	Whitey Ford	283.0*
1962	Ralph Terry	299.0
1963	Whitey Ford	269.0
1965	Mel Stottlemyre	291.0
1975	Catfish Hunter	328.0*
2023	GERRIT COLE	209.0

Games

1904	Jack Chesbro	55*
1906	Jack Chesbro	49*
1918	George Mogridge	45 ^{ML}
1921	Carl Mays	49*
1948	Joe Page	55
1949	Joe Page	60*
1961	Luis Arroyo	65 ^{ML}
1977	Sparky Lyle	72
1994	Bob Wickman	53
2004	Paul Quantrill	86
2006	Scott Proctor	83
2012	Boone Logan	80 ^{ML}

Games Started

1904	Jack Chesbro (Modern Era Record)	51*
1906	Jack Chesbro	42*
1928	George Pipgras	38*
1949	Vic Raschi	37
1951	Vic Raschi	34*
1961	Whitey Ford	39*
1962	Ralph Terry	39
1963	Whitey Ford / Ralph Terry	37 ¹
1964	Jim Bouton	37
1994	Jimmy Key	25 ¹
1997	Andy Pettitte	35 ¹
2007	Andy Pettitte	34 ¹
2008	Mike Mussina	34 ^{ML}
2010	CC Sabathia	34 ^{ML}
2022	GERRIT COLE	33 ^{ML}
2023	GERRIT COLE	33 ¹

Complete Games

1904	Jack Chesbro (Modern Era Record)	48*
1906	Al Orth	36
1934	Lefty Gomez	25 ^{ML}
1942	Tiny Bonham	22*
1943	Spud Chandler	20*
1955	Whitey Ford	18
1958	Bob Turley	19*
1963	Ralph Terry	18*
1965	Mel Stottlemyre	18
1969	Mel Stottlemyre	24
1975	Catfish Hunter	30
1983	Ron Guidry	21*
1985	Jack McDowell	8
2020	GERRIT COLE	2 ^{ML}
2021	GERRIT COLE	2 ¹

Shutouts

1920	Carl Mays	6
1928	Herb Pennock	5
1930	George Pipgras	3 ¹
1934	Lefty Gomez	6 ¹
1937	Lefty Gomez	6*
1938	Lefty Gomez	4
1939	Red Ruffing	5
1942	Tiny Bonham	6
1943	Spud Chandler	5 ¹
1951	Allie Reynolds	7 ^{ML}
1952	Allie Reynolds	6 ^{ML}
1958	Whitey Ford	7*
1960	Whitey Ford	4 ¹
1978	Ron Guidry	9*
1980	Tommy John	6 ^{ML}
1998	David Wells	5 ^{ML}
2018	Luis Severino	1 ^{ML}
2020	GERRIT COLE	1 ¹
2022	NESTOR CORTES	1 ^{ML}
2023	GERRIT COLE	2 ^{ML}



David Cone, pictured here on Opening Day 2000, went 20-7 in 1998, tying for the Major League lead in wins.

KEY: * indicates Major League leader, ¹ indicates tied for AL or ML lead

Hits

1906	Al Orth	317
1928	George Pipgras	314
1968	Mel Stottlemyre	243

Walks

1918	Slim Love	116
1924	Joe Bush	109*
1928	Hank Johnson	104
1949	Tommy Byrne	179*
1950	Tommy Byrne	160*
1955	Bob Turley	177
1958	Bob Turley	128*
1964	Al Downing	120
1982	Dave Righetti	108
1985	Phil Niekro	120*
2009	A.J. Burnett	97

Strikeouts

1932	Red Ruffing	190
1933	Lefty Gomez	163
1934	Lefty Gomez	158
1937	Lefty Gomez	194*
1951	Vic Raschi	164 [†]
1952	Allie Reynolds	160
1964	Al Downing	217
2022	GERRIT COLE	257*

Runs

1908	Joe Lake	157*
1912	Russ Ford	165*
1976	Catfish Hunter	117 [†] /ALT
1989	Andy Hawkins	111*

Earned Runs

1976	Catfish Hunter	117*
1989	Andy Hawkins	111 [†] */ALT
2013	CC Sabathia	112*

Home Runs

1904	Jack Powell	15*
1912	Russ Ford	11 [†] */ALT
1913	Russ Ford	9 [†]
1914	Jack Warhop	8
1915	Ray Fisher / Jack Warhop	7
1916	Allen Russell	8
1917	Ray Caldwell	8
1923	Bob Shawkey	17 [†] */ALT
1926	Urban Shocker	16
1940	Red Ruffing	24 [†] */ALT
1947	Allie Reynolds	23 [†] */ALT
1962	Ralph Terry	40*
1976	Catfish Hunter	28 [†] */ALT
2022	GERRIT COLE	33

Saves

1972	Sparky Lyle	35
1976	Sparky Lyle	23
1978	Goose Gospage	27
1980	Goose Gospage	33 [†] */ALT
1986	Dave Righetti	46*
1996	John Wetteland	43
1999	Mariano Rivera	45*
2001	Mariano Rivera	50*
2004	Mariano Rivera	53*



Red Ruffing won 231 games as a Yankee, including an AL-best 21 victories in 1938 and a league-leading five shutouts in 1939.

Yankees 20-Game Winners

Year	Pitcher	Record
1903	Jack Chesbro	21-15
1904	Jack Chesbro	41-12
	Jack Powell	23-19
1906	Al Orth	27-17
	Jack Chesbro	24-16
1910	Russ Ford	26-6
1911	Russ Ford	22-11
1916	Bob Shawkey	24-14
1919	Bob Shawkey	20-11
1920	Carl Mays	26-11
	Bob Shawkey	20-13
1921	Carl Mays	27-9
1922	Joe Bush	26-7
	Bob Shawkey	20-12
1923	Sad Sam Jones	21-8
1924	Herb Pennock	21-9
1926	Herb Pennock	23-11
1927	Waite Hoyt	22-7
1928	George Pipgras	24-13
	Waite Hoyt	23-7
1931	Lefty Gomez	21-9
1932	Lefty Gomez	24-7
1934	Lefty Gomez	26-5
1936	Red Ruffing	20-12
1937	Lefty Gomez	21-11
	Red Ruffing	20-7
1938	Red Ruffing	21-7
1939	Red Ruffing	21-7
1942	Ernie Bonham	21-5
1943	Spud Chandler	20-4

Year	Pitcher	Record
1946	Spud Chandler	20-8
1949	Vic Raschi	21-10
1950	Vic Raschi	21-8
1951	Eddie Lopat	21-9
	Vic Raschi	21-10
1952	Allie Reynolds	20-8
1954	Bob Grim	20-6
1958	Bob Turley	21-7
1961	Whitey Ford	25-4
1962	Ralph Terry	23-12
1963	Whitey Ford	24-7
	Jim Bouton	21-7
1965	Mel Stottlemyre	20-9
1968	Mel Stottlemyre	21-12
1969	Mel Stottlemyre	20-14
1970	Fritz Peterson	20-11
1975	Catfish Hunter	23-14
1978	Ron Guidry	25-3
	Ed Figueroa	20-9
1979	Tommy John	21-9
1980	Tommy John	22-9
1983	Ron Guidry	21-9
1985	Ron Guidry	22-6
1996	Andy Pettitte	21-8
1998	David Cone	20-7
2001	Roger Clemens	20-3
2003	Andy Pettitte	21-8
2008	Mike Mussina	20-9
2010	CC Sabathia	21-7



Hall of Famer Waite Hoyt was a 20-game winner in each of the Yankees' back-to-back championship seasons of 1927 and 1928.

Home Run Feats by Yankees (Regular Season Only)

Four HRs, One Game (1 time by 1 player)

Lou Gehrig..... 6/3/32 at PHA

Three-or-more HRs, One Game

(35x by 25 players in reg. season. 3HR hit 34x and 4HR hit once, all noted below)*

AARON JUDGE* (2nd)... 9/22/2023 vs. ARI
AARON JUDGE* (1st)... 8/23/2023 vs. WAS
ANTHONY RIZZO..... 4/26/2022 vs. BAL
Kyle Higashioka..... 9/16/2020 vs. TOR
Gary Sánchez..... 4/7/2019 at BAL
Aaron Hicks..... 7/1/2018 vs. BOS
Alex Rodriguez (3rd)... 7/25/2015 at MIN
Curtis Granderson..... 4/19/2012 vs. MIN
Alex Rodriguez (2nd)... 8/14/2010 at KC
Mark Teixeira..... 5/8/2010 at BOS
Alex Rodriguez (1st)... 4/26/2005 vs. LAA
Tony Clark..... 8/28/2004 at TOR
Tino Martinez..... 4/2/1997 at SEA
Darryl Strawberry..... 8/6/1996 vs. CWS
Paul O'Neill..... 8/31/1995 vs. CAL
Mike Stanley..... 8/10/1995 vs. CLE
Cliff Johnson..... 6/30/1977 at TOR
Bobby Murcer (2nd)... 7/13/1973 vs. KC
Bobby Murcer (1st)... 6/24/1970 vs. CLE
Tom Tresh..... 6/6/1965 vs. CWS
Mickey Mantle..... 5/13/1955 vs. DET
Johnny Mize..... 9/15/1950 at DET
Joe DiMaggio (3rd)... 9/10/1950 at WAS
Joe DiMaggio (2nd)... 5/23/1948 at CLE
Charlie Keller..... 7/28/1940 at CWS
Bill Dickey..... 7/26/1939 vs. STL
Joe DiMaggio (1st)... 6/13/1937 at STL
Tony Lazzeri (2nd)... 5/24/1936 at PHA
Ben Chapman..... 7/9/1932 vs. DET (G2)
Lou Gehrig (4th)... **(4HR)** 6/3/1932 at PHA
Lou Gehrig (3rd)... 5/22/1930 at PHA
Babe Ruth^..... 5/21/1930 at PHA
Lou Gehrig (2nd)... 5/4/1929 at CWS
Lou Gehrig (1st)... 6/23/1927 at BOS
Tony Lazzeri (1st)... 6/8/1927 vs. CWS

^Also accomplished three times in World Series play (by Babe Ruth twice, 10/6/26 G4 at STL and 10/9/28 G4 at STL; and by Reggie Jackson, 10/18/77 G6 vs. LAD)

**First player in franchise history to hit multiple three-HR games in a single season*

Multi-HR Games - Top 20 (Reg. Season Only) Consecutive Games with at least 1HR

Don Mattingly.... 8G (7/8-18/87, 10HR)
*Tied with Dale Long (PIT 5/19-28/56, 8HR) and Ken Griffey Jr. (SEA 7/20-28/93, 8HR) for the all-time MLB record.

1. Ruth..... 68	13. B. Williams.... 18
2. Mantle..... 46	14. Posada..... 17
3. Gehrig..... 43	15. G. Sánchez..... 17
4. DiMaggio..... 35	T. Martinez..... 15
5. JUDGE..... 34	Dickey..... 15
6. A. Rodriguez... 29	18. Murcer..... 14
7. Giambi..... 22	TORRES..... 14
8. Teixeira..... 21	19. Canó..... 14
9. Winfield, Nettles, Maris, Berra.... 19	Mattingly, Henrich Gordon..... 13

HR, First MLB Plate App. and AB (6x) *also first MLB game

JASSON DOMÍNGUEZ*..... 9/1/23 at HO
#AARON JUDGE*..... 8/13/2016 vs. TB
#Tyler Austin*..... 8/13/2016 vs. TB
Andy Phillips..... 9/26/2004 at BOS
Marcus Thames*..... 6/10/2002 vs. ARI
John Miller*..... 9/11/1966 at BOS
#Hit in consecutive PAs in the second inn. (Austin, then Judge). Marked the first time in MLB history that teammates each homered in their MLB debuts in the same game (not just their first PAs or consecutive PAs). There had been just one other game in MLB history that two players each hit HRs in their first career ABs, but they were on opposing teams (4/19/38 - BRO at PHI, Phillies' Emmett "Heinie" Mueller / Dodgers' Ernie Koy - both in the first inn.).

HR, First Two PAs or ABs w/Yankees (1x)

Cody Ransom..... 8/17/2008 vs. KC
and 8/22/2008 at BAL



Cody Ransom is the only player in franchise history to hit a HR in each of his first two plate appearances as a Yankee.

HR in First Two Major League Games (2x)

AARON JUDGE..... 8/13-14/2016
Joe Lefebvre..... 5/22-23/1980

Two HR, One Inning (6x)

GLEYBER TORRES. 9/21/2022 vs. PIT (8th)
Alex Rodriguez... 10/4/2009 at TB (6th)
Alex Rodriguez... 9/5/2007 vs. SEA (7th)
Cliff Johnson... 6/30/1977 at TOR (8th)
Joe Pepitone.... 5/23/1962 vs. KCA (8th)
Joe DiMaggio... 6/24/1936 at CWS (5th)

HR in Four Consecutive ABs (4x)

Bobby Murcer*... 6/24/1970 vs. CLE (DH)
Mickey Mantle..... 7/4-7/6/1962
John Blanchard..... 7/21-7/26/1961
Lou Gehrig..... 6/3/1932 at PHA
*All but Murcer were consecutive PAs

Pinch-Hit HR in Consecutive ABs (4x)

Ray Barker..... 1965
John Blanchard..... 1961
Charlie Keller..... 1948
Ray Caldwell..... 1915

Most "Walk-off" HR, Career

1. Mickey Mantle..... 12
2. Babe Ruth..... 11
3. Yogi Berra..... 7
T4. Gari Nettles, A. Rodriguez..... 6
6. Charlie Keller..... 5
T7. Joe DiMaggio, Reggie Jackson.... 4
T9. Gehrig, Dickey, Gordon, Henrich, J. Collins,
Tresh, Gamble, Chambliss, Baylor, Hall,
B. Williams, Giambi, Gardner, JUDGE..... 3

"Walk-off" HR in 1-0 Victory

AARON JUDGE..... 7/28/2022 vs. KC
Ruben Sierra..... 7/22/2004 vs. TOR
Joe Pepitone..... 5/18/1969 (G2) vs. CAL

HR Both Sides of Plate, Single Game (56x)

1. Mickey Mantle..... 10x
2. Mark Teixeira..... 9x
T3. Posada, B. Williams*..... 8x
T5. Nick Swisher, Roy White..... 5x
7. Tom Tresh..... 3x
8. Aaron Hicks..... 2x
T9. Beltrán, M. Cabrera, T. Clark, Sierra, Smalley, Walker.... 1x
*Also twice in the postseason - on 10/6/95 at SEA; and 10/5/96 at TEX.

Games with HRs from Both Sides of Plate, Single Season

Nick Swisher (2009), Mark Teixeira (2009).... 3

HR Both Sides of Plate, Teammates in Season

In 2009, three Yankees homered from both sides of the plate (M. Cabrera-1, Swisher-3x; Teixeira-3x), marking the first MLB team all time with three such players in a single season.

HR Both Sides of Plate, One Game

Bernie Williams & Jorge Posada each hit HRs from both sides of the plate in a 10-7 win on 4/23/2000 at Toronto, marking the first time in MLB history that teammates accomplished the feat in the same game.

Most Back-to-Back HR by Yankees

Teammates in a Single Season

1. Johnny Damon/Mark Teixeira.... 6 (2009)
T2. Gary Sheffield/Alex Rodriguez... 5 (2005)
Joe DiMaggio/Lou Gehrig..... 5 (1936)
Babe Ruth/Lou Gehrig..... 5 (1927)

Back-to-Back HR to Start Game (12x)

VOLPE/JUDGE..... 4/14/23 vs. MIN
LEMAHIEU/JUDGE..... 6/25/2019 vs. TOR
LEMAHIEU/ Voit..... 5/29/2019 vs. SD
Gardner/JUDGE (3x)..... 7/7/2018 at TOR,
5/26/2018 vs. LAA & 9/28/2017 vs. TB
Jeter/Granderson.... 4/16/2012 vs. MIN
Jeter/Canó..... 9/23/2005 vs. NYM
Soriano/Jeter.... 6/28/2003-G2 at TOR
Soriano/N. Johnson.... 4/6/2003 at TB
Knoblauch/Jeter.... 7/30/1999 at PHA
Bauer/Carey..... 4/27/1955 at CWS

"Walk-off" HR followed by leadoff HR in next team game

Brett Gardner..... 7/27-28/2017 vs. TB
Roberto Kelly..... 8/5-6/1990 vs. CLE
Joe Gordon..... 8/11/1940 vs. PHA,
8/13/1940 vs. BOS

6+HR, Team, Consecutive Games

3..... 9/15-17/20 vs. TOR (6,7,6) - MLB Record

Players w/ 25+HR in the Same Year

5..... 2019 (Gardner, JUDGE, LEMAHIEU, Sánchez, TORRES)
5..... 2018 (Andujar, Gregorius, Hicks, JUDGE, STANTON)
5..... 2009 (Canó, Matsui, Rodriguez, Swisher, Teixeira)
4..... 2010 (Canó, Rodriguez, Swisher, Teixeira)
4..... 1938 (Dickey, DiMaggio, Gehrig, Gordon)

Extra Innings HR, Team in One Season

8..... 1941, '62, '88
7..... 1957
6..... 1955, '60, '80, '83, 2006, '18
5..... 1922, '59, '61, '84, '97, 2009



Extra Innings HR, Player in Career

Mickey Mantle	14
Babe Ruth	13
Yogi Berra	9
Graig Nettles	8
Tommy Henrich	7
Jason Giambi	6
Gordon, Posada, A. Rodriguez, Winfield ..	5

Extra Innings HR, Player in Season

Gehrig (1935), Mantle (1959)	3
Many Players	2

Most Leadoff HR

Career	
1. Derek Jeter	29
2. Rickey Henderson	24
3. Alfonso Soriano	21
4. Hank Bauer	17
T5. Gardner, Knoblauch, LEMAHIEU	15
Season	
1. Alfonso Soriano	13 (2003)
2. Rickey Henderson	9 (1986)
T3. A. Soriano	8 (2002)
C. Knoblauch	8 (1999)
5. Rickey Henderson	7 (1985)

Most Inside-the-Park HR

Career Earle Combs	23
Season Patsy Dougherty (1904)	6

Youngest to hit HR

Bobby Murcer.....9/14/1965 at WSH (19y, 117d)

Oldest to hit HR

Enos Slaughter.....7/19/1959-G1 vs. CWS (43y, 83d)

Grand Slams

Recent grand slam notes: Yankees batters hit three grand slams in 2023 (Judge-2, Volpe-1) after hitting a franchise-record-tying 10 in 2022 (fifth time, also 1987, 2010, '11, '12)... the Yankees' total of 86GS over the last 14 seasons (2010-23) leads the Majors and is 12 more than the next-closest team (Houston-74)... Yankees pitchers allowed 6GS in 2023 after allowing just one in 2022.

Career Leaders

1. Gehrig	23
2. Rodriguez*	15
3. DiMaggio	13
4. Ruth	12
5. B. Williams	11
6. Posada	10
T7. Berra, Canó, Mantle	9
T10. Dickey, Lazzeri, Teixeira	8
T13. Keller, T. Martinez	7
T15. JUDGE, Giambi, Mattingly, Stanley ..	6

*Rodriguez is MLB's all-time career leader with 25 grand slams.

Single-Season Leaders

*Don Mattingly	6	1987
Tommy Henrich	4	1948
Lou Gehrig	4	1934
Nick Swisher	3	2012
Robinson Canó	3	2011
Alex Rodriguez	3	2007, '10
Ruben Sierra	3	2004
Jorge Posada	3	2001
^Shane Spencer	3	1998
Mike Stanley	3	1993
Joe DiMaggio	3	1937
Lou Gehrig	3	1931
Babe Ruth	3	1931

*Tied with Travis Hafner (CLE 2006) for the all-time MLB single-season record.
^Most in single season by a NYY rookie

Most by Club, Season

10	1987, 2010-12, '22
9	1998, 2003, '04
8	2018
7	1940, '48, '80, '99, 2005, '08, '15, '19
6	1927, '29, '30-32, '35, '37, '62, 2000-02
5	1934, '36, '41, '42, '56, '65-66, '78, '82, '93-94

Most Allowed by Club, Season

9	2000
8	1995
7	2007, '08, '18
6	1935, '59, '84, '90, '91, '98, 2013, '19, '23

Three Grand Slams in Same Game

(only time in MLB history)
Canó/Martin/Granderson...8/25/2011 vs. OAK

Multiple Grand Slams in Same Game (5x)

Hicks/JUDGE

7/6/2022 at PIT
Canó/Martin/Granderson...8/25/2011 vs. OAK
B. Williams/O'Neill...9/14/1999 at TOR
Winfield/Mattingly...6/29/1987 at TOR
*Tony Lazzeri (2nd & 5th inn.)...5/24/1936 at PHA
*Was the first MLB player to hit 2GS in the same game and remains the only Yankee to accomplish the feat.

Grand Slams in Consecutive Games (4x)

Jorge Posada...6/12-13/2010 vs. HOU
Bill Dickey...8/3(G2)-4/1937 vs. CWS
Babe Ruth...8/6/1929 (G2) vs. WAS and
8/7/1929 (G1) at PHA
Babe Ruth...9/27/1927 vs. WAS and
9/29/1927 vs. PHA

"Walk-off" Grand Slams (11x)

*GIANCARLO STANTON...9/20/2022 vs. PIT (9th)
*Josh Donaldson...8/17/2022 vs. TB (10th)
Mark Teixeira...9/28/2016 vs. BOS (9th)
Alex Rodriguez...4/7/2007 vs. BAL (9th)
*Jason Giambi...5/17/2002 vs. MIN (14th)
Mike Pagliarulo...5/8/1987 vs. MIN (9th)
Ruppert Jones...8/12/1980 vs. CWS (10th)
Joe Pepitone...4/17/1969 (G1) vs. WAS (10th)
Charlie Keller...8/12/1942 vs. BOS (9th)
Red Ruffing...4/14/1933 vs. BOS (9th)
*Babe Ruth...9/24/1925 vs. CWS (10th)
*Hit when trailing by three runs.

Pinch-Hit Grand Slams (23x)

Murcer, Skowron, Strawberry*

2
17 others

*Strawberry is the only Yankee with two PH-GS in one season (1998).

Pinch-Hit, Extra-inn., Grand Slams (1x)

Gary Sanchez.....8/30/2020 (G2) vs. NYM (8th)
*Rescheduled from Citi Field, Mets batted last.

Pitchers to Hit Grand Slam (4x)

Mel Stottlemire...7/20/1965 vs. BOS
Don Larsen...4/22/1956 vs. BOS
Spud Chandler...7/26/1940 at CWS
Red Ruffing...4/14/1933 at PHA

Grand Slam Hit on Birthday (1x)

*Hideki Matsui...6/12/2008 at OAK
*Accounted for all four runs in a 4-1 win.



On June 12, 2008 at Oakland, Hideki Matsui became the only Yankee in franchise history to hit a grand slam on his birthday.

LAST TIME IT HAPPENED

Pitch-Hit Grand Slam
Gary Sanchez.....8/30/2020 (G2) vs. NYM (8th)

Inside-the-Park Grand Slam
Mel Stottlemire...7/20/1965 vs. BOS (5th)

Extra-inning Grand Slam
Josh Donaldson.....8/17/2022 vs. TB (10th)

First HR as a Yankee is Grand Slam
Road: Richie Sexson.....8/5/2008 at TEX
Home: Hideki Matsui...4/8/2003 vs. MIN



Pinch-Hit Home Runs

Recent Notes: The Yankees hit one PH HR in 2023 (Higashioka) after hitting two in 2022 (Locastro and Rizzo)...2020 marked the last season the Yankees hit just one PH HR, but it was historic, as the only PH, extra-inning, grand slam in franchise history (Gary Sánchez 8/30/2020-G2 vs. NYM, 8th inn).

Other Pinch-hit HR Notes: The Yankees have hit 289 pinch-hit home runs in franchise history, including 23 pinch-hit grand slams... in 1998, the Yankees hit two pinch-hit home runs, both ninth-inning grand slams by Darryl Strawberry (on 5/2 at KC and 8/4-G2 at OAK).

Last Yankee with more than one pinch-hit HR in a single season: Mike Ford in 2019 (2HR - 9/14 at TOR and 9/1 vs. OAK).

NY Yankees Career Leaders

1. Yogi Berra9
2. Bob Cerv8
3. Mickey Mantle, Bobby Murcer7
5. Johnny Blanchard6
7. Mize, Posada, Skowron5

Most by Club in a Single Season

- 1961.....10
 1953, '54, '60, '867
 1959, '66, '79, '80, '87, '90, 20126
 1955, '56, '62, '70, '85, 88, 94, 2004...5

Most by Player in a Single Season

- Johnny Blanchard..41961
 Ken Phelps.....31989
 Dan Pasqua.....31987
 Bobby Murcer.....31981
 Ray Barker.....31965
 Bob Cerv.....31961
 Johnny Mize.....31953
 Tommy Henrich....31950



Johnny Blanchard [L] is the Yankees' single-season leader in pinch-hit home runs, hitting four in 1961. Yogi Berra [R] holds the Yankees' career mark with nine.

Yankees AL Triple Crown Winners

Batters

YEAR	PLAYER	AGE	POS	G	AB	R	H	2B	3B	HR	RBI	BA
1934	Lou Gehrig	30	1B	154 [†]	579	128	210	40	6	49*	165*	.363*
1956	Mickey Mantle	24	OF	150	533	132*	188	22	5	52*	130*	.353*

Pitchers

YEAR	PITCHER	AGE	POS	W	L	PCT.	ERA	G	GS	CG	SHO	SV	IP	H	R	ER	HR	BB	SO
1934	Lefty Gomez	25	LHP	26	5	*.839	2.33	38	33	*25	6	-	281.2	223	86	73	12	96	158
1937	Lefty Gomez	28	LHP	21	11	.656	*2.33	34	34	25	6	-	278.1	233	88	72	10	93	*194

KEY: *Italics* – league leader *–Major League leader †–Tied for AL or ML lead

30HR/30SB Seasons in Franchise History

Year	Player	AVG	G	AB	R	H	2B	3B	HR	RBI	SH	SF	HP	BB	SO	SB	CS	E	OBP	SLG
1975	Bobby Bonds	.270	145	529	93	143	26	3	32	85	0	5	3	89	137	30	17	4	.375	.512
2002	Alfonso Soriano	.300	156	*696	*128	*209	51	2	39	102	1	7	14	23	157	41	13	23	.332	.547
2003	Alfonso Soriano	.290	156	*682	114	198	36	5	38	91	0	2	12	38	130	35	8	19	.338	.525

KEY: *Italics* – league leader *–Major League leader †–Tied for AL or ML lead

First Home Runs in Franchise History

Courtesy of the *Elias Sports Bureau*

The first home run in franchise history was hit by John Ganzel on May 11, 1903. It was a fifth-inning, inside-the-park, solo homer at the Detroit Tigers' Bennett Park off George Mullin in an 8-2 Highlanders victory.

The first home run hit at home in franchise history was by Ernie Courtney on June 1, 1903, at Hilltop Park off Boston's Tom Hughes. The two-run, one-out homer in the bottom of the ninth accounted for the Highlanders' only runs in an 8-2 loss.



No-Hitters and Perfect Games

Regular Season No-Hitters

Thrown by Yankees (12, including three perfect games)

Pitcher	Date/Opp/Score	IP	H	R	ER	BB	SO	HR	Pit/Str	Catcher	Opp. Starter
Domingo Germán (R)-Perfect Game	6/28/2023 at OAK (11-0)	9.0	0	0	0	0	9	0	99/72	Kyle Higashioka	JP Sears
Corey Kluber (R)	5/19/2021 at TEX (2-0)	9.0	0	0	0	1	9	0	101/71	Kyle Higashioka	H.J. Yang
David Cone (R)-Perfect Game	7/18/1999 vs. MON (6-0)	9.0	0	0	0	0	10	0	88/68	Joe Girardi	J. Vazquez
David Wells (L)-Perfect Game	5/17/1998 vs. MIN (4-0)	9.0	0	0	0	0	11	0	120/79	Jorge Posada	L. Hawkins
Dwight Gooden (R)	5/14/1996 vs. SEA (2-0)	9.0	0	0	0	6	5	0	134/74	Joe Girardi	S. Hitchcock
Jim Abbott (L)	9/4/1993 vs. CLE (4-0)	9.0	0	0	0	5	3	0	119/66	Matt Nokes	Bob Milacki
Dave Righetti (L)	7/4/1983 vs. BOS (4-0)	9.0	0	0	0	4	9	0	132/NA	B. Wynegar	John Tudor
Allie Reynolds (R)	9/28/1951 (G1) vs. BOS (8-0)	9.0	0	0	0	4	9	0	NA	Yogi Berra	Mel Parnell
Allie Reynolds (R)	7/12/1951 at CLE (1-0)	9.0	0	0	0	3	4	0	NA	Yogi Berra	Bob Feller
Monte Pearson (R)	8/27/1938 (G2) vs. CLE (13-0)	9.0	0	0	0	2	7	0	NA	Joe Glenn	J. Humphries
"Sad" Sam Jones (R)	9/4/1923 at PHA (2-0)	9.0	0	0	0	1	0	0	NA	F. Hofmann	Bob Hasty
George Moggridge (L)	4/24/1917 at BOS (2-1)	9.0	0	1	0	3	3	0	NA	L. Nunamaker	D. Leonard

No-hitter notes: The only Yankees night-game no-hitters were Domingo Germán on 6/28/2023, Allie Reynolds' on 7/12/1951, Dwight Gooden's on 5/14/1996 and Corey Kluber's on 5/19/2021. Reynolds is one of only five pitchers all time with two 9.0-inning no-hitters in the same season (also Johnny Vander Meer-1938 w/ CIN; Virgil Trucks-1952 w/ DET; Nolan Ryan-1973 w/CAL; and Max Scherzer-2015 w/WSH).

Thrown by Opponents (8, no perfect games)

Pitcher	Date/Opp/Score	IP	H	R	ER	BB	SO	HR	Pit/Str	Catcher	Opp. Starter
*Three Houston Pitchers	6/25/2022 HOU at NYY (3-0)	9.0	0	0	0	3	15	0	150/90	Martin Maldonado	Gerrit Cole
**Six Houston Pitchers	6/11/2003 HOU at NYY (8-0)	9.0	0	0	0	3	13	0	151/93	Brad Ausmus	Jeff Weaver
Hoyt Wilhelm (R)	9/20/1958 BAL vs. NYY (1-0)	9.0	0	0	0	2	8	0	NA	Gus Tirasdos	Don Larsen
***Virgil Trucks (R)	8/25/1952 DET at NYY (1-0)	9.0	0	0	0	1	8	0	NA	Matt Batts	Bill Miller
Bob Feller (R)	4/30/1946 CLE at NYY (1-0)	9.0	0	0	0	5	11	0	NA	Frankie Hayes	Bill Bevens
Ray Caldwell (R)	9/10/1919 (G1) CLE at NYY (3-0)	9.0	0	0	0	1	5	0	NA	Steve O'Neill	Carl Mays
Rube Foster (R)	6/21/1916 BOS vs. NYY (2-0)	9.0	0	0	0	3	3	0	NA	Bill Carrigan	Bob Shawkey
Cy Young (R)	6/30/1908 BOS at NYY (8-0)	9.0	0	0	0	1	2	0	NA	Lou Criger	Rube Manning

**Houston pitchers in order were: Cristian Javier (7.0), Hector Neris (1.0) and Ryan Pressly (1.0).*

***Houston pitchers in order were: Roy Oswalt (1.0), Pete Munro (2.2), Kirk Saarloos (1.1), Brad Lidge (2.0), Octavio Dotel (1.0), Billy Wagner (1.0). Their team performance is tied for the most pitchers in MLB history to combine on a no-hitter (also Seattle on 6/8/2012 vs. Los Angeles-NL).*

**** Was the second of his two no-hitters during the 1952 season (also 5/15/52 vs. Washington, 1-0 win).*

Postseason No-Hitters

Thrown by Yankees (1, was also a perfect game)

Pitcher	Date/Opp/Score	IP	H	R	ER	BB	SO	HR	Pit/Str	Catcher	Opp. Starter
Don Larsen (R)-Perfect Game	WS-G5 10/8/1956 vs. BRO (2-0)	9.0	0	0	0	0	7	0	97/71	Yogi Berra	Sal Maglie

Don Larsen's perfect game in Game 5 of the 1956 World Series vs. Brooklyn remains the only no-hitter in World Series history and the only perfect game in any round of postseason play. The only other pitcher to throw a no-hitter in postseason play was Roy Halladay on 10/6/2010 in NLDS Game 1 with Philadelphia vs. Cincinnati.

No Hits Allowed in Official Games Less than 9.0 Innings

Thrown by Yankees (1)

Pitcher	Date/Opp/Score	IP	H	R	ER	BB	SO	HR	Pit/Str	Catcher	Opp. Starter
Andy Hawkins	7/1/1990 at CWS (0-4, loss)	8.0	0	4	0	5	3	0	131/79	Bob Geren	Greg Hibbard

Hawkins allowed all four unearned runs in the bottom of the eighth inning. The White Sox's Sammy Sosa reached first base on a two-out fielding error by 3B Mike Blowers, then stole second. Hawkins then walked Ozzie Guillen and Lance Johnson, loading the bases. The next batter, Robin Ventura, hit a fly ball that LF Jim Leyritz dropped for an error, allowing all three runners to score and Ventura to reach second. RF Jesse Barfield then dropped a fly ball hit by Ivan Calderon, allowing Ventura to score and Calderon to reach second. Hawkins got out of the inning by getting Dan Pasqua to pop out to short. The total for the bottom of the eighth was four unearned runs on two walks and three errors. Also of note in this game, White Sox starter Greg Hibbard began the game perfect through his first 16 batters.

Thrown by Opponents (2)

Pitcher	Date/Opp/Score	IP	H	R	ER	BB	SO	HR	Pit/Str	Catcher	Opp. Starter
*Melido Perez	7/12/1990 CWS at NYY (8-0, rain)	6.0	0	0	0	4	9	0	NA	Carlton Fisk	A. Hawkins
**Ed Walsh	5/26/1907 CWS vs. NYY (8-1, rain)	5.0	0	1	-	2	1	0	NA	Billy Sullivan	Al Orth

** The Yankees starter vs. Perez was Andy Hawkins, who tossed an 8.0-inning unofficial no-hitter vs. the White Sox 11 days earlier.*

*** Allowed the Highlanders' Kid Elberfeld to score in the first after a walk, stolen base and two pitches that eluded the catcher.*

No-Hit Opponent through 9.0 Innings and Allowed Hit in Extra-Innings

Thrown by Yankees (1) / Thrown against the Yankees (0)

Pitcher	Date/Opp/Score	IP	H	R	ER	BB	SO	HR	Pit/Str	Catcher	Opp. Starter
"Long" Tom Hughes	8/30/1910 (G2) vs. CLE (0-5, loss)	11.0	7	5	-	1	7	0	NA	Lou Criger	George Kahler

Over the first 9.0 innings of the game, Hughes allowed just one baserunner to reach (on a throwing error by 3B Jimmy Austin in the seventh). The no-hitter was broken up by a single by Harry Niles with one out in the 10th. Nap Lajoie also singled in the 10th, but Hughes did not allow any runs. However with two out the 11th, Hughes allowed five runs on five hits and a walk to take the loss. Cleveland's George Kahler allowed just 3H and 2BB in tossing a complete-game shutout.



Perfect Games

Don Larsen - Oct. 8, 1956 World Series Game 5 vs. Brooklyn at Yankee Stadium

With the 1956 World Series knotted at two games apiece, Don Larsen authored what many consider the greatest game ever pitched, a 2-0 perfect game over the Brooklyn Dodgers in front of 64,519 at Yankee Stadium.

Amazingly, Larsen didn't even know he was going to be pitching that day until he got to the Stadium. As was the Yankees' tradition at the time, he arrived in the clubhouse to find a brand new baseball placed in one of his shoes by coach Frank Crosetti, which was manager Casey Stengel's way of letting a pitcher know he was being tabbed to start.

Larsen's date with history came on the heels of a disastrous start in Game 2 in which he was pulled with a 6-1 lead with two out in the second inning. He faced just 10 batters in the outing, allowing four unearned runs on four walks and a single in a game that the Yankees ultimately lost, 13-8.

After realizing he was getting the Game 5 start, Larsen went into the training room and took a nap, only to be awakened less than an hour before the first pitch.

According to the 6-foot-4-inch righthander, he had the best control of his career on that October day, reaching three balls once in the entire game with a full count on Pee Wee Reese in the first inning.

The perfect game was preserved by three notable fielding plays. In the second inning, Jackie Robinson was retired on a groundout that ricocheted off 3B Andy Carey's glove to SS Gil McDougald, who threw out the speedy infielder at first. Additionally, Brooklyn's Gil Hodges was robbed twice, first on a fly to deep left center that was tracked down by CF Mickey Mantle and again in the eighth by Carey on a low liner.

Brooklyn starter Sal Maglie held the first 11 Yankees batters off the bases until Mantle's fourth-inning solo homer into the right-field stands. The balance of the scoring came on Hank Bauer's sixth-inning RBI single which brought in Carey, who had been advanced to second on a sac bunt by Larsen.

In the ninth, Larsen set down Carl Furillo on a fly to right before getting Roy Campanella on a grounder to 2B Billy Martin. As his last gasp, Dodgers manager Walter Alton sent pinch-hitter Dale Mitchell to bat but he was famously called out on strikes by National League umpire Babe Pinelli, who was calling his final game behind the plate after a distinguished career.

The momentum from the win did not carry over to Game 6 at Ebbets Field as Yankees starter Bob Turley lost a 10-inning duel with Brooklyn's Clem Labine, 1-0. Game 7, however, was a romp as sophomore pitcher Johnny Kucks tossed the game of his life, shutting out the Dodgers, 9-0, on three hits and three walks to give the Yankees' their 17th World Championship and avenge their seven-game Series loss to Brooklyn in 1955.

Larsen's performance was the sixth perfect game all time, fourth in the modern era and first since the White Sox's Charlie Robertson blanked Detroit, 2-0, on April 30, 1922, at Navin Field. It remains the only perfect game in postseason history.

Larsen played with seven franchises over his 14-year Major League career, finishing with an 81-91 record. He tallied a 45-24 mark in five seasons with the Yankees before being part of the Dec. 11, 1959, trade that brought Roger Maris to New York from the Kansas City Athletics.



Don Larsen (R) and Yogi Berra celebrate the perfect game after the final pitch.

	1	2	3	4	5	6	7	8	9	R	H	E
Brooklyn	0	0	0	0	0	0	0	0	0	0	0	0
Yankees	0	0	0	1	0	0	0	x	-	2	5	0

Brooklyn	AB	R	H	RBI	BB	SO
Jim Gilliam 2B	3	0	0	0	0	1
Pee Wee Reese SS	3	0	0	0	0	1
Duke Snider CF	3	0	0	0	0	1
Jackie Robinson 3B	3	0	0	0	0	0
Gil Hodges 1B	3	0	0	0	0	1
Sandy Amoros LF	3	0	0	0	0	0
Carl Furillo RF	3	0	0	0	0	0
Roy Campanella C	3	0	0	0	0	1
Sal Maglie P	2	0	0	0	0	1
Dale Mitchell PH	1	0	0	0	0	1
Totals	27	0	0	0	0	7

Team LOB: 0. RISP: 0-for-0. DP: 2. Hodges-Campanella-Robinson-Campanella-Robinson; Reese-Hodges.

Yankees	AB	R	H	RBI	BB	SO
Hank Bauer RF	4	0	1	1	0	1
Joe Collins 1B	4	0	1	0	0	2
Mickey Mantle CF	3	1	1	1	0	0
Yogi Berra C	3	0	0	0	0	0
Enos Slaughter LF	2	0	0	0	1	0
Billy Martin 2B	3	0	1	0	0	1
Gil McDougald SS	2	0	0	0	1	0
Andy Carey 3B	3	1	1	0	0	0
Don Larsen P	2	0	0	0	0	1
Totals	26	2	5	2	2	5

HR: Mantle (3, off Maglie; 4th inn., 0 on, 2 outs to deep RF line). SH: Larsen (1, off Maglie). RBI: Bauer (3); Mantle (4). Team LOB: 3. RISP: 1-for-3.

Brooklyn	IP	H	R	ER	BB	SO	HR
Sal Maglie, L (1-1)	8	5	2	2	2	5	1
Totals	8	5	2	2	2	5	1

Yankees	IP	H	R	ER	BB	SO	HR
Don Larsen, W (1-0)	9	0	0	0	0	7	0
Totals	9	0	0	0	0	7	0

Pitches-Strikes: Maglie NA, Larsen 97-71. Balks: None. WP: None. HBP: None. IBB: None. Pickoffs: None.

Umpires: HP-Babe Pinelli, 1B-Hank Soar, 2B-Dusty Boggess, 3B-Larry Napp, LF-Tom Gorman, RF-Ed Runge. Time of Game: 2:06. Attendance: 64,519.



Don Larsen delivers the final pitch of the game — a called strike to Dodgers pinch-hitter Dale Mitchell.

David Wells — May 17, 1998 vs. Minnesota at Yankee Stadium

The 1998 season was full of highlights for the Yankees, a team that went 114-48 on the way to a World Series title. But one of the season's signature moments came on "Beanie Baby Day" in front of 49,820 fans at Yankee Stadium when David Wells pitched the second perfect game in franchise history, matching the feat of Don Larsen, who, like Wells, attended Point Loma H.S. in San Diego.

By the time the game rolled around to the seventh, Wells and his teammates were well aware of what was taking place. The only player willing to talk to him was pitcher David Cone, who tried to ease the tension by saying, "I think it's time...to break out the knuckleball."

The 34-year-old lefthander struck out nine of his first 17 hitters and 11 over the game, including Twins catcher Javier Valentin three times. He reached three balls on just four batters.

The Yankees gave Wells an early lead, scoring runs on a wild pitch in the second and a Bernie Williams solo-HR in the fourth. They tacked on two more in the seventh on an RBI triple by Darryl Strawberry and an RBI single from Chad Curtis.

In the ninth, Wells got leadoff hitter Jon Shave to pop to Paul O'Neill in right and Valentin to strike out swinging. Pat Mears made the final out, flying out to O'Neill. Delirious fans cheered Wells being carried off the field on his teammates' shoulders. Then they filed out too, clutching their Beanie Babies.



David Wells during his perfect game.



Beanie Baby "Valentino" was given away to children at Yankee Stadium on the day of Wells' perfect game.

	1	2	3	4	5	6	7	8	9	R	H	E
Minnesota	0	0	0	0	0	0	0	0	0	0	0	0
Yankees	0	1	0	1	0	2	0	x	-	4	6	0

Minnesota	AB	R	H	RBI	BB	SO
Matt Lawton CF	3	0	0	0	0	0
Brent Gates 2B	3	0	0	0	0	1
Paul Molitor DH	3	0	0	0	0	1
Marty Cordova LF	3	0	0	0	0	1
Ron Coomer 1B	3	0	0	0	0	2
Alex Ochoa RF	3	0	0	0	0	0
Jon Shave 3B	3	0	0	0	0	2
Javier Valentin C	3	0	0	0	0	3
Pat Mearns SS	3	0	0	0	0	1
Totals	27	0	0	0	0	11

Team LOB: 0. RISP: 0-for-0. PB: Valentin (4).

Yankees	AB	R	H	RBI	BB	SO
Chuck Knoblauch 2B	4	0	0	0	0	0
Derek Jeter SS	3	0	1	0	1	2
Paul O'Neill RF	4	0	0	0	0	2
Tino Martinez 1B	4	0	0	0	0	0
Bernie Williams CF	3	3	3	1	0	0
Darryl Strawberry DH	3	1	1	1	0	0
Chad Curtis LF	3	0	1	1	0	0
Jorge Posada C	3	0	0	0	0	1
Scott Brosius 3B	3	0	0	0	0	1
Totals	30	4	6	3	1	6

2B: Williams 2 (11, 2 off Hawkins). 3B: Strawberry (2, off Hawkins). HR: Williams (3, off Hawkins; 4th inn, 0 on, 2 outs to deep RF). RBI: Curtis (24); Strawberry (19); Williams (19). Team LOB: 3. RISP: 2-for-8.

Minnesota	IP	H	R	ER	BB	SO	HR
LaTroy Hawkins, L (2-4)	7	6	4	4	0	5	1
Dan Naulty	0	1	0	0	1	0	0
Greg Swindell	0.2	0	0	0	0	1	0
Totals	8	6	4	4	1	6	1

Yankees	IP	H	R	ER	BB	SO	HR
David Wells, W (5-1)	9	0	0	0	0	11	0
Totals	9	0	0	0	0	11	0

Pitches-Strikes: Hawkins 123-84, Naulty 7-3, Swindell 12-8, Wells 120-79. Balks: None. WP: Hawkins (2). HBP: None. IBB: None. Pickoffs: None.

Umpires: HP-Tim McClelland, 1B-John Hirschbeck, 2B-Mike Reilly, 3B-Rich Garcia. Time of Game: 2:40. Attendance: 49,820.

David Cone — July 18, 1999 vs. Montreal at Yankee Stadium

Fans arrived at Yankee Stadium on July 18, 1999, to celebrate Yogi Berra Day, but they left saluting David Cone. The righthander needed just 88 pitches to throw the third perfect game in Yankees history in front of 41,930 fans and a host of legendary Yankees, including Don Larsen, who threw out the game's ceremonial first pitch.

On a day in which the temperature hovered in the 90s, the Yankees gave Cone a 5-0 second-inning lead via a pair of two-run homers from Ricky Ledee and Derek Jeter sandwiched around an RBI-double by Joe Girardi.

Cone's masterpiece, just one season removed from David Wells' perfect game at Yankee Stadium, was a picture of economy. Of the last 20 regular season and postseason perfect games thrown since 1922, Cone required the fewest pitches. It also gave the Yankees a record three perfect games in their history, a mark since tied by the White Sox (Charlie Robertson, Mark Buehrle and Philip Humber). It was the third perfect game at the original Yankee Stadium—the most for any single venue.

Over the course of the game, Cone got 13 outs in the air, four on the ground and 10 via strikeout. The closest he came to allowing a baserunner was with one out in the eighth, when second baseman Chuck Knoblauch made a nice play ranging far to his right before throwing out Jose Vidro at first. The final out was a foul pop to third off the bat of Orlando Cabrera, which was snagged by the sure-handed Scott Brosius. Cone's gem remains the only perfect game in the history of regular season Interleague Play.

	1	2	3	4	5	6	7	8	9	R	H	E
Montreal	0	0	0	0	0	0	0	0	0	0	0	0
Yankees	0	5	0	0	0	0	1	x	-	6	8	0

Montreal	AB	R	H	RBI	BB	SO
Wilton Guerrero DH	3	0	0	0	0	1
Terry Jones CF	2	0	0	0	0	0
James Mouton CF	1	0	0	0	0	1
Rondell White LF	3	0	0	0	0	1
Vladimir Guerrero RF	3	0	0	0	0	1
Jose Vidro 2B	3	0	0	0	0	0
Brad Fullmer 1B	3	0	0	0	0	1
Chris Widger C	3	0	0	0	0	2
Shane Andrews 3B	2	0	0	0	0	1
Ryan McGuire PH	1	0	0	0	0	0
Orlando Cabrera SS	3	0	0	0	0	0
Totals	27	0	0	0	0	10

Team LOB: 0. RISP: 0-for-0. DP: 1 Vidro-Cabrera-B Fullmer.

Yankees	AB	R	H	RBI	BB	SO
Chuck Knoblauch 2B	2	1	1	0	1	1
Derek Jeter SS	4	1	1	2	0	0
Paul O'Neill RF	4	1	1	0	0	0
Bernie Williams CF	4	0	1	0	0	0
Tino Martinez 1B	4	0	1	0	0	0
Chili Davis DH	3	1	1	0	1	0
Ricky Ledee LF	4	1	1	2	0	1
Scott Brosius 3B	2	1	0	0	0	1
Joe Girardi C	3	0	1	0	1	0
Totals	30	6	8	6	2	3

2B: O'Neill (20, off Vazquez); Girardi (9, off Vazquez). HR: Ledee (3, off Vazquez; 2nd inn, 1 on, 1 out to deep RF); Jeter (16, off Vazquez; 2nd inn, 1 on, 2 outs). HBP: Knoblauch (16, by Vazquez); Brosius (2, by Vazquez). GDP: Davis (9). RBI: Ledee 2 (13); Jeter 2 (64); Girardi (10); Williams (55). Team LOB: 4. RISP: 1-for-4.



David Cone is carried off the field by his teammates after his perfect game.

Montreal	IP	H	R	ER	BB	SO	HR
Javier Vazquez, L (2-5)	7	7	6	6	2	3	2
Bobby Ayala	1	1	0	0	0	0	0
Totals	8	8	6	6	2	3	2

Yankees	IP	H	R	ER	BB	SO	HR
David Cone, W (10-4)	9	0	0	0	0	10	0
Totals	9	0	0	0	0	10	0

Pitches-Strikes: Vazquez 118-76, Ayala 14-8, Cone 88-68. Balks: None. WP: None. HBP: Vazquez 2 (4; Knoblauch, S Brosius). IBB: None. Pickoffs: None.

Umpires: HP-Ted Barrett, 1B-Larry McCoy, 2B-Jim Evans, 3B-Chuck Meriwether. Time of Game: 2:16. Attendance: 41,930.



Domingo Germán — June 28, 2023 at Oakland (Oakland Coliseum)

It had been more than a decade since Félix Hernández had authored Major League Baseball's last perfect game in 2012. However, in front of an announced crowd of 12,479 on June 28, 2023, at the Oakland Coliseum, Domingo Germán took his place in the history books, tossing the 24th perfect in MLB history, the fourth in Yankees franchise history and the first-ever by a Dominican pitcher. The performance also marked the first complete game in the 30-year-old right-hander's six-year career.

Germán managed to keep himself loose during a six-run, 24-minute top of the fifth, as Yankees hitters broke the game open for a 7-0 lead. Leaning on his curveball in the later innings, he needed just 25 pitches to set the A's down over the final three innings of the game, getting Esteyru Ruiz for the final out on a grounder to third baseman Josh Donaldson.

Just two Oakland batters reached a three-ball count all night, and the only notable defensive highlight was when first baseman Anthony Rizzo made a backhanded grab on Seth Brown's 106.5 mph ground ball before tossing to Germán, who covered first base.

The game marked the second career no-hitter caught by Kyle Higashioka (also Corey Kluber on 5/19/2021 at Texas), which matched Yogi Berra and Joe Girardi for the most in Yankees franchise history.

	1	2	3	4	5	6	7	8	9	R	H	E
Yankees	0	0	0	1	6	0	1	0	3	-	11	11
Oakland	0	0	0	0	0	0	0	0	0	0	3	

Yankees	AB	R	H	BI	BB	SO
DJ LeMahieu 2B	5	1	1	0	1	0
Gleyber Torres DH	4	1	0	0	1	2
Anthony Rizzo 1B	4	2	0	0	1	1
Giancarlo Stanton RF	3	1	2	3	1	1
Oswaldo Cabrera PR-RF	1	2	1	0	0	0
Harrison Bader CF	5	1	2	0	0	1
Josh Donaldson 3B	4	0	1	2	0	3
Isiah Kiner-Falefa LF	3	1	1	2	0	0
Kyle Higashioka C	5	1	1	1	0	0
Anthony Volpe SS	4	1	2	0	0	0
Totals	38	11	11	9	5	8

Yankees	IP	H	R	ER	BB	SO	HR
Domingo Germán, W (5-5)	9	0	0	0	0	9	0
Totals	9	0	0	0	0	9	0

Oakland	IP	H	R	ER	BB	SO	HR
JP Sears, L (1-6)	4	5	7	5	3	5	1
Shintaro Fujinami	2	3	0	0	0	2	0
Yackel Rios	0	0	1	1	1	0	0
Austin Pruitt	2	1	0	0	0	0	0
Sam Long	1	2	3	3	1	1	0
Totals	9	11	11	9	5	8	1

Pitches-Strikes: Germán 99-72, Sears 92-55, Fujinami 30-18, Rios 3-0, Pruitt 20-13, Long 33-21. Balks: None. WP: Fujinami (4). HBP: None. IBB: None. Pickoffs: None.
 Umpires: HP-Moscoso, 1B-Tomlinson, 2B-Baker, 3B-Guccione. Time of Game: 2:30. Attendance: 12,479.

2B: Bader (3, off Sears); Higashioka (7, off Sears); Volpe (10, off Fujinami); Donaldson (1, off Long). HR: Stanton (7, off Sears, 4th inn, 0 on, 2 outs to Deep LF-CF). SF: Donaldson (2, off Pruitt). GIDP: Kiner-Falefa (4). RBI: Stanton 3 (17); Donaldson 2 (11); Kiner-Falefa 2 (19); LeMahieu (26); Higashioka (19). Team LOB: 6. RISP: 5-for-17.

SB: Volpe (16, 3rd base off Sears/ Langeliers).

Oakland	AB	R	H	BI	BB	SO
Tony Kemp 2B	3	0	0	0	0	0
Ryan Noda 1B	3	0	0	0	0	3
Brett Rooker LF	3	0	0	0	0	2
Carlos Pérez DH	3	0	0	0	0	0
Seth Brown RF	3	0	0	0	0	0
Jonah Bride 3B	3	0	0	0	0	2
Aledmys Diaz SS	3	0	0	0	0	0
Shea Langeliers C	3	0	0	0	0	1
Esteyru Ruiz CF	3	0	0	0	0	1
Totals	27	0	0	0	0	9

Team LOB: 0. RISP: 0-for-0.

DP: 1 Diaz-Kemp-Noda. E: Bride (1); Noda (3); Sears (1).



Following the historic game, Domingo Germán (R) poses with his batterymate, Kyle Higashioka.



1921 American League Champion Yankees The first pennant-winning team in franchise history

The Yankees won their first AL pennant in 1921, finishing 98-55, 4.5 games ahead of Cleveland. The club was led by Babe Ruth, who batted .378 (204-for-540) with 59HR and a career-high 171RBI. Carl Mays (27-5), Waite Hoyt (19-13) and Bob Shawkey (18-12) fronted a pitching staff that allowed the fewest earned runs in the AL (579). In the World Series, the last of Baseball's three-year experiment with a nine-game format, the Yankees were defeated 5-games-to-3 by the Giants, with whom they shared the Polo Grounds. Hoyt, who lost Game 8, 1-0, on an unearned run in the first inning, went 2-1 (27.0IP) in three complete games. Injuries suffered by Ruth in Game 2 (cut arm while sliding, which later became infected) and Game 5 (wrenched knee) limited him to just one pinch-hitting plate appearance in the final three games of the Series.

Top Row: Jack Quinn, Tom Rodgers, Alex Ferguson, Elmer Miller, Mike McNally, Harry "Rip" Collins, Bill Piercy, Frank "Home Run" Baker, Harry Harper, Al DeVormer, Fred Hofmann, Bob Meusel, Bob "Braggo" Roth, Roger Peckinpaugh. **Middle Row:** Aaron Ward, Bill "Chick" Fewster, Wally Pipp, Bob Shawkey, Wally Schang, Babe Ruth, Carl Mays, Waite Hoyt, Nelson "Chicken" Hawks. **Seated:** Johnny Mitchell, Bennet (Mascot), Miller Huggins (manager), Charles O'Leary (coach), Frank Roth (coach).



Yankees All-Star Selections by Year

Of note: The All-Star Game was first played in 1933, two All-Star Games were played in each year from 1959-62, and there was no All-Star Game in 1945 (WWII) and 2020 (shortened season due to COVID-19).

*For All Listings: **=Selected as starter, *†*=Started, but not elected, *(R)*=Rookie, *#*=Selected via MLB.com Final Vote, *(MVP)*=ASG MVP
For 1959-62: G1=On team for first game only, *G2*=On team for second game only, *Both*=On team for both games

1933: Chapman*-lf, Dickey-c, Gehrig*-1b, Gomez†-p, Lazzeri-2b, Ruth*-rf
1934: Chapman-of, Dickey*-c, Gehrig*-1b, Gomez†-p, Ruffing-p, Ruth*-rf
1935: Chapman-of, Gehrig*-1b, Gomez†-p
1936: Crosetti-ss, Dickey-c, DiMaggio*(R)-rf, Gehrig*-1b, Gomez-p, Pearson-p, Selkirk-of, McCarthy-mgr
1937: Dickey*-c, DiMaggio*-rf, Gehrig-1b, Gomez†-p, Murphy-p, Rolfe*-3b, McCarthy-mgr
1938: Dickey*-c, DiMaggio*-rf, Gehrig-1b, Gomez†-p, Rolfe-3b, Ruffing-p, McCarthy-mgr
1939: Crosetti-ss, Dickey*-c, DiMaggio*-cf, Gehrig-1b (honorary), Gomez-p, Gordon*-2b, Murphy-p, Rolfe*-3b, Ruffing†-p, Selkirk*-lf, McCarthy-mgr
1940: Dickey*-c, DiMaggio*-cf, Gordon*-2b, Keller*-rf, Pearson-p, Rolfe-3b, Ruffing†-p, McCarthy-mgr
1941: Dickey*-c, DiMaggio*-cf, Gordon-2b, Keller-of, Ruffing-p, Russo-p
1942: Bonham-p, Chandler†-p, Dickey-c, DiMaggio*-cf, Gordon*-2b, Henrich*-rf, Rizzuto-ss, Rosar-c, Ruffing-p, McCarthy-mgr
1943: Bonham-p, Chandler-p, Dickey-c, Gordon-2b, Keller-of, Lindell-of, McCarthy-mgr
1944: Borowy†-p, Hemsley-c, Page (R)-p, McCarthy-mgr
1945: No game due to WWII travel restrictions. Formal balloting not conducted.
1946: Chandler-p, Dickey-c, DiMaggio*-cf, Gordon-2b, Keller*-rf, Stirmweiss-3b
1947: Chandler-p, DiMaggio*-cf, Henrich-of, Johnson-3b, McQuinn*-1b, Page-p, Robinson-c, Shea (R)-p, Keller-of
1948: Berra-c, DiMaggio*-of, Henrich†-rf, McQuinn-1b, Page-p, Raschi-p, Harris-mgr
1949: Berra-c, DiMaggio*-cf, Henrich-of, Raschi-p, Reynolds-p
1950: Berra*-c, Byrne-p, Coleman-2b, DiMaggio-of, Henrich-1b, Raschi†-p, Reynolds-p, Rizzuto*-ss, Stengel-mgr
1951: Berra*-c, DiMaggio-of, Lopat-p, Rizzuto-ss, Stengel-mgr
1952: Bauer*-rf, Berra*-c, Mantle-of, Raschi†-p, Reynolds-p, Rizzuto-ss, McDougald-2b, Stengel-mgr
1953: Bauer*-rf, Berra*-c, Mantle*-cf, Mize-1b, Reynolds-p, Rizzuto-ss, Sain-p, Stengel-mgr
1954: Bauer-of, Berra*-c, Ford†-p, Mantle*-cf, Noren-of, Reynolds-p, Stengel-mgr
1955: Berra*-c, Ford-p, Mantle-of, Turley-p
1956: Berra*-c, Ford-p, Kucks-p, Mantle*-cf, Martin-2b, McDougald-ss, Stengel-mgr
1957: Berra*-c, Grim-p, Howard-c, Mantle*-cf, McDougald-ss, Richardson (R)-2b, Shantz-p, Skowron-1b, Stengel-mgr
1958: Berra-c, Duren (R)-p, Ford-p, Howard-c, Kubek-inf, Mantle*-cf, McDougald-2b, Skowron-1b, Turley†-p, Stengel-mgr
1959: Berra-c (both), Duren-p (both), Ford-p (G1), Mantle-of (both), McDougald-ss

(both), Richardson-2b (G2), Skowron*-1b (both), Howard-c (G2), Kubek-ss (both), Stengel-mgr (both)
1960: Berra*-c (both), Coates-p (both), Ford†-p (both), Howard-c (both), Mantle*-cf (both), Maris*-rf (both), Skowron*-1b (both)
1961: Arroyo-p (G2), Berra-of (both), Ford-p (both), Howard-c (both), Kubek*-ss (both), Mantle*-cf (both), Maris*-rf (both), Skowron-1b (G2)
1962: Berra-c (G2), Howard-c (both), Mantle*-rf (both), Maris*-cf (both), Richardson-2b (both), Terry-p (both), Tresh (R)-ss (both), Houk-mgr (both)
1963: Bouton-p, Howard-c, Mantle-of, Pepitone*-1b, Richardson-2b, Tresh-of
1964: Ford-p, Howard*-c, Mantle*-cf, Pepitone-1b, Richardson-2b
1965: Howard-c, Mantle-of, Pepitone-1b, Richardson-2b, Stottlemire-p
1966: Richardson-2b, Stottlemire-p
1967: Downing-p, Mantle-1b
1968: Mantle-1b, Stottlemire-p
1969: Stottlemire†-p
1970: Peterson-p, Stottlemire-p, White-of
1971: Munson-c, Murcer*-cf
1972: Murcer*-cf
1973: Lyle-p, Munson-c, Murcer*-lf
1974: Munson*-c, Murcer*-cf
1975: Bonds*-cf, Hunter-p, Munson*-c, Nettles*-3b
1976: Chambliss-1b, Hunter-p, Lyle-p, Munson*-c, Randolph (R)-2b, Rivers-of
1977: Jackson*-rf, Lyle-p, Munson-c, Nettles-3b, Randolph*-2b, Martin-mgr
1978: Gossage-p, Guidry-p, Jackson*-rf, Nettles-3b, Martin-mgr
1979: Guidry-p, Jackson-of, John-p, Nettles-3b, Lemon-mgr
1980: Dent*-ss, Gossage-p, Jackson*-rf, John-p, Nettles*-3b, Randolph*-2b
1981: Davis-p, Dent*-ss, Gossage-p, Jackson*-rf, Randolph*-2b, Winfield*-cf
1982: Gossage-p, Guidry-p, Winfield-of
1983: Guidry-p, Winfield*-rf
1984: P. Niekro-p, Mattingly-1b, Winfield*-lf
1985: Henderson*-cf, Mattingly-1b, Winfield*-rf
1986: Henderson*-lf, Mattingly-1b, Righetti-p, Winfield*-rf
1987: Henderson*-cf, Mattingly*-1b, Randolph*-2b, Righetti-p, Winfield*-rf
1988: Henderson*-cf, Mattingly-1b, Winfield*-rf
1989: Mattingly-1b, Sax-2b
1990: Sax-2b
1991: Sanderson-p
1992: R. Kelly-of
1993: Boggs*-3b, Key-p
1994: Boggs*-3b, Key-p, O'Neill-of
1995: Boggs*-3b, O'Neill-of, Stanley-c, Showalter-mgr
1996: Boggs*-3b, Pettitte-p, Wetteland-p
1997: Cone-p, Martinez*-1b, O'Neill†-of, Rivera-p, B. Williams-of, Torre-mgr
1998: Brosius-3b, Jeter-ss, O'Neill-of, Wells*-p, B. Williams-of
1999: Cone-p, Jeter-ss, Rivera-p, B. Williams-of, Torre-mgr



Casey Stengel is baseball's all-time leader having managed in 10 All-Star Games.

2000: Jeter† (MVP)-ss, Posada-c, Rivera-p, B. Williams*-of, Torre-mgr
2001: Clemens†-p, Jeter-ss, Pettitte-p, Posada-c, Rivera-p, Stanton-p, B. Williams-of, Torre-mgr
2002: Giambi*-1b, Jeter-ss, Posada*-c, Rivera-p, Soriano*-2b, Ventura-3b, Torre-mgr
2003: Clemens-p, Giambi-1b, Matsui*(R)-cf, Posada*-c, Soriano*-2b
2004: Giambi*-1b, Gordon-p, Jeter*-ss, Matsui-of, Rivera-p, Rodriguez*-3b, Sheffield-of, Vazquez-p, Torre-mgr
2005: Rodriguez*-3b, Rivera-p, Sheffield-of
2006: Rodriguez*-3b, Jeter*-ss, Cano-2b, Rivera-p
2007: Jeter*-ss, Posada-c, Rodriguez*-3b
2008: Jeter*-ss, Rivera-p, Rodriguez*-3b
2009: Jeter*-ss, Rivera-p, Teixeira*-1b
2010: Cano*-2b, Giardi-mgr, Hughes-p, Jeter*-ss, Pettitte-p, Rivera-p, Rodriguez-3b, Sabathia-p, Swisher*-of
2011: Cano*-2b, Granderson*-of, Jeter*-ss, Martin-c, Rivera-p, Robertson-p, Rodriguez*-3b, Sabathia-p
2012: Cano*-2b, Granderson*-of, Jeter*-ss, Sabathia-p
2013: Cano*-2b, Rivera (MVP)-p
2014: Betances (R)-p, Jeter*-ss, Tanaka (R)-p
2015: Betances-p, Gardner-of, Teixeira-1b
2016: Beltrán-of, Betances-p, Miller-p
2017: Betances-p, Castro-2b, JUDGE*(R)-rf, Sánchez-c, Severino-p
2018: Chapman-p, JUDGE*-lf, Severino-p, TORRES (R)-2b
2019: Chapman-p, LEMAHIEU-2b, Sánchez-c, Tanaka-p, TORRES-2b (Also Sabathia special guest of MLB at game in Cleveland. Tossed first pitch.)
2020: No game due to shortened season
2021: Chapman-p, COLE-p, JUDGE*-rf
2022: COLE-p, CORTES-p, HOLMES-p, JUDGE*-rf, STANTON*(MVP)-lf, TRIVINO-c
2023: COLE*-p, JUDGE*-of



All-Star Selections

The Yankees have had 441 all-time All-Star selections (58 pitchers with 142 selections; and 78 position players with 299 selections). Additionally, the AL team has been skipped by nine different Yankees managers on 32 total occasions.

According to MLB, there have been four occasions in which Yankees elected to start the game were replaced in the starting lineup (OF Reggie Jackson by Fred Lynn in 1978, SS Derek Jeter by Asdrubal Cabrera and 3B Alex Rodriguez by Adrian Beltre in 2011, and OF Aaron Judge by Wander Franco on the roster and Adolis Garcia as the starter in RF in 2023). Conversely, there have been five Yankees who have started the game after replacing elected starters (Bobby Murcer for Tony Oliva in the OF in 1971, Thurman Munson for Carlton Fisk at C in 1974, Willie Randolph for Paul Molitor at 2B in 1980, Graig Nettles for George Brett at 3B in 1980, and Derek Jeter for Alex Rodriguez at SS in 2000).

Twelve Yankees rookies have been selected to the ASG (Joe DiMaggio-1936, Joe Page-1944, Spec Shea-1947, Bobby Richardson-1957, Ryne Duren-1958, Tom Tresh-1962, Willie Randolph-1976, Hideki Matsui-2003, Dellin Betances & Masahiro Tanaka-2014, Aaron Judge-2017 and Gleyber Torres-2018).

In 1939, Lou Gehrig (who retired earlier that season) was named an honorary AL team member. That selection is not included in totals below.

Formal balloting was not conducted by MLB in 1945, when the All-Star Game was canceled due to WWII travel restrictions. The AP polled 13 of 16 AL managers who unofficially voted RHP Hank Borowy, 1B Nick Etten, 2B Snuffy Stirnweis and 3B Oscar Grimes as All-Stars, with the former three as starters. However, the 1945 voting was unofficial and is not included in the totals below.

Two All-Star Games were played each year from 1959-62. Games participated in are noted with "G1" and/or "G2". There was no game in 2020.

Players	Selections (Starts)		
Mickey Mantle (1952-58, '59-'62 G1&G2, '63-'65, '67-'68) ...	20 (13)	Hank Bauer (1952-54)	3 (3)
Yogi Berra (1948-58, 1959-61 G1&G2, 1962 G2)	18 (11)	Aroldis Chapman (2018-19, '21)	3 (0)
Derek Jeter (1998-2002, '04, '06-12, '14)	14 (9)	Ben Chapman (1933-35)	3 (1)
Joe DiMaggio (1936-42, '46-'51)	13 (9)	GERRIT COLE (2021-23)	3 (1)
Mariano Rivera (1997, '99-2002, '04-'06, '08-'11, '13)	13 (0)	Ryne Duren (1958, 1959 G1&G2) ...	3 (0)
Elston Howard (1957-58, '59 G2, 1960-62 G1&G2, '63-'65)	12 (1)	Jason Giambi (2002-04)	3 (2)
Bill Dickey (1933-34, '36-43, '46)	11 (6)	Sparky Lyle (1973, '76-'77)	3 (0)
Whitey Ford (1954-56, '58, '59 G1, 1960-61 G1&G2, '64)	10 (3)	Johnny Murphy (1937-39)	3 (0)
Bobby Richardson (1957, '59 G2, '62 G1&G2, '63-'66)	8 (1)	Joe Page (1944, '47-'48)	3 (0)
Dave Winfield (1981-88)	8 (7)	Joe Pepitone (1963-65)	3 (1)
Lefty Gomez (1933-39)	7 (5)	Andy Pettitte (1996, 2001, '10)	3 (0)
Thurman Munson (1971, '73-'78)	7 (3)	CC Sabathia (2010-12)	3 (0)
Alex Rodriguez (2004-08, '10-'11)	7 (5)	Tom Tresh (1962 G1&G2, '63)	3 (0)
Bill Skowron (1957-58, '59-60 G1&G2, '61 G2)	7 (4)	Ernie Bonham (1942-43)	2 (1)
Lou Gehrig (1933-38) - see note above ..	6 (5)	Roger Clemens (2001, '03)	2 (0)
Joe Gordon (1939-43, '46)	6 (3)	Jim Coates (1960 G1&G2)	2 (0)
Roger Maris (1960-62 G1&G2)	6 (5)	David Cone (1997, '99)	2 (0)
Don Mattingly (1984-89)	6 (1)	Frank Crosetti (1936, '39)	2 (0)
Gil McDougald (1952, '56-'58, '59 G1&G2) ..	6 (0)	Bucky Dent (1980-81)	2 (2)
Red Ruffing (1934, '38-'42)	6 (2)	Curtis Granderson (2011-12)	2 (2)
Robinson Cano (2006, 2010-13)	5 (4)	Catfish Hunter (1975-76)	2 (0)
Tommy Henrich (1942, '47-'50)	5 (2)	Tommy John (1979-80)	2 (0)
Reggie Jackson (1977-81)	5 (3)	Jimmy Key (1993-94)	2 (1)
AARON JUDGE (2017-18, '21-23) ..	5 (4)	Hideki Matsui (2003-04)	2 (1)
Charlie Keller (1940-41, '43, '46-'47) ..	5 (2)	George McQuinn (1947-48)	2 (2)
Graig Nettles (1975, '77-'80)	5 (2)	Monte Pearson (1936, '40)	2 (0)
Jorge Posada (2000-03, '07)	5 (2)	Dave Righetti (1986-87)	2 (0)
Willie Randolph (1976-'77, '80-81, '87) ..	5 (4)	Babe Ruth (1933-34)	2 (2)
Allie Reynolds (1949-50, '52-'54) ..	5 (0)	Gary Sánchez (2017, '19)	2 (1)
Phil Rizzuto (1942, '50-'53)	5 (2)	Steve Sax (1989-90)	2 (1)
Mel Stottlemyre (1965-66, '68-'70) ..	5 (1)	George Selkirk (1936, '39)	2 (1)
Bernie Williams (1997-2001)	5 (1)	Luis Severino (2017-18)	2 (0)
Dellin Betances (2014-17)	4 (0)	Gary Sheffield (2004-05)	2 (0)
Wade Boggs (1993-96)	4 (4)	Alfonso Soriano (2002-03)	2 (2)
Spud Chandler (1942-43, '46-'47)	4 (1)	Masahiro Tanaka (2014, '19)	2 (0)
Goose Gosage (1978, '80-82)	4 (0)	Ralph Terry (1962 G1&G2)	2 (0)
Ron Guidry (1978-79, '82-'83)	4 (0)	Mark Teixeira (2009, '15)	2 (1)
Rickey Henderson (1985-88)	4 (4)	GLEYBER TORRES (2018-19)	2 (0)
Tony Kubek (1958, '59 G2, '61 G1&G2) ..	4 (1)	Bob Turley (1955, '58)	2 (1)
Bobby Murcer (1971-74)	4 (4)	Roy White (1969-70)	2 (0)
Paul O'Neill (1994-95, '97-'98)	4 (1)	Luis Arroyo (1961 G2)	1 (0)
Vic Raschi (1948-50, '52)	4 (2)	Carlos Beltrán (2016)	1 (0)
Red Rolfe (1937-40)	4 (2)	Bobby Bonds (1975)	1 (1)
		Hank Borowy (1944)	1 (1)
		Jim Bouton (1963)	1 (0)
		Scott Brosius (1998)	1 (0)
		Tommy Byrne (1950)	1 (0)
		Starlin Castro (2017)	1 (0)
		Chris Chambliss (1976)	1 (0)
		Jerry Coleman (1950)	1 (0)
		NESTOR CORTES (2022)	1 (0)
		Ron Davis (1981)	1 (0)
		Al Downing (1967)	1 (0)
		Brett Gardner (2015)	1 (0)
		Tom Gordon (2004)	1 (0)
		Bob Grim (1957)	1 (0)
		Rollie Hemsley (1944)	1 (1)
		CLAY HOLMES (2022)	1 (0)
		Phil Hughes (2010)	1 (0)
		Billy Johnson (1947)	1 (0)
		Roberto Kelly (1992)	1 (0)
		Johnny Kucks (1956)	1 (0)
		Tony Lazzeri (1933)	1 (0)
		DJ LEMAHIEU (2019)	1 (1)
		Johnny Lindell (1943)	1 (0)
		Eddie Lopat (1951)	1 (0)
		Billy Martin (1956)	1 (0)
		Russell Martin (2011)	1 (0)
		Tino Martinez (1997)	1 (1)
		Andrew Miller (2016)	1 (0)
		Johnny Mize (1953)	1 (0)
		Phil Niekro (1984)	1 (0)
		Irv Noren (1954)	1 (0)
		Fritz Peterson (1970)	1 (0)
		Mickey Rivers (1976)	1 (0)
		David Robertson (2011)	1 (0)
		Aaron Robinson (1947)	1 (0)
		Buddy Rosar (1942)	1 (0)
		Marius Russo (1941)	1 (0)
		Johnny Sain (1953)	1 (0)
		Scott Sanderson (1991)	1 (0)
		Bobby Shantz (1957)	1 (0)
		Spec Shea (1947)	1 (0)
		Mike Stanley (1995)	1 (0)
		GIANCARLO STANTON (2022)	1 (1)
		Mike Stanton (2001)	1 (0)
		Snuffy Stirnweis (1946)	1 (0)
		Nick Swisher (2010)	1 (0)
		JOSE TRIVINO (2022)	1 (0)
		Javier Vazquez (2004)	1 (0)
		Robin Ventura (2002)	1 (0)
		David Wells (1998)	1 (1)
		John Wetteland (1996)	1 (0)
		As AL Manager	(32 times)
		Casey Stengel (1950-54, '56-'58, '59 G1&G2) ..	10
		Joe McCarthy (1936-39, '42-'44)	7
		Joe Torre (1997, '99-2002, '04)	6
		Ralph Houk (1962 G1&G2, '63)	3
		Billy Martin (1977-78)	2
		Joe Girardi (2010)	1
		Bucky Harris (1948)	1
		Bob Lemon (1979)	1
		Buck Showalter (1995)	1



All-Star Starts by Position

C (25): Berra-11 (1950-57,'59G2, '60G1&G2) Dickey-6 (1934, '37-41) Munson-3 (1974-76) Posada-2 (2002-03) Hemsley-1 (1944) Howard-1 (1964) Sánchez-1 (2019)	3B (13): Rodriguez-5 (2004-08) Boggs-4 (1993-96) Nettles-2 (1975, '80) Rolfe-2 (1937, '39)	RF (27): Winfield-5 (1983, '85-88) Bauer-3 (1952-54) DiMaggio-3 (1936-38) Jackson-3 (1977, '80-81) JUDGE-3 (2017, '21-22) Maris-3 (1960G1&G2, '61G1) Keller-2 (1940, '46) Ruth-2 (1933-34) Henrich-1 (1942) Mantle-1 (1962G1) O'Neill-1 (1997)
1B (17): Gehrig-5 (1933-37) Skowron-4 (1958,'59G1, '60G1&G2) Giambi-2 (2002, '04) McQuinn-2 (1947-48) Martinez-1 (1997) Mattingly-1 (1987) Peptonie-1 (1963) Teixeira-1 (2009)	LF (8): Chapman-1 (1933) Henderson-1 (1986) Henrich-1 (1948) JUDGE-1 (2018) Murcer-1 (1973) Selkirk-1 (1939) STANTON-1 (2022) Winfield-1 (1984)	SP (20): Gomez-5 (1933-35, '37-38) Ford-3 (1954, '60G2, '61G1) Raschi-2 (1950, '52) Ruffing-2 (1939-40) Borowy-1 (1944) Chandler-1 (1942) Clemens-1 (2001) COLE-1 (2023) Key-1 (1994) Stottlemyre-1 (1969) Turley-1 (1958) Wells-1 (1998)
2B (16): Canó-4 (2010-13) Randolph-4 (1977, '80-81, '87) Gordon-3 (1939-40, '42) Richardson-1 (1964) Sax-1 (1990) Soriano-2 (2002-03) LEMAHIEU-1 (2019)	CF (32): Mantle-12 (1953-58, '59G2, '60G1&G2, '61G1&G2, '64) DiMaggio-6 (1939-42, '47, '49) Henderson-3 (1985, '87-88) Murcer-3 (1971-72, '74) Granderson-2 (2011-12) Maris-2 (1962G1&G2) Bonds-1 (1975) Matsui-1 (2003) Williams-1 (2000) Winfield-1 (1981)	
SS (14): Jeter-9 (2000, '04, '06-10, '12, '14) Dent-2 (1980-81) Rizzuto-2 (1950, '52) Kubek-1 (1961G1)		

Yankees Single-Game All-Star Highs

^{MLB}All-time MLB All-Star Game high / ^{AL}All-time American League All-Star Game high / *tied for high

BATTING

PA: 6, 4x – Winfield-1987; Berra-1955; Mantle-1955; Rizzuto-1950 AB: 6, 3x – Berra & Mantle-1955 (12 inn.) and Rizzuto-1950 (14 inn.); In 9 inn. game – 5, 4x Randolph-1977; Mantle-1954; DiMaggio-1936; B. Chapman-1933 R: 3, 1x – DiMaggio-1941 H: 3, 3x – Jeter-2004 & '00; Winfield-1983	2B: 1, 24x – last by Sánchez-2019 3B: 1, 3x – A. Rodriguez-2004; Rolfe-1937; B. Chapman-1934 HR: 1, 13x – STANTON-2022; JUDGE-2018; Giambi-2003; Soriano-2002; Jeter-2001; Berra-1959 (G2); Mantle-1956 & '55; Keller-1946; DiMaggio-1939; Gehrig-1937 & '36; Ruth-1933	RBI: 4, 1x – Gehrig-1937 SB: 1, 9x – last by Jeter-2008 BB: 2, 8x – last by Mattingly-1987 K: ^{MLB} 3, 3x – Mantle-1956; Gordon-1942; Gehrig-1934 (tied w/ many for in 9 inn. game)
---	--	---

PITCHING

Wins: 7x – Tanaka-2019; Raschi-1948; Shea-1947; Chandler-1942; Gomez-1937, '35, '33 Losses: 11x – Hughes-2010; John-1980; Gossage-1978; Hunter-1975; Stottlemyre-1969; Ford-1960 (G2) & '59 (G1); Reynolds-1953; Lopat-1951; Ruffing-1940; Gomez-1938	SV: 5x – Chapman-2019; Rivera-2009, '06, '05, 1997 IP: ^{MLB} 6.0, 1x – Gomez-1935 H: 5, 3x – Ford-1960 (G2) & '55; Ruffing-1940 R: ^{MLB} 5, 1x – Ford-1955 ER: 4, 2x – Gossage-1978; Gomez-1934 BB: 3, 1x – Raschi-1949	K: 4, 3x – Duren-1959 (G1); Ruffing-1939; Gomez-1935 HR: 2, 3x – Ford-1960 (G2); Lopat-1951; Gomez-1934
--	--	--

Yankees All-Star Game Notes & Highlights

Since the game originated in 1933, the Yankees have had the most All-Star players (137) and most total All-Star selections (441) of any Major League franchise...the Yankees have had three ASG MVPs — Derek Jeter (2000), Mariano Rivera (2013) and Giancarlo Stanton (2022)...Yankees pitcher Lefty Gomez is the only pitcher in All-Star Game history to earn three wins (1933, '35, '37), having made five career All-Star starts...Babe Ruth hit the first-ever All-Star homer in 1933 off the Cardinals' Bill Hallahan...Joe DiMaggio-1936, Hideki Matsui-2003 and Aaron Judge-2017 own the distinction of being the only Yankees rookies to start for the American League...Judge totaled 4,488,702 fan votes in 2017 to become the first Yankee since Derek Jeter (2009) to lead the AL in balloting...in 2022, Judge led the Majors with 3,762,498 total votes during Phase 1 of All-Star voting, becoming the first Yankee to lead the Majors in voting since Alex Rodriguez (2008)...Jeter's .481 (13-for-27) career All-Star average is second all time among batters with at least 15 All-Star ABs, trailing only Detroit's Charlie Gehringer (.500, 10-for-20).



Yankees All-Time All-Star Batting Statistics

Data below includes all Yankees position players who have been selected for an All-Star Game along with the batting records of all pitchers who have made at least one plate appearance in the game. 3B Billy Johnson (1947) and OF Irv Noren (1954) made their only Yankees All-Star Game appearances as defensive replacements without ever receiving a PA. Additionally, there have been six Yankees position players named to an All-Star team who never entered the game at all in their only ASG as a Yankee (2B Tony Lazzeri-1933; C Buddy Rosar-1942; OF Johnny Lindell-1943; C Aaron Robinson-1947; C Russell Martin-2011; 2B Starlin Castro-2017).

Player	AVG	SEL	G	GS	PA	AB	R	H	2B	3B	HR	RBI	SH	SF	HP	SB	CS	BB	SO	OBP	SLG
Hank Bauer	.286	3	3	3	8	7	0	2	0	0	0	0	0	0	0	1	1	3	.375	.286	
Carlos Beltrán	.000	1	1	0	1	1	0	0	0	0	0	0	0	0	0	0	0	1	3	.000	.000
Yogi Berra	.195	18	15	11	43	41	5	8	0	0	1	3	0	0	0	0	0	2	3	.233	.268
Wade Boggs	.222	4	4	4	10	9	1	2	0	0	0	0	0	0	0	0	0	1	2	.300	.222
Bobby Bonds	.000	1	1	1	3	3	0	0	0	0	0	0	0	0	0	0	0	0	1	.000	.000
Hank Borowy	1.000	1	1	1	1	1	0	1	0	0	0	1	0	0	0	0	0	0	1	1.000	1.000
Scott Brosius	.500	1	1	0	2	2	1	1	0	0	0	0	0	0	0	1	0	0	1	.500	.500
Robinson Canó	.200	5	4	4	7	5	0	1	0	0	0	1	0	1	1	0	0	0	0	.286	.200
Chris Chambliss	.000	1	1	0	1	1	0	0	0	0	0	0	0	0	0	0	0	0	0	.000	.000
Spud Chandler	.000	4	1	1	1	1	0	0	0	0	0	0	0	0	0	0	0	0	0	.000	.000
Ben Chapman	.286	3	3	1	7	7	0	2	0	1	0	0	0	0	0	0	0	0	1	.286	.571
Jerry Coleman	.000	1	1	0	2	2	0	0	0	0	0	0	0	0	0	0	0	0	2	.000	.000
Frank Crossetti	.000	2	1	0	1	1	0	0	0	0	0	0	0	0	0	0	0	0	1	.000	.000
Bucky Dent	.750	2	2	2	4	4	0	3	1	0	0	0	0	0	0	0	0	0	1	.750	1.000
Bill Dickey	.263	11	8	6	23	19	3	5	2	0	0	1	0	0	0	0	0	4	2	.391	.368
Joe DiMaggio	.225	13	11	9	43	40	7	9	2	0	1	6	0	0	1	0	3	3	.279	.350	
Ryne Duren	.000	3	1	0	1	1	0	0	0	0	0	0	0	0	0	0	0	1	.000	.000	
Whitey Ford	.000	10	6	3	3	3	0	0	0	0	0	0	0	0	0	0	0	0	2	.000	.000
Brett Gardner	.000	1	1	0	2	2	0	0	0	0	0	0	0	0	0	0	0	0	2	.000	.000
Lou Gehrig	.222	6	6	5	24	18	4	4	1	0	2	5	0	0	0	0	0	6	6	.417	.611
Jason Giambi	.600	3	3	2	5	5	3	3	0	0	1	1	0	0	0	0	0	0	1	.600	1.200
Lefty Gomez	.167	7	5	6	6	6	0	1	0	0	0	1	0	0	0	0	0	3	.167	.167	
Joe Gordon	.143	6	5	3	14	14	1	2	1	0	0	2	0	0	0	0	0	6	.143	.214	
Player	AVG	SEL	G	GS	PA	AB	R	H	2B	3B	HR	RBI	SH	SF	HP	SB	CS	BB	SO	OBP	SLG
Curtis Granderson	.000	2	2	2	4	4	0	0	0	0	0	0	0	0	0	0	0	0	0	.000	.000
Rollie Hemsey	.000	1	1	1	2	2	0	0	0	0	0	0	0	0	0	0	0	0	0	.000	.000
Rickey Henderson	.273	4	4	4	12	11	1	3	0	0	0	0	0	0	1	0	1	2	.333	.273	
Tommy Henrich	.111	5	4	2	10	9	1	1	1	0	0	0	0	0	0	0	0	1	4	.200	.222
Elston Howard	.000	12	6	1	11	9	1	0	0	0	0	0	0	0	1	0	0	1	7	.182	.000
Reggie Jackson	.333	5	4	3	8	6	0	2	0	0	0	0	0	0	0	0	2	2	.500	.333	
Derek Jeter	.481	14	13	9	29	27	6	13	2	0	1	3	0	0	1	1	0	1	6	.517	.667
Tommy John	.000	2	1	0	1	1	0	0	0	0	0	0	0	0	0	0	0	0	1	.000	.000
Billy Johnson	---	1	1	0	0	0	0	0	0	0	0	0	0	0	0	0	0	0	0	---	---
AARON JUDGE	.111	5	4	4	11	9	2	1	0	0	1	1	0	0	0	0	2	3	.273	.444	
Charlie Keller	.143	5	3	2	8	7	2	1	0	0	1	2	0	0	0	0	0	1	3	.250	.571
Roberto Kelly	.500	1	1	0	2	2	0	1	1	0	0	2	0	0	0	0	0	0	1	.500	1.000
Tony Kubek	.000	4	2	1	6	5	1	0	0	0	0	0	0	0	0	0	1	2	.167	.000	
DJ LEMAHIEU	.000	1	1	1	2	2	0	0	0	0	0	0	0	0	0	0	0	0	0	.000	.000
Mickey Mantle	.233	20	16	13	52	43	5	10	0	2	4	0	0	0	0	1	9	17	.365	.372	
Roger Maris	.118	6	6	5	21	17	2	2	1	0	0	2	0	1	0	0	0	3	4	.238	.176
Billy Martin	.000	1	1	0	1	1	0	0	0	0	0	0	0	0	0	0	0	0	0	.000	.000
Tino Martinez	.000	1	1	1	2	2	0	0	0	0	0	0	0	0	0	0	0	0	0	.000	.000
Hideki Matsui	.333	2	2	1	3	3	0	1	0	0	0	0	0	0	0	0	0	1	.333	.333	
Don Mattingly	.111	6	6	1	11	9	0	1	1	0	0	0	0	0	0	0	2	2	.273	.222	
Gil McDougald	.250	6	4	0	4	4	1	1	0	0	0	1	0	0	0	0	0	0	.250	.250	
George McQuinn	.250	2	2	2	8	8	1	2	0	0	0	0	0	0	1	0	0	1	.250	.250	
Johnny Mize	1.000	1	1	0	1	1	0	1	0	0	0	0	0	0	0	0	0	0	1	1.000	1.000
Player	AVG	SEL	G	GS	PA	AB	R	H	2B	3B	HR	RBI	SH	SF	HP	SB	CS	BB	SO	OBP	SLG
Thurman Munson	.200	7	6	3	12	10	1	2	1	0	0	0	0	0	1	0	0	1	2	.333	.300
Bobby Murcer	.091	4	4	4	12	11	0	1	0	0	0	0	0	0	0	0	1	1	.167	.091	
Graig Nettles	.222	5	5	2	9	9	0	2	0	0	0	0	0	0	0	1	0	0	2	.222	.222
Irv Noren	---	1	1	0	0	0	0	0	0	0	0	0	0	0	0	0	0	0	0	---	---
Paul O'Neill	.000	4	4	1	6	6	0	0	0	0	0	0	0	0	0	0	0	0	1	.000	.000
Joe Pepitone	.000	3	1	5	5	0	0	0	0	0	0	0	0	0	0	0	0	3	.000	.000	
Jorge Posada	.182	5	5	2	11	11	0	2	2	0	0	0	0	0	0	0	0	5	.182	.364	
Willie Randolph	.308	5	4	4	13	13	0	4	0	0	1	0	0	0	0	0	0	0	3	.308	.308
Vic Raschi	.500	4	4	2	2	2	0	1	0	0	0	2	0	0	0	0	0	0	0	.500	.500
Allie Reynolds	.000	5	2	0	1	1	0	0	0	0	0	0	0	0	0	0	0	0	0	.000	.000
Bobby Richardson	.091	8	6	1	11	11	1	1	0	0	0	0	0	0	0	0	0	1	.091	.091	
Mickey Rivers	.500	1	1	0	2	2	0	1	0	0	0	0	0	0	0	0	0	0	1	.500	.500
Phil Rizzuto	.222	5	4	2	9	9	0	2	0	0	0	0	0	0	0	0	0	1	.222	.222	
Alex Rodriguez	.250	7	5	5	13	12	1	3	0	1	0	1	0	0	0	1	0	1	2	.308	.417
Red Rolfe	.375	4	2	2	9	8	2	3	0	1	0	2	0	0	0	0	0	1	0	.444	.625
Red Ruffing	.500	6	3	2	2	2	0	1	0	0	0	2	0	0	0	0	0	0	0	.500	.500
Babe Ruth	.333	2	2	2	8	6	2	2	0	0	1	2	0	0	0	0	0	2	3	.500	.833
Gary Sánchez	.250	2	2	1	4	4	1	1	1	0	0	0	0	0	0	0	0	1	.250	.500	
Steve Sax	.000	2	2	1	3	2	0	0	0	0	0	0	0	0	1	0	1	0	.333	.000	
George Selkirk	.500	2	2	1	5	2	0	1	0	0	0	1	0	0	0	0	0	3	.800	.500	
Spec Shea	.000	1	1	0	1	1	0	0	0	0	0	0	0	0	0	0	0	0	0	.000	.000
Gary Sheffield	.000	2	2	0	2	2	0	0	0	0	0	0	0	0	0	0	0	0	0	.000	.000



Player	AVG	SEL	G	GS	PA	AB	R	H	2B	3B	HR	RBI	SH	SF	HP	SB	CS	BB	SO	OBP	SLG
Bill Skowron	.429	7	5	4	15	14	1	6	1	0	0	3	0	0	0	0	0	1	3	.467	.500
Alfonso Soriano	.200	2	2	2	5	5	1	1	0	0	1	1	0	0	0	0	0	0	2	.200	.800
Mike Stanley	.000	1	1	0	1	1	0	0	0	0	0	0	0	0	0	0	0	0	0	.000	.000
GIANCARLO STANTON	.500	1	1	1	2	2	1	1	0	0	1	2	0	0	0	0	0	0	1	.500	2.000
Snuffy Stirnweiss	.333	1	1	0	3	3	1	1	0	0	0	0	0	0	0	0	0	0	1	.333	.333
Nick Swisher	.000	1	1	0	1	1	0	0	0	0	0	0	0	0	0	0	0	0	1	.000	.000
Mark Teixeira	.000	2	2	1	5	5	0	0	0	0	0	0	0	0	0	0	0	0	1	.000	.000
GLEYSER TORRES	.500	2	1	0	2	2	0	1	0	0	0	0	0	0	0	0	0	0	1	.500	.500
Tom Tresh	.500	3	2	0	2	2	0	1	1	0	0	1	0	0	0	0	0	0	0	.500	1.000
JOSE TREVINO	.500	1	1	0	2	2	0	1	0	0	0	0	0	0	0	0	0	0	0	.500	.500
Robin Ventura	.000	1	1	0	1	1	0	0	0	0	0	0	0	0	0	0	0	0	1	.000	.000
David Wells	.000	1	1	1	1	1	0	0	0	0	0	0	0	0	0	0	0	0	0	.000	.000
Roy White	.000	2	1	0	1	1	0	0	0	0	0	0	0	0	0	0	0	0	1	.000	.000
Bernie Williams	.000	5	4	1	6	5	1	0	0	0	0	0	0	0	0	0	0	1	1	.167	.000
Dave Winfield	.360	8	8	7	27	25	4	9	5	0	0	1	0	0	0	1	0	2	1	.407	.560
ALL-TIME TOTALS	.230				635	574	65	132	24	3	13	52	0	2	4	9	2	55	137	.301	.350

Yankees All-Time All-Star Pitching Statistics

Data below includes all Yankees with at least one All-Star pitching appearance. Additionally, there have been 14 pitchers named to at least one All-Star team as a Yankee without ever making an All-Star appearance with the club: (Luis Arroyo-1; Tiny Bonham-2; Tommy Byrne-1; Johnny Kucks-1; Johnny Murphy-3; Phil Niekro-1; Monte Pearson-2; Marius Russo-1; CC Sabathia-3; Johnny Sain-1; Scott Sanderson-1; Bobby Shantz-1; Ralph Terry-2; and John Weteland-1).

Pitcher	SEL	G	GS	W-L	ERA	GF	CG	SHO	SV	IP	H	R	ER	HR	HP	BB	IBB	SO	WP	BK	BF
Dellin Betances	4	3	0	0-0	0.00	0	0	0	0	3.0	2	0	0	0	0	3	0	5	3	0	14
Hank Borowy	1	1	1	0-0	0.00	0	0	0	0	3.0	3	0	0	0	0	1	0	0	0	0	12
Jim Bouton	1	1	0	0-0	0.00	0	0	0	0	1.0	0	0	0	0	0	0	0	0	0	0	3
Spud Chandler	4	1	1	1-0	0.00	0	0	0	0	4.0	2	0	0	0	1	0	0	2	0	0	14
Aroldis Chapman	3	1	0	0-0	0.00	1	0	0	1	1.0	0	0	0	0	0	0	0	3	0	0	3
Roger Clemens	2	2	1	0-0	0.00	0	0	0	0	3.0	0	0	0	0	0	0	0	3	0	0	9
Jim Coates	2	1	0	0-0	0.00	0	0	0	0	2.0	2	0	0	0	1	0	0	0	0	0	8
GERRIT COLE	3	1	1	0-0	0.00	0	0	0	0	1.0	0	0	0	0	0	0	0	0	0	0	3
David Cone	2	2	0	0-0	3.00	0	0	0	0	3.0	4	1	1	0	0	3	0	3	0	0	15
NESTOR CORTES	1	1	0	0-0	0.00	0	0	0	0	1.0	0	0	0	0	1	1	0	2	0	0	5
Ron Davis	1	1	0	0-0	9.00	0	0	0	0	1.0	1	1	1	1	1	0	0	1	0	0	4
Al Downing	1	1	0	0-0	0.00	0	0	0	0	2.0	2	0	0	0	0	0	0	2	0	0	8
Ryne Duren	3	1	0	0-0	0.00	0	0	0	0	3.0	1	0	0	0	0	1	0	4	0	0	10
Whitey Ford	10	6	3	0-2	8.25	0	0	0	0	12.0	19	13	11	3	0	3	0	5	0	0	57
Lefty Gomez	7	5	3	-1	2.50	0	0	0	0	18.0	11	6	5	2	0	3	0	9	0	0	68
Tom Gordon	1	1	0	0-0	0.00	0	0	0	0	0.1	0	0	0	0	0	0	0	0	0	0	1
Rich Gossage	4	2	0	-1	18.00	2	0	0	0	2.0	5	4	4	0	0	1	0	1	1	0	11
Bob Grim	1	1	0	0-0	0.00	1	0	0	0	0.1	0	0	0	0	0	0	0	0	0	0	1
Ron Guidry	4	2	0	0-0	0.00	1	0	0	0	0.2	0	0	0	0	0	1	0	0	0	0	3
CLAY HOLMES	1	1	0	0-0	0.00	0	0	0	0	0.2	1	0	0	0	0	0	0	0	0	0	3
Phil Hughes	1	1	0	0-1	54.00	0	0	0	0	0.1	2	2	2	0	0	0	0	0	0	0	3
Catfish Hunter	2	2	0	0-1	9.00	0	0	0	0	4.0	5	4	4	1	0	0	0	5	0	0	17
Tommy John	2	1	0	0-1	11.57	0	0	0	0	2.1	4	3	3	1	0	0	0	1	0	0	11
Jimmy Key	2	2	1	0-0	6.00	0	0	0	0	3.0	3	2	2	0	0	0	0	2	0	0	12
Eddie Lopat	1	1	0	0-1	27.00	0	0	0	0	1.0	3	3	3	2	0	0	0	0	0	0	6
Sparky Lyle	3	2	0	0-0	6.00	1	0	0	0	3.0	4	2	2	0	1	0	0	2	1	0	13
Andrew Miller	1	1	0	0-0	0.00	0	0	0	0	0.2	2	0	0	0	0	1	0	1	0	0	5
Joe Page	3	1	0	0-0	0.00	1	0	0	0	1.1	1	0	0	0	0	1	0	0	0	0	6
Fritz Peterson	1	1	0	0-0	0.00	0	0	0	0	0.0	1	0	0	0	0	0	0	0	0	0	1
Andy Pettitte	3	2	0	0-0	0.00	0	0	0	0	2.0	2	0	0	0	0	0	0	3	0	0	8
Vic Raschi	4	4	2	1-0	2.45	1	0	0	0	11.0	7	3	3	1	0	4	0	8	0	0	44
Allie Reynolds	5	2	0	0-1	3.60	0	0	0	0	5.0	3	2	2	0	1	2	0	2	0	0	22
Dave Righetti	2	2	0	0-0	0.00	0	0	0	0	1.0	3	0	0	0	0	0	0	0	0	0	6
Mariano Rivera	13	9	0	0-0	0.00	6	0	0	4	9.0	5	1	0	0	0	0	0	5	0	0	30
David Robertson	1	1	0	0-0	0.00	0	0	0	0	1.0	1	0	0	0	0	0	0	1	0	0	3
Red Ruffing	6	3	2	0-1	9.00	0	0	0	0	7.0	13	7	7	1	0	2	1	6	0	0	36
Luis Severino	2	1	0	0-0	0.00	0	0	0	0	1.0	1	0	0	0	0	0	0	2	0	0	4
Spec Shea	1	1	0	1-0	3.00	0	0	0	0	3.0	3	1	1	1	0	2	0	2	0	0	14
Mike Stanton	1	1	0	0-0	0.00	0	0	0	0	0.2	0	0	0	0	0	0	0	0	0	0	2
Mel Stottlemyre	5	4	1	0-1	3.00	0	0	0	0	6.0	5	3	2	1	0	1	1	4	1	0	25
Masahiro Tanaka	2	1	0	1-0	0.00	0	0	0	0	1.0	1	0	0	0	0	0	0	1	0	0	4
Bob Turley	2	1	1	0-0	16.20	0	0	0	0	1.2	3	3	3	0	1	2	0	0	1	0	11
Javier Vazquez	1	1	0	0-0	0.00	0	0	0	0	1.0	0	0	0	0	0	0	0	2	0	0	3
David Wells	1	1	1	0-0	0.00	0	0	0	0	2.0	0	0	0	0	0	1	0	1	0	0	6
ALL-TIME TOTALS	80	19	7-11	3.94	14	0	0	5	128.0	125	61	56	14	6	33	3	88	7	0	541	

Yankees in the All-Star Home Run Derby (est. 1985)

Year	Player	Ballpark (Team Stad.)	Result	Year	Player	Ballpark (Team Stad.)	Result
1997	Tino Martinez	Jacobs Field (CLE)	Won	2012	Robinson Canó	Kauffman Stadium (KC)	1st Rd.
2002	Jason Giambi	Miller Park (MIL)	Won	2013	Robinson Canó	Citi Field (NYM)	1st Rd.
2003	Jason Giambi	U.S. Cellular Field (CWS)	Semis	2017	AARON JUDGE	Marlins Park (MIA)	Won
2010	Nick Swisher	Angel Stadium (LAA)	1st Rd.	2017	Gary Sánchez	Marlins Park (MIA)	Semis
2011	Robinson Canó	Chase Field (ARI)	Won				



Yankees All-Star Career Top 10 Leaders

MLB All-time Major League All-Star Game high / AL All-time American League All-Star Game high / *Tied for high

BATTING

Games Played

1. Mickey Mantle	16
2. Yogi Berra	15
3. Derek Jeter	13
4. Joe DiMaggio	11
5. Dave Winfield	8
6. Bill Dickey	8
7. Gehrig, Ford, Howard, Maris, Mattingly, Munson, Richardson	6

Games Started

1. Mickey Mantle (CF-12; RF-1)	13
2. Yogi Berra (C-11)	11
3. Derek Jeter (SS-9)	9
4. Joe DiMaggio (CF-6; RF-3)	9
5. Dave Winfield (RF-5; CF-1; LF-1)	7
6. Bill Dickey (C-6)	6
7. Lou Gehrig (1B-5)	5
8. Lefty Gomez (P-5)	5
9. Roger Maris (RF-3; CF-2)	5
10. Alex Rodriguez (3B-5)	5

Plate Appearances

1. Mickey Mantle	52
2. Yogi Berra	43
3. Joe DiMaggio	43
4. Derek Jeter	29
5. Dave Winfield	27
6. Lou Gehrig	24
7. Bill Dickey	23
8. Roger Maris	21
9. Bill Skowron	15
10. Joe Gordon	14

At-Bats

1. Mickey Mantle	43
2. Yogi Berra	41
3. Joe DiMaggio	40
4. Derek Jeter	27
5. Dave Winfield	25
6. Bill Dickey	19
7. Lou Gehrig	18
8. Roger Maris	17
9. Bill Skowron	14
10. Joe Gordon	14

Runs

1. Joe DiMaggio	7
2. Derek Jeter	6
3. Mickey Mantle	5
4. Yogi Berra	5
5. Dave Winfield	4
6. Lou Gehrig	4
7. Bill Dickey	3
8. Jason Giambi	3
9. JUDGE, Maris, Rolfe, Keller, Ruth	2

Hits

1. Derek Jeter	13
2. Mickey Mantle	10
3. Joe DiMaggio	9
4. Dave Winfield	9
5. Yogi Berra	8
6. Bill Skowron	6
7. Bill Dickey	5
8. Lou Gehrig	4
9. Willie Randolph	4
10. Dent, Giambi, Henderson, A. Rodriguez, Rolfe	3

Doubles

1. Dave Winfield	AL 5
2. Dickey, DiMaggio	
3. Jeter, Posada	2
4. Dent, Gehrig, Gordon, Henrich, R. Kelly, Maris, Mattingly, Munson, Sánchez, Skowron, Tresh	1

Triples

1. Ben Chapman	1
2. Alex Rodriguez	1
3. Red Rolfe	1

Home Runs

1. Lou Gehrig	2
2. Mickey Mantle	2
3. Berra, DiMaggio, Giambi, Jeter, JUDGE, Keller, Ruth, Soriano, STANTON	1

RBI

1. Joe DiMaggio	6
2. Lou Gehrig	5
3. Mickey Mantle	4
4. Yogi Berra	3
5. Derek Jeter	3
6. Gordon, Keller, R. Kelly, Maris, Raschi, Rolfe, Ruffing, Ruth, STANTON	2

Batting Average (min. 10AB)

1. Derek Jeter	481
2. Bill Skowron	429
3. Dave Winfield	360
4. Willie Randolph	308
5. Rickey Henderson	273
6. Bill Dickey	263
7. Alex Rodriguez	250
8. Mickey Mantle	233
9. Joe DiMaggio	225
10. Lou Gehrig	222

Slugging Percentage (min. 10AB)

1. Derek Jeter	.667
2. Lou Gehrig	.600
3. Dave Winfield	.560
4. Bill Skowron	.500
5. Alex Rodriguez	.417
6. Mickey Mantle	.372
7. Bill Dickey	.368
8. Jorge Posada	.364
9. Joe DiMaggio	.350
10. Willie Randolph	.308

Other Career Records

MLB Mickey Mantle is the all-time ASG leader in strikeouts (17).

PITCHING

Appearances

1. Mariano Rivera	AL9
2. Whitey Ford	6
3. Lefty Gomez	5
4. Vic Raschi	4
5. Mel Stottlemyre	4
6. Dellin Betances, Red Ruffing	3
7. Clemens, Cone, Gossage, Guidry, Hunter, Key, Lyle, Pettitte, Reynolds, Righthet	2

Games Started

1. Lefty Gomez	MLB/AL 5
2. Whitey Ford	3
3. Vic Raschi	2
4. Red Ruffing	2
5. Borowy, Chandler, Clemens, COLE, Key, Stottlemyre, Turley, Wells	1

Innings Pitched

1. Lefty Gomez	AL 18.0
2. Whitey Ford	12.0
3. Vic Raschi	11.0
4. Mariano Rivera	9.0
5. Red Ruffing	7.0
6. Mel Stottlemyre	6.0
7. Allie Reynolds	5.0
8. Spud Chandler	4.0
9. Catfish Hunter	4.0
10. Betances, Borowy, Clemens, Cone, Duren, Key, Lyle, Shea	3.0

Wins

1. Lefty Gomez	MLB 3
2. Spud Chandler	1
3. Vic Raschi	1
4. Spec Shea	1
5. Masahiro Tanaka	1

Losses

1. Whitey Ford	MLB/AL 2
2. Gomez, Gossage, Hughes, Hunter, John, Lopat, Reynolds, Ruffing, Stottlemyre	1

Saves (official stat since 1969)

1. Mariano Rivera	MLB 4
2. Aroldis Chapman	1

Strikeouts


1. Lefty Gomez	9
2. Vic Raschi	8
3. Red Ruffing	6
4. Dellin Betances	5
5. Whitey Ford	5
6. Catfish Hunter	5
7. Mariano Rivera	5
8. Ryne Duren	4
9. Mel Stottlemyre	4
10. Chapman, Clemens, Cone, Pettitte	3

ERA (min. 3.0IP)

1. Dellin Betances	0.00
2. Hank Borowy	0.00
3. Spud Chandler	0.00
4. Roger Clemens	0.00
5. Ryne Duren	0.00
6. Mariano Rivera	0.00
7. Vic Raschi	2.45
8. Lefty Gomez	2.50
9. David Cone	3.00
10. Spec Shea	3.00
11. Mel Stottlemyre	3.00

Other Career Records

MLB Whitey Ford is the all-time ASG leader in runs (13), ER (11) and hits (19) allowed.



All-Star MVPs

(Award given since 1962)

Giancarlo Stanton, Mariano Rivera and **Derek Jeter** are the only Yankees to be named All-Star MVP.

At the 2022 All-Star Game at Dodger Stadium in his hometown of Los Angeles, Stanton earned MVP honors in a 3-2 AL win, going 1-for-2 with a two-run HR in the fourth off Tony Gonsolin that knotted the game at 2-2.

Rivera received the honor at the 2013 edition at Citi Field, tossing a scoreless eighth inning (Jean Segura groundout to 2B, Allen Craig lineup to LF, Carlos Gomez groundout to SS) in the AL's 3-0 win in his final Major League season.

Jeter took home the honor at the 2000 All-Star Game at Turner Field in Atlanta with a 3-for-3 performance with 1R, 1 double and 2RBI. He doubled in the first inning off Randy Johnson, singled and scored in the third off Kevin Brown and had a two-run single in the fourth off AI Leiter in the American League's 6-3 win.



All-Star Games at the Original Yankee Stadium

The Yankees have hosted four All-Star Games, including the 2008 Midsummer Classic in the original Yankee Stadium's final season. The Stadium also hosted the All-Star Game in 1977 (48th), 1960 (29th) and 1939 (seventh). Only Cleveland's old Municipal Stadium hosted as many All-Star Games as the original Yankee Stadium. Overall, New York City has hosted nine MLB All-Star Games, the highest total in Major League history, with the Polo Grounds (1934 and 1942), Ebbets Field (1949), Shea Stadium (1964) and Citi Field (2013) also serving as host sites. The 2008 game marked the first time the Midsummer Classic was held in the host team's final season at its ballpark.

Seventh All-Star Game

American League 3, National League 1
July 11, 1939, Yankee Stadium



Yankee Stadium was chosen to host the 1939 All-Star Game due to the World's Fair which was being held at Flushing Meadows in Queens during the 1939 season. The Cubs' Gabby Hartnett managed the National League squad while Yankees skipper Joe McCarthy led the American League team, which featured nine Yankees All-Stars (Crosetti, Dickey, Dimaggio, Gomez, Gordon, Murphy, Rolfe, Ruffing, Selkirk), six of whom started. Additionally, Lou Gehrig (who retired earlier that season) was named an honorary member of the AL squad. Yankees centerfielder Joe DiMaggio went 1-for-4 in the game, hitting a solo home run.

All-Star Team	1	2	3	4	5	6	7	8	9	R	H	E		
National League	0	0	1	0	0	0	0	0	0	-	1	7	1	
American League	0	0	0	2	1	0	0	0	0	x	-	3	6	1

Winning Pitcher: Tommy Bridges (DET)

Losing Pitcher: Bill Lee (CHC)

MVP: None Selected

29th All-Star Game

National League 6, American League 0
July 13, 1960 (Game #2), Yankee Stadium



Yankee Stadium was the host site for baseball's second All-Star Game in three days in 1960. The National League completed the All-Star sweep with a 6-0 win, having won Game 1 on July 11 in Kansas City, marking the only year that both All-Star games were won by the same team. Yankees hurler Whitey Ford was the starting pitcher for the AL squad, while fellow Yankees Yogi Berra (catcher), Mickey Mantle (left field), Roger Maris (center field) and Bill Skowron (first base) all appeared in the starting lineup. The National League used six different pitchers to combine on the shutout effort and hit a then-All-Star record-tying four home runs, including one by Willie Mays. The 38,000 fans who attended the game witnessed Ted Williams in his final All-Star appearance.

All-Star Team	1	2	3	4	5	6	7	8	9	R	H	E	
National League	0	2	1	0	0	0	1	0	2	-	6	10	0
American League	0	0	0	0	0	0	0	0	0	-	0	8	0

Winning Pitcher: Vern Law (PIT)

Losing Pitcher: Whitey Ford (NYY)

MVP: None Selected

48th All-Star Game

National League 7, American League 5
July 19, 1977, Yankee Stadium



Showcasing its renovation, Yankee Stadium hosted the All-Star Game on July 19, 1977, in a game dedicated to Jackie Robinson. With the Yankees defending their 1976 pennant, Billy Martin managed the AL team on his home field. The National League won its sixth consecutive All-Star Game, part of the Senior Circuit's 11-game win streak. Joe Morgan opened the game with a home run off Jim Palmer as the NL squad scored four first-inning runs. Yankees outfielder Reggie Jackson and second baseman Willie Randolph were AL starters. National League Manager Sparky Anderson described the game's final score by saying, "the only reason we're here is to kick the living hell out of those guys."

All-Star Team	1	2	3	4	5	6	7	8	9	R	H	E	
National League	4	0	1	0	0	0	0	2	0	-	7	9	1
American League	0	0	0	0	2	1	0	2	-	-	5	8	0

Winning Pitcher: Don Sutton (LAD)

Losing Pitcher: Jim Palmer (BAL)

MVP: Don Sutton (LAD)

79th All-Star Game

American League 4, National League 3
July 15, 2008, Yankee Stadium



In the final Midsummer Classic at the original Yankee Stadium, the American League emerged with a 4-3 win in 15 innings as Texas' Michael Young brought home Minnesota's Justin Morneau with a "walk-off" sacrifice fly. The 4-hour, 50-minute contest was the longest All-Star Game time-wise and tied for the longest ASG in innings (also 1967 at Anaheim, 2-1 NL win). It was the AL's 12th straight All-Star Game victory and ensured American League home-field advantage in the World Series. SS Derek Jeter started and recorded the game's first hit in the first inning. RHP Mariano Rivera pitched 1.2 scoreless innings. Yankees Manager Joe Girardi joined the AL coaching staff as did Yankees Head Athletic Trainer Gene Monahan, who made his fourth All-Star Game appearance (also 1977, '86 and '92). Pregame ceremonies included 49 Hall of Famers, marking one of the largest gatherings of living baseball HOFers ever. The festivities were highlighted by Yankees Principal Owner/Chairperson George Steinbrenner, who delivered baseballs to the ceremonial first pitch participants (Reggie Jackson, Whitey Ford, Yogi Berra and Goose Gosage).

All-Star Team	1	2	3	4	5	6	7	8	9	10	11	12	13	14	15	R	H	E	
National League	0	0	0	1	1	0	1	0	0	0	0	0	0	0	0	-	3	13	4
American League	0	0	0	0	0	2	1	0	0	0	0	0	0	1	-	-	4	14	1

Winning Pitcher: Scott Kazmir (TB)

Losing Pitcher: Brad Lidge (PHI)

MVP: J.D. Drew (BOS)



Exhibition Games vs. Mets/Dodgers/Giants

Notable Exhibitions between the Yankees, Dodgers and Giants

The Yankees, Dodgers and Giants played a number of preseason games against each other over the years in Florida and on the East Coast (while heading north from spring training). The clubs also played games in New York just prior to the start of the season. Additionally, many in-season exhibitions were arranged, including the Mayor's Trophy Games (noted in left column) and other charitable endeavors. Some of the most notable games are listed below.

July 4, 1909 - At Washington Park in Brooklyn, the Yankees dropped a benefit game for newsboys, 7-3. Due to a rule banning exhibition games between teams of the AL and NL, the catchers and pitchers switched teams for the contest.

Sept. 4, 1910 - The Yankees defeated the Giants, 4-2, in a newsboys benefit at Washington Park in Brooklyn, with various Dodgers (then known as the Superbas) playing for both teams.

October 1910 - The Yankees and Giants faced each other for the first time in a series of exhibition games following the 1910 regular season (while the World Series was contested elsewhere). Pitcher Christy Mathewson won three of the games as the Giants won the series, 4 games to 2. In a similar exhibition rematch after the 1914 regular season, the Giants again defeated the Yankees, 4 games to 1.

Apr. 21, 1912 - At the Polo Grounds, the Yankees and Giants staged a benefit game for survivors of the Titanic. The Giants won, 11-2, as \$9,425.25 was raised before a crowd of 14,083.

Apr. 5 and 7, 1913 - The Yankees helped the Dodgers (known then as the "Superbas") open Ebbets Field with an exhibition game won by Brooklyn, 3-2, in front of approximately 30,000 fans. Dodgers rookie outfielder Casey Stengel hits the park's first unofficial home run. Two days later, in icy conditions before approximately 1,000 fans at Ebbets field, the Yankees came out on top, 8-4.

Sept. 30, 1917 - On a tiny field at Fort Hamilton in Brooklyn, the Yankees defeated the Dodgers (then known as the Robins), 11-8. Seven "home runs" were hit in a game played for soldiers soon to be sent off to fight in World War I.

Sept. 9 and 24, 1931 - The three local clubs played a two-day, round-robin with proceeds going to the Mayor's Unemployment Fund. In the first game in front of 60,549 fans at Yankee Stadium, the Yankees defeated the Giants, 7-3, netting \$59,642 as Babe Ruth hit the game's only home run. On Sept. 24, the teams played a doubleheader at the Polo Grounds, bringing in \$48,135 for the fund with 44,119 fans on hand. The Giants defeated Brooklyn, 3-1, in Game 1 and the Yankees defeated the Dodgers (then known as the "Robins"), 5-1, in Game 2 behind homers from Lyn Lary, Bill Dickey and Lou Gehrig. Contests among the players were held in between the games, including Babe Ruth hitting the longest fungo (421 ft., 8 in.) and Ben Chapman making the longest throw (392 ft., 10 in.).

June 26, 1944 - The Yankees, Giants and Dodgers played a mid-season "three-cornered" exhibition game at the Polo Grounds, which generated over \$6.5 million worth of war bond sales. Each team batted in six innings and played defense for six innings with Brooklyn coming out on top (Dodgers 5 - Yankees 1 - Giants 0). The clubs reprised the format for the sake of charity five years later (see entry for July 11, 1949).

July 9, 1945 - The Yankees defeated the Giants, 7-1, in a rain-shortened 7-inn. game in front of 41,267 at the Polo Grounds. The contest was one of seven interleague games in the Majors to benefit the war effort and serve as a substitute for the All-Star Game, which had been canceled.

July 11, 1949 - In a reprise of their June 26, 1944, exhibition game at the Polo Grounds (see above), the Yankees, Giants and Dodgers played a three-cornered "Night of Champions" benefit game for the N.Y. Heart Fund, Babe Ruth Foundation and Lou Gehrig Memorial Fund. Approximately \$32,000 was raised as 26,120 Yankee Stadium spectators saw Brooklyn win on total runs, 6 to 3 to 3.

Oct. 12, 1958 - In a rare postseason exhibition at Yankee Stadium, a team of AL All-Stars led by Mickey Mantle lost to a team of NL All-Stars led by Willie Mays, 6-2, in front of 21,129.

May 7, 1959 - At the L.A. Coliseum in front of a record baseball crowd of 93,103, the Yankees defeated the Dodgers, 6-2, with net proceeds going to benefit recently paralyzed catcher Roy Campanella.

June 27, 1960 - The Dodgers defeated the Yankees, 4-3, in front of 53,492 in their first game at Yankee Stadium since Don Larsen's perfect game in the 1956 World Series.

July 24, 1961 - The Giants defeated the Yankees, 4-1, in front of 47,346 at Yankee Stadium. Mickey Mantle's solo HR accounts for the Yankees' only run.

Mayor's Trophy Game

In the majority of seasons from 1944-83, the Yankees played the Giants, Dodgers or Mets in an annual mid-season exhibition game. The Mayor's office began sponsoring the contests beginning in 1946 and awarded a trophy to the game's winner. The proceeds from each game supported sandlot baseball programs and other New York charities. The Yankees won 20 of the 32 Mayor's Trophy Games played, going 7-1 vs. the Giants, 3-2 vs. the Dodgers and 10-8-1 vs. the Mets.

Date	Score	Location	Att.
7/1/46.....	Yankees 3 - Giants 0.....	Polo Grounds.....	27,486
8/5/46.....	Yankees 3 - Giants 2.....	Yankee Stadium.....	25,067
6/12/47.....	Yankees 7 - Giants 0.....	Polo Grounds.....	39,970
8/18/47.....	Giants 4 - Yankees 1.....	Yankee Stadium.....	22,184
8/16/48.....	Yankees 4 - Giants 2 (11).....	Polo Grounds.....	17,091
6/27/49.....	Yankees 5 - Giants 3.....	Yankee Stadium.....	37,537
6/26/50.....	Yankees 9 - Giants 4.....	Polo Grounds.....	12,864
6/25/51.....	Yankees 4 - Dodgers 3 (10).....	Yankee Stadium.....	71,289
7/21/52.....	Yankees 5 - Dodgers 3 (8).....	Yankee Stadium.....	48,263
6/29/53.....	Dodgers 9 - Yankees 0.....	Yankee Stadium.....	56,136
6/14/54.....	Dodgers 2 - Yankees 1.....	Yankee Stadium.....	28,084
6/27/55.....	Yankees 4 - Giants 1.....	Yankee Stadium.....	19,193
1956.....	NO GAMES PLAYED		
5/23/57.....	Yankees 10 - Dodgers 7.....	Ebbets Field.....	30,000
1958-62.....	NO GAMES PLAYED		
6/20/63.....	Mets 6 - Yankees 2.....	Yankee Stadium.....	50,742
8/24/64.....	Yankees 6 - Mets 4.....	Shea Stadium.....	55,396
5/3/65.....	Mets 2 - Yankees 1 (10).....	Yankee Stadium.....	22,881
6/27/66.....	Yankees 5 - Mets 2.....	Shea Stadium.....	56,367
7/12/67.....	Mets 4 - Yankees 0.....	Yankee Stadium.....	31,852
5/27/68.....	Mets 4 - Yankees 3.....	Shea Stadium.....	35,198
9/29/69.....	Mets 7 - Yankees 6.....	Shea Stadium.....	32,720
8/17/70.....	Yankees 9 - Mets 4.....	Yankee Stadium.....	43,987
9/9/71.....	Yankees 2 - Mets 1.....	Shea Stadium.....	48,872
8/24/72.....	Yankees 2 - Mets 1.....	Yankee Stadium.....	53,949
5/10/73.....	Mets 8 - Yankees 4.....	Shea Stadium.....	36,915
5/30/74.....	Yankees 9 - Mets 4.....	Shea Stadium.....	35,894
5/15/75.....	Yankees 9 - Mets 4.....	Shea Stadium.....	26,427
6/14/76.....	Yankees 8 - Mets 4.....	Yankee Stadium.....	36,361
6/23/77.....	Mets 6 - Yankees 4.....	Shea Stadium.....	15,510
4/27/78.....	Yankees 4 - Mets 3 (13).....	Yankee Stadium.....	9,972
4/16/79.....	Yankees 1 - Mets 1 (5).....	Shea Stadium.....	13,719
1980-81.....	NO GAMES PLAYED		
5/27/82.....	Mets 4 - Yankees 1.....	Yankee Stadium.....	41,614
4/21/83.....	Yankees 4 - Mets 1.....	Shea Stadium.....	20,471

Big Apple Series (1989-90) and Mayor's Challenge (1992-93)

The Yankees and Mets also played a series of exhibition games at their respective home stadiums prior to the start of the season.

Date	Score	Location	Att.
4/1/89.....	Yankees 4 - Mets 3.....	Yankee Stadium.....	52,119
4/2/89.....	Yankees 4 - Mets 0.....	Shea Stadium.....	54,128
4/8/90.....	Mets 2 - Yankees 1.....	Yankee Stadium.....	32,843
4/4/92.....	Yankees 6 - Mets 4.....	Yankee Stadium.....	26,038
4/5/92.....	Yankees 6 - Mets 5.....	Shea Stadium.....	38,579
4/3/93.....	Mets 5 - Yankees 1.....	Shea Stadium.....	14,425
4/4/93.....	Mets 7 - Yankees 2.....	Yankee Stadium.....	24,782

Spring Training Games vs. the Mets

The Yankees and Mets used to meet on a regular basis in spring training, dating back to the Mets' inaugural season in 1962. The very first game between the clubs was a 4-3 Mets victory on March 22, 1962, at their spring facility in St. Petersburg. The clubs' last preseason meetings were in 2020 "summer camp" in New York, with the Yankees winning both games (7/18/20 at Citi Field, 9-3; and 7/19/20 at Yankee Stadium, 6-0). The clubs did not meet in spring training from 2021-23, but are scheduled to meet three times in 2024 (3/5 at NYM and 3/22 & 3/25 at NYY).

Year	Record	Year	Record	Year	Record	Year	Record
1962.....	1-1	1973.....	3-3	1984.....	0-2	1995.....	4-3
1963.....	1-1	1974.....	3-2	1985.....	1-1	1996.....	1-1
1964.....	1-1	1975.....	3-2	1986.....	0-0	2012.....	1-1
1965.....	1-1	1976.....	4-1	1987.....	0-0	2015.....	0-2
1966.....	1-0	1977.....	1-2	1988.....	0-0	2016.....	1-0-1
1967.....	2-0	1978.....	2-0	1989.....	2-0	2018.....	2-0
1968.....	2-0	1979.....	1-1	1990.....	0-1	2020.....	2-0
1969.....	1-0	1980.....	0-0	1991.....	0-0		
1970.....	1-1	1981.....	1-1	1992.....	3-1		
1971.....	1-1	1982.....	0-1	1993.....	2-0		
1972.....	0-1	1983.....	1-0	1994.....	2-2		
							Tot. 52-36-1



Head Athletic Trainers

Unknown/Unavailable (1)	1903
Mike Martin	1904–08
James Burke (2)	start 1909–8/22/1909
Jack McCormick	8/23/1909–end 1909
Harry Lee	1910–11
Daniel Mulcahey (3)	start 1912–mid 1912
Charles Barrett (4)	mid 1912–1914
Jimmy Duggan	1915–17
Al “Doc” Woods	1918–29
Erle “Doc” Painter	1930–42
Eddie Froelich	1943–47
Gus Mauch (5)	1948–61
Joe Soares	1962–72
Gene Monahan	1973–2011
Steve Donohue	2012–19
Tim Lentych (6)	2020–present



Gene Monahan (R) tends to Bernie Williams in the Yankees training room at the original Yankee Stadium. “Geno” is the longest-serving head trainer in club history, having manned the post for 29 years from 1973-2011.

- (1) Research has been unable to determine if the club had a trainer in 1903.
- (2) Burke suffered health problems during the season and was replaced by McCormick.
- (3) Alternately spelled “Mulcahy.” Was released from duties midseason. Exact date unknown.
- (4) Was also a trainer at Williams College and reportedly worked with the team during the summers of 1910 and 1911.
- (5) Handled spring training operations in 1947.
- (6) Additionally since 2020, Michael Schuk has been the Director of Sports Medicine & Rehabilitation.

Yankees assistant trainers have included: Gus Mauch (1946), Joe Soares (1960-61), Don Seger (1962-68), Herman Schneider (1977-78), Barry Weinberg (1979-81), Mark Letendre (1982-85), Steve Donohue (1986-2011), Mark Littlefield (2012-15), Michael Schuk (2015-19), Tim Lentych (2016-19) and Alfonso Malaguti (2020-23).

Forfeited Games

The Yankees have played in four forfeited games in their history (described below), winning them all. Player statistics from forfeited games count in the historical record, however the final score of each game is officially recorded as 9-0. Interestingly, a forfeited game precipitated the creation of the Yankees franchise.

The Baltimore Orioles were a charter member of the American League in 1901. Prior to their game vs. St. Louis on July 17, 1902, New York Giants owner Andrew Freedman and Cincinnati Reds owner John T. Brush gained a controlling interest in Baltimore with the help of its former manager John McGraw. The two owners then shifted almost all of the Orioles' players to their respective NL teams, leaving the club unable to field a squad. Though the Orioles were forced to forfeit that day, the American League soon stepped in by providing the Orioles with players from other teams so they could finish the season. At the end of the season, the Orioles were dissolved and a new franchise filling its AL spot was established in New York in 1903.

In their short time in Baltimore, the Orioles also participated in three other forfeits, all of which were losses (May 31, 1901 at Detroit; August 21, 1901 vs. Detroit; and June 28, 1902 vs. Boston).

July 2, 1906 at Philadelphia (Game 2): With two outs in the bottom of the ninth inning and the Highlanders leading, 5-1, Columbia Park spectators started swarming the field. According to *The New York Times*, “the three or four policemen on hand to handle the crowd of 11,000 spectators were powerless.” After waiting 15 minutes, umpire Timothy C. Hurst forfeited the game to the Highlanders.

September 3, 1906 vs. Philadelphia (Game 2): With two outs in the bottom of the ninth and the Highlanders trailing, 3-1, with runners on second (Willie Keeler) and third (Wid Conroy), Jimmy Williams hit a grounder to A's shortstop Monte Cross. Keeler ran into Cross just as he was about to handle the ball, allowing the ball to roll into outfield and Conroy and Keeler to score, tying the game. After a heated argument from A's first baseman and captain Harry Davis, umpire Frank O'Loughlin awarded the game to New York.

June 13, 1924 at Detroit: At the start of the ninth inning at Navin Field with the Yankees leading, 10-6, Tigers pitcher Bert Cole threw a pitch that narrowly missed hitting Babe Ruth in the head. Cole immediately hit the next batter, Bob Meusel, with a pitch in the ribs. Meusel's protest incited a riot, leading to both benches becoming involved and the storming of the field by incensed fans. Umpire William G. Evans was forced to forfeit the game to the Yankees when the field could not be cleared. Ultimately, Meusel was fined \$100 and suspended 10 days, Cole was fined \$50 and suspended 10 days, and Ruth received a \$50 fine but no suspension. AL President Ban Johnson said of the fights that day, “They must be staged in a vacant lot, far removed from the ball parks.”

September 30, 1971 at Washington: At Robert F. Kennedy Stadium, unruly fans cascaded onto the field with two outs in the top of the ninth inning and the Senators winning, 7-5, in the last game before the Senators' relocation to Texas for the 1972 season. After three minutes of on-field chaos, including the bases literally being stolen, the umpires awarded the Yankees the victory.

Triple Plays (Special thanks to SABR & YES)

Fielding: The Yankees have turned 27 triple plays in franchise history, including a single-season franchise record three in 2021, matching the all-time mark by any team in a single season (eighth time in MLB history). Prior to 2021, the Yankees had *never turned more than one in a single season*. Interestingly, between 1969 and 2020, the Yankees turned just three total triple plays (4/17/14 at Tampa Bay; 4/12/13 vs. Baltimore; and 4/22/10 at Oakland) with *all three* occurring with CC Sabathia on the mound.

Batting: The Yankees have hit into 28 triple plays in franchise history, including three since 2001. The most recent was in an 8-6 loss on 7/22/2019 at Minnesota, three batters into the game (1st inn., 5-4-3, E. Encarnacion grounder to third after a DJ LeMahieu leadoff walk and an Aaron Judge walk). The others since 2001 were 7/25/17 vs. Cincinnati, 2nd inn., 6-3-5-6 (the only one the Yankees have hit into at the current Yankee Stadium); and 9/27/11 at Tampa Bay, 6th inn., 5-4-3.

Unassisted Triple Plays (Fielding or Batting): The Yankees been involved in one unassisted triple play in franchise history. On 5/29/00 vs. Oakland, former and future Yankee Randy Velarde, playing second base for the A's, caught a sixth-inning line drive off the bat of Shane Spencer with the hit & run on, then tagged Jorge Posada as he approached second base and stepped on the bag to double off Tino Martinez. To set up the moment, the previous batter, Jorge Posada reached base as a result of an error made by Velarde.

FIELDING						
Date	Inn.	Batting Team	Yankees Score	Men On	Scoring (*Out)	Batter
5/5/1903	T9	vs Philadelphia Athletics	Winning 11-3	12-	3*-3*-6*	Harry Davis
7/28/1906	B6	at Cleveland Naps	Winning 5-3	12-	5*-3*-6*	Otto Hess
5/6/1911	T9	vs Boston Red Sox	Winning 6-3	12-	6*-4*-3*	Bill Carrigan
5/5/1914	B3	at Washington Senators	Losing 2-0	123	5-2*-3*-5*	Ray Morgan
8/26/1916	T3	vs St. Louis Browns	Losing 2-0	123	6-2*-3*-2*	Hank Severide
8/28/1917	B3	at Chicago White Sox	Losing 1-0	123	5*-5*-4*	Joe Jackson
6/1/1918	B8	at Chicago White Sox	Winning 5-3	123	5*-4*-3*	Chuck Gandil
5/28/1924-G1	B4	at Washington Senators	Tied 3-3	1-3	5*-5*-3*	Roger Peckinpaugh
4/26/1929	B6	at Philadelphia Athletics	Losing 4-1	123	1-2*-3*-5*	Sammy Hale
6/6/1931	T9	vs Cleveland Indians	Losing 7-4	123	3*-3*-6*	Willie Kamm
4/27/1935	B1	at Philadelphia Athletics	Losing 1-0	12-	4*-3*-6*	Jimmie Fox
4/26/1937	T8	vs Philadelphia Athletics	Winning 7-1	12-	4-6*-3*-5*	Chubby Dean
9/24/1939	B7	at Washington Senators	Losing 2-0	123	3*-6*-3*	Sammy West
5/22/1946	B8	at Detroit Tigers	Winning 5-3	1-3	3-2-5*-4-6-4*-3-6*	Dick Wakefield
7/17/1953	B2	at St. Louis Browns	Winning 1-0	12-	8*-6*-3*	Clint Courtney
9/22/1954	T6	vs Washington Senators	Winning 1-0	12-	3*-3*-6*	Mickey Vernon
5/16/1957	T2	vs Kansas City Athletics	Tied 0-0	12-	1*-6*-4*	Alex Kellner
9/6/1958	T9	vs Washington Senators	Losing 8-1	12-	4*-6*-3*	Clint Courtney
9/4/1965-G2	T2	vs Boston Red Sox	Losing 1-0	12-	5-4*-3*-5*	Bill Timman
6/25/1967	T5	vs Detroit Tigers	Winning 2-1	12-	4*-6*-3*	Jerry Lumpe
6/3/1968	T8	vs Minnesota Twins	Losing 4-3	123	1*-5*-3*	Johnny Roseboro
4/22/2010	B6	at Oakland Athletics	Losing 4-2	12-	5*-4*-3*	Kurt Suzuki
4/12/2013	T8	vs Baltimore Orioles	Winning 5-2	12-	4-6*-5-6-5*-3-4*	Manny Machado
4/17/2014	B2	at Tampa Bay Rays	Winning 4-0	12-	5*-4*-3*	Sean Rodriguez
5/21/2021	T9	vs Chicago White Sox	Tied 1-1	12-	5*-4*-3*	Andrew Vaughn
6/17/2021	B1	at Toronto Blue Jays (in Buffalo)	Tied 0-0	-23	1-3*-6-2-5*-6*	Vladimir Guerrero Jr.
6/20/2021	B9	vs Oakland Athletics	Winning 2-1	12-	5*-4*-3*	Sean Murphy

BATTING						
Date	Inn.	Fielding Team	Yankees Score	Men On	Scoring (*Out)	Batter
4/24/1905	B3	vs. Washington Senators	Losing 4-1	12-	1*-3*-6*	Kid Elberfeld
5/12/1915	T8	at Cleveland Indians	Winning 4-2	12-	3*-3*-6*	Fritz Maisel
8/14/1919	T9	at Detroit Tigers	Winning 3-2	12-	6*-6*-3*	Muddy Ruel
7/25/1920	B3	vs. Boston Red Sox	Winning 2-0	12-	4*-4*-3*	Del Pratt
4/28/1922	B2	vs. Boston Red Sox	Winning 4-2	1-3	5-4*-3*-2*	Elmer Miller
6/5/1926	T7	at Cleveland Indians	Losing 8-2	123	1*-5*-3*	Mark Koenig
6/9/1928	T2	at Cleveland Indians	Tied 0-0	1-3	7-4*-3*-2*	Joe Dugan
6/1/1930	B4	vs. Boston Red Sox	Losing 3-1	12-	3*-3*-6*	Jimmie Reese
9/11/1931	B1	vs. Chicago White Sox	Losing 1-0	12-	5*-4*-3*	Babe Ruth
9/5/1936-G2	T8	at Boston Red Sox	Losing 6-5	12-	5*-6*-3*	Frankie Crosetti
4/28/1938	B9	vs. Boston Red Sox	Losing 6-1	12-	3*-6*-3*	Joe Glenn
4/29/1944	T2	at Washington Senators	Tied 1-1	12-	3*-4*-4*	Rollie Hemsley
4/28/1950	T3	at Washington Senators	Winning 2-0	1-3	9*-3*-2*	Jerry Coleman
8/22/1952	B5	vs. Cleveland Indians	Losing 5-0	12-	4*-4*-3*	Hank Bauer
5/22/1953	T9	at Washington Senators	Losing 12-4	12-	1*-3*-6*	Irv Noren
9/2/1953	T4	at St. Louis Browns	Winning 3-0	12-	4*-6*-3*	Gene Woodling
9/21/1979	T7	at Toronto Blue Jays	Losing 3-2	12-	4*-3*-6*	Damaso Garcia
5/23/1981	B6	vs. Cleveland Indians	Winning 3-1	12-	5*-4*-3*	Bucky Dent
5/29/1982	T2	at Minnesota Twins	Tied 0-0	12-	2*-5-3*-1*	Roy Smalley
7/19/1984	B2	vs. Minnesota Twins	Losing 1-0	12-	5*-4*-3*	Rick Cerone
5/3/1985	B6	vs. Kansas City Royals	Winning 6-1	12-	4*-3*-6*	Rickey Henderson
4/5/1988	B8	vs. Minnesota Twins	Winning 8-0	123	5*-4*-3*	Rafael Santana
6/15/1989	T1	at Baltimore Orioles	Winning 1-0	12-	6*-4*-3*	Steve Balboni
6/17/1999	B2	vs. Texas Rangers	Tied 0-0	12-	4*-6*-3*	Chili Davis
5/29/2000	B6	vs. Oakland Athletics	Winning 3-0	12-	4*-4*-4*	Shane Spencer
9/27/2011	T6	at Tampa Bay Rays	Winning 3-2	123	5*-4*-3*	Russell Martin
7/25/2017	B2	vs. Cincinnati Reds	Tied 0-0	123	6*-3*-5*-6*	Todd Frazier
7/22/2019	T1	at Minnesota Twins	Tied 0-0	12-	5*-4*-3*	Edwin Encarnación



Yankees Postseason Series-by-Series

YEAR	SERIES	OPP.	W	L	YEAR	SERIES	OPP.	W	L	YEAR	SERIES	OPP.	W	L
1921	WS	Giants	3	5	1976	LCS	Royals	3	2	2004	DS	Twins	3	1
1922*	WS	Giants (1 tie)	0	4		WS	Reds	0	4		LCS	Red Sox	3	4
1923	WS	Giants	4	2	1977	LCS	Royals	3	2	2005	DS	Angels	2	3
1926	WS	Cardinals	3	4		WS	Dodgers	4	2	2006	DS	Tigers	1	3
1927	WS	Pirates	4	0	1978	LCS	Royals	3	1	2007	DS	Indians	1	3
1928	WS	Cardinals	4	0		WS	Dodgers	4	2	2009	DS	Twins	3	0
1932	WS	Cubs	4	0	1980	LCS	Royals	0	3		LCS	Angels	4	2
1936	WS	Giants	4	2		DS	Brewers	3	2		WS	Phillies	4	2
1937	WS	Giants	4	1	1981	LCS	Athletics	3	0	2010	DS	Twins	3	0
1938	WS	Cubs	4	0		WS	Dodgers	2	4		LCS	Rangers	2	4
1939	WS	Reds	4	0	1995	DS	Mariners	2	3	2011	DS	Tigers	2	3
1941	WS	Dodgers	4	1	1996	DS	Rangers	3	1	2012	DS	Orioles	3	2
1942	WS	Cardinals	1	4		LCS	Orioles	4	1		LCS	Tigers	0	4
1943	WS	Cardinals	4	1		WS	Braves	4	2	2015	WC	Astros	0	1
1947	WS	Dodgers	4	3	1997	DS	Indians	2	3	2017	WC	Twins	1	0
1949	WS	Dodgers	4	1		DS	Rangers	3	0		DS	Indians	3	2
1950	WS	Phillies	4	0		LCS	Indians	4	2		LCS	Astros	3	4
1951	WS	Giants	4	2		WS	Padres	4	0	2018	WC	Athletics	1	0
1952	WS	Dodgers	4	3	1999	DS	Rangers	3	0		DS	Red Sox	1	3
1953	WS	Dodgers	4	2		LCS	Red Sox	4	1	2019	DS	Twins	3	0
1955	WS	Dodgers	3	4		WS	Braves	4	0		LCS	Astros	2	4
1956	WS	Dodgers	4	3	2000	DS	Athletics	3	2	2020	WC	Indians	2	0
1957	WS	Braves	3	4		LCS	Mariners	4	2		DS	Rays	2	3
1958	WS	Braves	4	3		WS	Mets	4	1	2021	WC	Red Sox	0	1
1960	WS	Pirates	3	4	2001	DS	Athletics	3	2	2022	DS	Guardians	3	2
1961	WS	Reds	4	1		LCS	Mariners	4	1		LCS	Astros	0	4
1962	WS	Giants	4	3		WS	D-backs	3	4					
1963	WS	Dodgers	0	4	2002	DS	Angels	1	3					
1964	WS	Cardinals	3	4	2003	DS	Twins	3	1					
						LCS	Red Sox	4	3					
						WS	Marlins	2	4					

GAMES IN ALL ROUNDS	W	L	T
AL Wild Card One-off Games (2-2 in series, 4 games)	2	2	0
AL Wild Card Round 2020 (1-0 in series, 2 games)	2	0	0
ALDS (14-9 in series, 98 games)	56	42	0
ALCS (11-7 in series, 94 games)	50	44	0
World Series (27-13 in series, 225 games)	134	90	1*
All Postseason (55-31 in series, 423 games)	244	178	1*

* 1922 WS Game 2 vs. Giants was a 3-3, 10-inning tie called due to darkness.

Yankees Postseason Record by Opponent

Games include those representing former home cities.
 Numbers in chart note: Record in games (Record in series)

Franchise	WC	DS	LCS	WS	Total
Arizona	--	--	--	3-4 (0-1)	3-4 (0-1)
Atlanta	--	--	--	15-9 (3-1)	15-9 (3-1)
Baltimore	--	3-2 (1-0)	4-1 (1-0)	--	7-3 (2-0)
Boston	0-1 (0-1)	1-3 (0-1)	11-8 (2-1)	--	12-12 (2-3)
Chicago-AL	--	--	--	--	--
Chicago-NL	--	--	--	8-0 (2-0)	8-0 (2-0)
Cincinnati	--	--	--	8-5 (2-1)	8-5 (2-1)
Cleveland	2-0 (1-0)	9-10 (2-2)	4-2 (1-0)	--	15-12 (4-2)
Colorado	--	--	--	--	--
Detroit	--	3-6 (0-2)	0-4 (0-1)	--	3-10 (0-3)
Kansas City	--	--	9-8 (3-1)	--	9-8 (3-1)
Houston	0-1 (0-1)	--	5-12 (0-3)	--	5-13 (0-4)
L.A. Angels	--	3-6 (0-2)	4-2 (1-0)	--	7-8 (1-2)
L.A. Dodgers	--	--	--	37-29 (8-3)	37-29 (8-3)
Miami	--	--	--	2-4 (0-1)	2-4 (0-1)
Milwaukee	--	3-2 (1-0)	--	--	3-2 (1-0)
Minnesota	1-0 (1-0)	15-2 (5-0)	--	--	16-2 (6-0)
New York-NL	--	--	--	4-1 (1-0)	4-1 (1-0)
Oakland	1-0 (1-0)	6-4 (2-0)	3-0 (1-0)	--	10-4 (4-0)
Philadelphia	--	--	--	8-2 (2-0)	8-2 (2-0)
Pittsburgh	--	--	--	7-4 (1-1)	7-4 (1-1)
San Diego	--	--	--	4-0 (1-0)	4-0 (1-0)
San Francisco	--	--	--	23-19-1 (5-2)	23-19-1 (5-2)
St. Louis	--	--	--	15-13 (2-3)	15-13 (2-3)
Seattle	--	2-3 (0-1)	8-3 (2-0)	--	10-6 (2-1)
Tampa Bay	--	2-3 (0-1)	--	--	2-3 (0-1)
Texas	--	9-1 (3-0)	2-4 (0-1)	--	11-5 (3-1)
Toronto	--	--	--	--	--
Washington	--	--	--	--	--
Total Games	4-2	56-42	50-44	134-90-1	244-178-1
Postseason Rds.	(3-2)	(14-9)	(11-7)	(27-13)	(55-31)



1962 World Series MVP Ralph Terry is carried off the field following his complete-game, 1-0 win in Game 7 at Candlestick Park over the S.F. Giants. During the Series he went 2-1 in three starts, allowing just 5ER in 25.0IP with two walks and 16 strikeouts. The title was the Yankees' second in a row and their 10th in a 16-year span dating to 1947. For Terry, his clutch Game 7 performance was a measure of redemption. Two years earlier he allowed Bill Mazeroski's Game 7, World Series-winning, "walk-off" home run, which gave Pittsburgh the 1960 championship even though the Pirates had been outscored by the Yankees, 55-27, over the course of the Series.



Yankees Postseason Summaries

1921 WORLD SERIES

Marked the Yankees' first ever World Series appearance in Baseball's last nine-game Fall Classic...Waite Hoyt went 2-1 despite not allowing an earned run in 27.0IP (18H, 11BB) over three starts...is tied with Christy Mathewson (1905) for the most IP without allowing an ER in a single World Series...lost, 1-0, in the Game 8 clincher, tossing a complete game and allowing an unearned run in the first inning...Carl Mays went 1-2 with a 1.73 ERA (26.0IP, 5ER) in his three starts, setting a still-standing record for most innings pitched in a single postseason without allowing a walk...Babe Ruth hit the first of his 15 career World Series home runs in a losing effort in Game 4.

New York Yankees (AL) 3
New York Giants (NL) 5



Babe Ruth hit the first of his 15 career World Series home runs in Game 4 of the 1921 World Series.

1922 WORLD SERIES

The Yankees went 0-4-1 against the Giants, marking just one of three times in 40 World Series appearances that the Yankees have been held without a win (were swept in 1963 vs. Los Angeles and 1976 vs. Cincinnati)...hit just .203 as a team...Game 2 marked the Yankees' only tie in 225 overall World Series games (134-90-1).

New York Yankees (AL) 0
New York Giants (NL) 4

1923 WORLD SERIES

Won the first World Series in franchise history in the inaugural season of the original Yankee Stadium...their Game 2 win snapped a nine-game World Series winless streak dating to 1921 (0-8-1)...scored five runs in the eighth inning of the Game 6 clincher to win, 6-4...Babe Ruth and Bob Meusel led the Yankees in HR (3) and RBI (8), respectively.

New York Giants (NL) 2
New York Yankees (AL) 4

1926 WORLD SERIES

The Series is most remembered for Game 7, which featured Pete Alexander's bases-loaded, seventh-inning strikeout of Tony Lazzeri, and Babe Ruth making the final out of the series attempting to steal second base with the Yankees down, 3-2, in the ninth...Ruth became the first player to hit 3HR in a single World Series game (Game 4 at St. Louis) and the first to hit 4HR over an entire World Series.

St. Louis Cardinals (NL) 4
New York Yankees (AL) 3

1927 WORLD SERIES

The Murderers' Row Yankees became the first AL team to sweep a World Series...Babe Ruth had a Series-high 7RBI and his 2HR were the only homers of the Series...Herb Pennock was perfect through his first 22 batters of Game 3 before a Pie Traynor single...the Yankees completed the sweep on a ninth-inning wild pitch from Pirates pitcher Johnny Miljus in Game 4...marked the first of eight consecutive winning World Series appearances for the franchise (1927-28, 32, '36-39, '41).

New York Yankees (AL) 4
Pittsburgh Pirates (NL) 0

1928 WORLD SERIES

The Yankees' win marked their first back-to-back titles...was the sixth and last Series for manager Miller Huggins, who died during the 1929 season...used only three pitchers in the entire Series as each earned complete-game wins (Waite Hoyt in Games 1 and 4; George Pipgras in Game 2 and Tom Zachary in Game 3)...Lou Gehrig led the Yankees with 4HR and 9RBI...Babe Ruth tied his own record with 3HR in Game 4 at St. Louis.

St. Louis Cardinals (NL) 0
New York Yankees (AL) 4

1932 WORLD SERIES

The Yankees swept the Cubs to run their World Series winning streak to 12 games...was the first of Manager Joe McCarthy's eight Series appearances and seven titles with the club...Babe Ruth hit his "called shot" off Cubs pitcher Charlie Root in the fifth inning of Game 3...he and Gehrig each hit 2HR in the game...the Yankees outscored the Cubs, 37-19, in the Series...Gehrig batted .529 (9-for-17) with 9R, 3HR and 8RBI...was Ruth's last World Series with the Yankees.

Chicago Cubs (NL) 0
New York Yankees (AL) 4

1936 WORLD SERIES

The Yankees' victory was the first of four consecutive titles...had their 12-game World Series winning streak snapped with a Game 1 loss...the Yankees' 18-4 Game 2 win still marks the most runs scored by one team in a World Series game...Bill Dickey and Tony Lazzeri (grand slam) each had 5RBI in the game...rookie Joe DiMaggio batted .346 (9-for-26) with 3RBI in the Series.

New York Yankees (AL) 4
New York Giants (NL) 2



1937 WORLD SERIES

The Yankees defeated the Giants for the second year in a row...Yankees pitchers posted a 2.45 ERA (44.0IP, 12ER) in the Series...Lefty Gomez recorded complete-game wins in Game 1 and in the Game 5 clincher...George Selkirk led the Yankees with 5R and 6RBI.

New York Giants (NL)	1
New York Yankees (AL)	4

1938 WORLD SERIES

The Yankees ran their all-time World Series mark vs. the Cubs to 8-0...became the first team to win three consecutive Series...middle infielders Joe Gordon and Frank Crosetti each drove in a team-high 6R in the series...used just four pitchers, who sported a 1.75 combined ERA (36.0IP, 7ER)...Red Ruffing recorded complete-game wins in Game 1 and 4, compiling a 1.50 ERA in the Series (18.0IP, 3ER).

New York Yankees (AL)	4
Chicago Cubs (NL)	0



Fans leave Yankee Stadium following the team's 5-2 win in Game 3 of the 1938 World Series vs. Chicago.

1939 WORLD SERIES

The Yankees won the last of four consecutive World Series with their second straight sweep...were led by Charlie Keller, who batted .438 (7-for-16) with 8R, 3HR and 6RBI...the Yankees hit just .206 (27-for-131) as a team...Yankees pitching compiled a 1.22 ERA, holding the Reds to just four extra-base hits (0HR) in the Series...Game 4 was won in the 10th inning on Joe DiMaggio's single with Charlie Keller on first and Frank Crosetti on third...after the Cincinnati RF misplayed the ball, Keller successfully scored from first, crashing into Reds catcher Ernie Lombardi and dazing him long enough for DiMaggio to score in a play since known as "Lombardi's Snooze."

Cincinnati Reds (NL)	0
New York Yankees (AL)	4

1941 WORLD SERIES

Marked the first World Series meeting between the Yankees and Dodgers...Game 4 featured the famous passed ball by Dodgers catcher Mickey Owen, which would have been the final out of the game and evened the Series at 2-2...the Yankees went on to score 4R with two out in the ninth to win, 7-4, at Ebbets Field...in the Game 5 clincher, Tiny Bonham tossed a complete game (1ER, 5H) and Tommy Henrich hit a solo homer...Joe Gordon (.500, 1HR, 5RBI) and Charlie Keller (.389, 5RBI) paced Yankees hitters...capped a run of 32 wins in 36 World Series games dating to 1927.

Brooklyn Dodgers (NL)	1
New York Yankees (AL)	4

1942 WORLD SERIES

The Yankees won Game 1 behind Red Ruffing but lost the next four games...marked the Yankees' first losing World Series since falling in seven games to the Cardinals in 1926...Joe DiMaggio went 7-for-21 (.333) and Phil Rizzuto went 8-for-21 (.381), while Charlie Keller led the Yankees with 2HR and 5RBI.

New York Yankees (AL)	1
St. Louis Cardinals (NL)	4

1943 WORLD SERIES

The Yankees reversed the prior year's result, winning in five games...Spud Chandler was dominant, allowing just 1ER over 18.0IP for complete-game wins in Games 1 and 5...Bill Dickey's two-run homer in the Game 5 clincher marked the only runs of the game...Yankees Joe DiMaggio, Tommy Henrich, Phil Rizzuto, George Selkirk, Red Ruffing and Buddy Hassett were all serving in the military and did not appear in the Series...marked the seventh and final World Series title in eight appearances under manager Joe McCarthy.

St. Louis Cardinals (NL)	1
New York Yankees (AL)	4

1947 WORLD SERIES

The Yankees were piloted by Bucky Harris in his only World Series managing the team...in Game 4, Yankees pitcher Bill Bevens lost both his no-hit bid and the game with two outs in the bottom of the ninth as pinch-hitter Cooke Lavagetto doubled home two runs for a 3-2 Brooklyn win...Spec Shea recorded two wins and Johnny Lindell batted .500 (9-for-18) with 7RBI.

Brooklyn Dodgers (NL)	3
New York Yankees (AL)	4

1949 WORLD SERIES

Marked the first of five straight World Series championships...was the first of 10 World Series appearances in a 12-year stretch under manager Casey Stengel (won seven)...Allie Reynolds allowed just 2H, winning Game 1, 1-0, over Don Newcombe on Tommy Henrich's leadoff homer in the bottom of the ninth...also pitched 3.1 scoreless innings to close out Game 4...Commissioner Happy Chandler ordered lights turned on during Game 5, marking the first time a World Series game was finished under electric light.

Brooklyn Dodgers (NL)	1
New York Yankees (AL)	4



Manager Casey Stengel led the Yankees to a record five consecutive World Series titles from 1949-53.



1950 WORLD SERIES

Yankees pitchers allowed just 5R (3ER) all Series, tallying a 0.73 combined ERA in 37.0IP...each of the first three games was decided by one run, including a 1-0 victory behind Vic Raschi in Game 1 and a 2-1, 10-inning win behind Allie Reynolds in Game 2...Whitney Ford earned the first of his record 10 career World Series wins in the Game 4 clincher as Reynolds came out of the bullpen to strike out the final batter of the game with two runners on base.

New York Yankees (AL) 4
Philadelphia Phillies (NL) 0

1951 WORLD SERIES

The Yankees defeated the Giants in Joe DiMaggio's final World Series...Willie Mays and Mickey Mantle made their Series debuts, both in their rookie seasons...in Game 2, Mantle seriously injured his right knee after getting his cleat caught in a drainpipe, ending his Series...Ed Lopat allowed just 1ER in 18.0IP, notching wins in Games 2 and 5.

New York Giants (NL) 2
New York Yankees (AL) 4

1952 WORLD SERIES

Led by Mickey Mantle (.345, 5R, 2HR), Johnny Mize (.400, 3HR, 6RBI) and Gene Woodling (.348), the Yankees won in seven games...Allie Reynolds and Vic Raschi each recorded a pair of victories...the Yankees slugged 10HR in the Series...in Game 7, second baseman Billy Martin made a running catch on a two-out, seventh-inning, based-loaded pop-up from Jackie Robinson to preserve the Yankees' lead.

New York Yankees (AL) 4
Brooklyn Dodgers (NL) 3



Billy Martin makes a game-saving catch on a two-out, seventh-inning, based-loaded pop-up from Jackie Robinson to preserve the win in Game 7 of the 1952 World Series.

1953 WORLD SERIES

The Yankees won their all-time record fifth consecutive title...Billy Martin batted .500 (12-for-24) with 2HR and 8RBI...still shares the all-time mark for hits in a six-game World Series...Mickey Mantle won Game 2 with a two-run homer in the eighth inning...added a grand slam in the Game 5 win...Martin drove in the winning run in the Game 6 clincher with a single in the bottom of the ninth.

Brooklyn Dodgers (NL) 2
New York Yankees (AL) 4

1955 WORLD SERIES

Marked the Yankees' first Series loss to the Dodgers after five successive wins (1941, '47, '49, '52, '53)...is the only time the Dodgers triumphed over the Yankees before relocating to Los Angeles in 1958...Brooklyn's Johnny Podres tossed an eight-hit, 2-0, shutout in the Game 7 clincher at Yankee Stadium...with two on and no outs in the sixth, Yogi Berra's slicing line drive was famously caught by Brooklyn's Sandy Amoros, who then threw the ball back to the infield to double off Gil McDougald, preventing a potential rally.

Brooklyn Dodgers (NL) 4
New York Yankees (AL) 3

1956 WORLD SERIES

The Yankees lost the first two games in Brooklyn, then came back to win in seven...was highlighted by Don Larsen's Game 5 perfect game caught by Yogi Berra, the only individual no-hitter in World Series history...Larsen didn't know he was pitching until he got to the park that day...had lasted only 1.2 innings in his Game 2 start, (4R, 0ER, 1H, 4BB)...Berra led the Yankees with a .360 (9-for-25) batting average, 3HR and a then-record 10 RBI...the Yankees hit 12HR, which was the most by a team in a single series until San Francisco hit 14HR in 2002.

New York Yankees (AL) 4
Brooklyn Dodgers (NL) 3

1957 WORLD SERIES

The Yankees dropped their second seven-game World Series in three years in their first-ever meeting against Milwaukee...the Braves' Lew Burdette won Games 2, 5 and 7, the latter two on seven-hit shutouts...second baseman Jerry Coleman batted .364 (8-for-22) with 2 doubles and 2RBI in a losing effort.

Milwaukee Braves (NL) 4
New York Yankees (AL) 3

1958 WORLD SERIES

The Yankees came back from two-games-to-none and three-games-to-one deficits to win in seven...after getting bombed for 4ER in just 0.1IP in his Game 2 start, Yankees pitcher Bob Turley tossed a five-hit shutout in Game 5 and also got the final out in Game 6 after entering the contest with two on and a one-run lead in the 10th...Turley also earned the victory in Game 7 with 6.2 innings (1ER) in relief of Don Larsen...winning the title gave the Yankees a World Series championship over each of the eight modern NL teams (since 1900)...Hank Bauer batted .323 (10-for-31) with 4HR, making him just one of four Yankees in franchise history to hit four-or-more homers in a single Series (also Ruth 4HR in 1926; Gehrig 4HR in 1928; and Reggie Jackson 5HR in 1977)...was held hitless in Game 4, snapping an all-time Major League-best 17-game World Series hitting streak.

New York Yankees (AL) 4
Milwaukee Braves (NL) 3



1960 WORLD SERIES

Despite outscoring Pittsburgh, 55-27, and setting still-standing World Series marks for runs scored and team batting average (.338), the Yankees lost the decisive Game 7, 10-9, on Bill Mazeroski's ninth-inning "walk-off" homer off Ralph Terry...marked Casey Stengel's final game as Yankees manager...Bobby Richardson scored .367 (11-for-30) and recorded a still-standing record 12RBI, becoming the only player in Baseball history to win the World Series MVP Award on a losing team...Whitely Ford tossed complete game shutouts in Games 3 and 6, allowing just 11H and 2BB in 18.0 Series IP.

New York Yankees (AL)	3
Pittsburgh Pirates (NL)	4



Bobby Richardson [crossing home plate] drove in an all-time record 12 runs in the 1960 Fall Classic, becoming the only player to win World Series MVP honors on a losing team.

1961 WORLD SERIES

With the Series tied 1-1, the Yankees won Game 3 on a game-tying solo homer by Johnny Blanchard in the eighth and Roger Maris' game-winning solo shot in the ninth...outscored Cincinnati 20-5 in the final two games...Manager Ralph Houk became the third Yankees skipper to win the World Series in his first season managing the club...Hector Lopez led the Yankees with 7RBI in just 9AB...Whitely Ford pitched 14.0 scoreless innings, notching wins in Games 1 and 4.

Cincinnati Reds (NL)	1
New York Yankees (AL)	4

1962 WORLD SERIES

The Yankees clinched a tight seven-game Series on a 1-0, four-hit, Game 7 shutout from Ralph Terry...scored their only run on Tony Kubek's fifth-inning double-play ground out...the Giants' Willie McCovey lined out to second baseman Bobby Richardson for the final out of the Series...Terry allowed just 17H and 5ER in 25.0 Series IP, taking home the MVP Award...the teams combined for just 41 total runs in a Series that stretched over 13 days due to rainouts.

New York Yankees (AL)	4
San Francisco Giants (NL)	3

1963 WORLD SERIES

The Yankees were swept despite allowing just 12 overall runs, marking just one of two four-game Series exits in franchise history (also 1976 vs. Cincinnati)...scored just four runs and batted .171 over the four games, marking the third and fifth-lowest all-time totals, respectively, by any team in a World Series.

Los Angeles Dodgers (NL)	4
New York Yankees (AL)	0

1964 WORLD SERIES

The Yankees' seven-game loss marked Mickey Mantle's final World Series...batted .333 (8-for-24) with 3HR, giving him a record 18 World Series HR for his career...Jim Bouton won both of his starts, allowing just 3ER in 17.1IP...Bobby Richardson batted .406 (13-for-32), setting an all-time record for hits in a Series (since tied by Lou Brock in 1968 and Marty Barrett in 1986).

New York Yankees (AL)	3
St. Louis Cardinals (NL)	4

1976 CHAMPIONSHIP SERIES

Chris Chambliss batted .524 (11-for-21) with 2HR and 8RBI, including the Series-winning "walk-off" home run off the Royals' Mark Littell in Game 5.

Kansas City Royals (AL)	2
New York Yankees (AL)	3

1976 WORLD SERIES

Marked the Yankees' first World Series appearance after a 11-year drought...was the first Series appearance under the majority ownership of George M. Steinbrenner...also was the club's first Series following the 1974-75 remodeling of the original Yankee Stadium...was the second and last time the Yankees have been swept in a Series...Thurman Munson led the Yankees, batting .529 (9-for-17) with 2R and 2RBI.

New York Yankees (AL)	0
Cincinnati Reds (NL)	4

1977 CHAMPIONSHIP SERIES

Sparky Lyle appeared in four of the five games and recorded wins in relief in Game 4 (5.1IP, 2H, 0R, 0BB, 1K) and Game 5 (1.1IP, 1H, 0R, 1K)...the Yankees scored 1R in the eighth and 3R in the ninth to win the Game 5 clincher, 5-3.

New York Yankees (AL)	3
Kansas City Royals (AL)	2

1977 WORLD SERIES

The Yankees snapped a 14-season championship drought, defeating the Dodgers in six games...in the Game 6 clincher, Reggie Jackson joined Babe Ruth (twice, 1926 Game 4 and 1928 Game 4) as the only players to hit 3HR in a single World Series game (since matched by Albert Pujols-2011 Game 3; and Pablo Sandoval-2012 Game 1)...batted .450 (9-for-20) with 10R (tied for most all time), 5HR (tied for most all time) and 8RBI, taking home the Series MVP...Mike Torrez won both of his starts, tossing complete-game wins in Games 3 and 6.

Los Angeles Dodgers (NL)	2
New York Yankees (AL)	4



1978 CHAMPIONSHIP SERIES

Reggie Jackson led the Yankees in batting .462 (6-for-13), HR (2) and RBI (6)...Ron Guidry (8.0IP, 1ER) and Goose Gossage (1.0IP, 0ER) pitched the Yankees to a Game 4 win.

Kansas City Royals (AL)	1
New York Yankees (AL)	3

1978 WORLD SERIES

The Yankees defeated the Dodgers for the second consecutive year, 4-games-to-2...Series cemented Graig Nettles' reputation for defensive excellence...Bucky Dent won the MVP, batting .417 (10-for-24) with 7RBI...second baseman Brian Doyle, filling in for the injured Willie Randolph, batted .438 (7-for-16) with 4R...Catfish Hunter allowed just 2ER in 7.0IP in recording the win in the Game 6 clincher at Los Angeles.

New York Yankees (AL)	4
Los Angeles Dodgers (NL)	2

1980 CHAMPIONSHIP SERIES

The Yankees scored just two runs in each game, marking the first time in franchise history the Yankees had been swept in the ALCS.

Kansas City Royals (AL)	3
New York Yankees (AL)	0

1981 DIVISION SERIES

The Yankees almost squandered a two-games-to-none lead...Dave Righetti recorded two wins (one as a starter in Game 2 and one as a reliever in Game 5)...Oscar Gamble went 6-for-10 with 2HR and 4RBI in the series.

Milwaukee Brewers (AL)	2
New York Yankees (AL)	3

1981 CHAMPIONSHIP SERIES

The Yankees outscored Oakland, 20-4, in their only ALCS sweep in franchise history...Graig Nettles drove in three runs in each game, batting .500 (6-for-12) with 1HR.

New York Yankees (AL)	3
Oakland Athletics (AL)	0

1981 WORLD SERIES

After winning the first two games of the Series, the Yankees dropped the next four, falling to 8-3 in their World Series appearances vs. the Dodgers...pitcher George Frazier became the first pitcher to lose three games in a best-of-seven World Series...future general manager Bob Watson led the club with 7RBI.

Los Angeles Dodgers (NL)	4
New York Yankees (AL)	2

1995 DIVISION SERIES

The Yankees snapped a 13-year playoff drought...Don Mattingly batted .417 (10-for-24) with 1HR and 6RBI in his only career postseason series...won the first two games at home before dropping three straight in Seattle...won Game 2, 7-5, on Jim Leyritz's 15th-inning "walk-off" homer in the longest postseason game in franchise history (in terms of innings)...after throwing 135 pitches in a Game 1 win, David Cone threw 147 pitches in a Game 5 no-decision.

New York Yankees (AL)	2
Seattle Mariners (AL)	3

1996 DIVISION SERIES

The Yankees bullpen recorded wins in Games 2, 3 and 4, allowing just 1ER in 19.2IP over the series.

New York Yankees (AL)	3
Texas Rangers (AL)	1

1996 CHAMPIONSHIP SERIES

Down, 4-3, going into the bottom of the eighth inning of Game 1, the Yankees tied the score on Derek Jeter's disputed home run to right field...Bernie Williams (9-for-19) batted .474 with 6R, 2HR and 6RBI, earning ALCS MVP honors.

Baltimore Orioles (AL)	1
New York Yankees (AL)	4

1996 WORLD SERIES

The Yankees snapped a 17-year World Championship drought, coming back from a two-games-to-none deficit...Manager Joe Torre won in his first year at the helm...club came back from a 6-0 deficit in Game 4, with Jim Leyritz knotting the score at 6-6 with a three-run, eighth-inning homer...Andy Pettitte (8.1IP) outdueled John Smoltz, 1-0, in Game 5...Jimmy Key defeated Greg Maddux in the Game 6 clincher...John Wetteland saved each of the Yankees' victories, earning MVP honors.

Atlanta Braves (NL)	2
New York Yankees (AL)	4



Third baseman Charlie Hayes catches the final out of the 1996 World Series.



1997 DIVISION SERIES

The Yankees' Game 1 win featured the first-ever back-to-back-to-back postseason homers (Tim Lincecum, Derek Jeter and Paul O'Neill)...O'Neill finished the series with a .421 batting average (8-for-19), 2HR and 7RBI, including a grand slam in Game 3...Mariano Rivera suffered a blown save in Game 4, on Sandy Alomar, Jr.'s eighth-inning solo home run...would not allow another run in his next 23 postseason appearances, spanning an all-time postseason best 33.1IP.

New York Yankees (AL)	2
Cleveland Indians (AL)	3

1998 DIVISION SERIES

The Yankees outscored Texas, 9-1, in the series, behind wins from David Wells, Andy Pettitte and David Cone...outfielder Shane Spencer had 4RBI in the series, including a three-run homer in Game 3.

Texas Rangers (AL)	0
New York Yankees (AL)	3

1998 CHAMPIONSHIP SERIES

The Yankees won the final three games of the series, taking the series in six...their Game 4 win featured 7.0 scoreless IP from starter Orlando Hernández...David Wells earned series MVP honors with wins in Games 1 and 5.

Cleveland Indians (AL)	2
New York Yankees (AL)	4



Orlando Hernández recorded the first of nine career postseason wins with the Yankees in Game 4 of the 1998 ALCS vs. Cleveland.

1998 WORLD SERIES

The Yankees swept the Padres to finish with a 125-50 overall record (including the postseason), setting the all-time mark for most wins in a season...trailing, 5-2, in Game 1 at Yankee Stadium, Chuck Knoblauch's three-run HR tied the game and Tino Martinez's grand slam put the Yankees ahead in the seventh...also came back from a 3-0 deficit after six innings in Game 3 with Series MVP Scott Brosius hitting a leadoff HR in the seventh and a three-run HR in the eighth...Mariano Rivera notched three saves, marking his highest total in a single World Series.

San Diego Padres (NL)	0
New York Yankees (AL)	4

1999 DIVISION SERIES

The Yankees defeated the Rangers in the ALDS for the third time in three attempts over a four-year stretch...outscored them 14-1 in the series...in Game 1, Orlando Hernández limited Texas to 2H over 8.0 scoreless IP and Bernie Williams drove in six runs, which tied Bobby Richardson (1960 WS, Game 3), Hideki Matsui (2009 WS, Game 6) and Robinson Canó (2011 ALDS Game 1) for the most in a single postseason game in franchise history.

Texas Rangers (AL)	0
New York Yankees (AL)	3

1999 CHAMPIONSHIP SERIES

The Yankees won their first-ever postseason meeting vs. Boston...Bernie Williams won Game 1 with a 10th-inning walk-off home run...the club had a 12-game postseason winning streak snapped in a Game 3 loss...Derek Jeter led the Yankees with a .350 (7-for-20) batting average.

Boston Red Sox (AL)	1
New York Yankees (AL)	4

1999 WORLD SERIES

The Yankees recorded their second straight World Series sweep...in recording a Game 1 win, Orlando Hernández allowed just 1R on 1H in 7.0IP (10K) in Game 1...David Cone followed with 7.0 scoreless innings on 1H in Game 2...Chad Curtis hit a 10th-inning walk-off homer in Game 3...the Game 4 win extended the Yankees' World Series winning streak to 12 games.

Atlanta Braves (NL)	0
New York Yankees (AL)	4

2000 DIVISION SERIES

The Yankees dropped Game 1 of a postseason series for the first time since the 1996 World Series, snapping a winning streak of seven such games...also lost Game 4 at Yankee Stadium, snapping their home postseason winning streak at 10 games...Andy Pettitte and Mariano Rivera shut out the A's, 4-0, in Game 2...the Yankees scored 6R in the first inning of the deciding Game 5 in Oakland to provide the margin of victory in a 7-5 win.

New York Yankees (AL)	3
Oakland Athletics (AL)	2

2000 CHAMPIONSHIP SERIES

The Yankees scored 19 of their 31 total runs in the series in the seventh-inning-or-later, including three come-from-behind victories...MVP David Justice hit 2HR and had a series-best 8RBI...Bernie Williams hit .435 (10-for-23)...Roger Clemens struck out 15 batters while tossing a 1H, 2BB complete-game shutout in Game 4 at Seattle.

Seattle Mariners (AL)	2
New York Yankees (AL)	4

2000 WORLD SERIES

Marked the first "Subway Series" since the Yankees-Dodgers matchup in 1956...the Yankees were victorious in Games 1 and 5 in their last at-bat, winning on a 12th-inning single from Jose Vizcaino and a ninth-inning Luis Sojo single, respectively...Derek Jeter was named Series MVP, batting .409 (9-for-22) with 6R and 2 solo HR, including one on the first pitch of Game 4.

New York Mets (NL)	1
New York Yankees (AL)	4



2001 DIVISION SERIES

The postseason began less than a month after the attacks of 9/11...after losing Games 1 and 2, the Yankees won three straight...were held to just two hits in Game 3 at Oakland but won, 1-0, behind Mike Mussina (7.0IP), Mariano Rivera (2.0IP) and Jorge Posada's fifth-inning solo home run...the game also featured Derek Jeter's famous "Flip Play," which nailed Jeremy Giambi at the plate in the seventh.

Oakland Athletics (AL) 2
New York Yankees (AL) 3



Derek Jeter [R] makes his famous "Flip Play" relay throw to Jorge Posada in Game 3 of the 2001 ALDS at Oakland.

2001 CHAMPIONSHIP SERIES

The Yankees defeated a Seattle club that won an AL-record 116 games during the regular season...Andy Pettitte was named Series MVP, going 2-0 with a 2.51 ERA...Game 4 ended on Alfonso Soriano's two-run "walk-off" homer in the ninth...Bernie Williams homered in three consecutive games (Games 3-5).

New York Yankees (AL) 4
Seattle Mariners (AL) 1

2001 WORLD SERIES

All games were won by the home team in one of the most thrilling World Series of all time...President George W. Bush threw out the ceremonial first pitch prior Game 3 at Yankee Stadium...the Yankees came back from two-run deficits with two outs in the ninth vs. Arizona's Byung-Hyun Kim in both Games 4 and 5...Tino Martinez tied Game 4



Tino Martinez sets the stage for an improbable Yankees comeback with a game-tying, two-out, two-run, ninth-inning home run in Game 4 of the 2001 World Series.

New York Yankees (AL) 3
Arizona Diamondbacks (NL) 4

2002 DIVISION SERIES

The Yankees had their DS winning streak snapped at four, losing their first DS since 1997 vs. Cleveland...Derek Jeter batted .500 (8-for-16) with 2HR and 3RBI.

Anaheim Angels (AL) 3
New York Yankees (AL) 1

2003 DIVISION SERIES

The Yankees held Minnesota to just six runs in four games, including one run in each of Games 2, 3 and 4...Derek Jeter batted .429 (6-for-14) with 1HR.

Minnesota Twins (AL) 1
New York Yankees (AL) 3

2003 CHAMPIONSHIP SERIES

Defined by the final game, the Series was won on Aaron Boone's first pitch leadoff home run off Tim Wakefield in the bottom of the 11th inning of Game 7...in the contest, the Yankees came back from a 5-2 deficit heading into the bottom of the eighth...Mike Mussina made his first-ever relief appearance, getting a strikeout and double play with two on and no outs in the fourth to keep the Yankees in the game...tossed 3.0 scoreless IP on two days' rest...Jason Giambi hit solo homers in the fifth and seventh...the Yankees scored three runs in the eighth off Pedro Martinez to tie the game, 5-5...Mariano Rivera tossed 3.0 scoreless innings, pitching the ninth, 10th and 11th, to earn the win.

Boston Red Sox (AL) 3
New York Yankees (AL) 4



Aaron Boone wins Game 7 of the 2003 ALCS with his 11th-inning home run off Boston's Tim Wakefield.

2003 WORLD SERIES

The Yankees outscored Florida, 21-17, in defeat...Andy Pettitte allowed just 3R (1ER) in 15.2IP over two starts, including a win in Game 2 and a loss in the decisive Game 6...Bernie Williams batted .400 (10-for-25) with 5R, 2HR and 5RBI.

Florida Marlins (NL) 4
New York Yankees (AL) 2



2004 DIVISION SERIES

The Yankees defeated Minnesota in the ALDS for the second straight season... won Game 2 scoring twice in the 12th inning and Game 4 with one run in the 11th... Alex Rodriguez batted .421 (8-for-19) with 1HR and 3RBI.

Minnesota Twins (AL)	1
New York Yankees (AL)	3

2004 CHAMPIONSHIP SERIES

The Yankees became the first team in MLB postseason history to drop a series after leading 3-games-to-0... scored 19 runs in their Game 3 win, marking the most ever by one team in an ALCS game... Hideki Matsui batted .412 (14-for-34) with 6 doubles, 1 triple, 2HR and 10RBI in the series, establishing the all-time mark for extra-base hits in a postseason series.

Boston Red Sox (AL)	4
New York Yankees (AL)	3

2005 DIVISION SERIES

Mariano Rivera saved both Yankees' victories... Derek Jeter tied for the team lead in both RBI (5) and runs scored (4).

New York Yankees (AL)	2
Los Angeles Angels of Anaheim (AL)	3

2006 DIVISION SERIES

Chien-Ming Wang recorded his first career postseason win in Game 1... Derek Jeter (8-for-16) and Jorge Posada (7-for-14) combined for 15 of the team's 33 overall hits.

Detroit Tigers (AL)	3
New York Yankees (AL)	1

2007 DIVISION SERIES

The Yankees were out-hit, .315 to .228, in the series... the Yankees' 2-1, 11-inning loss in Game 2 featured the unusual postseason debut of Joba Chamberlain, who allowed the go-ahead run in the eighth on 2BB, 2WP and 1HP while "midges" descended on the pitcher's mound.

New York Yankees (AL)	1
Cleveland Indians (AL)	3

2009 DIVISION SERIES

The Yankees recorded their third all-time ALDS sweep (also 1998-99 vs. Texas) and fourth "best-of-five" series sweep (also 1981 ALCS vs. Oakland)... came back from deficits in all three games... out-homered the Twins, 6-0... Yankees starters allowed just 3ER and three extra-base hits in 19.0IP with a 1.42 ERA... Alex Rodriguez batted a team-high .455 (5-for-11) with 2HR and 6RBI.

Minnesota Twins (AL)	0
New York Yankees (AL)	3

2009 CHAMPIONSHIP SERIES

The Yankees won their 40th AL pennant... hit 8HR and drew 38BB over the six games, while holding the Majors' second-highest scoring team to an average of 3.2R/G... won Game 2 in 13 innings on a throwing error by Maicer Izturis... CC Sabathia earned ALCS MVP honors, going 2-0 with a 1.13 ERA (16.0IP, 2ER) in two starts... Alex Rodriguez batted a team-high .429 (9-for-21) with 6R, 3HR, 6RBI and 8BB.

Los Angeles Angels (AL)	2
New York Yankees (AL)	4

2009 WORLD SERIES

The Yankees won their 27th World Championship and first since 2000... Hideki Matsui (.615 BA., 3HR, 8RBI) was the unanimous World Series MVP, marking the first time a Japanese player earned the honor... had 6RBI (single, double, HR) in the Game 6 clincher, tying Bobby Richardson's (1960 Game 3) single-game World Series record, since matched by the Cardinals' Albert Pujols (2011 Game 3 at Texas) and the Cubs' Addison Russell (2016 Game 6 at Cleveland)... Andy Pettitte became the third-oldest pitcher to start and win a World Series clinching game (behind Burleigh Grimes-1931 and Eddie Plank-1913) and the first pitcher in baseball history to start and win all three clinching games of a single postseason (DS, CS, WS).

Philadelphia Phillies (NL)	2
New York Yankees (AL)	4



The Yankees are presented the 2009 World Series trophy following their 4-games-to-2 victory over Philadelphia.

2010 DIVISION SERIES

The Yankees swept Minnesota for the second straight year in the ALDS... marked their first ALDS series win after qualifying for the postseason as a Wild Card... outscored the Twins, 17-7, in the series... 10 different Yankees drove in at least one run... Yankees relievers combined to allow just 1ER in 7.0IP... Phil Hughes won Game 3 with 7.0 shutout IP (4H, 1BB) in his first career postseason start.

New York Yankees (AL)	3
Minnesota Twins (AL)	0

2010 CHAMPIONSHIP SERIES

The Yankees lost a postseason series to Texas for the first time after wins in the ALDS in 1996, '98 and '99... were outscored 38-19 in the series and out-hit 63-38... their 8-0 loss in Game 3 marked the worst postseason shutout loss in franchise history... Robinson Canó batted .348 (8-for-23) with 4HR and 5RBI... Curtis Granderson reached base safely in 13 of his 25PA (.520 OBP).

New York Yankees (AL)	2
Texas Rangers (AL)	4



2011 DIVISION SERIES

The Yankees dropped to 10-7 all time in Division Series, losing an ALDS for the first time since 2007...Robinson Canó set a then-Yankees ALDS record with 9RBI...marked the most RBI by a Yankee in a postseason series of five-or-fewer games since Graig Nettles had 9RBI in the 1981 ALCS vs. Oakland...also had four extra-base hits (2 doubles, 2HR)...Jorge Posada posted a .579 OBP with 5 singles, 1 triple, 4BB and 1HP in 19PA...Brett Gardner batted .412 (7-for-17) with 5RBI.

Detroit Tigers (AL) 3
New York Yankees (AL) 2

2012 DIVISION SERIES

The Yankees improved to 12-11 all time in winner-take-all postseason games, snapping a three-game losing streak in such contests with their 3-1 win in Game 5...Yankees starters went 2-1 with a 2.04 ERA (39.2IP, 9ER) over the five games and Yankees relievers allowed just 1ER in 11.1IP (0.79 ERA)...did not have a multi-run inning over the last four games...in Game 3 at Yankee Stadium, Raul Ibañez became the first player in MLB history to hit 2HR in a postseason game he didn't start, tying the game with a solo HR in the ninth and winning it with a solo HR in the 12th...CC Sabathia tossed a complete game in Game 5 (4H, 1R, 2BB, 9K).

Baltimore Orioles (AL) 2
New York Yankees (AL) 3

2012 CHAMPIONSHIP SERIES

The Yankees were swept by Detroit, falling to 0-3 all time in postseason series vs. the Tigers...did not lead at any point, marking just the second such postseason series in franchise history (also 1963 WS vs. Los Angeles, excludes WC games)...Yankees batters hit just .157 (22-for-140) and scored 6R over the four games...lost Derek Jeter to injury for the series (fractured ankle) while fielding a grounder in the 12th inn. of Game 1 loss...Ichiro Suzuki collected 4H in Game 1, marking the most by a Yankee in the postseason since Derek Jeter had 5H in 2006 ALDS Game 1 vs. Detroit.

Detroit Tigers (AL) 4
New York Yankees (AL) 0

2015 WILD CARD GAME

The Yankees played in their first-ever Wild Card Game and first-ever postseason game against Houston, falling, 3-0, at home...Masahiro Tanaka made his first career postseason start and took the loss, allowing 2ER on two solo HRs in 5.0IP...Yankees batters tallied just three hits.

Houston Astros (AL) 1
New York Yankees (AL) 0

2017 WILD CARD GAME

The Yankees advanced to the ALDS with an 8-4 win vs. Minnesota...trailed, 3-0, four batters into the game, then scored in each of the first four innings for the second time in franchise postseason history (also 1977 ALCS Game 4 at Kansas City) – credit: *Elias Sports Bureau*...Didi Gregorius hit a three-run HR in the first to tie the game at 3-3...Brett Gardner hit a solo HR in the second to give the Yankees a 4-3 lead...Aaron Judge hit a two-run HR in the fourth...Luis Severino (0.1IP, 4H, 3ER, 1BB, 0K, 2HR) made his postseason debut and matched the shortest start by a Yankees pitcher in postseason history...Yankees relievers tossed 8.2IP, allowing just 1ER (5H, 3BB, 13K).

Minnesota Twins (AL) 0
New York Yankees (AL) 1

2017 DIVISION SERIES

The Yankees came back from a two-games-to-none deficit to win in the decisive Game 5 at Cleveland, 5-2...was the 10th time in postseason history that a team won a best-of-five series after losing the first two games (second time by the Yankees, also 2001 ALDS vs. Oakland)...Didi Gregorius (3-for-4, 3RBI) homered twice off 2017 AL Cy Young Award winner Corey Kluber in the Game 5 clincher...won Game 3 at Yankee Stadium with 7.0 scoreless IP (3H, 1BB, 7K) from Masahiro Tanaka and a seventh-inning solo HR from Greg Bird, who joined Jorge Posada (2001 ALDS Game 3 at Oakland, fifth inn.) and Tommy Henrich (1949 WS Game 1 vs. Brooklyn, ninth inn.) as the only Yankees to homer in a 1-0 postseason win...Aroldis Chapman tossed 5.2 scoreless IP (4H, 2BB, 10K) over three appearances, notching saves in Games 3 and 5...Yankees pitchers held Cleveland hitters to a .171 BA with 61K over the five games.

New York Yankees (AL) 3
Cleveland Indians (AL) 2

2017 CHAMPIONSHIP SERIES

The Yankees fell in a seven-game ALCS in which every game was won by the home team...outscored Houston 22-20 over the series but tallied just three total runs in their four losses at Minute Maid Park...prior to their Game 7 loss, had won four elimination games in the 2017 postseason...Aaron Judge led both clubs with 3HR and 7RBI...Chase Headley had a series-best .389 (7-for-18) batting average and Greg Bird led both clubs with a .464 OBP, reaching base safely 13 times (2 singles, 2 doubles, 1HR, 8BB)...Yankees starting pitchers tallied a 2.00 ERA (8ER, 36.0IP) in the series, marking the second-best starters' ERA for a club in a seven-game postseason series since 1992 (Arizona, 1.43 starters ERA in the 2001 WS).

New York Yankees (AL) 3
Houston Astros (AL) 4

2018 WILD CARD GAME

The Yankees won the AL Wild Card Game for the second straight year, defeating Oakland, 7-2...became the first team to win consecutive Wild Card Games...Luis Severino (4.0IP, 2H, 0R, 4BB, 7K) took a no-decision in his fifth career postseason start...did not allow a hit until the fifth...Aaron Judge (2-for-3, double, BB) hit a two-run HR in the first...Giancarlo Stanton (1-for-3, 1BB, 1SB) homered to lead off the eighth...Luke Voit (1-for-4, 1R) hit a two-run triple in the sixth inning of his postseason debut...Dellin Betances (2.0IP, 3K) retired all 6BF to earn the win.

Oakland Athletics (AL) 0
New York Yankees (AL) 1

2018 DIVISION SERIES

The Yankees lost the ALDS in four games, falling to 2-2 in all-time postseason series against Boston...Aaron Judge led the Yankees with 4R scored, 6H and a .375/.444/.750 slash line...also tied for the team lead with 2HR...Masahiro Tanaka allowed 1ER in 5.0IP in earning the Yankees' lone victory in Game 2 at Boston...Gary Sánchez had 2HR and 4RBI in Game 2, becoming the second catcher in franchise history with a multi-HR postseason game and joining Yogi Berra (1956 Game 7 win at Brooklyn)...in their 16-1 Game 3 loss at Yankee Stadium, set a franchise record for runs allowed and margin of defeat in a postseason game.

New York Yankees (AL) 1
Boston Red Sox (AL) 3



2019 DIVISION SERIES

The Yankees swept Minnesota in the ALDS, becoming the first team in baseball history to sweep a 100-win team in the DS...outscored the Twins, 23-7, after the Twins averaged 5.8R/G in the regular season and hit an all-time record 307HR...in Game 1, DJ LeMahieu joined Bobby Abreu (2006 ALDS Game 1 vs. Detroit) as the second player in franchise history to record at least 4RBI in his first postseason game with the club...Didi Gregorius led both clubs with 6RBI, including a third-inning grand slam in Game 2, becoming the first shortstop in franchise history to hit a postseason slam...Gleyber Torres batted .417 (5-for-12) with 3 doubles, 1HR and 4RBI in the series.

Minnesota Twins (AL)	0
New York Yankees (AL)	3

2019 CHAMPIONSHIP SERIES

The Yankees lost the ALCS in six games, falling to 0-3 in all-time postseason series against the Astros (also lost the 2017 ALCS and 2015 WC)...Gleyber Torres recorded 5RBI in a 7-0 Game 1 road win...DJ LeMahieu led the Yankees with a .346 (9-for-26) BA and .414 OBP, hitting a leadoff home run in Game 5 off Justin Verlander...Aaron Hicks provided the margin of victory in Game 5 with a three-run, first-inning HR in a 4-1 win to stave off elimination...in Game 6 at Houston, DJ LeMahieu hit a game-tying, two-run HR off Roberto Osuna with one out in the ninth...the Yankees lost the series in the bottom half of the inning on a two-out, two-run "walk-off" HR by Jose Altuve off Aroldis Chapman.

New York Yankees (AL)	2
Houston Astros (AL)	4

2020 WILD CARD SERIES

The Yankees defeated the Indians in two straight games on the road to win the best-of-three Wild Card Series...Gerrit Cole made his Yankees postseason debut in the Yankees' 12-3 win in Game 1, earning the victory while notching 13K (7.0IP, 2ER) and besting 2020 Cy Young winner Shane Bieber (.42IP, 7ER)...Game 2 lasted 4:50, marking the longest regular season or postseason nine-inning game in MLB history...the Yankees scored 2R in the top of the ninth to win, 10-9...Gio Urshela hit a go-ahead grand slam in the fourth...Gary Sánchez broke a 6-6 tie with a two-run HR in sixth and had a game-tying SF in the ninth...DJ LeMahieu hit the series-clinching RBI single in the ninth...Gleyber Torres reached base in 8-of-10 PA (5H, 3BB) in the series...Giancarlo Stanton homered in both games.

New York Yankees (AL)	2
Cleveland Indians (AL)	0

2020 DIVISION SERIES

The Yankees fell, 3-2, to Tampa Bay, who finished 2020 with the AL's best record...the entirety of the series was played without fans at San Diego's Petco Park due to MLB mandated COVID-safety measures...outscored the Rays, 24-21, and held them to a .202 BA...Giancarlo Stanton homered in each of the first three games of the series after homering in each of the two Wild Card games, becoming the first Yankee to homer in five straight postseason games in franchise history...batted .316 with 4HR and 10RBI in the ALDS...Aaron Hicks batted .389 (7-for-18) with a .455 OBP...lost the winner-take-all Game 5, 2-1, on a tie-breaking solo HR in the bottom of the eighth (Mike Brosseau off Aroldis Chapman).

New York Yankees (AL)	2
Tampa Bay Rays (AL)	3

2021 WILD CARD GAME

After clinching a berth in the postseason on the final day of the regular season, the Yankees dropped the Wild Card Game at Fenway Park, 6-2...Gerrit Cole started and took the loss, allowing 3ER in 2.0IP (4H, 2BB, 3K, 2HR) in his shortest career postseason start...Yankees batters totaled 6H, including 2XBH, and did not walk...had just one AB with a runner in scoring position (0-for-1)...scored their runs on solo HRs by Anthony Rizzo in the sixth and Giancarlo Stanton in the ninth...Stanton (3-for-4) was the only Yankee with a multi-hit game...Clay Holmes stranded two inherited runners in relief of Cole and tossed 2.0 scoreless IP (1H, 1K).

New York Yankees (AL)	0
Boston Red Sox (AL)	1

2021 DIVISION SERIES

The Yankees defeated the Guardians in five games to advance to the ALCS for the third time in six seasons...despite being outthit during the series, 44-28, the Yankees outscored the Guardians 20-14, outthomering them 9-3 and driving in 16R via homers...facing elimination in Game 4 at Cleveland, Gerrit Cole allowed 2ER over 7.0 innings (6H, 1BB, 8K) to earn his second win of the series (also won Game 1)...became just the second starting pitcher in franchise history to earn multiple wins in a single ALDS (Sabathia, 2012)...Giancarlo Stanton hit a three-run, first-inning HR in Game 5 at Yankee Stadium on the way to a 5-1 win...Aaron Judge's solo HR in Game 5 was his fourth career HR in a "winner-take-all" postseason game, the most in Major League history...Harrison Bader hit a team-high 3HR in the series, tied for the second-most by a Yankee in a single ALDS...Wandy Peralta appeared in every game of the series, becoming the first Yankees pitcher to play in all five games of an ALDS.

Cleveland Guardians (AL)	2
New York Yankees (AL)	3

2022 CHAMPIONSHIP SERIES

The Yankees were swept by Houston, falling to 0-4 in all-time postseason series against the Astros (also lost the 2019 ALCS, 2017 ALCS and 2015 WC)...dropped Games 2 & 4 by one run and Game 1 by two runs...Yankees batters tallied just 9R and 21H over the four games, batting .162, which marked the second-lowest team BA in a postseason series (excluding WC games) in franchise history (2012 ALCS vs. DET, .157)...Harrison Bader batted .400 (6-for-15) with a .471 OBP and 2HR, leading the team in all three categories...had 5HR in nine postseason games, tying for the fourth-most in franchise history in a single postseason of any length...Anthony Rizzo posted a .438 OBP and hit the Yankees' other home run in the series...also had a team-leading 4RBI.

New York Yankees (AL)	0
Houston Astros (AL)	4



Postseason Awards

ALCS and World Series MVP Awards are issued by Major League Baseball in a voting process involving MLB officials and select reporters. Yankees winners are listed below.

Additionally, the New York Baseball Writers Association established its own award—the **Babe Ruth Award**—in 1949, one year after the slugger's death. From 1949 through 2006 it was given to the top player in the World Series. Since 2007, it has been awarded to the best player in the postseason (including all rounds). Former Yankees winners of the Babe Ruth Award are: Joe Page (1949), Jerry Coleman (1950), Phil Rizzuto (1951), Johnny Mize (1952), Billy Martin (1953), Don Larsen (1956), Elston Howard (1958), Whitey Ford (1961), Ralph Terry (1962), Reggie Jackson (1977), Bucky Dent (1978), Cecil Fielder (1996), Scott Brosius (1998), Mariano Rivera (1999), Derek Jeter (2000) and Alex Rodriguez (2009).

ALCS MVP (awarded in AL since 1980)

YEAR	PLAYER	AGE	POS	G	AB	R	H	2B	3B	HR	RBI	BA
1981	Graig Nettles	37	3B	3	12	2	6	2	0	1	9	.500
1996	Bernie Williams	28	CF	5	19	6	9	3	0	2	6	.474
2000	David Justice	34	LF	6	26	4	6	2	0	2	8	.231

YEAR	PITCHER	AGE	POS	G	GS	IP	W	L	SV	H	R	ER	SO	BB	ERA
1998	David Wells	35	LHP	2	2	15.2	2	0	0	12	5	5	18	2	2.87
1999	Orlando Hernández	30	RHP	2	2	15.0	1	0	0	12	4	3	13	6	1.80
2001	Andy Pettitte	29	LHP	2	2	14.1	2	0	0	11	4	4	8	2	2.51
2003	Mariano Rivera	33	RHP	4	0	8.0	1	0	2	5	1	1	6	0	1.13
2009	CC Sabathia	29	LHP	2	2	16.0	2	0	0	9	2	2	12	3	1.13

WORLD SERIES MVP (awarded since 1955)

YEAR	PLAYER	AGE	POS	G	AB	R	H	2B	3B	HR	RBI	BA
1960	Bobby Richardson	25	2B	7	30	8	11	2	2	1	12	.367
1977	Reggie Jackson	31	RF	6	20	10	9	1	0	5	8	.450
1978	Bucky Dent	26	SS	6	24	3	10	1	0	0	7	.417
1998	Scott Brosius	32	3B	4	17	3	8	0	0	2	6	.471
2000	Derek Jeter	26	SS	5	22	6	9	2	1	2	2	.409
2009	Hideki Matsui	35	DH	6	13	3	8	1	0	3	8	.615

YEAR	PITCHER	AGE	POS	G	GS	IP	W	L	SV	H	R	ER	SO	BB	ERA
1956	Don Larsen	27	RHP	2	2	10.2	1	0	0	1	4	0	7	4	0.00
1958	Bob Turley	28	RHP	4	2	16.1	2	1	1	10	5	5	13	7	2.76
1961	Whitey Ford	32	LHP	2	2	14.0	2	0	0	6	0	0	7	1	0.00
1962	Ralph Terry	26	RHP	3	3	25.0	2	1	0	17	5	5	16	2	1.80
1996	John Wetteland	30	RHP	5	0	4.1	0	0	4	4	1	1	6	1	2.08
1999	Mariano Rivera	29	RHP	3	0	4.2	1	0	2	3	0	0	3	1	0.00



Prior to Game 5 of the 1958 World Series, Bob Turley [L] poses with future 1961 World Series MVP Whitey Ford. Turley earned MVP honors in the 1958 Fall Classic, going 2-1 with a 2.76 ERA in four games (two starts) against the Braves. After surrendering 4ER and lasting just 0.1IP in his Game 2 start, Turley tossed a five-hit shutout in Game 5 and also got the final out in Game 6 after entering the contest with two on and a one-run lead in the 10th. Turley also earned the win in the Yankees' Game 7 win at Milwaukee, finishing the 6-2 victory with 6.2 innings of one-run relief.

Yankees All-Time Postseason Leaders

Please note that the players' totals listed below are as a Yankee only and do not include statistics accumulated while playing for other teams. **KEY:** MLB = All-time Major League leader with the total listed; AL = All-time American League leader with the total listed; T= Tied for lead.

BATTING

Games Played (incl. pitchers)

1. Derek Jeter	MLB 158
2. Jorge Posada	125
3. Bernie Williams	121
4. Mariano Rivera	96
5. Tino Martinez	81

At-Bats

1. Derek Jeter	MLB 650
2. Bernie Williams	465
3. Jorge Posada	416
4. Tino Martinez	287
5. Paul O'Neill	270

Runs

1. Derek Jeter	MLB 111
2. Bernie Williams	83
3. Jorge Posada	53
4. Mickey Mantle	42
5. Yogi Berra	41

Hits

1. Derek Jeter	MLB 200
2. Bernie Williams	128
3. Jorge Posada	103
4. Paul O'Neill	76
5. Yogi Berra	71

Doubles

1. Derek Jeter	MLB 32
2. Bernie Williams	29
3. Jorge Posada	23
4. Hideki Matsui	15
T5. Tino Martinez	14
Paul O'Neill	14

Triples

1. Derek Jeter	MLBT 5
2. Bill Johnson	4
T3. Bauer, B. Brown, Canó, Gehrig, Martin, Meusel	3

Home Runs

1. Bernie Williams	22
2. Derek Jeter	20
3. Mickey Mantle	18
4. Babe Ruth	15
5. AARON JUDGE	13

RBI

1. Bernie Williams	MLB 80
2. Derek Jeter	61
3. Jorge Posada	42
4. Mickey Mantle	40
T5. Yogi Berra, Hideki Matsui	39

Walks

1. Bernie Williams	AL 71
2. Jorge Posada	70
3. Derek Jeter	66
4. Mickey Mantle	43
5. Alex Rodriguez	36

Batting Average (min. 75PA)

1. Lou Gehrig	.361 (43-for-119)
2. Thurman Munson	.357 (46-for-129)
3. Babe Ruth	.347 (41-for-118)
4. Billy Martin	.333 (33-for-99)
5. Reggie Jackson	.328 (39-for-119)

On-Base Percentage (min. 75PA)

1. Babe Ruth	.497
2. Lou Gehrig	MLB .483
3. Gene Woodling	.442
4. Reggie Jackson	.417
5. Jason Giambi	.409

Slugging Percentage (min. 75PA)

1. Babe Ruth	.788
2. Lou Gehrig	.731
3. Reggie Jackson	.672
4. GIANCARLO STANTON	.635
5. Charlie Keller	.611

Stolen Bases

1. Derek Jeter	18
T2. Phil Rizzuto	10
Alfonso Soriano	10
4. Bernie Williams	8
5. Alex Rodriguez	7

Hitting Streak

T1. Jeter (10/13/98-10/27/99)	MLBT 17
Bauer (10/3/56-10/4/58)	MLBT 17
T3. DJLEMAHIEU (10/12/19-10/8/20)	12
B. Williams (10/16/03-10/12/04)	12
Jeter (10/11/00-10/11/01)	12

PITCHING

Games

1. Mariano Rivera	MLB 96
2. Jeff Nelson	44
3. Andy Pettitte	40
4. Mike Stanton	31
5. David Robertson	30

Games Started

1. Andy Pettitte	AL 40
2. Whitey Ford	22
T3. CC Sabathia	18
Roger Clemens	18
5. Mike Mussina	15

Innings Pitched

1. Andy Pettitte	AL 251.1
2. Whitey Ford	146.0
3. Mariano Rivera	141.0
4. CC Sabathia	105.1
5. Roger Clemens	102.1

Wins

1. Andy Pettitte	AL 18
2. Whitey Ford	10
3. Orlando Hernández	9
T4. Mariano Rivera	8
CC Sabathia	8

Losses

1. Andy Pettitte	10
2. Whitey Ford	8
3. Mike Mussina	7
T4. Roger Clemens, Ed Figueroa, Phil Hughes, Catfish Hunter, CC Sabathia, Luis Severino, Masahiro Tanaka, Ralph Terry	4

Strikeouts

1. Andy Pettitte	167
2. Mariano Rivera	110
3. Orlando Hernández	101
4. Roger Clemens	99
5. CC Sabathia	97

ERA (min. 40.0IP)

1. Mariano Rivera	MLB 0.70
2. Waite Hoyt	1.62
3. Herb Pennock	2.06
4. Vic Raschi	2.24
5. Eddie Lopat	2.60

Saves (official stat since 1969)

1. Mariano Rivera	MLB 42
T2. Goose Gossage	7
John Wetteland	7
4. Aroldis Chapman	6
T5. Ken Clay, TOMMY KAHNLE, Sparky Lyle, Ramiro Mendoza, WANDY PERALTA	1

Shutouts

1. Whitey Ford	AL 3
2. Allie Reynolds	2
T3. Chandler, Clemens, Hoyt, Kucks, Larsen, Mays, Pearson, Raschi, Terry, Turley	1

Complete Games

1. Red Ruffing	8
2. Whitey Ford	7
3. Waite Hoyt	6
4. Allie Reynolds	5
T5. Lefty Gomez	4
Herb Pennock	4

Scoreless Innings Streak

Mariano Rivera holds the all-time MLB record, 33.1IP (9/29/98-10/17/00).



Yankees All-Time World Series Leaders

Please note that the players' totals listed below are as a Yankee only and do not include statistics accumulated while playing for other teams. KEY: MLB = All-time Major League leader with the total listed; AL = All-time American League leader with the total listed; T= Tied for lead.

BATTING

Games Played

1. Yogi Berra	MLB 75
2. Mickey Mantle	65
T3. Hank Bauer	53
Gil McDougald	53
5. Phil Rizzuto	52

At-Bats

1. Yogi Berra	MLB 259
2. Mickey Mantle	230
3. Joe DiMaggio	199
4. Gil McDougald	190
5. Hank Bauer	188

Runs

1. Mickey Mantle	MLB 42
2. Yogi Berra	41
3. Babe Ruth	37
4. Derek Jeter	32
5. Lou Gehrig	30

Hits

1. Yogi Berra	MLB 71
2. Mickey Mantle	59
3. Joe DiMaggio	54
4. Derek Jeter	50
5. Hank Bauer	46

Doubles

1. Yogi Berra	MLBT 10
2. Derek Jeter	9
3. Lou Gehrig	8
4. Elston Howard	7
T5. Seven players tied	6

Triples

1. Bill Johnson	MLBT 4
T2. Bauer, B. Brown, Gehrig, Martin, Meusel	3

Home Runs

1. Mickey Mantle	MLB 18
2. Babe Ruth	15
3. Yogi Berra	12
4. Lou Gehrig	10
T5. Joe DiMaggio	8
Reggie Jackson	8

RBI (official stat since 1920)

1. Mickey Mantle	MLB 40
2. Yogi Berra	39
3. Lou Gehrig	35
T4. Joe DiMaggio	30
Babe Ruth	30

Walks

1. Mickey Mantle	MLB 43
2. Babe Ruth	33
3. Yogi Berra	32
4. Phil Rizzuto	30
5. Lou Gehrig	26

Batting Average (min. 40PA)

1. B. Brown	.439 (18-for-41)
2. R. Jackson	.400 (22-for-55)
3. Hideki Matsui	.389 (14-for-36)
4. T. Munson	.373 (25-for-67)
5. Lou Gehrig	.361 (43-for-119)

On-Base Percentage (min. 40PA)

T1. Bobby Brown	.500
Reggie Jackson	.500
3. Babe Ruth	.497
4. Lou Gehrig	.483
5. Hideki Matsui	.463

Slugging Percentage (min. 40PA)

1. Reggie Jackson	.891
2. Babe Ruth	.788
3. Hideki Matsui	.750
4. Lou Gehrig	.731
5. Bobby Brown	.707

Stolen Bases

1. Phil Rizzuto	10
2. Bob Meusel	5
T3. Derek Jeter	4
Babe Ruth	4
T5. Damon, Mantle, Rivers	3

Hitting Streak

1. H. Bauer (10/3/56-10/4/58)	MLB 17
2. D. Jeter (10/26/96-10/26/00)	14
3. R. Jackson (10/14/77-10/25/81)	12
T4. B. Martin (10/1/55-10/10/56)	11
Y. Berra (10/2/53-10/4/55)	11

PITCHING

Games

1. Mariano Rivera	MLB 24
2. Whitey Ford	22
3. Jeff Nelson	16
T4. Allie Reynolds	15
Bob Turley	15

Games Started

1. Whitey Ford	MLB 22
2. Andy Pettitte	12
T3. Waite Hoyt	10
Red Ruffing	10
5. Allie Reynolds	9

Innings Pitched

1. Whitey Ford	MLB 146.0
2. Red Ruffing	85.2
3. Waite Hoyt	77.2
4. Allie Reynolds	77.1
5. Andy Pettitte	71.2

Wins

1. Whitey Ford	MLB 10
T2. Allie Reynolds	7
Red Ruffing	7
T4. Lefty Gomez	6
Waite Hoyt	6

Losses

1. Whitey Ford	MLB 8
T2. Andy Pettitte	4
Ralph Terry	4
T4. Bush, Frazier, Hoyt, Hunter, Mays, Raschi, Turley	3

Strikeouts

1. Whitey Ford	MLB 94
2. Allie Reynolds	62
3. Red Ruffing	61
4. Andy Pettitte	52
5. Waite Hoyt	48

ERA (min. 25.0IP)

1. Mariano Rivera	0.99
2. Monte Pearson	1.01
3. Roger Clemens	1.50
4. Spud Chandler	1.62
5. Waite Hoyt	1.62

Saves (official stat since 1969)

1. Mariano Rivera	MLB 11
2. John Wetteland	4
3. Goose Gossage	2

Shutouts

1. Whitey Ford	AL 3
2. Allie Reynolds	2
T3. Chandler, Hoyt, Kucks, Larsen, Mays, Pearson, Raschi, Terry, Turley	1

Complete Games

1. Red Ruffing	8
2. Whitey Ford	7
3. Waite Hoyt	6
4. Allie Reynolds	5
T5. Lefty Gomez	4
Herb Pennock	4

Scoreless Innings Streak

Whitey Ford holds the all-time MLB record, 33.0IP (10/8/60-10/04/62).



Yankees All-Time League Championship Series Leaders

Please note that the players' totals listed below are as a Yankee only and do not include statistics accumulated while playing for other teams. **KEY:** MLB = All-time Major League leader with the total listed; AL = All-time American League leader with the total listed; T= Tied for lead. The Divisional Play and the LCS began in 1969.

BATTING

Games Played (incl. pitchers)

1. Derek Jeter	MLB 54
2. Jorge Posada	45
3. Bernie Williams	41
4. Mariano Rivera	33
5. Brett Gardner	28

At-Bats

1. Derek Jeter	MLB 226
2. Bernie Williams	162
3. Jorge Posada	147
4. Tino Martinez	105
5. Paul O'Neill	89

Runs

1. Derek Jeter	32
2. Bernie Williams	31
3. Jorge Posada	21
4. Alex Rodriguez	18
5. Tino Martinez	15

Hits

1. Derek Jeter	AL 58
2. Bernie Williams	52
3. Jorge Posada	33
4. Hideki Matsui	27
5. Paul O'Neill	26

Doubles

T1. Derek Jeter	MLBT 10
Hideki Matsui	MLBT 10
Jorge Posada	MLBT 10
Bernie Williams	MLBT 10
T5. Martinez, Rodriguez, White	6

Triples

T1. Robinson Canó	2
Derek Jeter	2
T3. Berkman, Brosius, Chambliss, Girardi, Gregorius, Matsui, Nettles, Nuñez, Rivers, Sierra, Watson	1

Home Runs

1. Bernie Williams	9
2. Derek Jeter	7
T3. Graig Nettles	5
Alex Rodriguez	5
T5. Canó, JUDGE, O'Neill, Posada, Strawberry	4

RBI

1. Bernie Williams	MLB 33
2. Derek Jeter	24
T3. Hideki Matsui	17
Graig Nettles	17
Jorge Posada	17

Walks

1. Jorge Posada	AL 32
2. Derek Jeter	29
3. Bernie Williams	25
4. Alex Rodriguez	15
5. Chuck Knoblauch	12

Batting Average (min. 40PA)

1. Rivers	.386 (22-for-57)
2. Chambliss	.340 (18-for-53)
3. Munson	.339 (21-for-62)
4. Matsui	.333 (27-for-81)
5. B. Williams	.321 (52-for-162)

On-Base Percentage (min. 40PA)

1. Roy White	.422
2. Mickey Rivers	.417
3. Bernie Williams	.413
4. Alex Rodriguez	.396
5. Hideki Matsui	.389

Slugging Percentage (min. 40PA)

1. Graig Nettles	.557
2. Hideki Matsui	.556
3. Roy White	.553
4. Bernie Williams	.549
5. Alex Rodriguez	.524

Stolen Bases

1. Derek Jeter	8
T2. Alfonso Soriano	4
Bernie Williams	4
4. Brett Gardner	3
T5. Chambliss, R. Jackson, JUDGE, Martinez, O'Neill, Rodriguez, Vizcaino	2

Hitting Streak

1. Jeter (10/16/04-10/22/09)	10
T2. A. Rodriguez (10/16/09-10/16/10)	8
Matsui (10/14/03-10/18/04)	8
B. Williams (10/9/96-10/9/98)	8
T5. Canó, Martinez, Jeter, Munson	7

PITCHING

Games

1. Mariano Rivera	MLB 33
2. Jeff Nelson	14
3. Andy Pettitte	13
4. David Robertson	12
5. Joba Chamberlain	10

Games Started

1. Andy Pettitte	13
T2. Orlando Hernández	7
CC Sabathia	7
T4. Roger Clemens	5
Mike Mussina	5

Innings Pitched

1. Andy Pettitte	86.0
2. Mariano Rivera	48.2
3. Orlando Hernández	47.0
4. CC Sabathia	40.0
5. Mike Mussina	34.0

Wins

1. Andy Pettitte	7
T2. Orlando Hernández	4
Mariano Rivera	4
CC Sabathia	4
5. David Wells	3

Losses

1. Phil Hughes	4
2. Luis Severino	3
T3. Aroldis Chapman	2
Ed Figueroa	2
Mike Mussina	2
Denny Neagle	2
Jeff Nelson	2
Andy Pettitte	2
CC Sabathia	2
Masahiro Tanaka	2

Strikeouts

1. Andy Pettitte	51
2. Orlando Hernández	46
3. Mike Mussina	35
4. Mariano Rivera	34
5. Roger Clemens	32

ERA (min. 20.OIP)

1. Mariano Rivera	0.92
2. Masahiro Tanaka	1.88
3. David Wells	2.70
4. Orlando Hernández	3.26
5. David Cone	3.33

Saves (official stat since 1969)

1. Mariano Rivera	MLB 13
T2. Aroldis Chapman	2
Goose Gossage	2
T4. Clay, Lyle, Mendoza, Wetteland	1

Shutouts

1. Roger Clemens	MLBT 1
------------------	--------

Complete Games

T1. Roger Clemens	1
Ron Guidry	1
Catfish Hunter	1
Rudy May	1



Yankees All-Time Division Series Leaders

Please note that the players' totals listed below are as a Yankee only and do not include statistics accumulated while playing for other teams. **KEY:** MLB = All-time Major League leader with the total listed; AL = All-time American League leader with the total listed; T = Tied for lead. The Division series was played in the strike-shortened 1981 season and every year since 1995.

BATTING

Games Played (incl. pitchers)

1. Derek Jeter	MLB 66
2. Jorge Posada	51
3. Bernie Williams	48
4. Mariano Rivera	39
5. Alex Rodriguez	32

At-Bats

1. Derek Jeter	MLB 268
2. Bernie Williams	183
3. Jorge Posada	173
4. Alex Rodriguez	119
5. Robinson Canó	117

Runs

1. Derek Jeter	MLB 47
2. Bernie Williams	36
3. Jorge Posada	25
4. Paul O'Neill	18
5. Hideki Matsui	15

Hits

1. Derek Jeter	MLB 92
2. Bernie Williams	51
3. Jorge Posada	49
T4. Robinson Canó	27
Paul O'Neill	27
Alex Rodriguez	27

Doubles

1. Bernie Williams	MLB 16
2. Derek Jeter	13
T3. Robinson Canó	8
Jorge Posada	8
5. Tino Martinez	7

Triples

T1. Curtis Granderson	2
Derek Jeter	2
T3. Robinson Canó	1
David Justice	1
Jorge Posada	1

Home Runs

1. Derek Jeter	10
2. Bernie Williams	8
T3. AARON JUDGE	6
Paul O'Neill	6
GIANCARLO STANTON	6

RBI

1. Bernie Williams	MLB 33
2. Derek Jeter	28
3. Robinson Canó	23
4. GIANCARLO STANTON	17
T5. Paul O'Neill	14
Jorge Posada	14
Alex Rodriguez	14

Walks

1. Bernie Williams	AL 26
2. Derek Jeter	24
3. Jorge Posada	21
4. Alex Rodriguez	18
5. Hideki Matsui	15

Batting Average (min. 40PA)

1. Jeter	.343 (92-for-268)
2. Giambi	.311 (19-for-61)
3. Hicks	.311 (14-for-45)
4. TORRES	.283 (17-for-60)
5. Posada	.283 (49-for-173)

On-Base Percentage (min. 40PA)

1. Jason Giambi	.440
2. Derek Jeter	.397
3. Didi Gregorius	.388
4. Aaron Hicks	.385
5. GLEYBER TORRES	.377

Slugging Pct. (min. 40PA)

1. GIANCARLO STANTON	.542
2. Derek Jeter	.519
3. Didi Gregorius	.512
4. Paul O'Neill	.505
5. Curtis Granderson	.500

Stolen Bases

T1. Derek Jeter	6
GLEYBER TORRES	6
3. Alfonso Soriano	5
4. Alex Rodriguez	4
5. Brett Gardner	3

Hitting Streak

1. Jeter (10/14/01-10/4/05)	MLB 15
2. B. Williams (10/4/02-10/7/05)	13
3. O'Neill (10/5/96-10/7/99)	11
4. Matsui (10/4/03-10/7/05)	9
T5. TORRES (10/5/18-10/5/20)	8
Granderson (10/6/10-10/6/11)	8
Jeter (10/8/07-9/30/11)	8
A. Rodriguez (10/7/07-10/9/10)	8

PITCHING

Games

1. Mariano Rivera	MLB 39
2. Andy Pettitte	15
T3. Jeff Nelson	14
David Robertson	14
5. Mike Stanton	12

Games Started

1. Andy Pettitte	AL 15
2. CC Sabathia	9
3. Roger Clemens	8
4. Mike Mussina	7
5. David Cone	5

Innings Pitched

1. Andy Pettitte	AL 93.2
2. Mariano Rivera	56.0
3. CC Sabathia	51.2
4. Mike Mussina	45.0
5. Roger Clemens	41.1

Wins

1. Andy Pettitte	6
2. CC Sabathia	4
T3. GERRIT COLE	3
Orlando Hernández	3
David Robertson	3
Masahiro Tanaka	3
David Wells	3

Losses

T1. Mike Mussina	4
Andy Pettitte	4
T3. Roger Clemens	3
Chien-Ming Wang	3
T5. J.A. Happ	2
Jack McDowell	2

Strikeouts

1. Andy Pettitte	64
2. CC Sabathia	55
3. Mariano Rivera	44
4. Mike Mussina	34
5. GERRIT COLE	33

ERA (min. 20.0IP)

1. Mariano Rivera	MLB 0.32
2. Phil Hughes	1.52
3. Orlando Hernández	1.98
4. GERRIT COLE	2.55
5. Masahiro Tanaka	3.00

Saves (official stat since 1969)

1. Mariano Rivera	MLB 18
2. Aroldis Chapman	4
3. Goose Gossage	3
4. John Wetteland	2
T5. TOMMY KAHNLE	1
Wandy Peralta	1

Shutouts

Yankees pitchers have never thrown a shutout in the ALDS.

Complete Games

T1. CC Sabathia	ALT 1
David Wells	ALT 1



Yankee STADIUM



The New York Yankees began a new chapter in their storied history with the opening of Yankee Stadium in 2009. Located directly across the street from the site of the original, the Stadium's architecture is a celebration of the spirit and tradition of the franchise. While firmly rooted in the past, the Stadium has a vision toward the future, incorporating the best in technology and state-of-the-art guest services.

All of the Stadium's modern amenities exist within the framework of classic elements of the original, most notably the instantly recognizable frieze that again circles the grandstand. Among the countless fan-friendly elements, massive video boards give Yankees fans more information than ever before, and concessions have been placed on concourses that allow for continuous viewing of the game.

Yankee Stadium, as a living museum, has been designed to set the standard—much like the team has done with its 27 World Championships.



The current Yankee Stadium [L] and the original in 2008.

HOMAGE TO THE ORIGINAL

The current Yankee Stadium evokes the spirit of the original, while restoring many of the lost treasures from before the renovations of 1974-75.

The signature frieze once again outlines the top of the Stadium bowl. As in the past, it is attached to a roof that extends into the Stadium, covering the top rows of the Grandstand.

Monument Park has been relocated to its original position in center field, albeit behind the fence, unlike before the renovation when the monuments were on the playing field. All plaques, monuments and tribute displays for the Yankees who have had their numbers retired are on display for fans, who may visit Monument Park when it is open prior to home games.

On the Main Level, near Section 210, the **New York Yankees Museum presented by Bank of America**—a museum within the living museum that is Yankee Stadium—presents Yankees history through displays of artifacts and memorabilia. Items include a "Ball Wall" with hundreds of signed baseballs from Yankees greats,



Gate 4 at Yankee Stadium

Thurman Munson's locker from the original Yankee Stadium and a replica of a locker from the Yankees clubhouse in the current Stadium. On game days, fans are welcome in the museum beginning 90 minutes prior to the scheduled first pitch until the end of the eighth inning (subject to change based on regulations in place for 2024). On non-game days, visitors can enjoy the museum when Yankee Stadium Tours are in operation.

Babe Ruth Plaza, located on the south side of the Stadium in between Gates 4 and 6, honors the man proverbially credited with building the original House that Ruth Built. Through a series of storyboards displayed on light posts, the Babe's life story is recounted throughout the plaza.

THE STADIUM SITE

The Yankees are proud to play in the Bronx, which is home to approximately 1.5 million residents and is one of the five boroughs that make up New York City.

The Stadium sits on former parkland from Macombs Dam Park and Mullaly Park, with the Stadium grounds bounded by Jerome Avenue to the west, River Avenue to the east, and 161st Street to the south. The northern edge of the site is located between 162nd Street and 164th Street. In a nod to tradition, the footprint of the original Stadium has been replicated in the new Stadium.

Yankee Stadium is the fourth permanent home of the New York Yankees, following Hilltop Park (1903-12), the Polo Grounds (1913-22), and the original Yankee Stadium (1923-73, '76-2008). The Yankees also played two full seasons at Shea Stadium (1974-75) in Queens when the original Stadium underwent remodeling.



INNOVATIVE ARCHITECTURE AND MODERN AMENITIES

One of the goals in building Yankee Stadium was to bring fans closer to the action in a facility more attuned to modern needs and expectations. The new building is 63 percent larger than the original Stadium with about 500,000 square feet of additional space.

Improved sight lines, wider concourses and the installation of nearly 1,400 high-definition video monitors throughout the Stadium all ensure guests won't miss a minute of on-field action while in their seats or at concession stands. In addition to the live game broadcast, these centrally controlled Internet protocol monitors can also provide up-to-the-moment news, scores, weather, traffic information and safety updates.

The **Great Hall** is a 31,000-square-foot space located between the Stadium's exterior wall and the interior of the Stadium. Spanning from Gate 4 to Gate 6, it is covered overhead but has massive open-air archways, which help support the Yankees' green initiatives. It is home to large banners bearing the images of past Yankees greats from Babe Ruth and Lou Gehrig to more modern stars such as Don Mattingly and Paul O'Neill. A 24-foot-high-by-36-foot-wide 10mm



The Great Hall stretches from Gate 4 to Gate 6.

true high-definition video board and a 5-foot-by-386-foot LED ribbon board immediately greet guests who enter through this portion of the Stadium.

The audio/visual experience at Yankee Stadium is highlighted by a 59-foot-high-by-101-foot-long 16mm true high-definition centerfield video board, which is flanked by two smaller video boards that display day-of-game lineups, game-in-progress information, statistics and out-of-town scores. Additionally, the entire length of the Terrace Level is spanned by a 3-foot-high, 1,278-foot long full-color LED ribbon board. A distributed sound system optimizes speaker placement for audio quality vastly superior to that in the original Stadium. The entire Stadium is built with a future-proof infrastructure that is easily adaptable to new technologies.

The 7,000-square-foot state-of-the-art **DigaCore Banquet and Conference Center** is designed to meet the needs of guests who wish to host business functions in the ballpark.

Statue of Yogi Berra in the New York Yankees Museum presented by Bank of America



URBAN PLANNING

The site for Yankee Stadium was in part selected for its proximity to mass transit. Like the original Stadium, it is served at the 161st Street/Yankee Stadium subway stop by the No. 4, B and D trains.

Metro-North offers train service to Yankee Stadium from anywhere in its service territory, and Yankee Stadium is accessible by New York City Transit bus lines. For more information, call the MTA at 511 or visit www.mta.info.

Pedestrian access points are located at Yankee Stadium's four gates: **Gate 2** on Jerome Ave. and 164th St.; **Gate 4** at Jerome Ave. and 161st St.; **Gate 6** at River Ave. and 161st St.; and **Gate 8** at River Ave., south of 164th St.



View of Gate 6 and Babe Ruth Plaza from the No. 4 train stop outside of Yankee Stadium.



RETAIL & FOOD OPTIONS

There are many distinct retail stores in Yankee Stadium, including the **Yankees Team Store behind home plate on the Field Level** (which houses the largest selection of Yankees merchandise) and the **Yankees Team Store at Gate 6** (Please call 646-977-8777 for year-round store hours).



NYY Steak is located at Gate 6.

Yankee Stadium is also home to two premier dining establishments. The iconic **Hard Rock Cafe Yankee Stadium** at Gate 6 houses music memorabilia and Yankees-related pieces. **NYY Steak** is located above the Hard Rock Cafe, and offers an upscale dining experience, including dry aged USDA prime steaks, fresh seafood and an impressive collection of premium wines.

More casual fare can be found at the Pepsi Food Court on the third-base side of the Field Level concourse and in other locations throughout the Stadium. For more information, please visit “Social Areas Open to All Fans at Yankee Stadium” in this section of the book.

DISABLED SERVICES

Yankee Stadium management strives to provide an accessible environment for all its Guests. Wheelchair accessible and designated aisle-transfer seats are available at various price points and locations. Yankee Stadium also offers enhanced accessibility for Guests with hearing loss or low vision and for Guests who are deaf or blind. For more information, please visit www.yankees.com/disableservices. You may also e-mail disableservices@yankees.com or call (718) 579-4510 (voice) or (718) 579-4595 (TTY).

There are two dedicated open-caption video boards for Guests who are deaf or have hearing loss: one in left field, just below Section 233B, and one in right field, just below Section 206. Captioning is also provided on the right-center field video board, on the high-definition video board in the Great Hall, on high-definition televisions throughout Yankee Stadium and on the video board in the New York Yankees Museum presented by Bank of America.

COMMITMENT TO SAFETY

In 2012, Yankee Stadium became the first sports venue in the United States to be covered with a federal SAFETY Act designation and certification from the U.S. Department of Homeland Security. In 2017, Yankee Stadium became the first sports venue in the United States to be renewed under the SAFETY Act designation and certification by the U.S. Department of Homeland Security.

As part of Major League Baseball’s initiative to standardize security procedures at all 30 Major League parks, all Guests are required to be screened via metal detectors before entering Yankee Stadium. These procedures, which result from MLB’s continuing work with the Department of Homeland Security, are in addition to bag checks that are now uniform throughout MLB.

Due to the enhanced security measures, the Yankees strongly urge all fans to budget extra time for entry into the ballpark when planning their trip to the Stadium.

“Nothing is more important to us at Yankee Stadium than the safety of the fans we serve,” said Yankees Chief Operating Officer Lonn Trost. “To that end, we are committed to the procedures that Major League Baseball and the Department of Homeland Security have asked us to implement. We want our fans to feel safe in Yankee Stadium, and our staff is dedicated to maintaining the highest security standards possible.”

BRONX INCENTIVES

Yankee Stadium is one of the premier building projects to take place in the Bronx in the last 60 years. The hard work and dedication of engineers, architects and construction professionals in building and designing the Stadium made the facility one of the most impressive and fan-friendly venues in the Majors. Equally important was the project’s dedication to support local community groups, institutions and residents as the Yankees remain devoted to the long-term development of the Bronx.

Building a new state-of-the-art facility required an army of talented and experienced professionals. As part of the Yankees’ commitment to ensure the Stadium project created economic opportunities in the Bronx, the Yankees made a concerted effort to recruit a wide range of vendors and employees from the local community. Of the 190 contracts awarded, 63 were allotted to Bronx-based businesses (accounting for over 33 percent of the contracts and resulting in \$133 million in contracts to Bronx-based businesses). The Yankees also stayed committed to hiring at least 25 percent of the total workforce from Bronx residents, again providing incentive to the surrounding community.

In conjunction with the construction of the Stadium, the Yankees also established a \$1 million grant for professional skills training for Bronx residents. Among the supported initiatives was Project H.I.R.E. (Help In Re-entering Employment), which taught Bronx residents functional construction skills for practical use in local building projects. ❧



SUSTAINABILITY INITIATIVES at Yankee Stadium



VISION OF SUSTAINABILITY

The New York Yankees organization recognizes our responsibility to protect and promote the well-being of our community. Accordingly, the Yankees remain committed to inspiring our partners, players, fans and employees to create a sustainable environmental legacy.

In pursuit of these goals, the Yankees seek to measure and minimize identifiable environmental impacts related to our operations, including greenhouse gas emissions, energy use, water use and waste generation. The Yankees are committed to compliance with all applicable environmental regulations, and we support the development of innovative economic and socially beneficial solutions to help reduce or offset the direct and indirect impacts we engender.

YANKEES BECOME FIRST MAJOR NORTH AMERICAN SPORTS TEAM TO JOIN THE UN SPORTS FOR CLIMATE ACTION FRAMEWORK

On April 3, 2019, the New York Yankees became the first major North American sports team to sign on to the UN Sports for Climate Action Framework, the aim of which is to bring greenhouse emissions in line with the Paris Climate Change Agreement and inspire others to take ambitious climate action. The team joins numerous prominent international organizations committed to the Framework, including the International Olympic Committee, FIFA, the French Tennis Federation-Roland Garros, Paris 2024 Summer Olympics, Rugby League World Cup 2021, Tokyo 2020 Summer Olympics, UEFA, World Surf League, Formula E, and others.

"The New York Yankees are proud to support the United Nations Sports for Climate Action Framework," said Yankees Managing General Partner Hal Steinbrenner. "For many years the Yankees have been implementing the type of climate action now enshrined in the Sports for Climate Action principles, and with this pledge the Yankees commit to continue to work collaboratively with our sponsors, fans and other relevant stakeholders to implement the UN's climate action agenda in sports."

COMMITMENT TO THE UN SUSTAINABLE DEVELOPMENT GOALS:


In 2015, 195 countries agreed to adopt the United Nations Sustainable Development Goals that outline the features that comprise a sustainable community. Promoting these "17 Sustainable Development Goals" is fundamental to the operation of Yankee Stadium, and we work to do so through ecologically intelligent procurement, carefully considered operational practices and collaboration with local agencies and business partners.

Listed below are some of the ecologically intelligent measures being taken at Yankee Stadium to promote sustainability.

High Efficiency LED Lighting: Prior to the 2016 Major League Baseball season, the Yankees installed the newest, most efficient lighting in the world, known as light-emitting diodes (LED). At the time we installed LED field lighting, Yankee Stadium became only the second MLB stadium to use the most state-of-the-art energy-efficient lighting system available. The LED lights used at Yankee Stadium are 40% more efficient and 50% brighter than the previous field lighting used at the Stadium, which were also the most efficient lights available for use at the time. Increased Color Temperature of the light produced results in higher contrast, improving player reaction time, alertness and visual acuity. Improved Color Rendering provides the truest colors the human eye can see. Reduced Flicker Rate means the lighting can now support UHD Ultra Slow Motion filming. Improved optical design with twice the aiming points reduces glare and light pollution, and the energy saved from the new field lighting is enough to power about 45 homes every day.



On Earth Day 2019, the Yankees were joined by Satya S. Tripathi [second from L], the UN Assistant Secretary-General and Head of New York Office at UN Environment, who took part in a pregame ceremony recognizing the Yankees' support of the UNFCCC.



The Yankees installed new LED lighting prior to the 2016 season, reducing Yankee Stadium's carbon footprint.



Energy Efficient Technologies and Design: The Great Hall at Yankee Stadium, through which the majority of guests arrive, is the largest open air public entry at any sports venue in the world, a 31,000 square-foot inspirational space spanning from Gate 4 to Gate 6. By building this area with massive open-air archways that allow for natural cooling and ventilation, the space requires no air conditioning. Through the use of natural air-cooling, the energy savings per game is approximately the same as 125 New York City apartments shutting off their air-conditioning on a hot summer day.

The Stadium's interior is controlled by automation technologies designed to identify and eliminate wasted or inefficient energy use, and the Stadium's high-tech energy management program ensures that energy use is reduced, and the efficiency of all equipment used is optimized. Additionally, the diverse systems used to operate Yankee Stadium are carefully calibrated to specific usage patterns, reducing the power consumption of lighting and ventilation systems when they're not needed. Most recently, as a result of the findings from a full-Stadium energy-efficiency audit performed by ConEd, the Yankees installed two new high-efficiency chillers during the 2023-24 offseason to replace four less-efficient chillers.



The majority of Yankee Stadium guests enter the building via the 31,000-sq.-foot Great Hall. By building this area with massive open-air archways that allow for natural cooling and ventilation, it does not require air conditioning.

Monitoring, Reducing, and Compensating for Unavoidable GHG Emissions: The Yankees have been monitoring key environmental performance indicators related to Stadium operations and procurement since 2009, when the new Stadium opened.

Energy use, greenhouse gas emissions, water use, waste management, recycling, composting, transportation, and procurement of goods and services, among other impact categories, are regularly evaluated to the best of our ability in an effort to identify opportunities for improvement in reducing eco-impacts. Even the most efficient operations, including aviation and other forms of travel, can engender unavoidable greenhouse gas (GHG) emissions. Examples of GHG impacts that the Yankees carefully try to identify and reduce include overall energy use, team and employee travel, non-electric motors, recyclable & non-recyclable wastes and leaks of refrigerants. Our focus is on implementing emission reduction as soon as feasible. For our unavoidable team aviation emissions, we have invested in a limited amount of high quality, third-party verified GHG offsets that have been carefully chosen to advance the United Nations' Sustainable Development Goals. These offsets provide a variety of benefits through the creation of employment opportunities, the protection of biodiversity, and improving health and safety in various communities. The Yankees are committed to leading the way towards a low-carbon, more-sustainable future.

Mass Transit: Yankee Stadium benefits from one of the greatest mass transit systems of any city in the world. Located within close proximity of the subway, Metro-North, frequent public bus service, nearby public bike-sharing stations, and other eco-preferable transportation options, visitors to Yankee Stadium benefit from the largest and most diverse range of eco-preferable public transit options in Major League Baseball. In collaboration with the NYC Department of Transportation (DOT), there are three nearby high-capacity bike-sharing stations around the Stadium, and their strategic placement supports the DOT's broader plan to expand bicycle access throughout the Bronx. Moreover, Yankee Stadium owns no public parking garages, and encourages guests and employees to use eco-preferable public transportation options to reduce their contribution to GHG emissions.

Composting and Recycling: The Yankees are committed to achieving Zero Waste and promoting a circular economy based on composting, recycling, and the recovery and use of waste oil. According to the Zero Waste International Alliance, at least 90% of waste must be diverted from landfills to make a legitimate claim of Zero Waste, and the Yankees' concerted effort to reach that goal encompasses a variety of strategies. Concession stands provide fans compostable food-service packaging (trays, boxes, plates, and cups) and cutlery, rather than non-compostable petroleum-based plastics, and priority is given to composting food waste to avoid combustors and landfilling. Cardboard, glass, metal, plastics and paper are recycled as well. Our commitment to reduce food waste also includes donations of wrapped, unused food to organizations such as Rock and Wrap It Up, which directly combats hunger in the metropolitan area.

For the last few seasons, the diversion rate at Yankee Stadium has ranged between 75% to 85% percent of its total trash, making the Stadium one of the most successful recycling venues in all of sports. The use of trash compactors for the small percentage of non-recovered waste at Yankee Stadium improves air quality by reducing the number of trash packer trucks needed. The trucks that are required use Ultra Low Sulfur diesel, which produces fewer emissions into the air, and these emissions are offset by the Yankees.

Recovery of Waste Cooking Oil: During a typical season, more than 20,000 gallons of cooking oil are recovered and recycled from Yankee Stadium. This oil is used to produce more than 18,600 gallons of biodiesel fuel which, when used in vehicles, results in an annual carbon reduction of approximately 30,000 pounds — or 15 tons — equivalent to the annual emissions of 27 cars.

Water Conservation: Yankee Stadium is a responsible steward when it comes protecting New York City's precious and irreplaceable water system. Through careful monitoring and the installation of high-efficiency plumbing fixtures, Yankee Stadium has reduced its water use by 22% compared to when it opened in 2009, resulting in more than 3 million gallons of water saved per year.

Healthy Air Quality: Yankee Stadium uses high-performance filters and a regular replacement program to ensure particle removal effectiveness of MERV 13 or greater, for better air quality and energy efficiency in our HVAC system.

Smart Construction: The structural steel used in the construction of Yankee Stadium was fabricated from recycled material, and the concrete forms were reusable. Used recycled concrete aggregate was incorporated into the concrete design mix. All construction vehicles and equipment were required to use low-sulfur fuel. During construction, 75 percent of construction waste was diverted from landfills.



YANKEES ESTABLISH FIRST ENVIRONMENTAL SCIENCE APPOINTEE POSITION IN PROFESSIONAL SPORTS

On Jan. 29, 2019, the New York Yankees announced the creation of an environmental science advisor position, appointing recognized industry leader Dr. Allen Hershkowitz to the new role, the first of its kind in professional sports. The appointment represents a defining moment in the team's decades-long commitment to sustainability and serves to deepen an existing dedication to environmentally-friendly practices and community-wide awareness. Recognized as one of the most environmentally intelligent and healthiest sports venues in the world, with Hershkowitz as Environmental Science Advisor, the Yankees will look to further advance their efforts and invest in the development of best practices that can be adopted by organizations across the sport sector. Specifically, Hershkowitz will seek to guide new and existing environmental initiatives for the Yankees and at Yankee Stadium, with a primary focus on the areas of energy use, waste management, water conservation, and food services.



YANKEES RECOGNIZED BY NEW YORK STATE AS LEADER IN INNOVATION AND SUSTAINABILITY

At the 13th Annual New York State Environmental Excellence Awards on Nov. 15, 2016, the N.Y. State Department of Environmental Conservation recognized the Yankees among eight New York-based organizations for their state-of-the-art programs and commitment to environmental sustainability, social responsibility and economic viability.

"DEC is proud to present Environmental Excellence Awards to these eight businesses and organizations that have demonstrated outstanding leadership in adopting innovative solutions to protect our environment and enhance our economy," said DEC Commissioner Basil Seggos. "These projects set a high bar for others to follow in addressing critical environmental and public health issues such as increasing energy efficiency, cleaning up our waters, keeping materials out of landfills, and making our healthcare sector more sustainable."

"It is vitally important that we help promote sustainability and reduce our impact on the environment," said Yankees Senior Vice President of Stadium Operations Doug Behar. "We have implemented an array of green initiatives at Yankee Stadium and continue to look for new and better ways to conserve natural resources, educate our guests and Yankees Team Members, and support and partner with programs that promote sustainability. We are humbled to receive this award from the State and will continue to work hard to further our efforts in sustainability."

YANKEES WIN ENVIRONMENTAL LEADERSHIP AWARD FROM GREEN SPORTS ALLIANCE



On June 4, 2015, with former MLB Commissioner Bud Selig, in attendance, the Yankees received the 2015 Environmental Leadership Award, presented by the Green Sports Alliance. The award recognizes a sports team and venue that best exemplifies the practices of promoting a sustainable environment. Green Sports Alliance members represent nearly 300 sports teams and venues from 20 different sports leagues and 14 countries across the world. Yankees President Randy Levine [third from L] and S.V.P. of Stadium Operations Doug Behar [second from R] accepted the award on behalf of the organization.



Yankee Stadium Achieves WELL Health-Safety Rating

On August 26, 2020, the International WELL Building Institute (IWBI) announced that Yankee Stadium, the home of the New York Yankees, was the first sports and entertainment venue in the world to achieve the WELL Health-Safety Rating for Facility Operations and Management. The rating requirements, which were fulfilled by the club, serve as a blueprint for best operating procedures to help combat COVID-19, while also providing world-class standards for overall health and safety. By achieving this designation, which has been confirmed by a third-party verifier, Green Business Certification Inc. (GBCI), the club can operate with confidence that they are utilizing best practices for players and staff, and that they are appropriately accommodating fans in coordination with Major League Baseball and local governmental authorities.



Launched in June 2020 and created by IWBI, the WELL Health-Safety Rating is informed by guidance developed by the World Health Organization (WHO), U.S. Centers for Disease Control and Prevention (CDC), global disease control and prevention centers and emergency management agencies, recognized standard-making bodies, such as ASTM International and ASHRAE, and leading academic and research institutions. IWBI has leveraged insights from its Task Force on COVID-19, established at the outset of the pandemic to help business and building leaders integrate actionable insights and proven strategies in the fight against COVID-19 and other respiratory infections.

The WELL Health-Safety Rating achieved by the Yankees is an evidence-based, third-party verified rating for all new and existing buildings and spaces. The WELL Health-Safety Rating provides operational policies, maintenance protocols, emergency plans and stakeholder engagement strategies to help organizations prepare and maintain their spaces in an environment affected by COVID-19. The Yankees joined more than 100 organizations, encompassing over 500 facilities, who enrolled in the documentation-based program at launch and who have begun implementing its scientific guidance.

"The COVID-19 pandemic has underscored to companies in every sector how critically important it is to be prepared for a crisis. The Yankees have demonstrated outstanding leadership by taking immediate and thoughtful action to help support the health and safety of their players, fans and employees," said Rick Fedrizzi, IWBI chairman and CEO. "We are proud to celebrate this achievement with the Yankees."

Adapted from features in the WELL Building Standard (WELL) that focus on facility maintenance and operations, the WELL Health-Safety Rating is designed to guide and empower the actions of large and small businesses alike in taking the necessary steps to maintain facilities that prioritize the health and safety of their staff, visitors and stakeholders. It also serves as an annual process that supports efforts to promote long-term health and safety.

"Working with IWBI to achieve the WELL Health-Safety Rating allowed us to focus and implement the most effective and efficient methods known to help mitigate the risk of COVID-19 transmission for those whose workplace is Yankee Stadium and for the general public, which enjoys the venue for games and events," said Yankees Senior Vice President of Stadium Operations Doug Behar. "Given that WELL criteria have been informed by renowned experts and standard-making bodies in this field gives us confidence that we are taking appropriate preventative measures to support the health and safety of our players, field staff, employees and fans. Reaching this level and receiving third-party verification from GBCI was a long and uncompromising road, but one that is clearly in the best interests of everyone who steps foot into Yankee Stadium."

Yankee Stadium achieved the WELL Health-Safety Rating by implementing features across five categories:

- Air and water quality management, which includes assessing the ventilation and fresh air supply through mechanical or natural means and reviewing our inventory of all filters and ultraviolet germicidal irradiation (UVGI) equipment.
- Cleaning and sanitization procedures, including ensuring proper handwashing and surface contact by staff, improving cleaning practices and their frequency, and selecting cleaning products that disinfect without harmful ingredients.
- Emergency preparedness programs, which provide a blueprint for dealing with unforeseen events and providing an actionable plan for re-entry after an emergency event.
- Health service resources, which promote the well-being of employees through screening services, mental health services, seasonal vaccination programs and a smoke-free environment.
- Stakeholder engagement and communications, which include employing proper signage throughout Yankee Stadium and promoting health literacy to employees, partners and patrons, including food service safety verification.

"The Yankees already had many of these strategies in place and used the WELL Health-Safety Rating to further strengthen their COVID-19 response and to document and verify these actions with our third-party reviewer GBCI," said Rachel Gutter, IWBI president. "As a result, players, staff and fans can feel confident that the Yankees have implemented our research-backed strategies to provide a safer and healthier environment to play ball."

"Restoring the sports and entertainment sectors is among the most complicated challenges the COVID-19 pandemic has engendered, socially and biologically. The New York Yankees' effort to provide confidence to its players, staff and its community is a model for all sports venues to emulate," said Allen Hershkovitz, Environmental Science Advisor to the Yankees and Co-Chair of the International WELL Building Institute Advisory for Sports and Entertainment Venues.

To learn more about the WELL Health-Safety Rating, visit <https://www.wellcertified.com/health-safety>.



Yankee Stadium Firsts



First Regular Season Game: 4/16/09 (Cleveland 10 - Yankees 2)

All "firsts" from this game unless otherwise noted.

STARTING LINEUPS

Yankees: Derek Jeter-SS, Johnny Damon-LF, Mark Teixeira-1B, Nick Swisher-RF, Jorge Posada-C, Robinson Cano-2B, Hideki Matsui-DH, Cody Ransom-3B, Brett Gardner-CF, CC Sabathia-P; **Indians:** Grady Sizemore-CF, Mark DeRosa-3B, Victor Martinez-1B, Jhonny Peralta-SS, Shin-Soo Choo-DH, Ben Francisco-RF, Kelly Shoppach-C, Tony Graffanino-2B, Trevor Crowe-LF, Cliff Lee-P

BATTING

Out: Sizemore (Clev.), first-inn., ground out to 1B
Hit: Damon, first-inning single to CF
HR: Posada, solo, fifth-inn., to CF off C. Lee (Clev.)
Run Scored: Francisco (Clev.), fourth inn.
RBI: Shoppach (Clev.), fourth inn.
Stolen Base: Damon, first inn. (4/17/09 vs. Clev.)

PITCHING

Pitch: Sabathia to Sizemore (Clev.), first inn. (ball)
Win: Lee (Clev.)
Save: Rivera, 4/17/09 vs. Cleveland
Strikeout: Sabathia (V. Martinez, swinging, first inn.)

GAMES

Exhibition Game: 4/3/09, Yankees 7 - Chicago-NL 4
Reg. Season Game: 4/16/09, Cleveland 10 - Yankees 2
NY Yankees Win: 4/17/09 vs. Cleveland (6-5, WP-Bruney, SV-Rivera)

OTHER

Star-Spangled Banner Performer: Kelly Clarkson
God Bless America Singer: Ronan Tynan
Ceremonial First Pitch: Yogi Berra



Newly-acquired free-agent CC Sabathia tosses the first regular season pitch in Yankee Stadium history to Cleveland's Grady Sizemore on April 16, 2009.

Yankee Stadium Construction Timeline

JUNE 15, 2005 – The Yankees announce plans for a new Yankee Stadium to be constructed on parkland north of 161st Street – adjacent to the original Stadium's longtime site.

AUG. 16, 2006 – The Yankees break ground for Yankee Stadium at a ceremony featuring George M. Steinbrenner, N.Y. Governor George Pataki, N.Y.C. Mayor Michael Bloomberg, Bx. Borough Pres. Adolfo Carrion & MLB Commissioner Bud Selig.

OCT. 2006 – The first concrete is poured.

DEC. 2007 – The first piece of frieze is put in place.

DEC. 2007 – The Stadium is considered 50% completed.

JAN. 14-15, 2008 – Limestone Panels containing "YANKEE STADIUM" gold lettering are installed above Gate 4.

MAR. 29, 2008 – Eagle medallions inspired by those on the 1923 Stadium are lifted into place above Gate 4.

APRIL 2008 – Frieze installation is completed.

MAY 1, 2008 – A "topping off" ceremony is held to commemorate the completion of the steel structure.

MAY 2008 – The foul poles and first seats are installed.

JUNE 18, 2008 – The Yankees hold their first press conference at the new Yankee Stadium, announcing a long-term agreement with Seminole Hard Rock Entertainment to open a Hard Rock Cafe near Gate 6. In addition, the Yankees introduce the newly-branded NYY Steak, a prime steakhouse to be located in Yankee Stadium.

SEPT. 19, 2008 – The massive, blue, backlit "YANKEE STADIUM" lettering above Gate 4 is hoisted and installed.

OCTOBER 2008 – Lighting in the interior bowl is tested.

OCT. 15, 2008 – The first sections of sod are laid.

NOV. 8, 2008 – Yankees executives and former players, including Scott Brosius, David Cone, Paul O' Neill and Jeff Nelson, along with 60 local Bronx high school youth groups remove home plate, the pitcher's rubber and pails of dirt from the original Stadium and install them in the new Yankee Stadium. The participating Bronx youth groups—Youth Force 2020, led by Turner Construction Company, and the ACE Mentor Program at Yankee Stadium, guided by Tishman Speyer—took part in Yankees-sponsored after-school programs relating to the construction and engineering of the new Yankee Stadium.

JAN. 23, 2009 – The front office moves in, bringing World Series trophies from 1977 and 2000 to the new building.

FEBRUARY 2009 – Plaques and monuments are placed in the new Monument Park.

APR. 3-4, 2009 – The first exhibition games vs. the Cubs are played.

APR. 16, 2009 – The first regular season game is played vs. Cleveland (CLE 10 - NYY 2).



Attendance Records

Yankees All-Time Attendance Records (Regular Season)

Largest Single-Season Home Attendance (2008)	4,298,543
Largest Single-Season Road Attendance (2004)	3,308,666
Largest Single-Season Combined Home-Road Attendance (2006)	7,325,051
Largest Crowd in Baseball History (Exhibition Game for Roy Campanella - 5/7/1959, NYY vs. LAD at the L.A. Coliseum)	93,103
Most Consecutive Seasons with 4 Million Attendance in Baseball History:	4 (2005-2008)
Most Consecutive Seasons with 3 Million Attendance in Baseball History:	23 (1999-2019, '22-23; attendance restrictions from 2020-21)

2023 Regular Season Attendance

HOME	ROAD	OVERALL			
Largest Day Game (5/28 vs. SD)	47,295	Largest Day Game (6/3 at LAD)	52,975	Home (80 gates/81G)	3,269,016 (40,863 avg.)
Largest Night Game (7/26 vs. NYM)	46,761	Largest Night Game (6/2 at LAD)	52,534	Road (81 gates/81G)	2,638,432 (32,573 avg.)
Straight Doubleheader	1	Straight Doubleheader	0	Total (161 gates/162G)	5,907,448
Sellouts	15	Sellouts	--		

Current Yankee Stadium Attendance Records 2009-23

Largest Single-Game Regular Season Attendance (8/7/10 vs. Boston)	49,716
Largest Single-Game Postseason Attendance (10/6/11 ALDS Game 5 vs. Detroit)	50,960
Largest Home Opening Day Attendance (4/1/13 vs. Boston)	49,514
Largest Three-Game Series Attendance (9/24-26/10 vs. Boston)	148,244
Largest Four-Game Series Attendance (8/6-9/10 vs. Boston)	197,843
Most Single-Season Home Sellouts (2018)	23
Largest Single-Season Home Attendance (2010)	3,765,807 (46,491 avg.)

Top 5 Postseason Crowds

at Current Yankee Stadium (2009-23)

1. 10/6/11 vs. Detroit, ALDS Game 5	50,960
2. 9/30/11 vs. Detroit, ALDS Game 1	50,940
3. 10/9/10 vs. Minnesota, ALDS Game 3	50,840
4. 10/2/11 vs. Detroit, ALDS Game 2	50,596
5. 10/10/12 vs. Baltimore, ALDS Game 3	50,497

Top 5 Regular Season Crowds

at Current Yankee Stadium (2009-23)

1. 8/7/10 vs. Boston	49,716
2. 7/28/12 vs. Boston	49,573
3. 7/27/12 vs. Boston	49,571
4. 9/25/10 vs. Boston	49,558
5. 9/24/11 vs. Boston	49,556

Remodeled Original Yankee Stadium 1976-2008 (Regular Season)

Largest Single-Game Home Attendance, Day (4/10/1998 vs. Oakland - Opening Day)	56,717
Largest Single-Game Home Attendance, Night (6/17/1997 vs. N.Y. Mets)	56,253
Largest Day Doubleheader Home Attendance (10/4/1980 vs. Detroit)	55,410
Largest Two-Night Doubleheader Attendance (9/10/1983 vs. Baltimore)	55,605
Largest Weekday/Day/Non-Opening Day Crowd (Wed. 6/18/1997 vs. N.Y. Mets)	56,278
Largest Opening Day Home Attendance (4/10/1998 vs. Oakland)	56,717
Largest Old-Timers' Day Attendance (7/25/1998 vs. Chicago-AL)	55,642
Largest Home Series Attendance, three-game series (6/4-6/1999 vs. N.Y. Mets)	168,404
Largest Home Series Attendance, all series (9/16-17/2006 vs. Boston, 4 games, 2 day-night DH)	220,481
Largest Single-Season Home Attendance (2008)	4,298,543

Top 10 Postseason Crowds

at Remodeled Yankee Stadium (1976-2008)

1. 10/7/99 vs. Texas, ALDS Game 2	57,485
2. 9/30/97 vs. Cleveland, ALDS Game 1	57,398
3. 9/29/98 vs. Texas, ALDS Game 1	57,362
4. 9/30/98 vs. Texas, ALDS Game 2	57,360
10/2/97 vs. Cleveland, ALDS Game 2	57,360
6. 10/1/96 vs. Texas, ALDS Game 1	57,205
7. 10/13/99 vs. Boston, ALCS Game 1	57,181
8. 10/14/99 vs. Boston, ALCS Game 2	57,180
9. 10/3/95 vs. Seattle, ALDS Game 1	57,178
10. 10/2/96 vs. Texas, ALDS Game 2	57,156

Top 10 Regular Season Crowds

at Remodeled Yankee Stadium (1976-2008)

1. 4/10/98 vs. Oakland, Opening Day	56,717
2. 4/11/97 vs. Oakland, Opening Day	56,710
3. 4/4/94 vs. Texas, Opening Day	56,706
4. 4/12/93 vs. Kansas City, Opening Day	56,704
5. 4/9/99 vs. Detroit, Opening Day	56,583
6. 4/7/92 vs. Boston, Opening Day	56,572
7. 4/9/96 vs. Kansas City, Opening Day	56,329
8. 6/6/99 vs. N.Y. Mets	56,294
9. 6/18/97 vs. N.Y. Mets	56,278
10. 6/17/97 vs. N.Y. Mets	56,253

Pre-Remodeled Original Yankee Stadium, 1923-73 (Regular Season)

Please note: Official Attendance Records are not available prior to 1938.

Largest Single-Game Home Attendance, Day (9/26/1948 vs. Boston)	69,755*
Largest Single-Game Home Attendance, Night (5/26/1947 vs. Boston)	74,747
Largest Doubleheader Home Attendance (5/30/1938 vs. Boston)	81,841
Largest Opening Day Home Attendance (4/19/1946 vs. Washington)	54,826*
Largest Old-Timers' Day Attendance (8/9/1958 vs. Boston)	67,916
Largest Home Series Attendance, all series (6/11-13/1948 vs. Cleveland, 4 games including DH on 6/12)	186,151
Largest Single-Season Total Attendance (1948)	2,373,901

*According to published reports, the Stadium's first Opening Day (vs. Boston, 4/18/1923) had an estimated attendance of 74,200.

All Home Ballparks

TOTAL ATTENDANCE

Hilltop Park (1903-12, 10 seasons, 168th St. & Broadway, Manhattan)	3,451,542
Polo Grounds (1913-22, 10 seasons, 157th St. & 8th Avenue, Manhattan)	6,220,031
Pre-Remodeled Original Yankee Stadium (1923-73, 51 seasons, 161st St. & River Avenue, Bronx)	64,333,705
Shea Stadium (1974-75, two seasons, 126th St. & Roosevelt Avenue, Queens)	2,561,123
Remodeled Original Yankee Stadium (1976-2008, 33 seasons, 161st St. & River Avenue, Bronx)	87,625,300*
Yankee Stadium (2009-23, 15 seasons, One East 161st St., Bronx)	45,918,996**
TOTAL	210,110,697

In 2019, the Yankees became the first North American team to reach 200 million in attendance while maintaining their franchise home in one city (Research by David Kronheim of numbertamer.com)

*Game on 4/15/1998 vs. Anaheim was played at Shea Stadium when Yankee Stadium was closed by the City of New York after an expansion joint fell on 4/13/1998. // **Did not host fans in 2020 due to COVID-19 pandemic.



Social Gathering Areas Open to All Fans at Yankee Stadium

On Oct. 24, 2016, the New York Yankees announced that Yankee Stadium would undergo its first series of major design enhancements which are intended to improve the Guest experience for fans of all ages. Enhancements prior to the 2017 season included numerous new social gathering spaces and additional dynamic food and beverage areas.

"We have listened to our fans and ticketholders and their top requests were for more family-friendly and socially-oriented spaces at Yankee Stadium," said Yankees Managing General Partner Hal Steinbrenner. "Yankees fans will now have many more dedicated areas for spending time with Guests who have tickets in other sections of the Stadium, allowing all Guests to be able to enjoy the game from multiple vantage points while having unique food and drink options available to them. We are also especially excited to provide an engaging children's play area for families to utilize prior to and throughout the game. Having these types of spaces in Yankee Stadium is fundamental to the expectations of our fans, and we look forward to making them a huge part of the Yankee Stadium experience today and beyond."

The following Yankee Stadium food and drink locations are accessible to all Yankee Stadium Guests, regardless of their ticketed seats. Highlights include:

KIDS CLUBHOUSE: The Kids Clubhouse is Yankee Stadium's first-ever children's zone. Shaped like a mini-baseball field with a soft artificial surface, the 2,850-square-foot area is located on the 300 Level in right field and outfitted with Yankees-themed playground equipment, including oversized baseballs, bases and baseball cards. In 2021, overhead screening was added to moderate the temperature in the warm summer months. The Kids Clubhouse is accessible to all Yankee Stadium Guests.

Children may play among the colorful fixtures, including a 6-foot-high replica World Series trophy. Parents can join their children on the play area or choose to oversee them from a nearby dugout. Television monitors ensure that no one misses any game action. There are interactive exhibits, and the Clubhouse includes two family restrooms equipped with changing tables. Nursing mothers will have an additional private space, which includes a television and power outlets for those using electric breast pumps.



"We want our youngest fans to feel as if Yankee Stadium is an extension of their local park or backyard," Steinbrenner said. "The Kids Clubhouse is designed to nurture their love for experiencing games in person, while providing parents the resources they need to keep their children entertained prior to and during the game."

MASTERCARD BATTER'S EYE DECK: Located above the batter's eye on the 200 Level in center field with a clear, sweeping view of the entire Stadium, the Mastercard Batter's Eye Deck is 3,500 square feet with drink-rails overlooking the field. This outdoor gathering space features craft beers, cocktails and a large selection of food options.



BULLPEN TERRACES: The FreshDirect Terrace in left field and the Toyota Terrace in right field (on the 100 Level in the former Sections 239 and 201, respectively) are open-air social gathering areas overlooking the visitors and Yankees bullpens. Both terraces feature their own specialty food and drink options. Drink-rail locations at the landings have power/USB outlets. As a result of the 2017 reconfiguration, all obstructed-view seats in the Bleachers have been removed.

BUDWEISER PARTY DECKS: The 300 Level of the Stadium includes Budweiser Party Decks at Sections 311 and 328, featuring shaded stand-alone bar areas serving beer, cocktails and food. Drink-rail and barstool seating provides fans a relaxed and casual setting from which to enjoy sweeping views of the field and game action.

LG OLED SPORTS LOUNGE: The LG OLED Sports Lounge at Section 134 on the Field Level includes a full bar with craft beers and cocktails. Tables, stools and large-screen televisions tuned to the Yankees broadcast and other live sporting events provide a sports-bar atmosphere on the Stadium's main outdoor concourse in left field. Additionally, power/USB outlets are available for charging phones or tablets.



PEPSI FOOD COURT: Located between sections 125 and 127B on the Field Level, the Pepsi Food Court contains a wide variety food and drink options for all fans. Centered around a bar with large-screen televisions, fans may enjoy the wide-ranging fare at shaded tabletop seating.

STELLA ARTOIS LANDING and MICHELOB ULTRA CLUBHOUSE: The Stella Artois Landing, spanning Sections 232A and 232B in left field, and the Michelob ULTRA Clubhouse, spanning Sections 207 and 208 in right field, will be accessible to fans with game day tickets anywhere in the Stadium. Both locations are covered overhead and are available as pregame party spaces for groups of 20 or more people.



Yankee Stadium by the Numbers



THE STRUCTURE

Location: In the Bronx, bounded by 164th St. (north); 161st St. (south); Jerome Ave. (west); River Ave. (east)

Mailing address: Yankee Stadium, One East 161st Street, Bronx, NY 10451

Switchboard phone number: (718) 293-4300

Seating Capacity: 46,543

Architect: Populous (formerly HOK Sport)

Construction: Turner Construction

Developer: Tishman Speyer

Square footage: approximately 1.3 million square feet

Distance around the building: 4,755 linear feet

Size of entire site: 634,335 square feet or 14.56 acres

Height at highest point: The top of the frieze is 134 feet, 7 inches above Field Level.

Number of player flags in the Great Hall: 10 double-sided

Internet bandwidth: approx. 35 gigabits

Light bulbs (number of): approximately 20,000

Main centerfield video board size: 59-feet-by-101-feet

Ribbon board ringing the Terrace Level: 3-feet-by-1,278-feet

Great Hall size: 31,000 square feet

Great Hall LED ribbon board: 5-feet-by-386-feet

Great Hall high-definition video board: 24-feet-by-36-feet

Cellular Service: Full 5G cellular (multiple carriers, led by T-Mobile)

Length of electrical wire: *Currently exceeds distance from Yankee Stadium to Steinbrenner Field in Tampa (approx. 1,012 miles)*

Length of Ethernet cable (CAT 6A): 227 miles



FIELD

Surface: Kentucky bluegrass grown at DeLea Sod Farms in New Jersey

Acres: 3.14 acres, including the bullpens

Dimensions: LF 318'; LC 399'; CF 408'; RC 385'; RF 314'

Outfield walls height: From left-field foul pole, wall is 8-feet, 6-inches high until the Yankees bullpen, where it gradually descends to 8 feet at the right-field foul pole.

Distance from the plate to the backstop: 52 feet, 4 inches
Yankees bullpen size: averages approximately 82 feet wide by 32 feet deep

Opponents bullpen size: averages approximately 85 feet wide by 30 feet deep

Distance of batter's eye glass to home plate: 432 feet away and 19 feet off the ground

Height of Mastercard Deck above the field: 37 feet

Infield foundation: Sand-based

Feet below street level: approximately 17 feet on average

Drainage pipe length: Approx. 14,000 linear feet

Irrigation pipe: Approx. 17,000 linear feet

Irrigation heads: Approx. 115

Concourse (average width): 32 feet

Foul poles height: 90 feet

MATERIALS IN ORIGINAL CONSTRUCTION

Concrete: approximately 45,000 cubic yards

Excavation: approximately 363,000 cubic yards

Rebar: approximately 4,000 tons

Structural steel: approx. 11,800 tons in over 30,000 pieces

Piles driven: 1,675 piles averaging 80 feet long

Stone: Indiana Limestone and Deer Isle Granite

Frieze: approx. 1,400 feet long with 300 tons of structural steel

Doors: approximately 1,300

Gallons of paint: 15,000



IN THE BUILDING

Ticket windows: 22 (includes 19 outside the Stadium and three inside the Stadium in the Great Hall)

Concessions (fixed): 27

Concessions (portable): approximately 75

Total concessions points of sale: approximately 465

Retail locations (fixed): 10

Retail locations (portable): approximately 25

Total retail points of sale: approximately 60

Width of seats: 19 inches to 24 inches

Width of aisles: 4 feet

Legroom in front of seats: 33 inches to 39 inches

Number of elevators: 21 (16 public elevators and five service elevators.)

Stairways: 30

Pedestrian ramps: 2 (at Gates 2 and 6)

Video monitors: approximately 1,500 flat-panel, high-definition monitors

Cup holders: approximately 40,000

Toilet fixtures: approximately 875

Men's fixtures ratio in non-premium seating: approx. 1 fixture per 78 men (based on 50% male / 50% female attendance)

Women's fixtures ratio in non-premium seating: approx. 1 fixture per 75 women (based on 50% male / 50% female attendance)

Family bathrooms: 12

Yankees clubhouse dressing area: 3,344 square feet

Visitors clubhouse dressing area: 1,496 square feet



Other Events at the Current Yankee Stadium

PINSTRIPES BOWL

Rutgers 31 – Miami 24 **12/28/23**

MVP: RB Kyle Monangai **Att: 35,314**
 Led by junior RB and Pinstripe Bowl MVP Kyle Monangai (25 carries, 163 yards, 1TD), Rutgers totaled 208 rushing yards in defeating the Miami Hurricanes, 31-24. The Scarlet Knights trailed 17-14 with 5:06 left in the third quarter before taking the lead for good as DB Trevor Yeboah-Kodie blocked a punt, which was recovered in the end zone by DB Timmy Ward. Miami attempted a comeback, pulling to within seven points with 0:27 seconds to go after a 1-yard rushing TD by QB Jacurri Brown (20-for-31, 181 yards, 1TD, 1INT) and the extra point. Despite recovering the ensuing onside kick, the Hurricanes then turned the ball over on downs, sealing the victory for Rutgers to secure the Scarlet Knights' first winning season since 2014.



Rutgers RB Kyle Monangai totaled 163 rushing yards and 1TD, earning MVP honors in Rutgers' 31-24 victory vs. Miami.

Minnesota 28 – Syracuse 20 **12/29/22**

MVP: DB Coleman Bryson **Att: 31,131**
 In spite of being outgained in total yards (477-215), first downs (27-14) and plays (85-49), Minnesota defeated Syracuse, 28-20. Replacing injured QB Athan Kaliakmanis in the second quarter, veteran Minnesota QB Tanner Morgan threw 2TD on just seven attempts. With Syracuse tightening the margin to 14-10 in the third quarter, Pinstripe Bowl MVP DB Coleman Bryson returned an interception 70 yards to the house to give the Golden Gophers a 21-10 advantage in their first ever appearance at Yankee Stadium.

Maryland 54 – Virginia Tech 10 **12/29/21**

MVP: QB Taulia Tagovailoa **Att: 29,653**
 Maryland defeated Virginia Tech, 54-10, setting a Pinstripe Bowl record for points. QB Taulia Tagovailoa took home MVP honors, completing 20-of-24 passes for 2TD with 42 rushing yards on four carries. Terps DB Tarheeb Still opened the scoring with a bowl record 92-yard punt return at 12:44 of the first quarter, and WR Darryl Jones (4 rec., 111 yds.) had TD receptions of 70 and 32 yards in the second and third quarters. Virginia Tech fought back to 21-10 with 1:02 left in the second quarter, but Maryland scored 33 unanswered points the rest of the way.

Michigan State 27 – Wake Forest 21 **12/27/19**

MVP: QB Brian Lewerke **Att: 36,895**
 Michigan State edged Wake Forest, 27-21, in the 10th annual Pinstripe Bowl. Down 7-3 in the first quarter, Spartans senior DT Mike Panasiuk returned a 14-yard interception for a touchdown to put them up 10-7. Despite a 21-20 Wake Forest lead at the half, Michigan State captain and Pinstripe Bowl MVP QB Brian Lewerke (passing: 26-for-37, 320 yards, 1 TD; rushing:

46 yards, 1 TD) put the Spartans on top for good with a 10-yard touchdown pass to WR Cody White. In the second half, the Demon Deacons were limited to 101 yards and shut out despite recovering two fumbles.

Wisconsin 35 – Miami 3 **12/27/18**

MVP: RB Jonathan Taylor **Att: 37,821**
 Led by sophomore running back and Pinstripe Bowl MVP Jonathan Taylor (205 yards and 1 TD), Wisconsin routed Miami, 35-3, in both schools' first appearances in the Pinstripe Bowl. Carrying the Badgers to a wire-to-wire victory, the defense forced five turnovers that led to 21 points. UW controlled the clock, possessing the ball for nearly 40 minutes, while collecting 406 yards of total offense.



Wisconsin RB Jonathan Taylor led the offense with 205 yards rushing and 1 TD in the school's 2018 Pinstripe Bowl win.

Iowa 27 – Boston College 20 **12/27/17**

MVP: RB Akrum Wadley **Att: 37,667**
 Despite being outgained in total yards, 383-200, Iowa defeated Boston College, 27-20. The Hawkeyes forced three turnovers while not committing any themselves. New Jersey native Akrum Wadley, who had 283 all-purpose yards (22 carries, 88 yards; 2 receptions, 24 yards; and 171 return yards) earned MVP honors for Iowa in his final college game. Eagles' running back AJ Dillon carried 32 times for 157 yards and one touchdown, and tight end Tommy Sweeney had seven catches for 137 yards and one touchdown.

Northwestern 31 – Pittsburgh 24 **12/28/16**

MVP: RB Justin Jackson **Att: 37,918**
 Northwestern RB Justin Jackson earned MVP honors as the Wildcats defeated Pitt, 31-24. Northwestern running back Justin Jackson ran for three touchdowns and gained 224 yards, falling three yards shy of tying the NEPB's all-time, single-game rushing record. Despite losing QB Nathan Peterman and RB James Conner to injury, the Panthers led 24-21 early in the fourth quarter before Northwestern answered with a touchdown and field goal. Safety Kyle Queiro sealed the Wildcats' win with an interception on Pitt's final drive.

Duke 44 – Indiana 41 (OT) **12/26/15**

Co-MVPs: QB Thomas Sirk/RB Shaun Wilson **Att: 37,218**
 Co-MVPs Thomas Sirk and Shaun Wilson led Duke to its first bowl game victory since 1961, after Indiana kicker Griffin Oakes missed a game-tying, 38-yard field goal attempt in OT. Wilson scored twice, on an 85-yard touchdown run and a 98-yard kickoff return. Indiana's Devine Redding scored a touchdown and had a game-high 35 carries in a losing effort, establishing the all-time NEPB mark with 227 yards rushing. Indiana totaled 667 total yards in the loss, including 389 passing yards by QB Nate Sudfeld. The contest was the first-ever matchup under Yankee Stadium's new LED lights.



Penn State 31 – Boston College 30 (OT) 12/27/14

MVP: QB Christian Hackenberg Att: 49,012
A NEPB record-setting sold out crowd saw the first OT contest in the bowl game's history. After a BC touchdown and subsequent missed PAT on the opening possession of OT, Penn State QB Christian Hackenberg tossed a 10-yard TD pass to WR Kyle Carter to tie the game, 30-30. Kicker Sam Ficken, who previously tied the game with a 45-yard field goal with 20 seconds remaining, clinched the Nittany Lions' victory with a "walk-off" PAT.

Notre Dame 29 – Rutgers 16 12/28/13

MVP: OT Zack Martin Att: 47,122
Notre Dame broke a 13-13 halftime tie by outscoring Rutgers, 16-3, in the second half. Fighting Irish QB Tommy Rees went 27-for-47 for 319 yards and K Kyle Brindza went 5-for-6 in field goal attempts. Notre Dame had possession for 38:23.

Syracuse 38 – West Virginia 14 12/29/12

MVP: RB Prince-Tyson Gulley Att: 39,098
In a snow-filled contest, Syracuse junior RB Prince-Tyson Gulley had 213 rushing yards (26 carries, 2TDs) and 56 rec. yards (5 catches, 1TD) to win MVP honors. Syracuse's defense held the Mountaineers to 285 total yards and 0-for-14 on third and fourth downs.




Syracuse RB Prince-Tyson Gulley was named the Most Valuable Player of the 2012 Pinstripe Bowl.

Rutgers 27 – Iowa State 13 12/30/11

MVP: RB Jawan Jamison Att: 38,328
The Scarlet Knights led, 17-6, at halftime and put the game away with an 86-yard touchdown pass from QB Chas Dodd to WR Brandon Coleman in the fourth quarter. MVP Jawan Jamison rushed for 131 yards on 27 carries with two TDs.

Syracuse 36 – Kansas State 34 12/30/10

MVP: RB Delone Carter Att: 38,274
The inaugural New Era Pinstripe Bowl was decided by one play – a failed Wildcats two-point conversion with just over one minute left in regulation. Syracuse's Delone Carter rushed for 198 yards on 27 carries with two TDs and QB Ryan Nassib threw for 239 yards (13-for-21) with three TDs. Kansas State RB Daniel Thomas ran for 90 yards on 22 carries with three TDs.



The inaugural 2010 Pinstripe Bowl featured Kansas State and Syracuse, with the Orange winning, 36-34.

OTHER COLLEGE FOOTBALL

Syracuse 28– Pitt 13 Att: 17,101 11/12/24

To celebrate the 100th anniversary of the inaugural college football game at the original Yankee Stadium (October 20, 1923), Syracuse defeated Pittsburgh, 28-13, in a rematch of the participants. The Orange recorded 392 team rushing yards, led by QB/TE Dan Villari's career-high 154 rushing yards on 17 carries, including a 27-yard TD run in the fourth quarter. The Orange scored 21 unanswered points in the second half after trailing 13-7 going into halftime.

Ithaca 34 – SUNY Cortland 17 Att: 40,232 11/12/22

The 63rd Cortaca Jug game was held at Yankee Stadium as both teams entered the contest with undefeated 9-0 records. Cortland trailed 17-7 at the half and rallied to within three points in the early fourth quarter before Ithaca closed out the game with a 40-yard TD pass and 43-yard TD run in the final 10 minutes of the game. Ithaca QB A.J. Wingfield went 18-for-20 for 209 yards and 3TDs.

Dartmouth 27 – Princeton 10 Att: 21,506 11/9/19

In a matchup that featured two unbeaten Ivy League rivals, Dartmouth defeated Princeton, 27-10. After forcing three first-half turnovers, including a pick-six from senior DE Niko Lalos in the first quarter, the Big Green took a commanding 17-7 lead at the half and never looked back. Dartmouth's run-heavy offense was led by New York native QB Jared Gerbino (3-for-6, 36 passing yards, 16 carries, 97 rushing yards, 2TD). The Big Green never trailed and outgained Princeton in total yards, 293-246.

Notre Dame 36 – Syracuse 3 Att: 48,104 11/17/18

No. 3 Notre Dame dispatched of No. 12 Syracuse, 36-3, as a sold-out crowd watched the highest-ranked matchup in New York City since 1947. The game – played as the ninth installment of Notre Dame's famed Shamrock Series – also marked the first time a top-20 ranked Notre Dame team played in New York City since 1946 (at the original Yankee Stadium). Quarterback Ian Book (23-for-37, 292 yards, 2 TD) led the undefeated Irish on offense, while the defense held Syracuse scoreless until the final minute of the game.



Notre Dame WR (No. 83) Chase Claypool celebrates his third-quarter touchdown in the team's 36-3 win over Syracuse.

Fordham 54 – Holy Cross 14 Att: 21,375 11/12/16

The 31st Ram-Crusader Cup was the first to take place at the current Yankee Stadium. Fordham's offense was led by QB Kevin Anderson (28-of-33, 426 yards, 3TD) and RB Chase Edmonds (23 carries, 121 rushing yards, 4TD). Edmonds' third rushing score of the day set the Patriot League record for career rushing touchdowns. Fordham outgained Holy Cross in yards, 608-302.



Lafayette 27 – Lehigh 7 Att: 48,256 11/22/14
 In the 150th meeting of college football's most-played rivalry, Lafayette RB Ross Scheuerman led his team to victory with a record-setting day on the ground. His 304 rushing yards (45 carries, 3TD) established a school and Patriot League record.

Army 35 – UConn 21 Att: 27,453 11/8/14
 With Army holding on to a 28-21 lead late in the fourth, DB Chris Carnegie sealed the victory for the Black Knights with a 99-yard interception return for a TD. Army's victory was their first at the current Yankee Stadium and their first in the Bronx since 1960.

Rutgers 27 – Army 12 Att: 30,028 11/12/11
 The Scarlet Knights scored 14 unanswered points at the end of the fourth quarter, including a 32-yard return of a blocked punt with 6:36 left. Rutgers WR Mohamed Sanu caught a game-high 13 passes for 129 yards.

Notre Dame 27 – Army 3 Att: 54,251 11/20/10
 The first football game at the current Yankee Stadium marked the 50th all-time meeting between the two teams. Heisman Trophy winners Johnny Lujack and Pete Dawkins served as honorary captains, joining Hal Steimbrenner for the coin toss. ND outgained Army in yards, 369-to-174, as Fighting Irish QB Tommy Rees threw for 214 yards (13-for-20) with one TD.

SOCCER

Liverpool 2 – Sporting CP 2 Att: 31,112 7/24/19
 Reigning UEFA Champions League winners Liverpool played to a 2-2 draw against Sporting CP of Lisbon.

Goals: Liverpool-Origi (20), Wijnaldum (44); Sporting-Fernandes (4), Wendel (53). Shots (On Goal): Liverpool-16 (5); Sporting-11 (5). Yellow: Liverpool-Fabinho (88); Sporting-Neto (30). Red: None. Half: Liverpool 2 – Sporting 1.

Man. City 2(1) – Liverpool 2(3) Att: 49,653 7/30/14
 As part of the International Champions Cup tournament, Liverpool defeated Manchester City on penalties after playing to a 2-2 draw during regulation. It marked the largest-ever soccer crowd at the current Yankee Stadium. Goals: Manchester City-Jovetic (53, 67); Liverpool-Henderson (59), Sterling (85). Shots (On Goal): MC-28 (8); Liverpool-15 (7). Yellow: Manchester City-None; Liverpool-Coates (73). Red: None. Half: Manchester City 0 – Liverpool 0.

Spain 2 – Ireland 0 Att: 39,368 6/11/13
 Spain, the defending World Cup and European Champion, defeated Ireland in the first match between national teams at the current Yankee Stadium. Goals: Spain-Soldado (69), Mata (88); Ireland-None. Shots (On Goal): Spain-22 (12); Ireland-5 (3). Yellow: Spain-Pedro (11); Ireland-Cox (72), Quinn (82). Red: None. Half: Spain 0 – Ireland 0.

Man. City 5 – Chelsea 3 Att: 39,462 5/25/13
 The Manchester City victory took place just three days after a May 22 press conference announced the club's partnership with the Yankees on new MLS team New York City Football Club (NYFC). Goals: Manchester City-Barry (3), Nasri (29, 74), Milner (55), Dzeko (84); Chelsea-Ramires (46, 69), Mata (82). Shots (On Goal): MC-13 (11); Chelsea-25 (13). Yellow: Manchester City-Tevez (22); Chelsea-None. Red: None. Half: Manchester City 2 – Chelsea 0.



Manchester City defender Vincent Kompany plays the ball during his club's 5-3 win over Chelsea on May 25, 2013.

Real Madrid 5 – AC Milan 1 Att: 49,407 8/8/12
 Yankee reliever Mariano Rivera took part in the ceremonial coin toss before Cristiano Ronaldo netted two goals in leading Real Madrid to victory.

Goals: Real Madrid-Di Maria (24), Ronaldo (49, 66), Ramos (81), Callejon (89); AC Milan-Robinho (33). Shots (On Goal): Real Madrid-27 (12); AC Milan-8 (2). Yellow: Real Madrid-None; AC Milan-Nocerino (27), Prince-Boateng (55). Red: None. Half: Real Madrid 1 – AC Milan 1.



Cristiano Ronaldo [C] scored two goals in leading Real Madrid to a 5-1 victory over A.C. Milan on Aug. 8, 2012.

Chelsea 1 – PSG 1 Att: 38,202 7/22/12
 Chelsea, the reigning Champions League champions, and PSG, eventual winners of the 2012-13 French Ligue 1 title, played to a 1-1 draw in the first soccer match at the current Yankee Stadium.

Goals: Chelsea-Piazon (82); PSG-Nene (30). Shots (On Goal): Chelsea-12 (3); PSG-14 (5). Yellow: Chelsea-Mikel (58); PSG-Lavezzi (8), Sakhno (41), Verratti (60). Red: None. Half: Chelsea 0 – PSG 1.




HOCKEY

Yankee Stadium was proud to host the NHL Stadium Series, marking the first hockey games played in the venue.

N.Y. Rangers 2 – N.Y. Islanders 1 Att: 50,027 1/29/14
Goals: First Period—None. Second Period—NYI-Nelson, 18:33 (Donovan, Clutterbuck); NYR-Pouliot, 19:13 (Brassard, Zuccarello). Third Period—NYR-Carcillo, 4:36 (Moore, Boyle). Shots on Goal: NYR 6-14-14-34; NYI 10-15-6-31. Goalies: NYR-Lundquist (31 shots, 30 saves), NYI-Nabakov (34 shots, 32 saves).

N.Y. Rangers 7 – N.J. Devils 3 Att: 50,105 1/26/14
Goals: First Period—NJD-Elias, 5:36 (Clowe); NYR-Moore, 9:07 (Stralman, Boyle); NJD-Elias PPG, 11:00 (Jagr, Zidlicky); NJD-Zajac, 16:07 (Jagr, Fayne); NYR-Staal, 16:59 (Moore). Second Period—NYR-Zuccarello, 2:48 (Moore, Brassard); NYR-Zuccarello, 12:44 (Brassard, Pouliot); NYR-Hagelin, 13:53 (Callahan, Stralman); NYR-Nash, 19:31 (Stepan, Staal); Third Period—NYR-Stepan PS, 10:06 (None). Shots on Goal: NYR 10-11-5-26; NJD 10-7-5-22. Goalies: NYR-Lundquist (22 shots, 19 saves), NJD-Brodeur (21 shots, 15 saves); Schneider (5 shots, 4 saves).



The Rangers and Devils skated in the first-ever hockey game at Yankee Stadium on Jan. 26, 2014.

BOXING

Cotto def. Foreman (TKO-9) Att: 20,272 6/5/10

Boxing returned to the home of the Yankees for the first time since 1976 with "Stadium Slugfest," as Miguel Cotto recorded a ninth-round TKO of Yuri Foreman in the main event, securing the WBA Super Welterweight title.



Yuri Foreman [L] lands a right hand during his main event fight with Miguel Cotto at Yankee Stadium.

Press Conference to Announce Manny Pacquiao-Miguel Cotto Fight 9/10/09

Yankee Stadium played host to a press conference announcing the Nov. 14, 2009, bout between Miguel Cotto and Manny Pacquiao, which took place at the MGM Grand Garden in Las Vegas.

PSAL CHAMPIONSHIP BASEBALL

2023 Championship Games 6/12/23
Game 1 "AA-Division": Hunter College H.S. 2 – Metropolitan Campus 1
Game 2 "AAA-Division": Tottenville 7 – Gregorio Luperon 4

2019 Championship Games 6/12/19
Game 1 "AA-Division": Lafayette Edu. Complex 2 – Inwood Campus 0
Game 2 "AAA-Division": Gregorio Luperon 5 – Beacon 4

2018 Championship Games 6/11/18
Game 1 "AA-Division": Bathgate Edu. 6 – Henry Van Arsdale 1
Game 2 "AAA-Division": James Monroe 3 – Grand Street 0

2017 Championship Games 6/12/17
Game 1 "AA-Division": Petrides 2 – HS of American Studies 1
Game 2 "AAA-Division": James Monroe 13 – Tottenville 2

2016 Championship Games 6/13/16
Game 1 "AA-Division": Bayside 3 – Eleanor Roosevelt 2
Game 2 "AAA-Division": Midwood 3 – Tottenville 0

2015 Championship Games 6/3/15
Game 1 "AA-Div.": East Side Community 7 – HS of American Studies 0
Game 2 "AAA-Division": George Washington 1 – Tottenville 0

2014 Championship Games 6/12/14
Game 1 "B-Division": Beach Channel/Channel View 7 – Bx. Science 5
Game 2 "A-Division": Benjamin N. Cardozo 3 – Tottenville 1

2009 Championship Games 6/9/09
Game 1 "B-Division": Health Profession/Human Services 4 – Taft 2
Game 2 "A-Division": Norman Thomas 5 – Monroe 2

PSAL FOOTBALL CHAMPIONSHIP

Erasmus 27 - Tottenville 0 Att: 2,625 12/4/19
Erasmus 34 - South Shore 7 Att: 2,497 12/4/18
Curtis 36 - Erasmus 35 Att: 3,242 12/5/17
Curtis 24 - Erasmus 21 Att: 3,429 12/2/16
Grand Street 28 - Erasmus 26 Att: 3,856 12/6/15
Lincoln 13 - Erasmus 6 Att: 2,802 12/10/14
Lincoln 28 - Tottenville 27 Att: 3,354 12/4/13
Erasmus 15 - Tottenville 14 Att: 4,077 12/4/12
Lincoln 20 - Erasmus 12 Att: 3,955 12/7/11
Ft. Hamilton 8 - Lincoln 6 Att: NA 12/6/10

NYU COMMENCEMENT

On May 14, 2008, NYU held its commencement at the original Yankee Stadium. Since then, the school has continued the tradition in the current Yankee Stadium. Commencement speakers have been: Sanna Marin, Prime Minister of Finland (5/19/23); Taylor Swift (5/18/22); Poet Elizabeth Alexander (5/22/19); Canadian Prime Minister Justin Trudeau (5/16/18); Pharrell Williams (5/17/17); Ford Foundation President Darren Walker (5/18/16); Sherrilyn A. Ifill, President and Director/Counsel of the NAACP's Legal Defense and Educational Fund (5/20/15); Janet Yellen, Chair of the Board of Governors of the Federal Reserve System, (5/21/14); lawyer David Boies (5/22/13); Supreme Court Justice Sonia Sotomayor (5/16/12); former President Bill Clinton (5/18/11); actor Alec Baldwin (5/12/10); and then-Secretary of State Hillary Clinton (5/13/09).



Supreme Court Justice Sonia Sotomayor addresses students at the 2012 NYU Commencement.



CONCERTS

Jonas Brothers

8/12-13/23

New Jersey natives the Jonas Brothers kicked off the North American leg of their world tour with two shows at Yankee Stadium.

Hip Hop 50

8/11/23

The birth of Hip Hop was celebrated on the day of its 50th anniversary with an eight-hour show featuring dozens of legends, including Lil Wayne, Snoop Dogg, Ice Cube, Nas and headliners RUN DMC, in their final-ever concert appearance.



The 50th anniversary of Hip Hop was celebrated in its birthplace of the Bronx on Aug. 11, 2023, with headliner RUN DMC closing the show at Yankee Stadium.

Bad Bunny / Diplo

8/27-28/22

Joined by EDM favorite Diplo as an opener, Bad Bunny brought his "World's Hottest" Tour to the Bronx for a pair of sellout shows.



On Aug. 27 & 28, 2022, Bad Bunny performed at Yankee Stadium as part of his "World's Hottest" tour.

Garth Brooks

7/8-9/16

Joined by Trisha Yearwood, Garth Brooks played his first major New York City concerts in 20 years. The two shows marked the first country music events held at the current Yankee Stadium.

Romeo Santos Att: 36,572 / 39,744 7/11-12/14

The "King of Bachata" became the first Latin artist to headline at the current Yankee Stadium with shows on consecutive nights.

JAY-Z/Justin Timberlake Att: 43,609 / 42,561 7/19-20/13

The Legends of Summer tour made two stops at Yankee Stadium.

Madonna Att: 37,775 / 37,767 9/6 & 8/12

The pop icon and best-selling female rock artist of the 20th century played two nights at Yankee Stadium on her MDNA Tour.



Madonna performs on Sept. 6, 2012, during the first of two Yankee Stadium shows as part of her MDNA tour.

Roger Waters Att: 31,752 / 28,392 6/6-7/12

The co-founder and principal songwriter of Pink Floyd brought his production of *The Wall*, including a 20,000-square-foot screen.

The Big 4 Att: 41,451 9/14/11

Metallica, Slayer, Megadeth and Anthrax performed a combined 9 hrs. of music in front of a headbanging crowd.

Paul McCartney Att: 44,037 / 43,966 7/15-16/11

The legendary Beatle performed hits spanning his entire career.



Paul McCartney performs on July 15, 2011, in the first of two consecutive nights of shows at Yankee Stadium.

JAY-Z/Eminem Att: 45,434 / 46,272 9/13-14/10

This double-bill of Grammy winners performed in Yankee Stadium's first-ever concerts.




On Sept. 13-14, 2010, JAY-Z [L] and Eminem took the stage for the first concerts held at the current Yankee Stadium.

DAMON RUNYON 5K RUN/WALK

Since the current Yankee Stadium opened in 2009, the Damon Runyon 5K Charity Run/Walk has been an annual event. Thousands of participants, including cancer patients, survivors, family, friends and scientists have run or walked the Yankee Stadium concourses, warning track and playing field to raise money for charity. Proceeds support young scientists funded by the Damon Runyon Cancer Research Foundation. Dates of the events have been: 7/29/23, 9/29/22, 5/11/19, 4/15/18, 7/15/17, 8/21/16, 11/15/15, 8/3/14, 8/18/13, 8/12/12, 8/7/11, 8/15/10 and 11/15/09.

WINTER WONDERLAND

Beginning in 2010, Yankee Stadium has been transformed into the North Pole for the Bronx Winter Wonderland event. Each year, approximately 5,000 children from the Bronx are treated to a holiday festival in the Great Hall, complete with Christmas decorations, holiday music and food and beverages. Santa also hands out a toy to each child in attendance. Dates of the events have been: 12/15/23, 12/16/22, 12/17/21 (toys given directly to community partners), pause in 2020 due to COVID pandemic, 12/13/19, 12/14/18, 12/15/17, 12/9/16, 12/11/15, 12/12/14, 12/13/13, 12/7/12, 12/16/11 and 12/17/10.



The Great Hall annually transforms into a Winter Wonderland for Bronx youth during the holiday season.

BEYOND SPORT

This unique one-day event is designed to serve as a forum for discussion of the best community initiatives of sports teams and organizations from around the world. Dates of the events have been: 11/17/22, 6/10-11/14, 11/13/12 and 9/27/11.

PITCH IN CHARITY SOFTBALL

The New York Yankees Foundation and CC Sabathia's charitable nonprofit – the PitCCh In Foundation – have joined together to host the annual CC Sabathia Charity Softball Game on multiple occasions at Yankee Stadium. The star-studded event has featured many celebrities and athletes, including Michael Strahan, The Kid Mero, Tiki Barber, Johnny Damon, Fat Joe, Giancarlo Stanton, Leslie Jones and Victor Cruz, among others. All proceeds from the event benefit the PitCCh In Foundation, helping to enrich the lives of inner city children through education and athletics, and the New York Yankees Foundation. Dates of the events have been: 7/24/23, 5/16/19, 6/28/18.

OTHER PERFORMERS/EVENTS

Joel and Victoria Osteen 8/6/22, 6/7/14, 4/25/09
Joel and Victoria Osteen have brought their celebration of faith to Yankee Stadium on three different occasions. Their service in 2009 was the first non-baseball event at the current Yankee Stadium.

COVID-19 Vaccinations 2/5/21 - 12/22/21
Yankee Stadium began hosting COVID-19 vaccinations on Feb. 5, 2021. The site, established through a partnership between New York State, New York City, the New York Yankees, SOMOS Community Care and the New York National Guard, was developed to not only directly address the Bronx's concerning positivity rate — which was the highest among all New York City boroughs — but to also further the State's and City's mandate for fairness and social equity in the vaccine distribution process. During its operation, 104,109 vaccine doses were administered at the Yankee Stadium site.

Babe Ruth Auction 6/15/19
Hunts Auction, Inc. hosted a historic live auction at Yankee Stadium that featured the personal collection of Babe Ruth. With over 400 items sold, the highlight of the auction was a Babe Ruth New York Yankees professional model road jersey dating to the 1928-30 period that sold for a record-breaking \$5,640,000. The jersey is the most expensive piece of sports memorabilia to have ever been sold.

Megan Leavey Movie Premiere 6/5/17
Yankee Stadium hosted its first-ever movie premiere, debuting *Megan Leavey*, which tells the story of a young Marine injured in combat in Iraq and her unbreakable bond with her combat dog Rex. Stars Kate Mara and Edie Falco attended with rapper/actor Common, who performed a concert for those in attendance.

Green Sports Alliance Leadership Awards 6/4/15
The Green Sports Alliance leverages the cultural and market influence of sports to promote healthy, sustainable communities where we live and play. They do so by inspiring sports leagues, teams, venues, their partners and millions of fans to embrace renewable energy, healthy food, recycling, water efficiency, species preservation, safer chemicals and other preferable practices. During the ceremony, the Yankees were honored with the 2015 Environmental Leadership Award.

"True Blue" Celebrity Charity Softball Game 6/3/15
The Yankees, WFAN and its Boomer and Carton Morning Show hosted "True Blue" – a celebrity softball game that honored the memories of NYPD officers Brian Moore, Wenjian Liu and Rafael Ramos, who were lost in the line of duty. All net ticket proceeds benefited the Silver Shield Foundation, N.Y. PBA Widows' and Children's Fund and the families of officers Moore, Liu and Ramos.

MLB Diversity Summit 4/14-15/14
The Yankees and Major League Baseball co-hosted the 2014 MLB Diversity Summit, a unique sports career and trade fair that provided job seekers and entrepreneurs with opportunities to connect directly with decision-makers from various MLB entities.

H.S. Baseball All-Star Game: NYC vs. Chicago 7/1/13
A team of Chicago all-star high school baseball players defeated a team of New York City PSAL All-Stars, 9-0.

Ascend Foundation Conference 4/20/13
Ascend is a non-profit professional association that helps to realize the leadership potential of Pan-Asians in global corporations. Hideki Matsui was the guest speaker.

Victoria's Secret Model Search 10/3/09
Yankee Stadium hosted an open casting call to select Runway Angels to walk in the 2009 Victoria's Secret Fashion Show. Five finalists were selected from nearly 3,000 entrants.



New York City FC



New York City Football Club is an American professional soccer team based in New York City that competes in the Eastern Conference of Major League Soccer (MLS). It was announced as the league's 20th franchise on May 21, 2013, and is the first and only MLS Club located within the five boroughs of New York City. Majority owned by City Football Group (CFG), New York City FC plays its home games at Yankee Stadium, which is also home to minority owner, the New York Yankees.

The club made its MLS debut on March 8, 2015, in a 1-1 draw at Orlando City SC. One week later, in its home opener at Yankee Stadium on March 15, 2015, the club earned its first win, defeating the New England Revolution, 2-0.

NYCFC won its first-ever MLS Cup on Dec. 11, 2021, defeating the Portland Timbers at their home ground of Providence Park. The contest finished 1-1 after extra time (NYCFC: Taty Castellanos, 41'; POR: Felipe Mora, 90+4'), with NYCFC prevailing, 4-2, in a penalty shootout. Goalie Sean Johnson stopped two of four penalties and Alexander Callens hit the match-clinching kick in the fifth round.

Though the club did not qualify for the postseason in its inaugural season (2015) or last season (2023), NYCFC made the playoffs in seven straight years from 2016-22.

Apple TV is the broadcast home for all MLS regular season, playoff and cup matches.



NYCFC celebrates their penalty-kick shootout MLS Cup win over Portland on Dec. 11, 2021, at Providence Park. To get to the final, NYCFC won vs. Atlanta in Round One (2-0), at New England in the Conference Semis (2-2 AET, 5-3 PKs) and at Philadelphia (2-1) in the Conference Finals.

Main Office

600 Third Avenue, 30th Floor
New York, NY 10016
Phone: (212) 738-5900
E-mail: nycfc@nycfc.com

Website: www.nycfc.com

Twitter: @nycfc, @nycfcespanol

Ticketing & Fan Services

855.77.NYCFC (855.776.9232)
FanServices@nycfc.com, @NYCFCHelp

Administration/Staff

CEO: Brad Sims
Sporting Director: David Lee
Head Coach: Nick Cushing
Asst. Coaches: Mehdi Ballouchy, Rob Vartughian

Communications

Press Inquiries: press@nycfc.com
Vice President: Sam Cooke
Director: William Jones
Senior Managers, Media Relations:
Esteban Camino, Livia Paula Manning
Manager, Communications: Andy Koreyva


NYCFC — ALL-TIME REGULAR SEASON RECORD

Year	Total			Home		Away		Leading Scorer	Head Coach	Conf. Finish/ Playoffs Result
	W-L-T	PTS	GF	GA	W-L-T	W-L-T				
2015	10-17-7	37	49	58	6-7-4	4-10-3	Villa (18)	Jason Kreis	8th-DNQ	
2016	15-10-9	54	62	57	8-3-6	7-7-3	Villa (23)	Patrick Vieira	2nd-Conf. Semis	
2017	16-9-9	57	56	43	*10-2-5	6-7-4	Villa (22)	Patrick Vieira	2nd-Conf. Semis	
2018	16-10-8	56	59	45	12-1-4	4-9-4	Villa (14)	Vieira/Torrent	3rd-Conf. Semis	
2019	18-6-10	64	63	42	11-1-5	7-5-5	Heber (15)	Domenech/Torrent	**1st-Conf. Semis	
2020	*12-8-3	39	37	25	*7-2-0	4-4-3	Castellanos (6)	Ronny Delia	5th-Round One	
2021	14-11-9	51	56	36	*10-3-4	4-8-5	Castellanos (19)	Ronny Delia	4th-Won MLS Cup	
2022	16-11-7	55	57	41	*10-3-4	6-8-3	Castellanos (13)	Delia/Cushing	3rd-Conf. Finals	
2023	9-11-14	41	35	39	*8-3-6	1-8-8	Pereira (6)	Nick Cushing	11th-DNQ	
ALL-TIME	126-93-76	454	474	386	*82-25-38	43-66-38	Villa (77)			

*Includes two games in 2017 (0-0-2) played at substitute venues due to Yankee Stadium scheduling conflicts. In 2020, played three neutral site games at ESPN Wide World of Sports (1-2-0), not counted in H/R totals. Also in 2020, played five home games at Red Bull Arena (4-1-0) and four at Yankee Stadium (3-1-0). In 2021, played eight home games at Red Bull Arena (4-2-2) and nine at Yankee Stadium (6-1-2). In 2022, played three home games at Red Bull Arena (1-2-0), four at Citi Field (2-0-2) and 10 at Yankee Stadium (7-1-2). In 2023, played two home games at Red Bull Arena (2-0-0), six home games at Citi Field (3-2-1) and nine at Yankee Stadium (3-1-5).

**Played 2019 Eastern Conference Semifinal vs. Toronto at Citi Field.





History of the Original Yankee Stadium

One year after changing the course of Baseball history with the purchase of Babe Ruth from the Boston Red Sox, the Yankees made another acquisition that would forever alter the way the game was watched.

On February 5, 1921, the Yankees issued a press release announcing the purchase of 10 acres of property in the west Bronx. The land, purchased from the estate of William Waldorf Astor for \$675,000, sat directly across the Harlem River from the Manhattan-situated Polo Grounds, which the Yankees had been unhappily sharing with their landlord, the New York Giants of the National League, since 1913.

The relationship between the clubs crumbled after the 1920 season when the Yankees' attendance—boosted by their new slugging sensation—doubled to almost 1.3 million, approximately 25 percent more than that of the Giants. In 1921, the Giants asked the Yankees to vacate the Polo Grounds as soon as possible. With their departure from the Polo Grounds now inevitable, Yankees co-owners Jacob Ruppert and Tillinghast l'Hommedieu Huston set out to build a spectacular ballpark of their own, Baseball's first triple-decked structure. With an advertised capacity of 70,000, it would also be the first to be labeled a "stadium."

Original plans by the architect—the Osborn Engineering Company of Cleveland, Ohio—had the Stadium triple-decked and roofed all the way around. An early press release, in fact, described the Yankees' new home as a field enclosed with towering embattlements rendering the events inside "impenetrable to all human eyes, save those of aviators." But the initial grand design was quickly scaled back with the triple-decked grandstand not

reaching either foul pole. Contrary to the owners' wishes, the action would be visible from the elevated trains that passed by the outfield, as well as from the buildings that would spring up across River Avenue. Fortunately, a purely decorative element survived the project's early downsizing and would become the park's most recognizable feature. A 15-foot-high copper frieze adorned the front of the roof, which covered much of the Stadium's third deck. It would give Yankee Stadium a stately dignity that became its signature.

The new stadium would favor left-handed power hitters with the right-field foul pole only 295 feet from home plate (though the right-field fence would shoot out to 429 feet in right-center). The left-field pole measured only 281 feet from the plate, but right-handed hitters would be neutralized by a 395-foot left field and a whopping 460 feet to left-center. The new stadium would also be patron-friendly, boasting an unheard of "eight toilet rooms for men and as many for women scattered throughout the stands and bleachers." (After the Stadium was remodeled 50 years later, it included more than 50 restrooms.) The club's executive offices would be moved from Midtown Manhattan and relocated between the main and mezzanine decks with an electric elevator connecting them with the main entrance.

The construction contract was awarded to New York's White Construction Company on May 5, 1922, with the edict that the job be completed "at a definite price" of \$2.5 million by Opening Day 1923. Incredibly, it was. In only 284 working days, Yankee Stadium was ready for its inaugural game on April 18, 1923 vs. the Boston Red Sox.

An announced crowd of 74,200 fans packed Yankee Stadium while thousands more milled around outside after the fire department finally ordered the gates closed. Before the game began, John Philip Sousa and the Seventh Regiment Band led both clubs to the flagpole in deep center field, where the American flag and the Yankees' 1922 pennant were raised. Appropriately, Ruth christened his new home with a three-run homer to cap a four-run third inning as the Yankees coasted to a 4-1 win over the Boston Red Sox.

Because it was widely recognized that Ruth's tremendous drawing power made the new stadium possible, *New York Evening Telegram* sportswriter Fred Lieb dubbed it "The House That Ruth Built." Later that season, the Stadium hosted the first of 37 World Series, as the Yankees won their first World Championship by defeating their former landlord, the Giants. Of course, as the original Stadium became the stage for a staggering 26 world titles, it would also become known as "The Home of Champions."

In its early years, when wooden bleachers surrounded the outfield, a grass slope rose toward the outfield walls from foul pole to foul pole. Outfielders, especially Ruth in right, routinely backed up the small hill to pull down fly balls. Advertising signs lined the tops of the bleachers except in right-center, where a lone manually operated wooden scoreboard was large enough to record 12 innings for games played by every club in the two major leagues. Over the years, the board would be replaced by more modern models. The Yankees, in fact, would unveil Baseball's first electronic message board in 1959.

By 1928, the Stadium was ready for its first major face-lift. The triple-decked grandstand in left field was extended beyond the foul pole and several rows of box seats were removed in order to extend the left-field foul pole distance to 301 feet. The right-field grandstand was extended in 1937, allowing for "upper-deck" home runs in both directions. With the grandstand expansion, the remaining wooden bleachers were replaced with a concrete structure, and the distance to center field dropped from 490 feet to a still-distant 461 feet.

In 1932, the Yankees began their tradition of commemorating their heroes with monuments and plaques when they dedicated a monument to



Yankee Stadium in the 1920s

Manager Miller Huggins, who had died suddenly during the 1929 season. Five more monuments were added (one each for Lou Gehrig, Ruth, Mickey Mantle and Joe DiMaggio and one to honor the victims and heroes of the terrorist attacks of September 11, 2001) along with numerous plaques. For years, existing monuments were in the field of play in deep center field, and outfielders occasionally had to work around them to retrieve baseballs hit to that part of the park.

Except for the addition of lights in 1946, the look of Yankee Stadium remained relatively unchanged until the winter of 1966-67. Then, under the direction of the Yankees' new owner, CBS, the 44-year-old facility received a \$1.5 million modernization, most of which was spent on 90 tons of paint. The brown concrete exterior was painted white as was the timeworn greenish copper frieze. Also, all of the grandstand seats went from green to blue, a color scheme that would be retained when the Stadium was completely remodeled after the 1973 season.

On August 8, 1972, after years of debate about the future of the aging ballpark, the Yankees signed a 30-year lease with the City of New York, which called for Yankee Stadium to be completely modernized in time for the 1976 season. After completing the Stadium's 50th-anniversary in 1973, the Yankees moved to Shea Stadium for two seasons while the majority of Yankee Stadium was torn down and rebuilt.

The most striking change of the modernization was the removal of the numerous obstructive steel columns that supported the second and third decks, as well as the roof. By "cantilevering" the upper decks and lowering the playing field while increasing the slope of the lower stands, sight lines for fans were dramatically improved. Capacity was reduced from 65,010 in 1973 to 54,028 upon reopening as wider plastic seats replaced wooden seats.

Of course, with the removal of the original roof, the Stadium almost lost its most-recognizable feature: the copper frieze. However, an innovative design concept included an exact replica of the frieze atop the new 560-foot-long scoreboard wall, which stretched across the rear of the bleachers. The board also included Baseball's first "telescreen," which could provide instant replays of the action by employing a then-incredible "nine shades of gray."



The original manual scoreboard



The original Yankee Stadium, shown during construction, was completed in only 284 working days.

Yankee Stadium's exterior changed dramatically, as three escalator towers were added, one at each of the Stadium's three entrances. With seven additional rows of seats added to the upper deck, the already grand Stadium received an even more majestic look. A 138-foot Louisville Slugger-shaped smokestack, commonly called "The Bat," was added outside the Stadium near the home-plate entrance.

The renovated Stadium also saw the mammoth fence distances in left and center field greatly reduced as "Death Valley" in left-center was brought in from 457

feet to 430 feet, and straightaway center field was slimmed from 463 feet to 417 feet. Subsequent alterations prior to the 1985 and 1988 seasons brought fences in to the configuration that is now replicated in the current Yankee Stadium.

The remodeled original Yankee Stadium reopened on April 15, 1976—with the Yankees topping Minnesota, 11-4. Like its predecessor and successor, it hosted the World Series in its inaugural season. In fact, the remodeled Stadium hosted the Fall Classic in its first three seasons, as the Yankees followed their 1976 Series loss to Cincinnati by winning back-to-back World Series titles in 1977 and 1978 over the Dodgers.

As one of the world's most prestigious addresses, the original Yankee Stadium was also the home for scores of other sports, entertainment and cultural events. While the Yankees were on the road or in the offseason, the Stadium opened its gates to college and pro football, soccer, political assemblies, religious conventions, concerts and even the circus.

Boxing immediately found a home at Yankee Stadium with Benny Leonard winning a 15-round decision over Lou Tendler for the lightweight title just three months after the gates opened on July 23, 1923. When Muhammad Ali stopped Ken Norton on September 28, 1976, it marked the 30th championship fight at the Stadium. All previous Stadium title bouts had taken place between 1923 and 1959—perhaps none more memorable than the June 22, 1938, heavyweight championship rematch between Joe Louis and Germany's Max Schmeling. After suffering a knockout loss in the initial non-title encounter at the Stadium two years earlier, Louis—now the heavyweight champ—avenged his defeat with a stunning first-round KO.

Football also became an immediate fixture at Yankee Stadium with Syracuse and Pittsburgh inaugurating a rich history of collegiate and professional matchups on October 20, 1923. Five years later at Yankee Stadium, on November 12, 1928, during halftime of a scoreless Army-Notre Dame contest, legendary coach Knute Rockne made his famous "Win One for the Gipper" speech, spurring the Fighting Irish to a 12-6 victory.

The New York Football Giants also called Yankee Stadium home from 1956 through 1973 and on December 28, 1958, took part in what has since been dubbed "The Greatest Game Ever Played." With the NFL championship at stake, a crowd of 64,185 watched the Baltimore Colts tie the game, 17-17, on a Steve Myrha field goal with seven seconds left. Eight minutes into professional football's first-ever "sudden-death" overtime period, the Colts' Alan Ameche crashed into the end zone from the 1-yard line, ending a contest that would help establish pro football as a major sport.

The Stadium was also an important stop for religious conventions, especially those of the Jehovah's Witnesses. In 1950, the group began holding conventions at the Stadium, including one that drew 123,707 people on August 3, 1958—the largest single-day event in Stadium history. On October 4, 1965—with the Yankees out of the World Series for only the third time in 17 years—the Stadium held the first-ever Papal Mass in the United States as Pope Paul VI celebrated Mass before a crowd in excess of 80,000. Pope John Paul II also celebrated Mass at the original Yankee Stadium on October 2, 1979, during his tour of the United States.

On August 16, 2006, a groundbreaking ceremony was held for a new Yankee Stadium to be ready for the 2009 season. The location chosen for the new building was the north side of 161st Street and River Avenue in the Bronx, directly across the street from the site of the original.

As part of its final season in 2008, Yankee Stadium hosted a third papal visit on April 20 from Pope Benedict XVI, NYU's commencement ceremony on May 14 (believed to be the first-ever college commencement in Stadium history) and a 15-inning, 4-3, AL victory in the All-Star

Game on July 15 (the fourth at Yankee Stadium, joining Midsummer Classics in 1939, 1960-Game 2 and 1977).

The building took its final bow on Sept. 21, 2008, when the Yankees played the last game in Stadium history. Gates opened at 1:00 p.m., allowing approximately 13,000 fans the opportunity to visit Monument Park and walk around the warning track. With a national Sunday night audience watching on television, all-time Yankees greats, along with the evening's starting lineup, took their positions in the field before Julia Ruth Stevens, daughter of Babe Ruth, tossed out the ceremonial first pitch. Fittingly, the game ended in a Yankees victory, this one over the Baltimore Orioles, 7-3. After the final out, the club assembled by the pitcher's mound at the side of captain Derek Jeter. Over the PA, he thanked the crowd for their years of support, while reminding everyone of the new memories soon to be made. ❧

In the bottom of the seventh inning of the Yankees' final home game on September 21, 2008, a taped valedictory was given on the Yankee Stadium video board by longtime public address announcer Bob Sheppard, who was unable to say goodbye in person as he continued to recover at home from an illness that had kept him away from the Stadium for the entire season. His appearance on screen brought a reverential hush to the crowd as everyone recognized they were about to hear the most perfect of all couplings perhaps for the last time—Bob Sheppard's voice reverberating in the original Yankee Stadium. He said the following:

"Farewell, old Yankee Stadium, farewell. What a wonderful story you can tell. DiMaggio, Mantle, Gehrig and Ruth, A baseball cathedral in truth."

Negro Leagues at the Original Yankee Stadium



Satchel Paige warming up at Yankee Stadium on August 2, 1942.

For almost 20 years in the 1930s and '40s, Yankee Stadium was a regular home to Negro Leagues baseball. During that time the greatest Black stars of the day drew thousands of fans to watch players prohibited from playing in the Major Leagues at the time. Almost every Negro Leagues player of note over that two-decade stretch played at Yankee Stadium, including Hall of Famers Leroy "Satchel" Paige, John Henry "Pop" Lloyd, "Cool Papa" Bell, Oscar Charleston, Buck Leonard, Hilton Smith and Josh Gibson, who hit some of the longest home runs in the Stadium's history.

Yankee Stadium opened to Black baseball on July 5, 1930, when Yankees owner Jacob Ruppert donated the free use of the facility to the New York Lincoln Giants and Baltimore Black Sox for a benefit doubleheader to raise money for the Brotherhood of Sleeping Car Porters, one of America's most prominent Black unions. The games raised approximately \$3,500 and included the appearance of Bill "Bojangles" Robinson who entertained the crowd along with the 369th Hell Fighters marching band.

Black baseball games at Yankee Stadium usually took place on Sundays when the Yankees played on the road. Sometimes a pair of teams would play a doubleheader, while at other times four-team doubleheaders were scheduled in order to maximize attendance and profits. Bands often performed and celebrities such as Joe Louis and New York City Mayor Fiorello LaGuardia were common. Track races and other pregame contests also delighted fans.

In 1931, Lloyd organized an All-Star team of Black players named the "Harlem Stars," which played several games at Yankee Stadium. Eventually, that team became the New York Black Yankees of the Negro National League. The club went on to use Yankee Stadium for a portion of their home schedule between 1936 and 1947, often wearing the used uniforms of the Major League Yankees. In the spring of 1941, Paige,

Black baseball's greatest pitcher, briefly joined the Black Yankees, pitching and winning his only game in a New York uniform at Yankee Stadium.

Yankee Stadium also served as the venue for Black baseball All-Star games and championship contests. One of the most memorable Negro Leagues All-Star games took place on August 27, 1939, when the Negro National League defeated the Negro American League, 10-2, with the help of Gibson's bases-clearing triple.

Ruppert's death in 1939 did not put a stop to Black baseball at the Stadium. In fact, the Yankees sponsored a Jacob Ruppert Memorial Cup tournament among Negro National League teams. Ten doubleheaders were held at Yankee Stadium that summer to determine a winner, and on September 24, 1939, the Baltimore Elite Giants were crowned champs in Ruppert's name.

In October 1946, Yankee Stadium was home to two noteworthy exhibition games between an African-American All-Star team managed by Paige and an American League All-Star team led by future Hall of Famer Bob Feller. Cleveland Indians pitcher Bob Lemon hit a home run to win the first game for the AL but Paige out-pitched Feller in the second game to earn a split.

When Jackie Robinson finally broke the color barrier with the Brooklyn Dodgers in 1947 (after having played at the Stadium as a member of the Kansas City Monarchs in 1945), it was a watershed moment in the history of civil rights in the United States. But it also precipitated the decline and eventual extinction of the Negro Leagues.

Black baseball's relationship with the New York Yankees came to a close on August 20, 1961, as stars of the Negro American League gathered for its All-Star Game at Yankee Stadium. Paige, reportedly 55 years old at the time, pitched three scoreless innings and claimed the game's Most Valuable Player honors. #



Dressed in their Homestead Grays uniforms, Hall of Famers Josh Gibson [L] and Buck Leonard [R] join Sam Bankhead [C] at Yankee Stadium in 1939.



Other Events at the Original Yankee Stadium

Boxing

Prizefighting was a regular staple of the original Yankee Stadium. Notable championship fights are listed below, while other cards (including the first-ever \$1 million non-title bout with Jack Dempsey knocking out Jack Sharkey on 7/21/27) also took place.

DATE	WINNER/LOSER	DATE	WINNER/LOSER
7/23/23	Leonard dec Tendler	6/19/46	Louis KO Conn
6/26/24	Greb dec Moore	9/18/46	Louis KO Mauriello
5/30/25	Berlenbach dec McTigue	9/27/46	Zale KO Graziano
9/11/25	Berlenbach KO Slattery	6/25/48	Louis KO Walcott
9/21/25	Walker dec Shade	9/23/48	Williams KO Flores
6/10/26	Berlenbach dec Stribling	8/10/49	Charles KO Lesnevich
7/26/28	Tunney KO Heeney	9/8/50	Saddler KO Pep
7/18/29	Loughran dec Braddock	9/27/50	Charles dec Louis
6/12/30	Schmeling DQ (foul) Sharkey	6/25/52	Maxim KO Robinson
7/17/30	Singer KO Mandell	6/17/54	Marciano dec Charles
8/30/37	Louis dec Farr	9/17/54	Marciano KO Charles
6/22/38	Louis KO Schmeling	9/21/55	Marciano KO Moore
6/28/39	Louis KO Galento	9/23/57	Basilio dec Robinson
8/22/39	Ambers dec Armstrong	6/26/59	Johanson KO Patterson
6/20/40	Louis KO Godoy	9/28/76	Ali dec Norton



The boxing ring was located just above second base at the original Yankee Stadium.

6/14/53	Liverpool 1 - Young Boys Club of Switzerland 1
4/29/56	Israel Olympic Team 2 - ASL All-Stars 1
9/5/66	Santos 4 - Inter Milan 1
1967	New York Skyliners a.k.a. Cerro of Uruguay (United Soccer Association)
1967-68	New York Generals (NPSL)
8/26/67	Inter Milan 1 - Santos 0
10/15/67	Israel National Team 3 - ASL All-Stars 1
6/21/68	Santos 4 - Napoli 2 (Att: 43,702)
7/12/68	New York Generals 5 - Santos 3
8/21/68	Real Madrid 4 - New York Generals 1
9/11/68	Santos 3 - Benfica 3 (including Eusebio)
5/30/69	Barcelona 3 - Juventus 2
6/27/69	Inter Milan 2 (PK win) - Sparta Prague 2
	A.C. Milan 4 - Panathinaikos 0
6/29/69	A.C. Milan 6 - Inter Milan 4
1971, 1976	New York Cosmos (NASL), including Pele
5/28/76	USA Bicentennial Cup, England 3 - Italy 2, Att: 40,650

Professional Football

1926	New York Yankees (AFL)
1927-28	New York Yankees (NFL)
1936-37	New York Yankees (NFL)
1940	New York Yankees (AFL)
1946-49	New York Yankees (AFL)
1950-51	New York Yankees (NFL)
1956-73	New York Giants (NFL); all-time regular season record at Yankee Stadium, 66-49-6. All-time postseason record at Yankee Stadium, 2-2.
1976	New York Jets (NFL) exhibition games

Notable Games:

11/3/23	Third Army Corps (Md.) 55 - Toronto Argonauts 7 (First professional game at Yankee Stadium)
10/21/36	N.Y. Yankees 7 - Pittsburgh Americans 6 (AFL) (First night football game at Yankee Stadium)
12/30/56	New York Giants 47 - Chicago Bears 7; NFL Championship Game, Giants win third title in team history.
12/28/58	Baltimore Colts 23 - New York Giants 17 (OT); "The Greatest Game Ever Played," NFL Championship Game, first OT game in NFL history.
12/30/62	Green Bay Packers 16 - New York Giants 7; NFL Championship Game
12/10/72	Miami Dolphins 23 - New York Giants 13; Dolphins improve to 13-0 in perfect 17-0 season.

College Football

1923-46	Fordham vs. NYU series
1923-48	NYU uses Stadium as a secondary home field
1925-29, 31-46, 69	Army vs. Notre Dame at the Stadium (22 times)
1930-31	Army vs. Navy played at the Stadium (2 times)
1968-'73; 76-87	Grambling vs. various schools (18 times)

Notable Games:

11/12/28	Notre Dame 12 - Army 6, scoreless at halftime, Knute Rockne gives his famous "win one for the Gipper" speech in the locker room
11/9/46	Notre Dame 0 - Army 0 in battle featuring four Heisman Trophy winners (Doc Blanchard-1945, Glenn Davis-1946, Johnny Lujack-1947 and Leon Hart-1949)
12/15/62	Gotham Bowl, Nebraska 36 - Miami 34

Notable Team Records in Yankee Stadium Games:

Army	17-17-4 in 38 games
Fordham	13-5-1 in 19 games
Notre Dame	15-6-3 in 24 games
NYU	52-40-4 in 96 games

Soccer

6/28/31	Exhibition: Glasgow Celtic 4, New York Yankees 1 (of the American Soccer League)
9/16/34	Charity match: Jewish All-Stars 3 - Irish All-Stars 0
9/27/36	Macabees of Palestine 6 - NY State All-Stars 0
11/8/36	ASL All-Stars 4 - Macabees of Palestine 1
5/4/47	Hapoel of Palestine 2 - U.S. All-Stars 0 (61,000 tickets sold)
1952	American Soccer League games
6/15/52	Tottenham Hotspur 7 - Manchester United 1
6/8/53	International Friendly: England 6 - U.S.A. 3

Notable Performers and Events

8/15-26/23	Tex Austin's Championship Rodeo
5/26/25	Finnish-American A.C. Track Meet feat. Paavo Nurmi
6/21/25	Aida performed by the Manhattan Opera Company.
5/22/27	Holy Name Society incl. address from Cardinal Hayes
8/2/28	Polyphonic Symphony Orchestra
4/30/31	Cinder Track Motorcycle Racing
5/17/31-5/30/39	20 Gaelic football games, Total Att.: 424,000
9/20/34	United Jewish Appeal benefit for German Jews, incl. George Burns/Gracie Allen, Kate Smith & Jack Benny
6/20/35	"June Night Frolic" benefit for Jewish National Fund
5/30-6/7/47	World's Greatest Rodeo and Thrill Circus
9/10/48	Rally for presidential candidate Henry A. Wallace
8/11/50	Chicago 3 - Springfield 1 of AAGPBL (3 inn.)
7/20/57	Rev. Billy Graham preaches.
9/7/57	Cardinal Spellman celebrates Mass.
8/3/58	Jehovah's Witnesses convention draws a single-day Stadium record 123,707 people.
10/4/65	Pop Paul VI celebrates Mass.
6/10/66	"Soundblast '66" featuring Ray Charles, The Byrds, The Beach Boys and Stevie Wonder
6/22/68	James Brown concert
6/21/69	The Isley Brothers perform, along with other acts.
7/7-8/72	Newport Jazz Festival, incl. Dizzy Gillespie, B.B. King, Thelonius Monk, Roberta Flack and Ray Charles
8/24/73	Fania All-Stars perform, including Willie Colon.
6/1/76	Rev. Sun Myung Moon's "God Bless America Festival"
10/2/79	Pop John Paul II celebrates Mass.
5/1/86	Cardinal O'Connor officiates World Youth Assembly.
6/26/88 & 7/4/89	Beach Boys perform postgame concerts.
8/27/89	Charlie Daniels Band performs.
6/21/90	Notre Dame welcomed with a huge celebration.
6/22-23/90	Billy Joel - "Storm Front" Tour
6/2/91	Beach Boys perform postgame concert.
8/29-30/92	U2 - "Zoo TV" Tour
6/10-11/94	Pink Floyd performs on back-to-back nights.
6/25/94	Closing ceremonies for the 1994 Unity Games.
4/25/99	Paul Simon sings "Mrs. Robinson" in centerfield on the day Joe DiMaggio's Monument is dedicated.
9/23/01	"A Prayer for America" service held for those lost on September 11, 2001.
3/10/06	Baseball reporter Ed Lucas marries Allison Pheifer in the first on-field wedding in Stadium history.
4/20/08	Pope Benedict XVI celebrates Mass.
5/14/08	New York University holds commencement.



College Football at the Original Yankee Stadium

YEAR	DATE	TEAM	SCORE	TEAM	SCORE	ATT.
1923	Oct. 20	Syracuse	3	Pittsburgh	0	25,000
	Oct. 27	West Virginia	13	Penn State	13	25,000
	Nov. 6	NYU	20	Fordham	0	10,000
	Nov. 10	Holy Cross	23	Fordham	7	8,000
	Nov. 17	Haskell Indian Sch.	14	Quantico Marines	14	10,000
	Nov. 24	NYU	7	Boston Univ.	0	2,500
	Dec. 1	Georgetown	6	Fordham	0	5,000
	Dec. 8	U.S.S. Wright	6	U.S.S. Wyoming	6	8,000
1924	Oct. 25	Lafayette	20	Wash. & Jeff.	6	15,000
	Oct. 27	Navy Scout. Fleet	7	Quantico Marines	6	4,000
	Nov. 1	Fordham	27	NYU	0	15,000
1925	Oct. 10	Georgia Tech	16	Penn State	7	8,000
	Oct. 17	Army	27	Notre Dame	0	80,000
	Oct. 31	Fordham	26	NYU	6	15,000
1926	Oct. 16	NYU	21	Tulane	0	25,000
	Oct. 23	NYU	30	Rutgers	0	20,000
	Oct. 30	NYU	27	Fordham	3	35,000
	Nov. 6	NYU	6	Carnegie Tech	0	35,000
	Nov. 13	Notre Dame	7	Army	0	72,000
1927	Oct. 15	NYU	32	Fordham	0	45,000
	Oct. 22	NYU	60	Rutgers	6	20,000
	Oct. 29	NYU	0	Colgate	0	45,000
	Oct. 30	Princeton Alumni	7	Harvard Alumni	0	4,000
	Nov. 5	NYU	20	Carnegie Tech	6	30,000
	Nov. 12	Army	18	Notre Dame	0	80,000
	Nov. 19	NYU Freshmen	6	Dean Academy	0	25,000
	Nov. 19	NYU	81	Allegheny	0	25,000



The football field ran along the third base line at the original Yankee Stadium, as seen in the above photo.

1928	Oct. 20	NYU	48	Rutgers	0	25,000
	Oct. 27	NYU	47	Colgate	6	52,000
	Nov. 3	Georgetown	7	NYU	2	50,000
	Nov. 6	West Virginia	18	Fordham	0	30,000
	Nov. 10	Notre Dame	12	Army	6	85,000
	Nov. 17	NYU	27	Missouri	6	45,000
	Nov. 29	Oregon State	25	NYU	13	40,000
Dec. 1	Stanford	26	Army	0	88,000	
1929	Oct. 19	NYU	7	Penn State	0	30,000
	Oct. 26	NYU Freshmen	20	Dean Academy	0	25,000
	Oct. 26	NYU	13	Butler	6	25,000
	Nov. 2	Georgetown	14	NYU	0	50,000
	Nov. 9	NYU	27	Georgia	19	42,000
	Nov. 16	NYU	14	Missouri	0	35,000
	Nov. 23	NYU Freshmen	12	Rutgers Freshmen	0	20,000
	Nov. 23	NYU	20	Rutgers	7	20,000
	Nov. 28	Carnegie Tech	20	NYU	0	55,000
	Nov. 30	Notre Dame	7	Army	0	85,000

YEAR	DATE	TEAM	SCORE	TEAM	SCORE	ATT.	
1930	Oct. 4	NYU	41	W. Va. Wesleyan	6	20,000	
	Oct. 11	NYU	20	Villanova	6	40,000	
	Oct. 18	NYU	38	Missouri	0	27,000	
	Oct. 25	Fordham	7	NYU	0	78,500	
	Nov. 1	Hampton Instit.	0	Lincoln University	0	9,000	
	Nov. 8	Army	13	Illinois	0	74,000	
	Nov. 15	NYU	2	Georgetown	0	20,000	
	Nov. 22	NYU	33	Rutgers	0	25,000	
	Nov. 29	Fordham Fresh.	27	NYU Fresh.	0	5,000	
	Dec. 6	Colgate	7	NYU	6	20,000	
	Dec. 13	Army	6	Navy	0	70,000	
	1931	Oct. 3	NYU	54	W. Va. Wesleyan	0	16,000
		Oct. 10	NYU	34	Georgetown	0	35,000
Oct. 17		NYU	27	Rutgers	7	15,000	
Oct. 24		NYU	13	Colgate	0	45,000	
Oct. 31		Oregon	14	NYU	6	20,000	
Nov. 7		Georgia	7	NYU	6	65,000	
Nov. 14		NYU	0	Fordham	0	78,000	
Nov. 26		NYU	7	Carnegie Tech	6	25,000	
Nov. 28		Army	12	Notre Dame	0	78,000	
Dec. 5		Tennessee	13	NYU	0	40,684	
Dec. 9		Columbia	13	Princeton	0	8,000	
Dec. 12		Army	17	Navy	7	75,000	
1932	Oct. 8	NYU	21	Rutgers	0	12,000	
	Oct. 15	NYU	39	Georgetown	0	30,000	
	Oct. 22	Colgate	14	NYU	0	35,000	
	Oct. 29	Purdue	34	NYU	9	25,000	
	Nov. 5	NYU	13	Georgia	7	15,000	
	Nov. 12	Fordham	7	NYU	0	40,000	
	Nov. 19	Manhattan Col.	0	Holy Cross	0	5,000	
	Nov. 24	NYU	13	Carnegie Tech	6	18,000	
Nov. 26	Notre Dame	21	Army	0	80,000		
1933	Oct. 7	W. Va. Wesleyan	3	NYU	0	12,000	
	Oct. 14	NYU	13	Lafayette	12	12,000	
	Oct. 21	Colgate	7	NYU	0	25,000	
	Nov. 4	Tulane	7	Colgate	0	18,000	
	Nov. 11	Fordham	20	NYU	12	30,000	
	Nov. 18	NYU	6	Rutgers	6	12,000	
	Nov. 25	NYU	7	Carnegie Tech	0	15,000	
	Dec. 2	Notre Dame	13	Army	12	78,000	
1934	Oct. 6	Fordham	57	Westminster	0	6,000	
	Oct. 20	NYU	12	Lafayette	7	10,000	
	Oct. 27	NYU	0	Georgetown	0	15,000	
	Nov. 3	Carnegie Tech	6	NYU	0	15,000	
	Nov. 10	Colgate	20	Tulane	6	45,000	
	Nov. 24	Notre Dame	12	Army	6	80,000	
	Nov. 29	Fordham	39	NYU	13	25,000	
1935	Oct. 5	NYU	34	Bates College	7	10,000	
	Oct. 12	NYU	25	Carnegie Tech	6	20,000	
	Oct. 19	NYU	33	Penn. Military Col.	7	10,000	
	Oct. 26	NYU	7	Georgetown	6	20,000	
	Nov. 2	NYU	14	Bucknell	0	15,000	
	Nov. 9	NYU	45	City College of NY	0	6,000	
Nov. 16	Army	6	Notre Dame	6	80,000		
Nov. 28	Fordham	21	NYU	0	75,000		
1936	Oct. 10	Army	27	Columbia	16	38,000	
	Oct. 17	North Carolina	14	NYU	13	8,000	
	Oct. 24	NYU	7	Georgetown	7	16,000	
	Oct. 31	NYU	46	Lafayette	0	10,000	
	Nov. 7	Carnegie Tech	14	NYU	6	9,000	
	Nov. 14	Notre Dame	20	Army	6	80,000	
	Nov. 21	NYU	25	City College of NY	7	7,000	
Nov. 26	NYU	7	Fordham	6	50,000		
1937	Oct. 23	Lafayette	13	NYU	0	7,500	
	Oct. 30	NYU	14	Colgate	7	25,000	
	Nov. 6	NYU	13	Lehigh	0	11,000	
	Nov. 13	Notre Dame	7	Army	0	65,000	
	Nov. 27	Fordham	20	NYU	7	65,000	



YEAR	DATE	TEAM	SCORE	TEAM	SCORE	ATT.
1938	Oct. 15	North Carolina	7	NYU	0	15,000
	Oct. 22	Georgetown	14	Manhattan Col.	13	12,000
	Oct. 29	Notre Dame	19	Army	7	79,000
	Nov. 5	Manhattan Col.	3	N.C. State	0	8,000
	Nov. 11	NYU	13	Colgate	7	25,000
	Nov. 19	Manhattan Col.	13	West Virginia	0	5,000
Nov. 26	Fordham	25	NYU	0	50,000	
1939	Oct. 21	NYU	6	Carnegie Tech	0	25,000
	Oct. 28	NYU	14	Georgia	13	15,000
	Nov. 4	Notre Dame	14	Army	0	75,600
	Nov. 11	Missouri	20	NYU	7	30,000
	Nov. 18	Georgetown	14	NYU	0	17,000
Dec. 2	Fordham	18	NYU	7	57,000	
1940	Oct. 12	Syracuse	47	NYU	13	8,000
	Oct. 19	Holy Cross	13	NYU	7	12,000
	Oct. 26	Georgetown	26	NYU	0	11,000
	Nov. 2	Notre Dame	7	Army	0	76,000
	Nov. 9	Manhattan Col.	45	Marquette	41	6,000
	Nov. 30	Fordham	26	NYU	0	35,000
1941	Oct. 11	Texas A&M	49	NYU	7	18,000
	Oct. 18	Syracuse	31	NYU	0	10,000
	Nov. 1	Army	0	Notre Dame	0	76,000
	Nov. 8	Missouri	26	NYU	0	6,700
	Nov. 15	Tulane	45	NYU	0	8,100
Nov. 29	Fordham	30	NYU	9	31,000	
1942	Oct. 10	Princeton	10	Navy	0	20,000
	Nov. 7	Notre Dame	13	Army	0	75,142
	Nov. 21	Army	40	Princeton	7	18,000
	Nov. 28	Fordham	6	N.C. Pre-Flight	0	24,500
1943	Nov. 6	Notre Dame	26	Army	0	76,000
1944	Nov. 11	Army	59	Notre Dame	0	74,430
1945	Oct. 13	Army	28	Michigan	7	70,000
	Nov. 10	Army	48	Notre Dame	0	75,000
1946	Nov. 9	Army	0	Notre Dame	0	74,000
	Nov. 16	NYU	33	Fordham	28	28,000
	Nov. 23	Georgetown	19	NYU	12	10,000
1947	Oct. 11	Army	0	Illinois	0	65,000
	Oct. 18	West Virginia	40	NYU	0	8,000
	Nov. 19	NYU	19	Bucknell	6	5,000

YEAR	DATE	TEAM	SCORE	TEAM	SCORE	ATT.
1948	Nov. 6	Army	43	Stanford	0	46,695
	Nov. 13	Rutgers	40	NYU	0	4,000
1949	Nov. 12	Notre Dame	42	North Carolina	6	67,000
1950	Oct. 14	Army	27	Michigan	6	67,076
1951	Nov. 3	USC	28	Army	6	16,508
1959	Oct. 31	Army	13	Air Force	13	67,000
1960	Nov. 5	Army	9	Syracuse	6	66,000
1961	Nov. 18	Oklahoma	14	Army	8	37,200
1962	Nov. 17	Pittsburgh	7	Army	6	23,917
	Dec. 15	Nebraska	36	Miami	34	6,166
1963	Nov. 28	Syracuse	14	Notre Dame	7	56,972
1964	Nov. 7	Syracuse	27	Army	15	37,552
1968	Sept. 28	Morgan State	9	Grambling	7	60,811
1969	Sept. 20	Grambling	30	Morgan State	12	60,118
	Oct. 11	Notre Dame	45	Army	0	63,786
1970	Sept. 11	Southern Univ.	21	N.C. A&T	6	25,000
1971	Sept. 11	Grambling	31	Morgan State	13	65,055
1972	Sept. 9	Grambling	6	Morgan State	0	63,917
1973	Sept. 22	Grambling	31	Morgan State	14	64,243
1976	Oct. 30	Norfolk State	23	Bethune-Cookman	14	23,518
1977	Sept. 17	Grambling	35	Morgan State	19	34,403
1978	Sept. 23	Grambling	21	Morgan State	0	39,118
1979	Sept. 8	Grambling	28	Morgan State	18	38,164
1980	Sept. 13	Grambling	34	Morgan State	13	36,631
1981	Sept. 5	Grambling	21	Florida A&M	10	40,661
1982	Sept. 4	Grambling	42	Morgan State	13	33,142
1983	Sept. 17	Grambling	33	Morgan State	0	34,098
1984	Sept. 8	Boston Univ.	16	Grambling	9	31,979
1985	Sept. 21	Grambling	45	N.C. Central	14	37,192
1986	Sept. 20	Grambling	32	N.C. Central	24	31,968
1987	Sept. 12	Central State	37	Grambling	21	29,411

Picture Perfect

The grandeur of the original Yankee Stadium was a much sought-out location for filming during its existence. Though no official list of which movies were shot at the House That Ruth Built exists, below is a list of films culled through research in which the Stadium was either prominently featured or used as a primary location for filming. The Stadium also appeared briefly in numerous other projects, as well as several episodes of the television series *Seinfeld* (1990-98).

- Life's Greatest Game* (1924)
- Slide, Kelly, Slide* (1927)
- Speedy* (1928)
- The Cameraman* (1928)
- Fast Company* (1929)
- Pride of the Yankees* (1942)
- Woman of the Year* (1942)
- The Babe Ruth Story* (1948)
- It Happens Every Spring* (1949)
- The Stratton Story* (1949)
- Angels in the Outfield* (1951)
- The Winning Team* (1952)
- The Kid from Left Field* (1953)
- Beau James* (1957)
- Damn Yankees* (1958)
- The F.B.I. Story* (1959)

- Safe at Home!* (1962)
- The Detective* (1968)
- Bang the Drum Slowly* (1973)
- Manhattan* (1979)
- It's My Turn* (1980)
- Big* (1988)
- Major League* (1989)
- It Could Happen to You* (1994)
- Little Big League* (1994)
- The Scout* (1994)
- Die Hard with a Vengeance* (1995)
- For Love of the Game* (1999)
- Life* (1999)
- Anger Management* (2003)
- P.S. I Love You* (2007)



The current Yankee Stadium has been featured in film, appearing in *The Adjustment Bureau* (2011), *Megan Leavey* (2016) and *Set It Up* (2018), as well as episodes of television's *Extreme Makeover: Home Edition* (2010), *Entourage* (2011), *White Collar* (2012) and *God Friended Me* (2019). The Stadium was also the site of Mariah Carey's 2009 music video for "I Want to Know What Love Is," and it featured in a widely regarded Facebook Groups commercial in 2019. It has been additionally featured on talk shows such as the *Tonight Show Starring Jimmy Fallon* and *Late Night with Seth Myers* as well as in a segment in ESPN's *Peyton's Place* series.



Previous Homes of the Yankees

Hilltop Park

American League Park (commonly known as Hilltop Park) was the Yankees' first home. Hastily constructed in just six weeks on one of the highest points in Upper Manhattan, the all-wooden ballpark sat on a block bounded by Broadway, 165th Street, Fort Washington Avenue and 168th Street, in close proximity to the New York Giants' 157th Street home, the Polo Grounds. The first game at Hilltop Park was played on April 30, 1903—a 6-2 win over Washington, started by Hall of Famer Jack Chesbro.

The ballpark had a covered grandstand ringing the infield from first base to third base and uncovered bleachers running up the foul lines. There was seating for approximately 15,000 people, but as was the case in many ballparks of that time, it could accommodate overflow crowds both in the outfield and along foul ground in the infield, occasionally bringing capacity up toward 25,000.

When a fire ravaged the Polo Grounds on April 14, 1911, the Yankees allowed the Giants to play their home games at Hilltop Park until the Polo Grounds could be rebuilt. From April 15 through May 30, the Giants put together a 20-8 record at their temporary home.

The Yankees were successful in their 10 years at Hilltop Park, compiling a 398-342-8 all-time record there. The club's final game at the structure came on October 5, 1912—an 8-6 win vs. Washington. After the Yankees' lease at Hilltop Park expired at the end of the season, they decided to leave the rickety ballpark to become renters at the Polo Grounds, where the Giants became their landlords. The move, unthinkable years earlier, was facilitated by the Yankees' post-fire hospitality.

In 1914, Hilltop Park was torn down. Currently, its former location is the site of NewYork-Presbyterian Medical Center. ❧



Hilltop Park (above/below) served as the Yankees' first home. It was built in just six weeks and was located near Broadway and 168th Street in Upper Manhattan.



Polo Grounds

The Yankees called the Polo Grounds home from 1913 through 1922, sharing the park with the New York Giants. Located on West 157th Street and Eighth Avenue in Upper Manhattan, the Polo Grounds was overlooked by a promontory called Coogan's Bluff to the west. To the east was the Harlem River—on the other side of which Yankee Stadium was built in 1923.

The Polo Grounds was constructed with straight sides, and the outfield fences by the foul poles ran parallel to each other and away from home plate. The foul poles in left and right were approximately 277 and 258 feet away from the plate, respectively, while left-center, center and right fields were all in the range of 445-483 feet away from home.

The Yankees compiled a 416-338-10 all-time regular season record at the uniquely-shaped facility, winning the first two pennants in franchise history while tenants in 1921 and 1922. The club lost both of those World Series to the NL Champion Giants—5 games to 3 in 1921 and 4 games to none with one tie in 1922—in Fall Classics played entirely at the Polo Grounds.

The American Leaguers were welcome tenants as long as they remained less popular than the Giants. But with Babe Ruth's arrival in 1920 and the team's subsequent success, the dynamic quickly changed. After the Yankees started outdrawing the Giants in their own park in 1920 and 1921, the National Leaguers asked the Yankees to vacate to a new facility as soon as possible. The 1922 season marked their final season in Manhattan before their April 18, 1923, Yankee Stadium debut in the Bronx.

The Polo Grounds remained home to the Giants until they moved to San Francisco in 1958. It stood empty until 1962 when the Mets arrived to play two seasons there before moving into Shea Stadium. In 1964, the Polo Grounds was demolished. Apartment buildings called the Polo Grounds Towers occupy the site today. ❧



The Polo Grounds, located on West 157th Street and Eighth Avenue in Upper Manhattan, served as the home of the Yankees from 1913-22.

Shea Stadium

During the 1974-75 renovation of original Yankee Stadium, the Yankees shared Shea Stadium in Flushing, Queens, with the New York Mets.

These were transitional years for the Yankees, with Bill Virdon managing all but the final two months of the 1975 season when Billy Martin assumed command on Old-Timers' Day. It was Martin's first of five tours of duty as Yankees manager.


The Yankees had a combined 172-150 record over the two seasons, (90-69 at Shea), while drawing 2,561,123 fans over the span. The team made Shea as Yankees-friendly as possible, with the Yankees' top hat logo atop the Shea scoreboard, Bob Sheppard doing the public address announcements and Toby Wright on the organ. The team's plaques and monuments however, were placed in storage until the team's return to Yankee Stadium.

The players occupied the New York Jets clubhouse and used the first base dugout.


The 1974 Yankees nearly made it to the postseason, finishing just two games behind the division champion Baltimore Orioles. That offseason, the team signed Cy Young winner Jim "Catfish" Hunter, a free agent, to a historic five-year contract, and traded Bobby Murcer for Bobby Bonds, who delivered the Yankees' first 30 home run / 30 stolen base season in 1975. Hunter's New Year's Eve signing was announced at a press conference at the team offices in the Parks Administration Building in Flushing Meadow Park across Roosevelt Avenue from Shea. He would go 23-14 in 1975 with 30 complete games and 328.0 innings pitched.

An infamous event at Shea occurred on June 10, 1975, when the Yankees held a Salute to the U.S. Army Day, which featured a 21-gun salute for the Army's 200th anniversary. The percussion from cannon fire proceeded to blow down the outfield fence and set it on fire, resulting in a delay to the start of the game, and national news coverage.

Shea Stadium, named for attorney William A. Shea who spearheaded the effort to bring an expansion team to New York, opened in 1964 and made its farewell after the 2008 season, just like the renovated original Yankee Stadium. ❄️



Jim "Catfish" Hunter poses for media at Shea Stadium in January 1975, soon after signing a then-record five-year free agent contract with the Yankees.



Roy White tallied a .368 on-base percentage in 135 games played at Shea Stadium, the highest of all Yankees with at least 100G played at Shea over the two-season stretch the Yankees called it home.



Shea Stadium in Flushing, Queens, was the Yankees' home from 1974-75.

Original Yankee Stadium Information

Original Yankee Stadium Dimensions

Field	Distances/Dates	Distances/Dates	Distances/Dates	Distances/Dates	Distances/Dates
Left-Field Foul Pole:	281 ft. (1923-27)	301 ft. (1928-73)	312 ft. (1976-84)	312 ft. (1985-87)	318 ft. (1988-2008)
Left Field:	395 ft. (1923-27)	402 ft. (1928-73)	387 ft. (1976-84)	379 ft. (1985-87)	N/A
Left-center Field:	460 ft. (1923-36)	457 ft. (1937-73)	430 ft. (1976-84)	411 ft. (1985-87)	399 ft. (1988-2008)
Center Field*:	461 ft. (1937-66)	463 ft. (1967-73)	417 ft. (1976-84)	410 ft. (1985-87)	408 ft. (1988-2008)
Right-center Field:	429 ft. (1923-36)	407 ft. (1937-73)	385 ft. (1976-84)	385 ft. (1985-87)	385 ft. (1988-2008)
Right Field:	370 ft. (1923-36)	344 ft. (1937-73)	353 ft. (1976-84)	353 ft. (1985-87)	N/A
Right-field Foul Pole:	295 ft. (1923-38)	296 ft. (1939-73)	310 ft. (1976-84)	310 ft. (1985-87)	314 ft. (1988-2008)

*(490 ft. from 1923-27 and 475 ft. from 1928-36)

Original Yankee Stadium Firsts and Lasts

FIRSTS


Game:	April 18, 1923 (4-1 win vs. Boston Red Sox)
Ceremonial First Pitch:	N.Y. Governor Al Smith
Pitch:	Bob Shawkey (ball)
Victory:	April 18, 1923 (4-1 vs. Boston)
Loss:	April 22, 1923 (4-3 vs. Washington)
Batter:	Boston's Chick Fewster (grounded to short)
Yankees Batter:	Whitey Witt
Hit:	Boston's George Burns (April 18, 2nd-inning single)
Yankees Hit:	Aaron Ward (April 18, 3rd-inning single)
Run:	Bob Shawkey (April 18, on Joe Dugan's single in 3rd)
Home Run:	Babe Ruth (April 18, three-run HR in 3rd)
Error:	Babe Ruth (April 18, dropped fly ball in 5th)

PRE-REMODELING LASTS

Game:	Sept. 30, 1973 (8-5 loss vs. Detroit Tigers)
Attendance:	32,969
Batter:	Mike Hegan (fled out to CF)
Home Run:	Duke Sims (Sept. 30 off Detroit's Fred Holdsworth)
Pitch:	Detroit's John Hillier
Victory:	Sept. 29, 1973 (3-0 vs. Detroit Tigers)
Yankees Winning Pitcher:	Doc Medich (Sept. 29, 3-0 CG vs. Detroit)

REMODELED YANKEE STADIUM LASTS

Game:	Sept. 21, 2008 (7-3 win vs. Baltimore)
Ceremonial First Pitch:	Julia Ruth Stevens (daughter of Babe Ruth)
Pitch:	Mariano Rivera to Baltimore's Brian Roberts
Batter:	Baltimore's Brian Roberts (9th-inning ground out to first base)
Yankees Batter:	Derek Jeter (8th-inning ground out to third base)
Hit:	Jason Giambi (7th-inning single to left)
Run:	Brett Gardner (7th-inning)
Home Run:	Jose Molina (4th-inning, two-run homer to left off Baltimore's Chris Waters on Sept. 21, 2008)
Error:	Baltimore's Brandon Fahey (misplayed grounder in 7th-inning on Sept. 21, 2008)
Winning Pitcher:	Andy Pettitte on Sept. 21, 2008 vs. Baltimore
Star-Spangled Banner Performer:	United States Army Field Band
God Bless America Singer:	Ronan Tynan
Final Two Songs Played over PA:	"Good Night Sweetheart" played by organist Ed Alstrom in memory of Eddie Layton, followed by "New York, New York" sung by Frank Sinatra



The Yankees posted an all-time regular season record of 4,133-2,430-18 at the original Yankee Stadium, and went 101-60 there in postseason play.

ORIGINAL YANKEE STADIUM LEADERS (1923-2008)

Most Career Games

1. Mickey Mantle	1,213
2. Lou Gehrig	1,080
3. Yogi Berra	1,068
4. Bernie Williams	1,039
5. Derek Jeter	1,004

Most Career Hits

1. Derek Jeter	1,274
2. Lou Gehrig	1,269
3. Mickey Mantle	1,211
4. Bernie Williams	1,123
5. Joe DiMaggio	1,060

Most Career Home Runs

1. Mickey Mantle	266
2. Babe Ruth	259
3. Lou Gehrig	251
4. Yogi Berra	210
5. Joe DiMaggio	148

Most Career RBI

1. Lou Gehrig	949
2. Babe Ruth	777
3. Mickey Mantle	744
4. Yogi Berra	727
5. Joe DiMaggio	720

Most Career Wins

1. Red Ruffing	126
2. Whitey Ford	120
3. Lefty Gomez	112
4. Ron Guidry	99
5. Andy Pettitte	94

Best Career ERA (min: 500.0 IP)

1. Fritz Peterson	2.52
2. Whitey Ford	2.57
3. Mariano Rivera	2.61
4. Spud Chandler	2.62
5. Stan Bahnsen	2.65

Most Career Strikeouts

1. Ron Guidry	969
2. Andy Pettitte	816
3. Whitey Ford	748
4. Roger Clemens	710
5. Mike Mussina	701

Most Career Saves (since 1969)

1. Mariano Rivera	230
2. Dave Righetti	111
3. Goose Gossage	70
4. Sparky Lyle	63
5. Steve Farr	45

Most Career Managerial Wins

1. Joe McCarthy	809
2. Joe Torre	614
3. Casey Stengel	604
4. Ralph Houk	550
5. Miller Huggins	339



Monument Park

Since 1932, the New York Yankees have honored their all-time greats with the dedication of monuments and plaques in Yankee Stadium. The tradition continues in the current Stadium in Monument Park, located behind the outfield fence in center field.

The first monument was dedicated on May 30, 1932, to the memory of Miller Huggins, who died suddenly in 1929. The diminutive manager guided the Yankees to six American League pennants and three World Championships in his 11-plus seasons.

The first plaque was placed on the center-field wall in April 1940, a tribute to Jacob Ruppert, the former owner who built Yankee Stadium and brought the tradition of winning to the Yankees.

Two additional monuments followed: in 1941 for Lou Gehrig and in 1949 for Babe Ruth. Later plaques were placed in center field for General Manager Ed Barrow (1954) and two great Yankees center fielders, Joe DiMaggio and Mickey Mantle (1969). After his death, Mantle's plaque was removed and replaced by a fourth monument on August 25, 1996. On April 25, 1999, DiMaggio—who passed away less than two months earlier—was honored with the Stadium's fifth monument. (The two plaques which previously honored DiMaggio and Mantle were donated by the Yankees to the Yogi Berra Museum and Learning Center in Montclair, N.J.)

Originally, the monuments, plaques and Stadium flagpole were located in the field of play on the warning track in straight-away center field, approximately 10 feet in front of the wall. On many occasions, long hits and fly balls forced fielders to go behind the monuments to retrieve the baseball.

One tradition of Yankee Stadium before it was remodeled was to allow fans to exit through the center-field gates via the warning track, where they could pause and reflect on the achievements of these honored legends. After the Stadium was remodeled in 1974 and 1975, the monuments and plaques were relocated to an area off the field between the Yankees' and visitors' bullpens.

In 1976, two more plaques were added to memorialize managers Joe McCarthy and Casey Stengel. In the 1980s, plaques were dedicated to Yankees greats Thurman Munson (1980), Elston Howard and Roger Maris (1984), Phil Rizzuto (1985), Billy Martin (1986), Whitey Ford and Lefty Gomez (1987), Yogi Berra and Bill Dickey (1988), and Allie Reynolds (1989). The team also dedicated two plaques to non-uniformed Yankees legends — the "Voice of the Yankees," Mel Allen (1998), and the "Voice of Yankee

Stadium," public address announcer Bob Sheppard (2000). Yankees greats Don Mattingly (1997), Reggie Jackson (2002), Ron Guidry (2003) and Red Ruffing (2004) had their plaques added prior to the closing of the original Yankee Stadium. At the current Stadium, Tino Martinez, Goose Gossage, Paul O'Neill and Joe Torre (all 2014), Bernie Williams, Willie Randolph, Mel Stottlemire, Jorge Posada and Andy Pettitte (2015), Mariano Rivera (2016) and Derek Jeter (2017) have had their plaques added as well.

Plaques commemorating the visits of Pope Paul VI in 1965 and Pope John Paul II in 1979 were dedicated by the Knights of Columbus, and a plaque commemorating the Yankees' interlocking "NY" insignia was added to the park in 2001. A plaque was also dedicated in 2008 following the visit of Pope Benedict XVI, and another was added in 2014 to commemorate the 1990 visit of Nelson Mandela.

In 1985, after the left-center-field fence of the original Stadium was moved in, the Yankees were able to open Monument Park for up-close fan viewing. By 1988, long lines and increased fan interest caused the Yankees to move the fence in further and expand the area. A special walkway was added with an exhibit honoring those Yankees who have had their uniform numbers retired.

In a pregame ceremony on Sept. 11, 2002, the Yankees dedicated a monument in remembrance of the victims and heroes of the 9/11 tragedy. It was the sixth monument dedicated in Yankee Stadium and the first to non-Yankees personnel.

During a special pregame ceremony on Sept. 20, 2010, the entire Yankees team joined the Steinbrenner family and Yankees alumni in unveiling a monument for longtime Principal Owner George M. Steinbrenner III, who passed away on July 13 of that season.

Additionally, in the current Yankee Stadium, plaques were added to commemorate the achievements of Jackie Robinson (dedicated on Sept. 22, 2013 — the same day the Yankees honored the career of Mariano Rivera), the life of Nelson Mandela and his June 21, 1990, visit to Yankee Stadium (dedicated on April 15, 2014) and the 50th anniversary of the Stonewall Inn uprising (dedicated on June 25, 2019).

In all, there are seven monuments (for four Yankees players, one manager, one owner and one to acknowledge the tragedy of Sept. 11) and 38 plaques (for 24 Yankees players, three managers, one owner, one executive, one PA announcer, one broadcaster, three Papal visit commemorations, ones recognizing Jackie Robinson, Nelson Mandela, the Stonewall Inn, and one noting the history of the NY logo). ❁



Monument Park is located just behind the centerfield fence and is accessible to all fans.



Monument Park prior to the final game at the original Yankee Stadium on September 21, 2008.

Monument Park Monuments

(In order of dedication)



MILLER JAMES HUGGINS

MANAGER OF NEW YORK YANKEES, 1918-1929
PENNANT WINNERS, 1921-22-23... 1926-27-28
WORLD CHAMPIONS, 1923, 1927 AND 1928

AS A TRIBUTE TO A SPLENDID CHARACTER
WHO MADE PRICELESS CONTRIBUTION TO BASEBALL
AND ON THIS FIELD BROUGHT GLORY TO THE
NEW YORK CLUB OF THE AMERICAN LEAGUE

THIS MEMORIAL IS ERECTED BY
COL. JACOB RUPPERT
AND
BASEBALL WRITERS OF NEW YORK

MAY 30, 1932



HENRY LOUIS GEHRIG

JUNE 19TH 1903 - JUNE 2ND 1941
A MAN, A GENTLEMAN
AND
A GREAT BALL PLAYER

WHOSE AMAZING RECORD
OF 2130 CONSECUTIVE GAMES
SHOULD STAND FOR ALL TIME.

THIS MEMORIAL IS A TRIBUTE
FROM THE
YANKEE PLAYERS
TO THEIR BELOVED CAPTAIN AND TEAM MATE

JULY THE FOURTH
1941

(Dedication ceremony held July 6, 1941)



GEORGE HERMAN "BABE" RUTH

1895 - 1948
A GREAT BALL PLAYER
A GREAT MAN
A GREAT AMERICAN

GEORGE HERMAN "BABE" RUTH

1895 - 1948
A GREAT BALL PLAYER
A GREAT MAN
A GREAT AMERICAN

ERECTED BY
THE YANKEES
AND
THE NEW YORK BASEBALL WRITERS

APRIL 19, 1949



MICKEY MANTLE

"A GREAT TEAMMATE"
1931-1955

536 HOME RUNS
WINNER OF TRIPLE CROWN 1956
MOST WORLD SERIES HOMERS 18
SELECTED TO ALL STAR GAME 20 TIMES
WON MVP AWARD 1956, 1957 + 1962
ELECTED TO HALL OF FAME 1974

A MAGNIFICENT YANKEE
WHO LEFT A LEGACY OF
UNEQUALED COURAGE

DEDICATED BY
THE NEW YORK YANKEES
AUGUST 25, 1986


MICKEY MANTLE

"A GREAT TEAMMATE"
1931-1955

536 HOME RUNS
WINNER OF TRIPLE CROWN 1956
MOST WORLD SERIES HOMERS 18
SELECTED TO THE ALL STAR GAME 20 TIMES
WON MVP AWARD 1956, 1957 + 1962
ELECTED TO HALL OF FAME 1974

A MAGNIFICENT YANKEE
WHO LEFT A LEGACY OF
UNEQUALED COURAGE

DEDICATED BY
THE NEW YORK YANKEES
AUGUST 25, 1986



JOSEPH PAUL DIMAGGIO

"THE YANKEE CLIPPER"
1914 - 1999

RECOGNIZED AS BASEBALL'S
GREATEST LIVING PLAYER

DEDICATED BY
THE NEW YORK YANKEES
APRIL 25, 1999

JOSEPH PAUL DIMAGGIO

"THE YANKEE CLIPPER"
1914 - 1999

RECOGNIZED AS BASEBALL'S
"GREATEST LIVING PLAYER"

LIFETIME BATTING AVERAGE .325
WON MVP AWARD 1939, 1941, 1947
SELECTED TO ALL-STAR GAME 13 TIMES
AMERICAN LEAGUE BATTING TITLE 1939, 1940
ELECTED TO HALL OF FAME 1955

SET ONE OF BASEBALL'S MOST ENDURING RECORDS,
56-GAME HITTING STREAK
MAY 15 TO JULY 16, 1941

LED THE YANKEES TO AN INCREDIBLE NINE WORLD
CHAMPIONSHIPS
IN HIS 13-YEAR CAREER

A BASEBALL LEGEND AND
AN AMERICAN ICON

"HE HAS PASSED, BUT HE WILL NEVER LEAVE US"

DEDICATED BY
THE NEW YORK YANKEES,
APRIL 25, 1999



SEPTEMBER 11, 2001 TRIBUTE

We Remember
On September 11, 2001, despicable acts of terrorism were
perpetrated on our country.

In tribute to the eternal spirit of the innocent victims of these
crimes and to the selfless courage shown by both public
servants and private citizens, we dedicate this plaque.

These valiant souls, with unfettered resolve, exemplify the true
character of this great nation. Their unity and resilience during
this time of distress defined American heroism for
future generations.

Dedicated by the New York Yankees
September 11, 2002





GEORGE M. STEINBRENNER III

July 4, 1930 - July 13, 2010

New York Yankees Principal Owner
"The Boss"
1973 - 2010

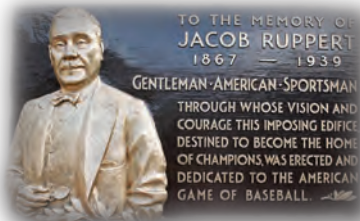
Purchased the New York Yankees on January 3, 1973. A true visionary who changed the game of baseball forever, he was considered the most influential owner in all of sports. In his 37 years as Principal Owner, the Yankees posted a Major League-best .566 winning percentage, while winning 11 American League pennants and seven World Series titles, becoming the most recognizable sports brand in the world.

A devoted sportsman, he was Vice President of the United States Olympic Committee, a member of the Baseball Hall of Fame's Board of Directors and a member of the NCAA Foundation Board of Trustees.

A great philanthropist whose charitable efforts were mostly performed without fanfare, he followed a personal motto of the greatest form of charity is anonymity.

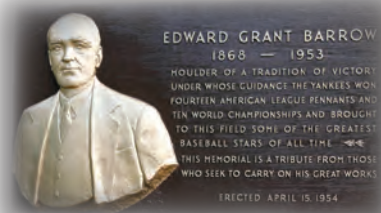
Dedicated by the New York Yankees
September 20, 2010

Monument Park Plaques (In order of dedication)




TO THE MEMORY OF
JACOB RUPPERT
1867-1939

GENTLEMAN - AMERICAN - SPORTSMAN
THROUGH WHOSE VISION AND COURAGE THIS IMPOSING EDIFICE, DESTINED TO BECOME THE HOME OF CHAMPIONS, WAS ERRECTED AND DEDICATED TO THE AMERICAN GAME OF BASEBALL.



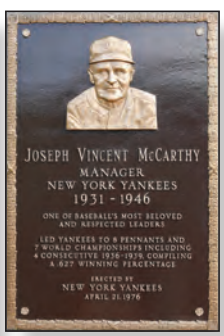
EDWARD GRANT BARROW
1868-1953

MOULDER OF A TRADITION OF VICTORY UNDER WHOSE GUIDANCE THE YANKEES WON FOURTEEN AMERICAN LEAGUE PENNANTS AND TEN WORLD CHAMPIONSHIPS AND BROUGHT TO THIS FIELD SOME OF THE GREATEST BASEBALL STARS OF ALL TIME. THIS MEMORIAL IS A TRIBUTE FROM THOSE WHO SEEK TO CARRY ON HIS GREAT WORKS. ERCTED APRIL 15, 1954



POPE PAUL VI

IN COMMEMORATION OF THE SOLEMN MASS FOR PEACE OFFERED BY HIS HOLINESS POPE PAUL VI
OCTOBER 4, 1965
HERE IN YANKEE STADIUM
GIFT OF
KNIGHTS OF COLUMBUS



JOSEPH VINCENT MCCARTHY

ONE OF BASEBALL'S MOST BELOVED AND RESPECTED LEADERS
LED YANKEES TO 8 PENNANTS AND 7 WORLD CHAMPIONSHIPS INCLUDING 4 CONSECUTIVE 1936-1939, COMPILING A .627 WINNING PERCENTAGE

ERECTED BY
NEW YORK YANKEES
APRIL 21, 1976



CHARLES DILLON "CASEY" STENDEL
1890-1975

BRIGHTENED BASEBALL FOR OVER 50 YEARS

WITH SPIRIT OF ETERNAL YOUTH
YANKEE MANAGER 1949-1960 WINNING 10 PENNANTS AND 7 WORLD CHAMPIONSHIPS INCLUDING A RECORD 5 CONSECUTIVE 1949-1953

ERECTED BY
NEW YORK YANKEES
JULY 30, 1976



POPE JOHN PAUL II

IN COMMEMORATION OF THE MASS FOR WORLD JUSTICE AND PEACE OFFERED BY HIS HOLINESS POPE JOHN PAUL II
OCTOBER 2, 1979
HERE IN YANKEE STADIUM
GIFT OF
KNIGHTS OF COLUMBUS





THURMAN MUNSON
NEW YORK YANKEES

JUNE 7, 1947-AUGUST 2, 1979
YANKEE CAPTAIN

"OUR CAPTAIN AND LEADER HAS NOT LEFT US... TODAY, TOMORROW, THIS YEAR, NEXT... OUR ENDEAVORS WILL REFLECT OUR LOVE AND ADMIRATION FOR HIM."

ERECTED BY
THE NEW YORK YANKEES
SEPTEMBER 20, 1980



ELSTON GENE HOWARD
1929-1980

"A MAN OF GREAT GENTLENESS AND DIGNITY... ONE OF ALL-TIME YANKEE GREATS... AMERICAN LEAGUE MVP IN 1963... WINNER OF TWO GOLD GLOVES... A FITTING LEADER TO BE FIRST BLACK PLAYER TO WEAR THE YANKEE UNIFORM... IF INDEED, HUMILITY IS A TRADEMARK OF MANY GREAT MEN... ELSTON HOWARD WAS ONE OF THE TRULY GREAT YANKEES."

ERECTED BY
NEW YORK YANKEES
JULY 21, 1984



ROGER EUGENE MARIS
AGAINST ALL ODDS

IN 1961 HE BECAME THE ONLY PLAYER TO HIT MORE THAN 60 HOMERUNS IN A SINGLE SEASON... IN RELATED RECOGNITION OF ONE OF BASEBALL'S GREATEST ACHIEVEMENTS EVER... HE IS ONE OF THE YANKEES SALUTE HIM AS A GREAT PLAYER AND AS AUTHOR OF ONE OF THE MOST REMARKABLE CHAPTERS IN THE HISTORY OF MAJOR LEAGUE BASEBALL.

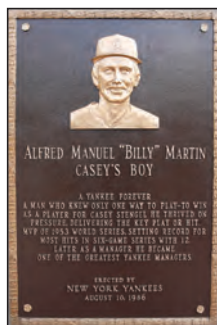
ERECTED BY
NEW YORK YANKEES
JULY 21, 1984



PHILIP FRANCIS RIZZUTO

"A MAN'S SIZE IS MEASURED BY HIS HEART... SCOOTER SPARKED YANKEES TO 10 PENNANTS AND 8 WORLD CHAMPIONSHIPS... 1950 AMERICAN LEAGUE MVP... 1950 MAJOR LEAGUE PLAYER OF THE YEAR... MVP OF WORLD SERIES IN 1951... HAS ENJOYED TWO OUTSTANDING CAREERS... ALL-TIME YANKEE SHORTSTOP... ONE OF GREAT YANKEE BROADCASTERS... 'HOLY COW'."

ERECTED BY
NEW YORK YANKEES
AUGUST 4, 1986



**ALFRED MANUEL
"BILLY" MARTIN**
CASEY'S BOY

A YANKEE FOREVER... A MAN WHO KNEW ONLY ONE WAY TO PLAY-TO WIN... AS A PLAYER FOR CASEY STENGEL HE THRIVED ON PRESSURE, DELIVERING THE KEY PLAY OR HIT... MVP OF 1953 WORLD SERIES, SETTING RECORD FOR MOST HITS IN SIX-GAME SERIES WITH 12... LATER AS A MANAGER HE BECAME ONE OF THE GREATEST YANKEE MANAGERS.

ERECTED BY
NEW YORK YANKEES
AUGUST 10, 1986



EDWARD "WHITEY" FORD

"CHAIRMAN OF THE BOARD"
NEW YORK YANKEES 1950, 1953-67

LEAD YANKEES TO 11 PENNANTS AND SIX WORLD CHAMPIONSHIPS... LEADS ALL YANKEE PITCHERS IN GAMES, INNINGS, WINS, STRIKEOUTS AND SHUTOUTS... CY YOUNG AWARD WINNER IN 1961... HODS MANY WORLD SERIES RECORDS INCLUDING 33 2/3 CONSECUTIVE SCORELESS INNINGS

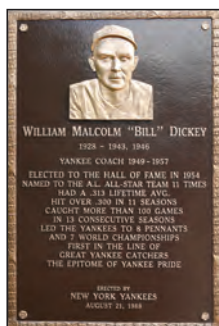
ERECTED BY
NEW YORK YANKEES
AUGUST 2, 1987



VERNON "LEFTY" GOMEZ
NEW YORK YANKEES 1930-42

KNOWN FOR HIS EXCELLENT WIT AS HE WAS FAST WITH A QUIP AND A PITCH SET WORLD SERIES RECORD WITH SIX VICTORIES AND NO DEFEATS... HAD FOUR 20-WIN SEASONS, LEADING YANKEES TO SEVEN PENNANTS AND SIX WORLD CHAMPIONSHIPS.

ERECTED BY
NEW YORK YANKEES
AUGUST 2, 1987



**WILLIAM MALCOLM
"BILL" DICKEY**
1928-1943, 1946

YANKEE COACH 1949-1957

ELECTED TO THE HALL OF FAME IN 1964... NAMED TO THE A.L. ALL-STAR TEAM 11 TIMES... HAD A .313 LIFETIME AVG... HIT OVER 300 IN 11 SEASONS... CAUGHT MORE THAN 100 GAMES IN 13 CONSECUTIVE SEASONS... LED THE YANKEES TO 8 PENNANTS AND 7 WORLD CHAMPIONSHIPS... FIRST IN THE LINE OF GREAT YANKEE CATCHERS... THE EPTOME OF YANKEE PRIDE

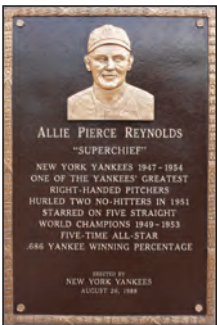
ERECTED BY
NEW YORK YANKEES
AUGUST 21, 1988





LAWRENCE PETER "YOGI" BERRA
1914-1983
YANKEE MANAGER 1964, 1984-1985
ELECTED TO THE HALL OF FAME IN 1972
"IT AIN'T OVER 'TIL IT'S OVER"
THREE TIME MVP 1951-54-55
SELECTED TO THE A.L. ALL-STAR TEAM
15 CONSECUTIVE YEARS
HIT MOST HOME RUNS
BY A YANKEE CATCHER
OUTSTANDING CLUTCH HITTER
AND WORLD SERIES PERFORMER
LED YANKEES TO 14 PENNANTS
AND 10 WORLD CHAMPIONSHIPS
A LEGENDARY YANKEE

ERECTED BY
NEW YORK YANKEES
AUGUST 21, 1988



ALLIE PIERCE REYNOLDS
"SUPERCHIEF"
NEW YORK YANKEES 1947-1954
ONE OF THE YANKEES' GREATEST
RIGHT-HANDED PITCHERS
HURLED TWO NO-HITTERS IN 1951
STARRED ON FIVE STRAIGHT
WORLD CHAMPIONS 1949-1953
FIVE-TIME ALL-STAR
.686 YANKEE WINNING PERCENTAGE

ERECTED BY
NEW YORK YANKEES
AUGUST 26, 1989



DONALD ARTHUR MATTINGLY
"DONNIE BASEBALL"
1982-1995
AMERICAN LEAGUE BATTING CHAMPION 1984
NINE-TIME GOLD GLOVE WINNER 1985
SIX-TIME AMERICAN LEAGUE ALL-STAR
SET RECORD FOR MOST GRAND SLAMS IN A SEASON (6) 1987
MAJOR LEAGUE RECORD FOR MOST HOME RUNS IN
SEVEN CONSECUTIVE GAMES (9) AND EIGHT
CONSECUTIVE GAMES (10)
10TH PLAYER IN TEAM HISTORY TO BE NAMED CAPTAIN 1991

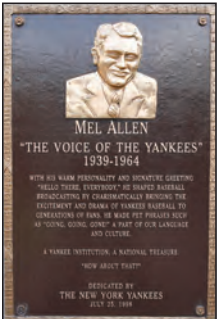
A HUMBLE MAN OF GRACE AND DIGNITY,
A CAPTAIN WHO LED BY EXAMPLE,
PROUD OF THE PINSTRIPE TRADITION
AND DEDICATED TO THE PURSUIT OF EXCELLENCE,
A YANKEE FOREVER

DEDICATED BY
THE NEW YORK YANKEES
AUGUST 31, 1997



NEW YORK YANKEES INSIGNIA

THIS INSIGNIA WAS ORIGINALLY STRUCK ON
A MEDAL OF HONOR IN 1877 BY TIFFANY & CO.
IT WAS ISSUED TO THE FIRST NEW YORK CITY
POLICE OFFICER SHOT IN THE LINE OF DUTY.
THE NEW YORK YANKEES ADOPTED THIS LOGO
AND IT BECAME PART OF THE UNIFORM IN 1909.



MEL ALLEN
"THE VOICE OF THE YANKEES"
1939-1964

WITH HIS WARM PERSONALITY AND SIGNATURE GREETING
"HELLO THERE, EVERYBODY," HE SHAPED BASEBALL
BROADCASTING BY CHARISMATICALLY BRINGING THE
EXCITEMENT AND DRAMA OF YANKEES BASEBALL TO
GENERATIONS OF FANS. HE MADE PET PHRASES SUCH
AS "GOING, GOING, GONE" A PART OF OUR LANGUAGE
AND CULTURE.

A YANKEE INSTITUTION, A NATIONAL TREASURE.

"HOW ABOUT THAT?"

DEDICATED BY
THE NEW YORK YANKEES
JULY 25, 1998



BOB SHEPPARD
PUBLIC ADDRESS ANNOUNCER
"THE VOICE OF YANKEE STADIUM"

FOR HALF A CENTURY, HE HAS WELCOMED GENERATIONS OF
FANS WITH HIS TRADEMARK GREETING, "LADIES AND
GENTLEMEN, WELCOME TO YANKEE STADIUM." HIS CLEAR,
CONCISE AND CORRECT VOCAL STYLE HAS ANNOUNCED THE
NAMES OF HUNDREDS OF PLAYERS - BOTH UNFAMILIAR AND
LEGENDARY - WITH EQUAL DIVINE REVERENCE, MAKING HIM
AS SYNONYMOUS WITH YANKEE STADIUM AS ITS COPPER
FACADE AND MONUMENT PARK.

DEDICATED BY
THE NEW YORK YANKEES
MAY 7, 2000
50TH ANNIVERSARY SEASON



REGGIE JACKSON
"MR. OCTOBER"
NEW YORK YANKEES
1977-1981

ONE OF THE MOST COLORFUL AND EXCITING PLAYERS OF HIS ERA

A PROLIFIC POWER HITTER WHO THRIVED IN PRESSURE SITUATIONS

IN FIVE YEARS IN PINSTripES, HELPED LEAD THE YANKEES TO
FOUR DIVISION TITLES, THREE AMERICAN LEAGUE PENNANTS
AND TWO WORLD CHAMPIONSHIPS

AT HIS BEST IN OCTOBER, BELTED FOUR HOME RUNS ON FOUR
CONSECUTIVE SWINGS IN THE 1977 WORLD SERIES - INCLUDING
THREE IN GAME SIX AT YANKEE STADIUM

INDUCTED INTO THE BASEBALL HALL OF FAME IN 1993

DEDICATED BY
THE NEW YORK YANKEES
JULY 6, 2002





RON GUIDRY

"GATOR"
"LOUISIANA LIGHTNING"
NEW YORK YANKEES, 1975-1988
CO-CAPTAIN, 1986-1988

A THREE-TIME 20-GAME WINNER, HE WENT 25-3 WITH A 1.74 EARNED RUN AVERAGE TO WIN THE 1978 A.L. CY YOUNG AWARD. SET YANKEES RECORDS IN 1978 BY WINNING HIS FIRST 13 DECISIONS AND COMPILING 248 STRIKEOUTS, INCLUDING A CLUB-RECORD 18 ON JUNE 17TH VERSUS CALIFORNIA AT YANKEE STADIUM. A DOMINATING PITCHER AND A RESPECTED LEADER ON THE PITCHING STAFF FOR THREE AMERICAN LEAGUE PENNANTS AND TWO WORLD CHAMPIONSHIPS. A TRUE YANKEE.

DEDICATED BY THE
NEW YORK YANKEES
AUGUST 23, 2008




CHARLES HERBERT "RED" RUFFING

New York Yankees
1930-1942
1945-1946
U.S. ARMY AIR DIVISION
1943-1945

THE YANKEES' ALL-TIME LEADER IN WINS BY A RIGHT-HANDED PITCHER WITH 231. THE ONLY PITCHER IN FRANCHISE HISTORY TO COMPILE FOUR CONSECUTIVE 20-WIN SEASONS, FROM 1936-1939, WHEN HE LED THE YANKEES TO FOUR STRAIGHT WORLD CHAMPIONSHIPS. A DURABLE PITCHER, HE HOLDS THE YANKEES RECORD FOR MOST COMPLETE GAMES WITH 261. ONE OF THE GREATEST HITTING PITCHERS OF ALL TIME, HE BATTED .300 OR BETTER IN EIGHT SEASONS.

INDUCTED INTO THE BASEBALL HALL OF FAME IN 1967
DEDICATED BY THE
NEW YORK YANKEES
JULY 10, 2004



POPE BENEDICT XVI

IN COMMEMORATION
OF THE
SOLEMN PONTIFICAL MASS
MARKING THE BICENTENNIAL
OF THE
ARCHDIOCESE OF NEW YORK
OFFERED BY
HIS HOLINESS
POPE BENEDICT XVI
APRIL 20, 2008
HERE IN YANKEE STADIUM

GIFT OF
KNIGHTS OF COLUMBUS



JACKIE ROBINSON

42
UNIFORM NUMBER RETIRED 1997

"A LIFE IS NOT IMPORTANT EXCEPT
IN THE IMPACT IT HAS ON OTHER LIVES."



NELSON MANDELA

NELSON MANDELA
1918 - 2013

"IT ALWAYS SEEMS IMPOSSIBLE UNTIL IT'S DONE."
NOBEL PEACE PRIZE WINNER AND GLOBAL LEADER
WHOSE TIRELESS EFFORTS
DISMANTLED APARTHEID IN SOUTH AFRICA.
AS PRESIDENT OF HIS COUNTRY,
HE WOULD USE SOUTH AFRICA'S ENTHUSIASM FOR SPORTS AS A
UNIFYING FORCE FOR RECONCILIATION.
ON JUNE 21, 1990, HE MADE A MEMORABLE VISIT TO
THE ORIGINAL YANKEE STADIUM
AND PROCLAIMED, "YOU KNOW WHO I AM. I AM A YANKEE."
IN WORDS AND DEEDS, HE BECAME AN INSPIRATIONAL LEADER TO THE WORLD.

DEDICATED BY
NEW YORK YANKEES
APRIL 15, 2014



CONSTANTINO "TINO" MARTINEZ

NEW YORK YANKEES
1996 - 2001, 2005

KNOWN FOR HIS POWERFUL BAT AND
SUPERLATIVE DEFENSE AT FIRST BASE,
MARTINEZ WAS A FAN FAVORITE ON FOUR
YANKEES WORLD CHAMPIONSHIP TEAMS.
HIT TWO OF THE MOST MEMORABLE HOME
RUNS IN YANKEES POSTSEASON HISTORY -
A GRAND SLAM IN GAME 1 OF THE 1998 WORLD
SERIES AND A GAME-TYING, NINTH-INNING
HOMER IN GAME 4 OF THE 2001 FALL CLASSIC.
AMASSED 192 HOME RUNS AND 739 RBI
IN SEVEN SEASONS WITH THE CLUB.

DEDICATED BY THE
NEW YORK YANKEES
JUNE 21, 2014

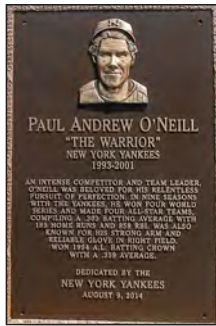


RICHARD MICHAEL GOSSAGE
"GOOSE"
NEW YORK YANKEES
1978-1983, 1989

ONE OF THE MOST INTIMIDATING PITCHERS EVER TO DON Pinstripes, GOSSAGE HAD AN EXPLOSIVE FASTBALL AND FEARLESS DEMEANOR, FREQUENTLY PITCHING MULTIPLE INNINGS PER APPEARANCE. IN SEVEN SEASONS WITH THE YANKEES, COMPILED A 42-28 RECORD WITH 151 SAVES AND A 2.14 ERA. WAS A FOUR-TIME ALL-STAR WITH THE CLUB AND 1978 A.L. RELIEF MAN OF THE YEAR.

INDUCTED INTO THE BASEBALL HALL OF FAME IN 2008.

DEDICATED BY THE NEW YORK YANKEES
JUNE 22, 2014




PAUL ANDREW O'NEILL
"THE WARRIOR"
NEW YORK YANKEES
1993-2001

AN INTENSE COMPETITOR AND TEAM LEADER, O'NEILL WAS BELOVED FOR HIS RELENTLESS PURSUIT OF PERFECTION. IN NINE SEASONS WITH THE YANKEES, HE WON FOUR WORLD SERIES AND MADE FOUR ALL-STAR TEAMS, COMPILED A .303 BATTING AVERAGE WITH 185 HOME RUNS AND 858 RBI. WAS ALSO KNOWN FOR HIS STRONG ARM AND RELIABLE GLOVE IN RIGHT FIELD.

INDUCTED INTO THE BASEBALL HALL OF FAME IN 2008.

DEDICATED BY THE NEW YORK YANKEES
AUGUST 9, 2014



JOSEPH PAUL TORRE

NEW YORK YANKEES MANAGER, 1996-2007
WORLD CHAMPIONS, 1996, 1998-2000
A.L. PENNANTS, 1996, 1998-2000, 2001, 2003

HIS CALM APPROACH AND DIGNIFIED MANNER PROVIDED THE FOUNDATION FOR ONE OF THE MOST SUCCESSFUL ERAS IN FRANCHISE HISTORY. MANAGED THE YANKEES TO A 1,173-767-2 REGULAR SEASON RECORD AND 76-47 POSTSEASON MARK, LEADING THE CLUB TO THE PLAYOFFS IN EACH OF HIS 12 SEASONS AT THE HELM. IN 1998, GUIDED THE TEAM TO 125 TOTAL VICTORIES, THE MOST SINGLE-SEASON WINS BY ANY TEAM ALL TIME.

INDUCTED INTO THE BASEBALL HALL OF FAME IN 2014.

DEDICATED BY THE NEW YORK YANKEES
AUGUST 23, 2014



BERNABÉ WILLIAMS FIGUEROA, JR.
"BERNIE"
NEW YORK YANKEES
1991-2006

A FOUR-TIME WORLD CHAMPION, FIVE-TIME ALL-STAR, AND FOUR-TIME GOLD GLOVE AWARD WINNER, WILLIAMS RETIRED AS BASEBALL'S ALL-TIME LEADER WITH 287 POSTSEASON RBI.

HIS 1996 ALCS MVP PERFORMANCE AGAINST BALTIMORE PROPELLED THE YANKEES TO THEIR FIRST FALL CLASSIC IN 15 YEARS.

DURING THE YANKEES' 114-WIN SEASON IN 1998, WILLIAMS HIT .339 TO BECOME THE FIRST MAJOR LEAGUER TO WIN A BATTING TITLE, GOLD GLOVE AWARD AND WORLD SERIES RING IN THE SAME YEAR.

A LIFETIME YANKEE, HE FINISHED WITH 287 HOME RUNS, 1,257 RBI, 2,336 HITS, 449 DOUBLES AND 1,069 WALKS IN 2,076 GAMES—AMONG THE FRANCHISE'S TOP SEVEN IN EACH CATEGORY AT THE TIME OF INDUCTION.

DEDICATED BY THE NEW YORK YANKEES
MAY 24, 2015



WILLIE LARRY RANDOLPH
NEW YORK YANKEES, 1976-1988
CO-CAPTAIN, 1986-1988
COACH, 1994-2004

A CONSISTENT AND PATIENT HITTER, ESPECIALLY WITH RUNNERS ON BASE, RANDOLPH WAS POPULAR WITH FANS AND TEAMMATES ALIKE. HE WAS ALSO AN EXCEPTIONAL DEFENDER AT SECOND BASE, KNOWN FOR HIS ABILITY TO TURN THE DOUBLE PLAY.

IN 13 SEASONS AS A PLAYER WITH THE YANKEES, HE COMPLETED FOUR WORLD SERIES, WINNING TWO. A FIVE-TIME ALL-STAR IN Pinstripes, HE COMPILED A .275 BATTING AVERAGE AND A .374 ON-BASE PERCENTAGE WITH THE CLUB.

HE WON THE 1980 A.L. SILVER SLUGGER AWARD WITH A .427 ON-BASE PERCENTAGE, 30 STOLEN BASES AND A LEAGUE-LEADING 119 WALKS.

LATER, HE WAS A COACH FOR THE YANKEES DYNASTY THAT WON FOUR WORLD SERIES TITLES IN 1996, 1998, 1999 AND 2000.

DEDICATED BY THE NEW YORK YANKEES
JUNE 20, 2015



MELVIN LEON STOTTLEMYRE, SR.

"MEL"
YANKEES PITCHER, 1964-1974
YANKEES PITCHING COACH, 1996-2005

CALLED UP IN AUGUST 1964, STOTTLEMYRE WENT 9-3 TO LEAD THE YANKEES TO THEIR FIFTH CONSECUTIVE ALL-PENNANT, LATER STARTING THREE GAMES IN THE SEVEN-GAME FALL CLASSIC THAT SEASON.

AN ELITE PITCHER IN HIS DAY, HE YANKED HIS ENTIRE CAREER WITH THE YANKEES AND WAS SELECTED TO FIVE ALL-STAR TEAMS, GOING 164-139 WITH A 2.97 ERA OVER 11 MAJOR LEAGUE SEASONS.

AS ONE OF THE BEST RIGHT-HANDED PITCHERS IN YANKEES HISTORY, HE WORE 40 CAREER SHUTOUTS ARE TIED FOR SECOND ON THE ALL-TIME FRANCHISE LIST. HE RANKS FOURTH ALL-TIME AMONG YANKEES IN STARTS (356) AND INNINGS (2,662), AND EIGHTH IN COMPLETE GAMES (152) AND ERA.

KNOWN AS A GOOD HITTER FOR HIS POSITION, HE HAD FIVE HITS IN FIVE AT-BATS ON SEPT. 26, 1964 AND A RARE INSIDE-THE-PARK GRAND SLAM ON JULY 20, 1965.

HE LATER BECAME ONE OF THE BEST PITCHING COACHES IN BASEBALL, EXPLICITLY GUIDING THE YANKEES STAFF DURING THEIR WORLD SERIES CHAMPIONSHIP SEASONS OF 1996, 1998, 1999, AND 2000.

DEDICATED BY THE NEW YORK YANKEES
JUNE 20, 2015

FRONT OFFICE
2024 YANKEES
2023 REVIEW
OPPONENTS
HISTORY & RECORDS
YANKEE STADIUM
PLAYER DEVELOPMENT
MEDIA



JORGE RAFAEL DE POSADA VILLETA

NEW YORK YANKEES
1995 - 2011

A MEMBER OF FIVE WORLD CHAMPIONSHIP TEAMS AND A FIVE-TIME SILVER SLUGGER AWARD-WINNER, POSADA WAS A HOMEGROWN YANKEE, PLAYING ALL 17 OF HIS MAJOR LEAGUE SEASONS IN PINSTripES.

CONTINUING THE LEGACY OF GREAT YANKEES CATCHERS, HE APPEARED IN 1,829 CAREER GAMES, COMPILING A .273 BATTING AVERAGE, WITH 275 CAREER HOME RUNS, 1,065 RBIs, AND A .374 ON-BASE PERCENTAGE.

THE FIVE-TIME ALL-STAR SET CAREER HIGHS WITH 30 HOME RUNS AND 101 RBI IN 2003, FINISHING THIRD IN AL MVP VOTING AND MATCHING YOGI BERRA'S SINGLE-SEASON RECORD FOR MOST HOME RUNS BY A YANKEES CATCHER.

IN 2007, POSADA HAD A HISTORIC SEASON, BATTING .338, WITH 20 HOME RUNS, 90 RBIs, 42 DOUBLES, AND A .426 ON-BASE PERCENTAGE.

DEDICATED BY THE
NEW YORK YANKEES
AUGUST 22, 2015



ANDREW EUGENE PETTITTE


NEW YORK YANKEES
1995-2003, 2007-2010, 2012-2013

A FIVE-TIME WORLD CHAMPION AND THREE-TIME ALL-STAR, PETTITTE WAS A MODEL OF CONSISTENCY IN THE YANKEES ROTATION FOR 15 SEASONS, GOING 219-127 (63.3) AND TYING THE FRANCHISE RECORD OF 438 STARTS.

KNOWN FOR HAVING ONE OF BASEBALL'S BEST PICKOFF MOVES, PETTITTE WILL BE MOST REMEMBERED FOR HIS EXTENSIVE OCTOBER RESUME, AS HE WENT 10-10 WITH A 3.76 ERA IN 40 POSTSEASON STARTS WITH THE CLUB. IN 2009, HE BECAME THE FIRST PITCHER TO START AND WIN THE CLINCHING GAME IN EACH OF THREE SERIES IN A SINGLE POSTSEASON.

THE LEFT-HANDER RETIRED WITH THE THIRD HIGHEST WIN TOTAL IN FRANCHISE HISTORY, AND HE IS THE CLUB'S ALL-TIME STRIKEOUT LEADER, WITH 2,020. TWICE A 20-GAME WINNER, PETTITTE FINISHED HIS CAREER AS THE FIRST PLAYER TO PITCH MORE THAN 15 SEASONS IN THE MAJORS WITHOUT EVER HAVING A LOSING RECORD.

DEDICATED BY THE
NEW YORK YANKEES
AUGUST 23, 2015



MARIANO RIVERA

"MO"
NEW YORK YANKEES
1995 - 2013

A 13-TIME ALL-STAR, FIVE-TIME WORLD SERIES CHAMPION AND FIVE-TIME AMERICAN LEAGUE ROALDS RELIEF MAN OF THE YEAR AWARD WINNER, RIVERA IS CONSIDERED THE GREATEST CLOSER IN MAJOR LEAGUE BASEBALL HISTORY.

A LIFE-TIME PLAYER, HE RETIRED AS BASEBALL'S ALL-TIME SAVES LEADER (652) AND THE FRANCHISE LEADER IN GAMES PITCHED (11,115).

HIS SIGNATURE CUT FUSTBALL MADE HIM A DOMINANT FORCE, ESPECIALLY IN OCTOBER. DURING HIS CAREER, HE RECORDED THE MOST SAVES (42) AND POSTED THE LOWEST ERA (0.70) IN POSTSEASON HISTORY, WITH A COOL AND CONFIDENT DEMEANOR. THE PANAMA NATIVE GARNED BOTH THE 1999 WORLD SERIES MVP AND 2003 ALCS MVP AWARDS.

ONE OF THE MOST RESPECTED PEOPLE IN THE SPORTS WORLD, HE WAS THE LAST MAJOR LEAGUE PLAYER EVER TO WEAR JACKIE ROBINSON'S NO. 42.

DEDICATED BY THE
NEW YORK YANKEES
AUGUST 14, 2016



DEREK SANDERSON JETER

"THE CAPTAIN"
"MR. NOVEMBER"
NEW YORK YANKEES
1995 - 2014

AS THE CORNERSTONE OF FIVE WORLD CHAMPIONSHIP TEAMS, JETER WAS A LEADER ON THE FIELD AND IN THE CLUBHOUSE, SETTING AN EXAMPLE FOR HIS TEAMMATES WITH HIS UNCOMPROMISING DESIRE FOR TEAM SUCCESS.

HE RETIRED WITH A FRANCHISE-BEST 3,465 HITS - SIXTH ON BASEBALL'S ALL-TIME LIST - HAVING PLAYED MORE SEASONS (20) AND GAMES (2,747) THAN ANY OTHER YANKEE. A LIFE-TIME .310 HITTER WITH A .377 ON-BASE PERCENTAGE, JETER WAS THE LONGEST-TENURED CAPTAIN IN TEAM HISTORY, HOLDING THE ROLE FROM JUNE 3, 2003 THROUGH THE END OF HIS CAREER IN 2014.

JETER GARNERED 14 ALL-STAR NOMINATIONS, FIVE GOLD GLOVES, AND FIVE SILVER SLUGGER AWARDS. IN 2000, THE SHORTSTOP BECAME THE FIRST PLAYER IN MAJOR LEAGUE HISTORY TO BE NAMED ALL-STAR GAME MVP AND WORLD SERIES MVP IN THE SAME SEASON.

A CONSISTENT WINNER, HE COMPILED AN INCREDIBLE .593 REGULAR SEASON WINNING PERCENTAGE (1,628-1,117-2) IN GAMES PLAYED, AND HE RETIRED AS BASEBALL'S ALL-TIME POSTSEASON LEADER IN GAMES (158), HITS (200), RBIs (111), AND DOUBLES (32).

DEDICATED BY THE
NEW YORK YANKEES
MAY 14, 2017



THE STONEWALL INN

IN COMMEMORATION OF THE 50TH ANNIVERSARY OF THE EVENTS AT NEW YORK CITY'S STONEWALL INN, WHICH SPARKED THE MODERN LGBTQ+ MOVEMENT.

THIS PLAQUE SERVES TO HONOR THE STRUGGLE FOR EQUALITY AND IS A REMINDER OF THE RICHNESS WE GAIN BY NURTURING INCLUSION AND DIVERSITY.

ACCEPTANCE FORMS THE BEDROCK OF OUR COMMUNITY, AND LET IT BE KNOWN THAT YANKEE STADIUM WELCOMES EVERYONE AS A GATHERING PLACE FOR ALL.

DEDICATED BY
NEW YORK YANKEES
JUNE 25, 2019



Fellow Monument Park inductees join Derek Jeter during his May 14, 2017, induction ceremony. From L to R: Paul O'Neill, Tino Martinez, Andy Pettitte, Mariano Rivera, Jorge Posada, Derek Jeter, Bernie Williams, Willie Randolph and Joe Torre.



Player Development

OF Spencer Jones, 22, was selected to the 2023 SiriusXM All-Star Futures Game. He ranked first in doubles (29) and stolen bases (43), and third in hits (128) among Yankees minor leaguers in 2023. Following the season, he was named an Organization All-Star by MiLB.com.

Advisors & Special Assignment Staff



JIM HENDRY – SPECIAL ASSIGNMENT SCOUT

BORN: 7/27/55 in Dunedin, Fla. • **RESIDES:** Lafayette, La.

Enters his 13th season as a Special Assignment Scout for the Yankees...during his 10-year stint as Chicago Cubs General Manager (2002-11), he became the first GM to take the Cubs to the postseason three times (2002, '07-08)...spent a total of 18 years with the Cubs (1994-2011) after three seasons with the Florida Marlins organization (1992-94)...was named the 1991 National Coach of the Year by *Baseball America* after leading Creighton University (Neb.) to a third-place finish at the College World Series...spent seven years at Creighton (1984-91) after beginning his career as the Head Coach at Miami's Columbus H.S. (1978-83)...**PERSONAL:** Received a bachelor's degree in communications and journalism from Spring Hill College (Ala.) in 1977, and a master's degree in athletic administration from Biscayne College (now St. Thomas University) in Miami in 1980...received the 2019 Legends in Scouting Award from the PBSA at a ceremony in Beverly Hills, Calif., in January 2019.



OMAR MINAYA – SENIOR ADVISOR TO BASEBALL OPERATIONS

BORN: 11/10/58 in Mao Valverde, D.R. • **RESIDES:** Harrington Park, N.J.

Begins his second season in the Yankees organization as Senior Advisor to Baseball Operations...was named Special Advisor to Baseball Operations on January 5, 2023...spent 2022 serving as an Amateur Scouting Consultant for Major League Baseball...also spent six seasons with the New York Mets, serving as a Special Assistant to the General Manager (2017-20) and as a Mets Ambassador (2020-22)...it marked his third stint with the Mets after previously working as Executive Vice President and General Manager (2004-10) and Senior Assistant General Manager (1997-2002)...from 2005-10, the Mets posted a 506-466 (.521) record, the third-best mark in the National League during that stretch...after his first stint with the Mets from 1997-2002, he became baseball's first Hispanic General Manager when he was appointed Vice President and General Manager of the Montreal Expos in February 2002, spending three seasons with them...was a member of the selection committee for the U.S. Olympic and Pan American baseball teams in 2000, winning gold in the Olympics and silver at the Pan American Games...**PLAYING CAREER:** Was selected by the Oakland Athletics in the 14th round of the 1978 First-Year Player Draft...played for the Athletics and Mariners minor league organizations (1978 & 1981)...spent two years (1983-84) playing professionally in Italy...**PERSONAL:** Was born in Mao Valverde, Dominican Republic and grew up in Queens, New York where he played baseball at Newtown High School in Elmhurst...was given the *Baseball America* "2022 Trailblazer Award."



BRIAN SABEAN – EXECUTIVE ADVISOR TO THE GENERAL MANAGER

BORN: 7/1/56 in Concord, N.H. • **RESIDES:** Bradenton, Fla.

Enters his second season as Executive Advisor to the General Manager and his 10th in the Yankees organization...was named Executive Advisor to the General Manager on January 3, 2023, beginning his second stint with the Yankees organization...played a vital role in developing the Yankees' farm system into one of baseball's finest during his previous eight-year tenure, while serving as Vice President of Player Development and Scouting from 1990-92, Director of Scouting from 1986-90 and as a Scout in 1985...after leaving the Yankees, had a 30-season tenure with the San Francisco Giants (1993-2022), where he served as an Executive Vice President (2019-22), Executive Vice President of Baseball Operations (2015-18) and as Senior Vice President and General Manager (1997-2014)...from 1997-2018, he claimed eight postseason births and captured five division titles, four National League pennants and three World Series Championships (2010, 2012 and 2014)...the 2010-14 Giants were just the third franchise in the last 60 years to win three-or-more titles in a five-year stretch, joining the Yankees (Series winners in 1996, '98-2000) and Oakland A's (1972-74)...during Sabean's tenure as GM, the Giants were named the Topps "Organization of the Year" in both 2009 and 2011 and the *Baseball America* "Organization of the Year" in 2010...additionally, he served as San Francisco's Senior Vice President of Player Personnel (1995-96) and as Assistant to the General Manager and Vice President of Scouting Player Personnel (1993-94)...**PERSONAL:** Graduated from Eckerd College (Fla.) in 1978...began his career in coaching at the collegiate level, working as an Assistant Baseball Coach at St. Leo College (Fla.) in 1979...held the same role at the University of Tampa from 1980-82 before serving as their Head Coach from 1983-84, compiling a 61-31 record and making the school's first-ever appearance in an NCAA regional tournament in 1984...was named Major League Baseball's "Executive of the Year" by the *Sporting News* in 2003 and by *Baseball America* in 2003 and 2012.





HIDEKI MATSUI – SPECIAL ASSISTANT TO THE GENERAL MANAGER

BORN: 6/12/74 in Ishikawa Prefecture, Japan

Enters his seventh season as Special Assistant to the General Manager for the Yankees (since 2018) and his 14th in the Yankees organization...played his first 10 professional seasons in Japan's Nippon Professional Baseball with the Yomiuri Giants, where he was a nine-time All-Star, three-time Japan Series champion and three-time Central League MVP...played another 10 seasons in Major League Baseball, batting .282 (1,253-for-4,442) with 175HR, and 760RBI in 1,236 games with the Yankees (2003-09), Los Angeles-AL (2010), Oakland (2011) and Tampa Bay (2012)...was a member of the 2009 World Series championship team, earning World Series MVP honors after hitting .615 (8-for-13)

with 3HR and 8RBI in the six-game series...his 6RBI in the series-clinching Game 6 are tied for the most RBI in a World Series game in Major League history...originally signed with the Yankees as a free agent on January 14, 2003, and played seven seasons with the club, batting .292 (977-for-3,348) with 140HR and 597RBI in 916 games...led or tied for the Major League lead in games played in each of his first three seasons (2003-05), along with being a two-time All-Star (2003-04) and finishing second in the 2003 AL Rookie of the Year voting...in 2015, he founded the "Matsui 55" Baseball Foundation, a non-profit charitable organization designed to give back to the game of baseball and fans, which has hosted youth baseball clinics in places including New York, New Jersey, Los Angeles, San Francisco and Japan.



ANDY PETTITTE – SPECIAL ASSISTANT TO THE GENERAL MANAGER

BORN: 6/15/72 in Baton Rouge, La.

Enters his sixth season as Special Assistant to the General Manager for the Yankees (since 2019) and his 25th in the Yankees organization...pitched in the Majors for 18 seasons, going 256-153 with a 3.85 ERA in 531 games (521 starts) with the Yankees (1995-2003, '07-10, '12-13) and Houston (2004-06)...was a three-time All-Star (1996, 2001, '10), the 1996 AL wins leader (21-8) and the 2001 ALCS MVP...was originally selected by the Yankees in the 22nd round of the 1990 First-Year Player Draft and signed with the franchise in 1991 after attending San Jacinto Junior College (Tex.), playing 15 seasons with the club, posting a 219-127 record with a 3.94 ERA and 2020K in 447 games (438

starts)...is the Yankees franchise leader in strikeouts and is tied with Whitey Ford for the most games started by a pitcher...was a member of five World Series championship teams with the Yankees (1996, '98-2000, '09) and holds the franchise postseason records for games started (40, AL record), innings pitched (251.1, AL record), wins (18, AL record) and strikeouts (167)...in 2009, became the first pitcher in history to start and win all three clinching games in a single postseason (ALDS, ALCS, WS)...his No. 46 was retired by the Yankees on August 23, 2015...is an active supporter of the San Jacinto College Foundation, a non-profit corporation that helps enhance the level of achievement at the college he attended...also supports the "Tunnel To Towers" Foundation, a nonprofit organization that provides mortgage-free homes to Gold Star and fallen first responder's families, and provides specially adapted smart homes for injured veterans and first responders.



CC SABATHIA – SPECIAL ASSISTANT TO THE GENERAL MANAGER

BORN: 7/21/80 in Vallejo, Calif.

Enters his fifth season as Special Assistant to the General Manager for the Yankees (since 2020) and his 16th in the Yankees organization...was one of Major League Baseball's best pitchers over his 19-season career, totaling a 251-161 record with a 3.74 ERA in 561 games (560 starts) with Cleveland (2001-08), Milwaukee (2008) and the Yankees (2009-19)...only Justin Verlander (257 wins entering 2024) has more victories this millennium...with 3,093 career strikeouts, is one of just three left-handers all-time to reach the 3,000K plateau (also Andy Johnson and Steve Carlton)...was a six-time All-Star (2003-04, '07, '10-12) and winner of the 2007 AL Cy

Young Award with Cleveland, posting a 19-7 record with a 3.21 ERA and 209K in 34 starts and an MLB-leading 241.OIP...originally signed with the Yankees as a free agent on December 20, 2008, and played 11 seasons with the club, posting a 134-88 record with a 3.81 ERA and 1,700K in 307 games (306 starts)...was the staff ace of the 2009 World Series-winning club, going 19-8 with a 3.37 ERA and 197K, also earning 2009 ALCS MVP honors...is long regarded as one of MLB's most philanthropic players, notably founding the "PitCCh In" Foundation with his wife, Amber, in 2008...the organization is committed to the care and needs of inner-city children while helping to raise self-esteem through sports activities and education...was a Special Assistant to Commissioner Rob Manfred during the 2022-23 seasons and currently serves as the Board Vice Chair for The Players Alliance.



NICK SWISHER – SPECIAL ASSISTANT TO THE GENERAL MANAGER

BORN: 11/25/80 in Columbus, Ohio

Enters his seventh season as Special Assistant to the General Manager for the Yankees (since 2018) and his 11th in the Yankees organization...played in the Majors for 12 seasons, batting .249 (1,338-for-5,369) with 245HR and 803RBI in 1,527 career games with Oakland (2004-07), Chicago-AL (2008), the Yankees (2009-12), Cleveland (2013-15) and Atlanta (2015)...was a member of the 2009 World Series-winning club, starting in 14 of the Yankees' 15 postseason games that year (all in RF)...was named an AL All-Star in 2010...was originally acquired by the Yankees along with RHP Kanekoa Texeira from Chicago-AL in exchange for INF Wilson Betemit, RHP Jeff Marquez and RHP Jhonny Núñez on

November 13, 2008, and played four seasons with the club, batting .268 (570-for-2,127) with 105HR and 349RBI in 598 games...in 2007, he established the "Swish's Wishes" Foundation to assist children with life-threatening illnesses and to help lift spirits of kids going through difficult times...has also been a regular visitor at children's hospitals and an advocate for causes that include raising cancer awareness and funding research, and assisting wounded war veterans and military families...in 2011, was presented with the Thurman Munson Award for his on-field excellence and community service.



Player Development & Scouting Staff

ERIC SCHMITT – DIRECTOR, PLAYER DEVELOPMENT

BORN: 7/23/78 in Falls Church, Va. • **RESIDES:** Tampa, Fla.

Enters his 18th season in the Yankees organization, his seventh as the Director of Player Development...spent three seasons as the Director of Minor League Operations (2015-17)...has also served as Assistant Director of Amateur Scouting (2013-14) and Assistant Director of Baseball Operations for player development (2008-12)...joined the Yankees player development staff in 2007 as the Assistant Director of International Operations...**PLAYING CAREER:** Was selected by the Yankees in the 25th round of the 2000 First-Year Player Draft...went 26-23 with a 4.35 ERA (52.1IP, 252ER) in 167 games (68 starts) over seven minor league seasons with the Yankees (2000-05) and Braves (2006)...**PERSONAL:** Graduated from Wake Forest University with a bachelor's degree in communications and went 23-3 over four seasons (1997-2000), including an ACC-best 2.57 ERA in his senior year...graduated from Woodson H.S. (Va.) in 1996...was selected by the Mets in the 18th round of the 1996 First-Year Player Draft but did not sign.

MATT DALEY – DIRECTOR, PRO SCOUTING

BORN: 6/23/82 in Flushing, N.Y. • **RESIDES:** Hoboken, N.J.

Enters his 10th season with the Yankees...was promoted to Director of Pro Scouting in 2019 after one year as Assistant Director of Pro Scouting...was a Pro Scout for the club for three years (2015-17)...**PLAYING CAREER:** The right-handed pitcher appeared in 112 games over parts of five Major League seasons with Colorado (2009-11) and the Yankees (2013-14), going 2-3 with a 4.47 ERA (100.2IP, 92H, 53R/50ER, 36BB, 98K, 13HR)...was originally signed by the Rockies as a non-drafted free agent on 6/11/04...was signed by the Yankees as a minor league free agent on 12/19/13 and went 1-1 with a 3.54 ERA (20.1IP, 14H, 11R/8ER, 6BB, 18K, 4HR) in 20 appearances over two seasons in the Bronx...famously was the Yankees reliever who entered the game following Hall of Famer Mariano Rivera's final Major League appearance on 9/26/13 vs. Tampa Bay...**PERSONAL:** Pitched three seasons at Bucknell (Pa.) University, earning his degree in accounting with a minor in economics...is a 2000 graduate of Garden City (N.Y.) H.S.

STEPHEN SWINDAL JR. – ASSISTANT DIRECTOR, PLAYER DEVELOPMENT

BORN: 12/22/88 in Tampa, Fla. • **RESIDES:** Tampa, Fla.

Enters his 14th season in the Yankees organization, his sixth as Assistant Director of Player Development after serving as Coordinator of Player development in 2018...previously spent four seasons as Coordinator of Baseball Operations (2014-17) following two years as Coordinator and Manager of Stadium Operations (2011-13)...interned for the Yankees' media relations department in the summer of 2009...**PERSONAL:** Graduated from the University Of North Carolina, Chapel Hill with a B.A. in sports administration in 2011.

NICK AVANZATO – DIRECTOR, MINOR LEAGUE OPERATIONS

BORN: 1/31/91 in Pittsfield, Mass. • **RESIDES:** Tampa, Fla.

Enters his 10th season in the Yankees organization and his fourth as Director of Minor League Operations...spent two seasons as Manager of Minor League Operations (2020-21)...has also served as Assistant of Minor League Operations in 2019 and Assistant Minor League Operations in 2018...was the Video Manager for Single-A Charleston in 2017...served in the same role for Rookie-level Pulaski (2015-16)...joined the Yankees in 2014 as a Baseball Operations Intern...prior to joining the Yankees, began his career in 2013 as a Minor League Operations Intern for the New York Mets...**PERSONAL:** Graduated from the University of Massachusetts Amherst with a bachelor's degree from the Mark H. McCormack Department of Sport Management in 2013.

VICTOR ROLDAN – DIRECTOR, INTERNATIONAL OPERATIONS

BORN: 7/17/83 in San Juan, Puerto Rico • **RESIDES:** Lutz, Fla.

Enters his 16th season in the Yankees organization and his second as Director of International Operations...spent six seasons as Manager of International Operations (2017-22)...has also served as Assistant of Minor League Operations in 2016...began working in the Yankees organization in 2009 as a Clubhouse Attendant at Yankee Stadium (2009-15)...**PERSONAL:** Earned a bachelor's degree in aviation management from Embry Riddle Aeronautical University in 2006.

MARIO GARZA – DIRECTOR, BASEBALL DEVELOPMENT

BORN: 5/26/81 in Shreveport, La. • **RESIDES:** Titusville, Fla.

COACHING CAREER: Enters his 14th season with the Yankees and first as Director of Baseball Development...spent the prior four seasons (2020-23) as Coordinator of Baseball Development...served three seasons (2017-19) as the Director of Latin American Operations...held two seasons (2015-16) as the Assistant Director of International Player Development after managing short-season Single-A Staten Island in 2014...made his managerial debut in 2013 with the GCL Yankees 2, leading the club to a first-place finish in the Northeast Division with a 36-24 (.600) record...served as a Coach with Single-A Tampa from 2011-12...prior to that, assisted hitters and catchers at his alma mater, Melbourne Central Catholic H.S. (Fla.)...**PLAYING CAREER:** Was selected by the Astros in the 25th round of the 2003 First-Year Player Draft...played four seasons in Houston's minor league system (2003-06), batting .253 with 41HR in 285 minor league games...finished his career in the independent Frontier League in 2007...**PERSONAL:** After graduating from Melbourne Central Catholic, played two seasons at Stanford University (2000-01) before transferring to the University of Florida (2002-03)...played for the U.S. in the 1997 World Youth Championship.



PAT McMAHON – PLAYER DEVELOPMENT ADVISOR

BORN: 5/28/53 in Lackawanna, N.Y. • **RESIDES:** Gainesville, Fla.

COACHING CAREER: Enters his 17th season with the Yankees organization and his third as Player Development Advisor...served as Coordinator of Instruction for four seasons (2018-2021)...was an Outfield and Base Running Coordinator in 2017...served as the Director of International Player Development for five seasons (2012-16)...was inducted into the American Baseball Coaches Association (ABCA) Hall of Fame in January 2018...received the ABCA's Lefty Gomez Award in 2015, which recognizes individuals who make significant contributions to the game of baseball locally, nationally and internationally...joined the Yankees in 2008 as the Manager for short-season Single-A Staten Island, leading the team to a league-best 49-26 record...was the Head Coach of the University of Florida for seven seasons (2001-07) and earned the Collegiate Baseball Foundation's "National Coach of the Year" and SEC "Coach of the Year" Awards in 2005 after guiding the Gators to a national runner-up finish at the College World Series...owns a career college coaching record of 555-287-1 in 16 seasons with Old Dominion (1990-94), Mississippi State (1997-2000) and Florida...served three stints with the USA National Team: was the Pitching Coach for the team that won bronze at the 1991 Pan-American Games in Cuba; was an Assistant in 1997; and managed the 2001 USA team that played in tournaments in the U.S., Japan and Taiwan...was inducted into the Old Dominion Sports Hall of Fame in Oct. 2015...the pitching lab at Mississippi State was named after McMahon in Nov. 2019...**PLAYING CAREER:** Was selected by the Mets in the 18th round of the 1971 First-Year Player Draft but chose to play collegiately at St. John's River College (1972-73) and Stetson University (1974-75)...**PERSONAL:** Is one of eight siblings.

SAM BRIEND – SENIOR DIRECTOR OF PITCHING

BORN: 3/29/88 in Utica, N.Y. • **RESIDES:** Tampa, Fla.

COACHING CAREER: Enters his fifth year in the Yankees organization...spent the prior three seasons as the Director of Player Development at Driveline Baseball in Seattle, Wash....spent one season as Pitching Coach for the St. Cloud Rox of the summer collegiate Northwoods League...returned to his alma mater, serving as the Pitching Coach and Head Strength Coach for five years...**PLAYING CAREER:** The right-handed pitcher played two seasons of independent baseball, for the NYSL Federals of the Canadian-American Association in 2011, and in the Pecos League in 2013 for the Taos Blizzard and Trinidad Triggers...**PERSONAL:** Played four years at Oglethorpe (Ga.) University, where he graduated in 2011 with a degree in psychology while receiving All-SCAC First Team honors...earned his master's degree in strength and conditioning at LaGrange (Ga.) College.

JOHN KREMER – REHAB PITCHING COORDINATOR

BORN: 11/19/76 in Indianapolis, Ind. • **RESIDES:** Lutz, Fla.

Enters his 21st season with the Yankees organization and his second as Rehab Pitching Coordinator after serving as a Pitching Coordinator from 2020-22...will again contribute to the organizations' performance science efforts, having previously spent five seasons as the Director of Performance Science (2015-19) after serving as the Director of Player Personnel from 2013-14...was the Assistant Director of Amateur Scouting from 2005-12 after joining the player development department in 2004 as a Baseball Operations Assistant...**PLAYING CAREER:** Was selected by the Yankees in the 19th round of the 1999 First-Year Player Draft...spent five years in the Yankees minor league system (1999-2003), compiling a 15-15 record with a 3.91 ERA (292.0IP, 127ER) in 175 games (one start)...**PERSONAL:** Pitched for the University of Evansville (Ind.), where he graduated with a B.S. in mathematics...received an MBA from the University of South Florida in 2011 and a professional certificate in strategic decision and risk management from Stanford in 2012.

AARON GERSHENFELD – DEFENSIVE COORDINATOR

BORN: 5/15/92 in Lansing, Mich. • **RESIDES:** Tampa, Fla.

COACHING CAREER: Begins his fifth season in the Yankees organization after six years as a Collegiate Assistant...spent the prior three seasons (2017-19) as the Hitting Coach and Recruiting Coordinator for The Citadel (S.C.)...was the Hitting Coach for one year at East Tennessee State University after beginning his career as an Assistant Coach at Vanderbilt (Tenn.) University...**PERSONAL:** Played two seasons at the University of Louisville, reaching the College World Series twice...graduated *cum laude* in sport administration from Louisville...attended Butler (Ind.) University for one year before transferring...is a graduate of Cushing (Mass.) Academy.

MATT TALARICO – DIRECTOR OF SPEED DEVELOPMENT & BASERUNNING/ROVING HITTING COACH

BORN: 3/30/84 in Fort Wayne, Ind. • **RESIDES:** Springfield, Ohio

COACHING CAREER: Begins his fifth season in the Yankees organization as Baserunning Coordinator/Roving Hitting Coach and second as the Director of Speed Development following 13 years coaching collegiate baseball...was an Assistant Coach at four Ohio schools: Wright State University (2015-19), University of Dayton (2010-15), University of Toledo (2009-10) and Heidelberg University (2007-09)...**PERSONAL:** Played four seasons at Manchester (Ind.) College before earning his master's degree in education from Heidelberg (Ohio) University...is a graduate of Bishop Dwenger (Ind.) H.S.



DAVID WHITESIDE – DIRECTOR, PERFORMANCE SCIENCE

BORN: 6/9/87 in Perth, Australia • **RESIDES:** Tampa, Fla.

Enters his eighth season with the Yankees and his sixth as the Director of Performance Science...was the organization's first Principal Sports Scientist (2017-18)...prior to joining the Yankees, was a Sports Performance Scientist with Tennis Australia (2015-16), Australia's governing tennis body...completed a research fellowship at the University of Michigan, where he worked with a number of varsity sports (2013-14)...serves on the editorial board of the Journal of Sports Engineering and Technology, and has previously authored peer-reviewed journals and book chapters...**PERSONAL:** Graduated from the University of Western Australia in 2012 with a PhD in sport biomechanics, completed in partnership with Tennis Australia.

MARK LITTLEFIELD – MEDICAL COORDINATOR, PLAYER DEVELOPMENT

BORN: 11/27/67 in Portland, Maine • **RESIDES:** Tampa, Fla.

Enters the ninth season of his second stint as the Medical Coordinator for Yankees player development operations, his 28th season overall in the role (1993-2011, 2016-present)...also served as the Yankees Assistant Athletic Trainer at the Major League level for four seasons (2012-15)...marks his 34th season in the Yankees organization...began his training career with short-season Single-A Oneonta from 1991-92...graduated from Portland H.S. (Maine) in 1986 and earned his Bachelor of Science degree from the University of South Carolina in physical education/athletic training.

GREG SPRATT – ASSISTANT MEDICAL COORDINATOR

BORN: 7/8/65 in Lexington, Ky. • **RESIDES:** Plant City, Fla.

Enters his 33rd season with the Yankees and his third as Assistant Medical Coordinator...previously served as Assistant Head Athletic Trainer in player development for 10 seasons...served as an Athletic Trainer for short-season Single-A Oneonta (1990), Single-A Greensboro (1991-92), Double-A Albany-Colonie (1993-94), Double-A Norwich (1995-97, 2001-02), GCL Yankees (1998-2000, 2007-11) and Double-A Trenton (2003-04)...was named PBATS "Athletic Trainer of the Year" in his league three times (1992, '96, 2003)...has served as an Athletic Trainer in three league All-Star games (1992, 1994, 2002)...was also the Athletic Trainer for the Peoria Javelinas in the AFL in 1994 and the Tigres de Aragua in the Venezuelan Winter League in 1992 and 1996...served as Head Athletic Trainer for the NBA's Toronto Raptors for two seasons (2004-06).

KEVIN HOLLBAUGH – MINOR LEAGUE STRENGTH AND CONDITIONING COORDINATOR

BORN: 4/12/86 in Cincinnati, Ohio • **RESIDES:** Wesley Chapel, Fla.

Begins his second season in the Yankees organization and first as the Minor League Strength and Conditioning Coordinator...previously held the role of Minor League Strength and Conditioning Coach in 2023...in 2014, he founded ProForce Sports Performance in Cincinnati, Ohio, which is regarded as one of the top training facilities for baseball players in the Midwest...has worked with the University of Cincinnati, where he previously served as the Director of Player Development for the school's baseball team from 2022-23 and has held the role of Adjunct Professor since 2016...prior to founding ProForce Sports Performance in 2014, was a Strength and Conditioning Coach for two different Indianapolis-based hospitals between 2009-12...served as a Graduate Assistant Strength and Conditioning Coach for the University of South Florida in 2009...received his master's in health administration in 2014 and bachelor's in health promotion and education in 2009, while also serving as a Student Athletic Trainer with the school from 2006-08...has also received CSCS (2009) and RSCC (2021) certifications.

MIKE WICKLAND – MANUAL THERAPY & CORRECTIVE EXERCISE COORDINATOR

BORN: 7/24/77 in Bridgeport, W.Va. • **RESIDES:** Tampa, Fla.

Enters his 25th season in the Yankees organization and his third as Manual Therapy & Corrective Exercise Coordinator...previously served as Coordinator of Preventative Programs for seven seasons (2015-21)...served as the organization's Medical Coordinator from 2013-14...was the Strength and Conditioning Coordinator for player development from 2008-12...served as the Athletic Trainer at Single-A Tampa (2002-07) and Single-A Greensboro (2000-01)...graduated in 1999 with a bachelor's degree in exercise and sports science from the University of North Carolina at Greensboro, where he was an Athletic Trainer in his four years there.

DAVID COLVIN – REHABILITATION COORDINATOR

BORN: 7/3/88 in Hatfield, Pa. • **RESIDES:** Tampa, Fla.

Enters his ninth season in the Yankees organization and his third as the Rehabilitation Coordinator...previously was the Physical Therapist in player development for six seasons (2016-21)...served as the 2015 Training Camp Intern for the Miami Dolphins...was previously a Physical Therapist at Pittsburgh's UPMC Rooney Sports Complex...received his doctor of physical therapy degree from the University of Pittsburgh in 2015...was a Graduate Assistant Athletic Trainer at the University of Tennessee from 2010-12 while earning his M.S. in kinesiology with a concentration in biomechanics...also earned his B.S. in athletic training from Pittsburgh in 2010...is a 2006 graduate from North Penn H.S. in Lansdale, Pa.



Yankees Around the Globe

A the game of Baseball continues to grow on a global scale, “America’s Pastime” has become infused with talent from every corner of the world.

The New York Yankees, as one of the most recognized brands in the world, are dedicated to making meaningful and lasting footprints throughout the international Baseball community.

The Yankees’ 2023 Opening Day roster (active, injured and restricted list) featured 14 internationally-born players. The roster featured players from four different countries outside the U.S. (Cuba, Dominican Republic, Nicaragua, and Venezuela).

Signing and developing exceptional talent from around the globe has become a trademark of the Yankees organization. Some of the club’s acquisitions include 2019 Hall of Fame inductee and Panamá native Mariano Rivera, five-time All-Star Jorge Posada of Puerto Rico, seven-time All-Star Alfonso Soriano out of the Dominican Republic, two-time All-Star Hideki Matsui from Japan, and 2006 Cy Young Award runner-up Chien-Ming Wang from Taiwan. Japanese pitcher Masahiro Tanaka was a stalwart in the Yankees starting rotation for seven seasons after signing via the posting system in 2014.

The organization has developed top minor league talent from around the world, placing three foreign-born players in the top-three of AL “Rookie of the Year” balloting since 2016 (Gary Sánchez, Miguel Andújar, Gleyber Torres). The Yankees have filled their minor league ranks in recent years by signing players from Australia, Brazil, Canada, China, Colombia, Cuba, the Czech Republic, Israel, México, Nicaragua, Panamá, Poland, South Korea, Taiwan and Venezuela. In addition, the Yankees field a Dominican Summer League team and operate a state-of-the-art Latin Baseball Academy in the Dominican Republic.

The Latin Béisbol Academy

For the vast majority of the Yankees’ Latin American prospects, the Latin Béisbol Academy is the starting point for their professional careers.

Located in Boca Chica, Dominican Republic, the academy was constructed from scratch, allowing player development personnel to manage every detail of the project, from the trainer’s room to the clubhouses to the classrooms. The finished product is a four-building, four-field complex with the capacity to house up to 110 players. There is also a small apartment building for coaches and instructors. Officially opening in June 2005 and finally completed in the spring of 2006, the academy has a campus-like feel to it that is not lost on the ballplayers, many of whom are spending time away from their families for the very first time.

Previously, the Yankees had leased a variety of facilities in Latin America for scouting and player development use, but it became apparent that it was necessary to develop their own facility.

As a dedicated investor in Latin American talent, the Yankees make every effort to provide their players with a well-rounded education off the field. The complex is staffed with educators who teach players academic disciplines such as Spanish and English, along with broad-based life skills such as conflict resolution, financial literacy and American customs. Players are also given guidance on how to deal with the heavy travel inherent to a baseball lifestyle. Throughout their time at the academy, the young Yankees hopefuls participate in clinics with local children, reminding them to always be mindful of their community.

The Yankees also arrange for past and present Major League stars, such as Mariano Rivera and Reggie Jackson, to be guest lecturers for the prospects. The players received a special visitor in January 2011 when professional boxing champion Miguel Cotto paid a visit. In January 2020, Yankees Manager Aaron Boone visited the Béisbol Academy.

The players and staff are also active in local community events, hosting annual instructional clinics in the Dominican Republic, Nicaragua and Venezuela. In addition, the Yankees’ Latin complex has hosted R.B.I. (Reviving Baseball in the Inner City) tournament games, joined the Yankees organization in 2007 to donate \$65,000 in food and cash to hurricane-damaged areas in the D.R. and Nicaragua, and adopted an orphanage in La Romana, D.R., supplying it with food, money and clothing. In 2013, the Yankees donated a fire truck and an ambulance—along with firefighting and medical equipment—to the city of Boca Chica.

In July 2010, Dominican Summer League players delivered gifts to ailing children at a local hospital in Santo Domingo. The Latin Béisbol Academy also played host to a fundraiser game in 2010 against the Dominican National Police Department to raise money for local charities throughout the D.R. And in 2011, select Yankees draft picks held a clinic in San Pedro de Macoris for more than 100 kids, handing out shoes, equipment and uniforms to participants.

The Yankees field a DSL team annually and won back-to-back titles in 2005-06. With the hard work and dedication of the Yankees Player Development staff, the organization looks forward to the future, when these young players will lead the way to a 28th World Championship in the Bronx.

Yankees Sweep London

In June 2019, the Yankees flew across the pond to London, England, to play a two-game series against the rival Boston Red Sox at London Stadium, the first-ever Major League games played in Europe.

While there, the Yankees continued to do their part to grow the game globally through numerous community initiatives.

The day before the London Series opened, the Yankees hosted a baseball clinic at Finsbury Park for approximately 100 youth in the London community, in conjunction with the London Meteorites Baseball and Softball Club. Manager Aaron Boone, as well as former Yankees Carlos Beltrán, Reggie Jackson, Hideki Matsui, Andy Pettitte, Mariano Rivera, Alex Rodriguez and Nick Swisher, served as clinic coaches before a BBQ reception. At the close of the event, the Yankees presented the London Meteorites with a legacy gift that included baseball and softball equipment (bats, baseballs, helmets, gloves, catcher’s gear, etc.).



Yankees Travel to Panamá

In conjunction with Major League Baseball and the Major League Baseball Players Association, the Yankees traveled to Panamá prior to the 2014 season for the "Legend Series," a set of two exhibition games against the Miami Marlins at Panamá City's Rod Carew Stadium. The trip served as a tribute to the career of former Yankees reliever and Panamá native Mariano Rivera, who had capped off his Hall of Fame career by retiring as MLB's all-time saves leader at the conclusion of the 2013 season.

Rivera played host for the weekend, which featured a number of charitable events away from the field. Chief among them was a gala benefitting the Mariano Rivera Foundation, the proceeds of which supported the Children's Hospital in Panamá City, the largest pediatric hospital in the country. Yankees players also visited the hospital, bringing with them a large donation of toys and spending time with the children.

Rivera also took a Yankees contingent – including General Partner/Vice Chairperson Jennifer Steinbrenner Swindal, President Randy Levine, COO Lonny Trost, Manager Joe Girardi, hitting coach Kevin Long, bench coach Tony Peña, spring training instructor Willie Randolph, outfielder Brett Gardner and reliever David Robertson – on a behind-the-scenes tour of the Panamá Canal.

The visit marked the first appearance by Major League Baseball in the Central American country since 1947, when the Yankees faced the Brooklyn Dodgers in several exhibition games on a trip that also included stops in Cuba, Puerto Rico and Venezuela.



The Yankees' brand transcends international borders as fans show their pride in Panamá.

Yankees Teach in Taiwan

In January 2009, the Yankees joined the Chinese Taipei Baseball Association under the auspices of Major League Baseball in holding a clinic for high school pitchers, catchers and coaches at the National Taiwan Sport University's Taoyuan Campus in Taipei, Taiwan. It marked the Yankees' first-ever large-scale outreach in Taiwan and represented the club's initiative in cultivating baseball talent and increasing brand recognition in Asia and the greater international community. The five-day clinic focused on pitching and catching fundamentals and philosophy.

Yankees and Chinese Baseball Association Reach Memorandum of Understanding

The New York Yankees and the Chinese Baseball Association (CBA) held a press conference in Beijing, China, on Jan. 29, 2007, to announce a Memorandum of Understanding that for the first time formalized a strategic alliance between a Major League Baseball club and the CBA. During the Yankees' 2009 World Series trophy tour, club officials met with the CBA in Beijing to further the cooperation agreement between the two entities.

The agreement, subject to Major League Baseball's rules, regulations and agreements pertaining to the People's Republic of China, states that the Yankees will provide the CBA with guidance in training baseball players, including sending coaches, player development staff, scouting and training personnel to China to assist the CBA. The partnership also allows the CBA to send staff to the Yankees' facilities in the United States in furtherance of those goals.

During their 2007 trip, the Yankees were represented in Beijing by team President Randy Levine, Senior Vice President and General Manager Brian Cashman, Vice President and Assistant General Manager Jean Afterman, and Vice President of Corporate Sales and Sponsorship Michael Tusiani. Beijing Womei Advertising Company Limited and SportsCorp China, headed by President and Managing Director Marc Ganis and Managing Director Kenneth Huang, coordinated the meetings and were instrumental in the Yankees' involvement in China.

The CBA was represented by Chairman Hu Jianguo, Secretary General Shen Wei and Deputy Secretary General Tian Yuan.

On June 16, 2007, the Yankees announced the signings of catcher Zhenwang Zhang and left-handed pitcher Kai Liu to minor league contracts, marking the first-ever acquisition by a Major League organization of Chinese baseball players. Both players were members of the Chinese National team that competed in the 2008 Olympics in Beijing.



Yankees Team President Randy Levine and GM Brian Cashman established a working agreement with the Chinese Baseball Association on Jan. 29, 2007.

Partners in Japan

During the 2002 season, the Yankees entered into a working agreement with the Yomiuri Giants, winners of 22 Japan Series Championships. Pursuant to the agreement, the teams consented to share baseball information, ideas and strategies. Also in 2002, the Yankees pursued and signed three-time Central League MVP Hideki Matsui. A nine-time Japanese League All-Star and three-time home run champion, Matsui became the first bona fide power hitter to make the transition from Japan to the Major Leagues.

In 2004, the Yankees traveled to Tokyo to open the regular season against the Tampa Bay Devil Rays. The historic trip marked the 70th anniversary of Babe Ruth and Lou Gehrig's 1934 All-Star tour of Japan. It also recognized the anniversary of the founding of the Yomiuri Giants franchise, Japan's oldest professional baseball team. The two-game series was just the second-ever Major League season opener to take place in Japan. At the time, the two games were the highest-rated televised Major League games in Japan's history.



Yankees Championship Trophy Tour of the Dominican Republic, Japan and China

Following their 2009 championship season, the Yankees embarked on a world tour with their 2009 World Series Trophy, traveling to the Dominican Republic and Asia.

A Yankees contingent took the championship trophy to the Dominican Republic for a three-day tour from Jan. 7-9, 2010. The D.R. leg of the trophy tour included stops at the National Palace for a ceremony with President Dr. Leonel Fernández, who was joined by bench coach Tony Peña, and players Robinson Canó, Damaso Marte, Francisco Cervelli and Edwar Ramírez as well as by several Yankees minor leaguers. The next day, the Yankees visited the U.S. Embassy and the National Police Headquarters. That evening, the Yankees displayed the trophy for fans at the Dominican Winter League playoff game between los Tigres del Licey and los Leones del Escogido at Estadio Qisqueya Juan Marichal in Santo Domingo. On their final day in the D.R., the Yankees placed the trophy on display for residents of the town of Casa de Campo.

Three weeks later, a Yankees delegation consisting of team President Randy Levine, Senior Vice President and General Manager Brian Cashman, Vice President and Assistant General Manager Jean Afterman and Senior Vice President of Corporate Sales and Sponsorships Michael Tusiani took the trophy on a six-day tour to Tokyo, Beijing and Hong Kong from Jan. 31 through Feb. 5, 2010.

The contingent was met by fans and media at Tokyo's Narita Airport, marking this first-ever occasion of a Yankees World Series Trophy being brought to Asia. The next day, another historic moment took place at the MLB Café in Tokyo as the trophy was displayed alongside the Yomiuri Giants' 2009 Japan Series championship trophy.

From there, the trophy traveled to China, where fans in Beijing and Hong Kong had their first opportunity to gaze at Major League Baseball's grandest prize. The trophy tour in China was organized by QSL Sports, which has been active in the promotion of Baseball in the People's Republic of China and operates the China Youth Baseball League together with the Chinese Baseball Association. The events in China were hosted by QSL Sports, New World Department Stores (one of the largest owners and operators of department stores in China), and K11, the "World's First Art Mall," which integrates elements of art, culture and nature, while elevating the shopping experience.

On Feb. 3, 2010, Yankees officials met with the CBA in Beijing to further the cooperation agreement between the two entities, after which the groups held a joint press conference at the Kunlun Hotel. Later that evening, the championship trophy made its first public appearance in China at the New World Department Store, which included traditional Chinese performances and ceremonies. Joining the Yankees delegation were CBA officials, New World representatives and the Beijing Yankees youth baseball team, which is part of MLB's "Play Ball" youth baseball program in China.

Hong Kong marked the final stop on the Asian tour, with a Feb. 5, 2010, event at the Hyatt Regency hotel adjacent to the recently-opened K11 Mall. The next morning, the trophy was introduced to players and fans during the opening ceremony for the 2010 Phoenix Cup, Hong Kong's International Women's Baseball Tournament.

The Yankees thank their partner Delta Air Lines for ensuring the safe transportation of the World Series trophy and appreciate the efforts of SportsCorp China, led by president Marc Ganis.



The Yankees' 2009 World Series trophy visited the MLB Café in Tokyo, where it was displayed alongside the Yomiuri Giants' 2009 Championship trophy.



Chinese youth were on hand with the trophy during a press event with the Chinese Baseball Association.



The 2012 Little League World Series championship team from Japan visited Yankee Stadium as the Yankees' guests on Aug. 28, 2012, after capturing the country's second LLWS title in three years and eighth overall. They are pictured above with Yankees outfielder Ichiro Suzuki.



Mariano Rivera poses with Uganda's 2012 Little League World Series team, which became the first team from Africa to participate in the LLWS, and was the Yankees' guest on Aug. 29, 2012. The team also received a clubhouse tour from Manager Joe Girardi and participated in "roll call" with the Bleacher Creatures.



New York Yankees 2023 First-Year Player Draft

RD (SEL)	PLAYER	POS	SCHOOL (STATE)	B/T	HT/WT	DOB
1 (#26)	George Lombard Jr.	INF	Gulliver Prep School (Fla.)	R/R	6'3"/200	6/2/05
2 (N/A)	Did not have 2nd round selection (forfeited for signing LHP Carlos Rodón)					
3 (#97)	Kyle Carr	LHP	Palomar College (Calif.)	L/L	6'1"/185	5/6/02
4 (#129)	Roc Riggio	INF	Oklahoma State University	L/R	5'9"/190	6/11/02
5 (N/A)	Did not have 5th round selection (forfeited for signing LHP Carlos Rodón)					
6 (#192)	Cade Smith	RHP	Mississippi State University	L/R	6'1"/205	4/9/02
7 (#222)	Kiko Romero	INF	University of Arizona	L/R	6'0"/195	9/18/00
8 (#252)	Nicholas Judice	RHP	University of Louisiana-Monroe	R/R	6'8"/225	4/28/01
9 (#282)	Jared Wegner	OF	University of Arkansas	R/R	6'1"/215	7/25/99
10 (#312)	Brian Hendry	RHP	Oklahoma State University	R/R	6'3"/227	10/11/99
11 (#342)	Josh Grosz	RHP	East Carolina University (N.C.)	R/R	6'4"/208	9/5/02
12 (#372)	Brady Rose	LHP	Dallas Baptist University (Tex.)	L/L	6'5"/220	10/26/00
13 (#402)	Josh Tiedemann	INF/RHP	Hamilton H.S. (Ariz.)	R/R	6'2"/165	6/9/04
14 (#432)	Danny Flatt	RHP	P27 Academy (S.C.)	R/R	6'4"/215	6/6/04
15 (#462)	Tomas Frick	C	University of North Carolina	R/R	5'11"/210	10/11/00
16 (#492)	Andrew Landry	RHP	Southeastern Louisiana University	R/R	6'2"/193	2/20/02
17 (#522)	Wilson Rodriguez	OF	Academia Presbiteriana H.S. (P.R.)	L/L	6'2"/215	9/10/04
18 (#552)	Coby Morales	OF	University of Washington	L/R	6'3"/220	12/5/01
19 (#582)	Cade Austin	RHP	University of South Carolina	R/R	6'2"/234	9/28/01
20 (#612)	Bryce Warrecker	RHP	Cal Poly (Calif.)	L/R	6'8"/260	9/13/01

2023 Draft Recap

The Yankees signed each of their 18 picks from the 2023 First-Year Player Draft, selecting 11 pitchers (RHP - 9, LHP - 2) and seven position players (C-1, INF-3, OF-3) with 14 being college players and four being high school players...selected **INF George Lombard Jr.** (First Round/Pick #26) out of Gulliver Prep School (Fla.)...batted .311/.466/.356 (14-for-45) with 9R, 2 doubles, 6RBI, 13BB and 45B in 13 combined games with the FCL Yankees (4G) and Single-A Tampa (9G)...**INF Roc Riggio** (Fourth Round/Pick #129) played in 22 combined games with the FCL Yankees (5G) and Single-A Tampa (17G), reaching base in 38-of-97 PA (14H/22BB/2HP) and posting a .392 OBP...**INF Kiko Romero** (Seventh Round/Pick #222) recorded a .364 OBP and reached base in 48-of-132 PA (25H/22BB/1HP) over 29 combined games with the FCL Yankees (2G) and Single-A Tampa (27G)...**OF Jared Wegner** (Ninth Round/Pick #282) batted .275/.341/.513 (22-for-80) with 11R, 7 doubles, 4HR, 14RBI, 8BB and 15B in 24 combined games with the FCL Yankees (2G), Single-A Tampa (3G) and High-A Hudson Valley (19G).

2023 Award Winners, All-Stars & Players of the Month/Week

MINOR LEAGUE AWARDS

MLB Pitching Prospect of the Year

- RHP Drew Thorpe

All MLB Prospect Second Team

- RHP Danny Watson

MLB Rawlings Gold Glove Award

- INF TJ Rumfield (1B)

TRIPLE-A SCRANTON/WB

International League All-Star

- OF Estevan Florial

DOUBLE-A SOMERSET

Eastern League Top MLB Prospect

- OF Jasson Dominguez

Eastern League All-Star

- RHP Richard Fitts
- OF Jasson Dominguez
- RHP Clayton Beeter

Player/Pitcher of the Year

- RHP Richard Fitts

Player/Pitcher of the Month

- INF Tyler Hardman (July)
- C Ben Rice (August)
- RHP Drew Thorpe (August)

Player/Pitcher of the Week

- RHP Clayton Beeter (6/5-11)
- INF Tyler Hardman (2x: 6/26-7/2, 7/17-23)
- C Ben Rice (8/7-13)
- RHP Drew Thorpe (8/7-13)
- OF Jasson Dominguez (8/14-20)

HIGH-A HUDSON VALLEY

South Atlantic League All-Star

- RHP Drew Thorpe
- RHP Jack Neely

Player/Pitcher of the Year

- RHP Drew Thorpe

Player/Pitcher of the Month

- RHP Drew Thorpe (June)
- C Agustin Ramirez (July)

Player/Pitcher of the Week

- RHP Juan Carela (4/17-23)
- OF Aaron Palensky (5/22-28)
- RHP Drew Thorpe (5/29-6/4)
- RHP Tyrone Yulie (6/19-25)
- RHP Drew Thorpe (7/17-23)
- RHP Luis Velásquez (7/24-30)

SINGLE-A TAMPA

Florida State League All-Star

- INF Jared Serna
- C Omar Martínez
- LHP Brock Selvidge

Player/Pitcher of the Month

- OF Christopher Familia (June)

Player/Pitcher of the Week

- RHP Justin Lange (5/1-7)
- RHP Hayden Merda (5/22-28)
- OF Christopher Familia (2x: 6/5-11, 6/19-25)
- C Omar Martínez (7/31-8/6)
- RHP Yorlin Calderón (8/21-27)

FCL YANKEES

Manager of the Year

- James Cooper

FCL Top MLB Prospect

- INF Keiner Delgado

FCL All-Star

- INF Keiner Delgado
- INF Roderick Arias
- INF Emmanuel Tejeda
- OF Willy Montero
- OF John Cruz
- RHP Sebastian Keane

Player/Pitcher of the Month

- INF Hans Montero (June)
- INF Dylan Jasso (August)

Player/Pitcher of the Week

- OF John Cruz (6/12-18)
- INF Roderick Arias (7/3-9)
- C Juan Sánchez (7/24-30)
- RHP Jordarlin Mendoza (7/31-8/6)

DSL YANKEES

Player/Pitcher of the Month

- RHP Christian Zazueta (August)



New York Yankees No. 1 Draft Choices

YEAR	RD	SEL	PLAYER	POS	SCHOOL (STATE)	w/NYY in Majors
2023	1	26	George Lombard Jr.	SS	Gulliver Prep HS (Fla.)	-
2022	1	25	Spencer Jones	OF	Vanderbilt University (Tenn.)	-
2021	1	20	Trey Sweeney	SS	Eastern Illinois University	-
2020	1	28	Austin Wells	C	University of Arizona	2023
2019	1	30	Anthony Volpe	SS	Delbarton HS (N.J.)	2023
2018	1	23	Anthony Seigler	C	Cartersville HS (Ga.)	-
2017	1	16	Clarke Schmidt	RHP	University of South Carolina	2020-23
2016	1	18	Blake Rutherford	OF	Chaminade College Prep HS (Calif.)	-
2015	1	16	James Kaprielian	RHP	UCLA	-
	1	30	Kyle Holder	SS	University of San Diego	-
2014	2	55	Jacob Lindgren	LHP	Mississippi State University	2015
2013	1	26	Eric Jagielo	3B	University of Notre Dame	-
	1	32	Aaron Judge	OF	Fresno State University	2016-23
	1	33	Ian Clarkin	LHP	James Madison HS (Calif.)	-
2012	1	30	Ty Hensley	RHP	Edmond Sante Fe HS (Okla.)	-
2011	Comp A	51	Dante Bichette, Jr.	3B	Orangewood Christian HS (Fla.)	-
2010	1	32	Cito Culver	SS	Irondequoit HS (N.Y.)	-
2009	1	29	Slade Heathcott	OF	Texas HS (Tex.)	2015
2008	1	28	Gerrit Cole	RHP	Orange Lutheran HS (Calif.)	Did not sign
2007	1	30	Andrew Brackman	RHP	North Carolina State University	2011
2006	1	21	Ian Kennedy	RHP	University of Southern California	2007-09
2005	1	17	Carl (C.J.) Henry	SS	Putnam City HS (Okla.)	-
2004	1	23	Phil Hughes	RHP	Foothill HS (Calif.)	2007-13
2003	1	27	Eric Duncan	3B	Seton Hall Prep (N.J.)	-
2002	2	71	Brandon Weeden	RHP	Santa Fe HS (N.M.)	-
2001	1	23	John-Ford Griffin	OF	Florida State University	-
	1	34	Bronson Sardinha	INF	Kamehameha HS (Hawaii)	2007
	1	42	Jon Skaggs	RHP	Rice University	-
2000	1	28	David Parrish	C	University of Michigan	-
1999	1	27	David Walling	RHP	University of Arkansas	-
1998	1	24	Andrew Brown	OF	Richmond HS (Ind.)	-
	1	43	Mark Prior	RHP	University HS (Calif.)	Did not sign
1997	1	24	Tyrell Godwin	OF	East Bladen HS (N.C.)	-
	1	40	Ryan Bradley	RHP	Arizona State University	1998
1996	1	20	Eric Milton	LHP	University of Maryland	-
1995	1	27	Shea Morenz	RF	University of Texas	-
1994	1	24	Brian Buchanan	OF	University of Virginia	-
1993	1	13	Matt Drews	RHP	Sarasota HS (Fla.)	-
1992	1	6	Derek Jeter	SS	Kalamazoo Central HS (Mich.)	1995-2014
1991	1	1	Brien Taylor	LHP	East Carteret HS (N.C.)	-
1990	1	10	Carl Everett	OF	Hillsborough HS (Fla.)	-
1989	2	45	Andy Fox	3B	Christian Brothers HS (Calif.)	1995-97
1988	4	105	Todd Malone	LHP	Casa Robles HS (Calif.)	-
1987	3	81	Bill Dacosta	RHP	New York Tech	-
1986	2	53	Rich Scheid	LHP	Seton Hall University	-
1985	1	28	Rick Balabon	RHP	Conestoga HS (Pa.)	-
1984	1	22	Jeff Pries	RHP	UCLA	-
1983	4	93	Mitch Lyden	C	Beaverton HS (Ore.)	-
1982	2	36	Tim Birtsas	LHP	Michigan State University	-
	2	50	Bo Jackson	SS	McAdory HS (Ala.)	Did not sign
1981	2	52	John Elway	OF	Stanford University	-
1980	3	74	Billy Cannon, Jr.	SS	Broadmoor HS (La.)	Did not sign
1979	2	51	Todd Demeter	INF	Grant HS (Okla.)	-
1978	1	18	Rex Hudler	SS	Bullard HS (Calif.)	1984-85
	1	24	Matt Winters	OF	Williamsville HS (N.Y.)	-
	1	26	Brian Ryder	RHP	Shrewsbury HS (Mass.)	-
1977	1	23	Steve Taylor	RHP	University of Delaware	-
1976	1	16	Pat Tabler	OF	McNicholas HS (Ohio)	-
1975	1	19	Jim McDonald	1B	Verbum Dei HS (Calif.)	-
1974	1	12	Dennis Sherrill	SS	South HS (Fla.)	1978, '80
1973	1	13	Doug Heindold	RHP	Stroman HS (Tex.)	-
1972	1	14	Scott McGregor	LHP	El Segundo HS (Calif.)	-
1971	1	19	Terry Whitfield	OF	Palo Verde HS (Calif.)	1974-76
1970	1	12	Dave Cheadle	LHP	Asheville HS (N.C.)	-
1969	1	11	Charlie Spikes	OF	Central Memorial HS (La.)	1972
1968	1	4	Thurman Munson	C	Kent State University	1969-79
1967	1	1	Ron Blomberg	1B	Druid Hills HS (Ga.)	1969, '71-76
1966	1	10	Jim Lyttle	OF	Florida State University	1969-71



Kevin Lawn Award

Each year, the Yankees present the Kevin Lawn Award to the organization's minor league "Pitcher of the Year" and "Player of the Year." The annual awards are dedicated to Kevin O'Brien Lawn—the son of longtime Yankees Vice President and Chief of Operations Jack Lawn—who passed away in 1999.

- 2022:** OF Jasson Domínguez / RHP Will Warren
2021: SS Anthony Volpe / RHP Hayden Wesneski
2020: N/A (COVID-19 Pandemic)
2019: 1B Chris Gittens / RHP Deivi García
2018: INF Brandon Wagner / RHP Michael King
2017: 3B Miguel Andújar / RHP Domingo Acevedo
2016: OF Aaron Judge / RHP Chance Adams
2015: C Gary Sánchez / RHP Luis Severino
2014: INF Rob Refsnyder / RHP Luis Severino
2013: 1B Greg Bird / RHP Shane Greene
2012: OF Tyler Austin / RHP Mark Montgomery
2011: C Austin Romine / RHP D.J. Mitchell
2010: SS Eduardo Núñez / RHP David Phelps
2009: C Austin Romine / RHP Zach McAllister
2008: OF Brett Gardner / LHP Phil Coke
2007: OF Austin Jackson / RHP Ian Kennedy
2006: 1B Cody Ehlers / RHP Phil Hughes
2005: OF Kevin Thompson / RHP Matt DeSalvo
2004: 1B Andy Phillips / RHP Chien-Ming Wang
2003: C Dioner Navarro / RHP Jorge DePaula
2002: 2B Andy Phillips /
 LHP Danny Borrell, RHP Jorge DePaula
2001: OF Juan Rivera, OF Marcus Thames /
 LHP Brandon Claussen
2000: 3B Scott Seabolt / LHP Randy Keisler
1999: 2B D'Angelo Jimenez, 1B Nick Johnson /
 LHP Ed Yarnall
1998: 1B Nick Johnson / RHP Ryan Bradley
1997: 3B Mike Lowell / LHP Eric Milton
1996: OF Ricky Ledee / RHP Jay Tessmer
1995: SS Derek Jeter / RHP Matt Drews
1994: SS Derek Jeter / LHP Andy Pettitte
1993: OF Billy Masse / LHP Ryan Karp
1992: 1B J.T. Snow / RHP Sam Militello
1991: C Kiki Hernandez, SS Dave Silvestri /
 RHP Ed Martel, RHP Sam Militello
1990: OF Hensley Meulens / RHP Dave Eiland
1989: 1B Hal Morris / LHP Steve Adkins
1988: 1B Kevin Maas / RHP Todd Malone
1987: OF Darren Reed / RHP Dana Ridenour
1986: 3B Chris Alvarez / RHP Loganasley
1985: OF Dan Pasqua / RHP Brad Arnsberg
1984: C/OF Scott Bradley / LHP Jim Deshaies
1983: OF Brian Dayett / RHP José Rijo
1982: OF Matt Winters / RHP Bob Tewksbury
1981: 1B Don Mattingly / LHP Pete Filson
1980: 1B Steve Balboni / RHP Gene Nelson

James P. Dawson Award

Each spring training, the Yankees present the James P. Dawson Award to the outstanding Yankees rookie in spring training, as voted on by the New York Yankees beat writers. The award was established in honor of James P. Dawson (1896-1953), who began a 45-year career with *The New York Times* as a copy boy in 1908. Eight years later, he became boxing editor and covered boxing and baseball until his death during spring training in 1953.

Two winners of the honor, Tony Kubek in 1957 and Tom Tresh in 1962, went on to win the American League "Rookie of the Year" Award. Prior winners are listed below:

- | | | |
|-----------------------------|---------------------------------|--------------------------------|
| 1956... Norm Siebern, OF | 1978... Jim Beattie, RHP | 2001... Alfonso Soriano, 2B |
| 1957... Tony Kubek, SS | 1979... Paul Mirabella, RHP | 2002... Nick Johnson, 1B |
| 1958... John Blanchard, C | 1980... Mike Griffin, RHP | 2003... Hideki Matsui, OF |
| 1959... Gordon Windhorn, OF | 1981... Gene Nelson, RHP | 2004... Bubba Crosby, OF |
| 1960... John James, RHP | 1982... Andre Robertson, SS | 2005... Andy Phillips, INF |
| 1961... Rollie Sheldon, RHP | 1983... Don Mattingly, 1B | 2006... Eric Duncan, INF |
| 1962... Tom Tresh, SS | 1984... José Rijo, RHP | 2007... Kei Igawa, LHP |
| 1963... Pedro González, 2B | 1985... Scott Bradley, C | 2008... Shelley Duncan, INF/OF |
| 1964... Pete Mikkelsen, RHP | 1986... Bob Tewksbury, RHP | 2009... Brett Gardner, OF |
| 1965... Arturo López, OF | 1987... Keith Hughes, OF | 2010... Jon Weber, OF |
| 1966... Roy White, OF | 1988... Al Leiter, LHP | 2011... Manny Bañuelos, LHP |
| 1967... Bill Robinson, OF | 1989... None Selected | 2012... David Phelps, RHP |
| 1968... Mike Ferraro, 3B | 1990... Alan Mills, RHP | 2013... Vidal Nuno, LHP |
| 1969... Jerry Kenney, OF | 1991... Hensley Meulens, OF | 2014... Masahiro Tanaka, RHP |
| Bill Burbach, RHP | 1992... Gerald Williams, OF | 2015... Slade Heathcott, OF |
| 1970... John Ellis, 1B/C | 1993... Mike Humphreys, OF | 2016... Johnny Barbatto, RHP |
| 1971... None Selected | 1994... Sterling Hitchcock, LHP | 2017... Gleyber Torres, INF |
| 1972... Rusty Torres, OF | 1995... None Selected | 2018... Miguel Andújar, INF |
| 1973... Otto Velez, OF | 1996... Mark Hutton, RHP | 2019... Stephen Tarpley, LHP |
| 1974... Tom Buskey, RHP | 1997... Jorge Posada, C | 2020... Clarke Schmidt, RHP |
| 1975... Tippy Martínez, LHP | 1998... Homer Bush, INF | 2021... Deivi García, RHP |
| 1976... Willie Randolph, 2B | 1999... None Selected | 2022... Clarke Schmidt, RHP |
| 1977... George Zeber, INF | 2000... None Selected | 2023... Anthony Volpe, SS |



2023 Minor League Organizational Summary

AAA	Scranton/Wilkes-Barre RailRiders	Triple-A INT East	73-75 (.493)
AA	Somerset Patriots	Double-A EAS Northeast	84-53 (.613)
A+	Hudson Valley Renegades	High-A SAL North	70-62 (.530)
A	Tampa Tarpons	Single-A FSL West	61-69 (.469)
R	FCL Yankees	Florida Complex League	33-22 (.600)
R	DSL Yankees	Dominican Summer League	33-19 (.635)
R	DSL Bombers	Dominican Summer League	27-26 (.509)

2023 SEASON RECAP

The Yankees' seven minor league affiliates combined to go 381-326 (.539) in 2023...**Scranton/Wilkes-Barre** finished sixth in the Triple-A International League East division with a 73-75 (.493) record...snapped their streak of seven straight seasons with a winning record...ranked fourth among all Triple-A teams in home runs (219)...RailRiders pitchers led all Triple-A clubs in opponents' BA (.242) and fewest hits allowed (1,185), and ranked third in WHIP (1.42)...**Somerset** clinched the Double-A Eastern League Northeast division with an 84-53 (.613) record...marked the highest winning percentage among all Double-A clubs...led all Double-A teams in home runs (197) and stolen bases (256), and ranked second in SLG (.430) and OPS (.776)...Patriots pitchers led all Double-A teams in ERA (3.56) and opponents' BA (.214), and ranked third in strikeouts (1,397)...reached the postseason and lost to Binghamton in the Semifinals (0-2)...**Hudson Valley** finished second in the High-A South Atlantic League North division with a 70-62 (.530) record...ranked among High-A South Atlantic League clubs in hits (second, 1,092), doubles (third, 211), stolen bases (third, 185), runs scored (fourth, 653), home runs (fourth, 133) and SLG (fourth, .402)...Renegades pitchers ranked first among all High-A teams in ERA (3.62), opponents' BA (.209), strikeouts (1,420) and fewest hits allowed (887)...reached the postseason, defeating Jersey Shore, 2-1, in the Semifinals before falling to Greenville, 0-2, in the SAL Championship Series...**Tampa** finished sixth in the Single-A Florida State League West division with a 61-69 (.469) record...led all Single-A teams in home runs (122)...ranked second among Florida State League clubs in walks (678) and third in SLG (.379)...Tarpons pitchers recorded the second-most strikeouts (1,276) among Florida State League teams...the **FCL Yankees** clinched the Florida Complex League North division and posted the second-best record in the Florida Complex League for the third consecutive season at 33-22 (.600)...led the league in hits (508), runs scored (367), triples (23), OBP (.397), SLG (.434) and OPS (.831)...FCL Yankees pitchers led the league in strikeouts (587)...reached the postseason, defeating the FCL Pirates in the Semifinals before falling to the FCL Braves (0-2), in the FCL Championship...the **DSL Yankees** (33-19) and **DSL Bombers** (27-26) combined to post a 60-45 (.571) record.

PROSPECT WATCH

OF Spencer Jones batted .267/.336/.444 (128-for-480) with 71R, 29 doubles, 4 triples, 16HR, 66RBI, 49BB and 43SB in 117 combined games with Hudson Valley (100G) and Somerset (17G)...ranked among Yankees farmhands in doubles (first), stolen bases (first), hits (third), triples (tied for third), extra-base hits (49, fourth) and total bases (213, fourth)...**RHP Chase Hampton** went 4-3 with a 3.63 ERA (106.2IP, 43ER) and 145K in 20 combined starts with Hudson Valley (9GS) and Somerset (11GS)...among Yankees minor leaguers, ranked sixth in strikeouts and ninth in innings pitched...**OF Jasson Domínguez**, **OF Everson Pereira** and **C Austin Wells** all saw action in the Majors this season...**Domínguez** batted .265/.377/.425 (121-for-456) with 89R, 22 doubles, 3 triples, 15HR, 76RBI, 83BB and 40SB in 118 combined games with Somerset (109G) and Scranton/Wilkes-Barre (9G) before being called up to the Majors on 9/1...among Yankees minor leaguers, ranked first in walks, second in runs, tied for second in stolen bases, fourth in RBI and tied for fifth in hits...was named an Eastern League All-Star and the league's "Top MLB Prospect"...**Pereira** hit .300/.373/.548 (91-for-303) with 53R, 17 doubles, 2 triples, 18HR, 64RBI, 32BB and 11SB in 81 combined games with Somerset (46G) and Scranton/Wilkes-Barre (35G) before being called up on 8/22...**Wells** batted .240/.333/.442 (89-for-371) with 46R, 24 doubles, 17HR, 72RBI, 48BB and 7SB in 96 combined games with Tampa (5G), Somerset (58G) and Scranton/Wilkes-Barre (33G) before being called up on 9/1...among Yankees farmhands, was tied for fourth in doubles and ranked fifth in RBI.

2023 ORGANIZATIONAL LEADERS

BATTING AVERAGE

Willy Montero	FCL	.331
Jesús Rodríguez	TAM/HV	.310
Enmanuel Tejeda	FCL	.307
Gabriel Terrero	DSL NYBY	.299
Jamie Westbrook	SWB	.294

HOME RUNS

Estevan Florial	SWB	28
Tyler Hardman	SOM	26
Andrés Chaparro	SWB	25
Christopher Familia	TAM/HV	22
Aaron Palensky	HV/SOM/SWB	22

RBI

Andrés Chaparro	SWB	89
Estevan Florial	SWB	79
Jared Serna	TAM/HV	79
Jasson Domínguez	SOM/SWB	76
Austin Wells	TAM/SOM/SWB	72

STOLEN BASES

Spencer Jones	HV/SOM	43
Jasson Domínguez	SOM/SWB	40
Brandon Lockridge	SOM/SWB	40
Keiner Delgado	FCL	36
Caleb Durbin	HV/SOM	36

EARNED RUN AVERAGE

Drew Thorpe	HV/SOM	2.52
Chalnel Arias	DSL NYBY/FCL	3.09
Mariano Salomon	DSL NYBY	3.13
Christian Zazueta	DSL NYY	3.29
Will Warren	SOM/SWB	3.35

WINS

Drew Thorpe	HV/SOM	14
Richard Fitts	SOM	11
Will Warren	SOM/SWB	10
Clayton Beeter	SOM/SWB	9
Four tied at		8

STRIKEOUTS

Drew Thorpe	HV/SOM	182
Clayton Beeter	SOM/SWB	165
Richard Fitts	SOM	163
Mitch Spence	SWB	153
Will Warren	SOM/SWB	149

SAVES

Greg Weissert	SWB	10
Tanner Myatt	SOM/SWB	7
Jack Neely	HV/SOM	7
Bailey Dees	HV/SOM	6
Four tied at		5





Scranton/Wilkes-Barre RailRiders (AAA)

AFFILIATE SINCE 2007 • INTERNATIONAL LEAGUE
2023 RECORD: 73-75, 6th in East Division

PNC Field • 235 Montage Mountain Road, Moosic, PA 18507
(570) 969-2255 • swbrailriders.com

General Manager Katie Beekman
Clubhouse Manager Jim Billington
Video Assistant Sullivan Lyons
Advance Scouting Analyst Steven DiMaria



SHELLEY DUNCAN – MANAGER

COACHING CAREER: Enters his second season as RailRiders Manager...prior to joining the Yankees, spent the previous two seasons as the White Sox Major League Analytics Coordinator (2021-22)...served as the Toronto Blue Jays Major League Field Coordinator (2019)...managed Double-A Jackson (2018), Single-A Visalia (2017) and short-season Single-A Hillsboro (2015-16) in the Diamondbacks system...led Double-A Jackson to the Southern League championship in 2018 and short-season Single-A Hillsboro to a Northwest League title in 2015...was an Undergraduate Assistant for the University of Arizona baseball team (2014-15)...**PLAYING CAREER:** Was selected by the Yankees in the second round of the 2001 First-Year Player Draft

out of the University of Arizona...played seven seasons in the Major Leagues with the Yankees (2007-09), Cleveland (2010-12), and Tampa Bay (2013)...played in 330 games and hit .226 (200-for-885) with 42 doubles, 43HR and 144RBI...was named International League MVP in 2009 after hitting .277 (125-for-452) with 85R, 30 doubles, 30HR, 99RBI over 123 games with Scranton/Wilkes-Barre...**PERSONAL:** Attended the University of Arizona (1998-2001) and was a member of the 2018 Sports Hall of Fame class...he set school records for career home runs (55) and single-season homers (24 in 2001)...was named First-Team All-American in 2001...his father, Dave, worked as a Major League Pitching Coach for 32 seasons...his late brother, Chris, played for the St. Louis Cardinals (2005-09).

SCRANTON/WILKES-BARRE STAFF

GRAHAM JOHNSON PITCHING COACH
TREVOR AMICONE HITTING COACH
JOSÉ JAVIER DEFENSIVE COACH
GERARDO CASADIEGO BULLPEN COACH

JIMMY DOWNAM ATHLETIC TRAINER
NORI SUBERO ASST. ATHLETIC TRAINER
DANNY SMITH STRENGTH AND CONDITIONING COACH



Somerset Patriots (AA)

AFFILIATE SINCE 2021 • EASTERN LEAGUE

2023 RECORD: 84-53, 1st in Northeast Division (Lost in EL Semifinals)

TD Bank Ballpark • One Patriots Park, Bridgewater, NJ 08807
(908) 252-0700 • somersetpatriots.com

President/General Manager Patrick McVerry
Clubhouse Manager Corey Saccone
Video Assistant Carlos Céspedes
Advance Scouting Analyst Matt Wells



RAÚL DOMÍNGUEZ – MANAGER

COACHING CAREER: Enters his 18th season in the Yankees organization and his second as Manager of the Somerset Patriots...previously served two seasons as a Scranton/Wilkes-Barre Defensive Coach (2021-22)...had been assigned to the same post for 2020 before the minor league season was canceled due to COVID-19...spent two seasons as Double-A Trenton's Defensive Coach (2018-19)...served in the same role for Tampa in 2017...was also a Manager for the GCL Yankees East (2016), DSL Yankees 1 (2011-15) and DSL Yankees 2 (2009-10)...reached the DSL semifinals in 2015...finished at least 10 games over .500 in four consecutive seasons from 2012-15...began his coaching career in 2008 with the DSL Yankees 2 after spending 2007

as the Yankees' Trout Scout in the Dominican Republic...**PLAYING CAREER:** Signed by the Yankees as a non-drafted free agent in 2001...played four minor league seasons as an outfielder with the DSL and GCL Yankees.

SOMERSET STAFF

BRETT DeGAGNE PITCHING COACH
KEVIN MARTIR HITTING COACH
AARON BOSSI DEFENSIVE COACH

BRANDON RODRÍGUEZ ATHLETIC TRAINER
MAEGAN MANROW ASST. ATHLETIC TRAINER
ISIAH McDONALD STRENGTH AND CONDITIONING COACH





Hudson Valley Renegades (High-A)

AFFILIATE SINCE 2021 • SOUTH ATLANTIC LEAGUE

2023 RECORD: 70-62, 2nd in North Division (Lost SAL Championship)

Heritage Financial Park • 1500 Route 9D, Wappingers Falls, NY 12590
(845) 838-0094 • hvrenegades.com

General Manager Zach Betkowski
Clubhouse Manager Ryan Shute
Video Assistant Danny Althoff
Advance Scouting Analyst Devin Clement



NICK ORTIZ – MANAGER

COACHING CAREER: Begins his second stint with the Yankees organization, now assuming the role of Manager of Hudson Valley...spent the preceding four seasons (2020-23) as the Quality Assurance Coach for the San Francisco Giants...in 2019, he held a dual position in the Yankees organization, serving as an Amateur Scout covering his native Puerto Rico while concurrently managing the GCL Yankees West...marked his third season as a manager, and second managing the GCL Yankees West (also 2017, going 32-27 in managerial debut)...also spent two separate stints with Pulaski, serving as the manager in 2018 and as a coach in his professional coaching debut in 2016 (started the season as a Scout)...**PLAYING CAREER:** Was originally drafted by the Red

Sox in the 34th round of the 1990 First-Year Player Draft...over 15 minor league seasons with the Red Sox, Expos, Indians, Dodgers, Yankees, Royals and Cubs (1991-2003), batted .261 with 465R, 202 doubles, 52HR and 414RBI in 1,060 games...was a 2000 Texas League Mid-Season All-Star with Wichita, leading all shortstops in fielding pct. and double plays...played in the independent Atlantic League (2004, '06-07)...also played in the Puerto Rican Winter League for 16 seasons (1991-93, '96-2007, '12)...was a member of the Puerto Rico National Team in the 2010 Central American and Caribbean Games...**PERSONAL:** Attended Cidra H.S. (P.R.).

HUDSON VALLEY STAFF

SPENCER MEDICK	PITCHING COACH	DEREK WOODLEY	DEFENSIVE COACH
RICK GUARNO	HITTING COACH	ADARIC KELLY	ATHLETIC TRAINER
ZAK WASSERMAN	DEFENSIVE COACH	DYLAN LIDGE	STRENGTH AND CONDITIONING COACH



Tampa Tarpons (Single-A)

AFFILIATE SINCE 1994 • FLORIDA STATE LEAGUE

2023 RECORD: 61-69, 6th in West Division

George M. Steinbrenner Field • One Steinbrenner Dr., Tampa, FL 33614
(813) 673-3055 • tarponbaseball.com

Vice President, Business Operations.....C. Vance Smith
Clubhouse Manager Michael Pascento
Video Assistant Dominic Cox
Advance Scouting Analyst..... Michael Helton



JAMES COOPER – MANAGER

COACHING CAREER: Enters his third season in the Yankees organization and his first as Manager of the Tampa Tarpons...in 2023, he served as the Manager of the FCL Yankees, finishing with a 33-22 record...was named FCL "Manager of the Year"...following the 2023 season, served as Manager of the Mesa Solar Sox in the Arizona Fall League...made his professional coaching debut with the FCL Yankees as a Defensive Coach in 2022...previously served as the Head Baseball Coach at Grambling State University (La.) for 12 seasons (2010-21), where he was named Southwestern Athletic Conference "Baseball Coach of the Year" in 2010 and 2017...led the Tigers to a SWAC championship in his first season as Head Coach in 2010...also served as an Assistant Coach at

USA Baseball's National Team Development Program in Cary, N.C., from 2018-21, coaching both the 16U and 18U teams...**PLAYING CAREER:** Was selected in the 33rd round of the 2004 First-Year Player Draft by the Houston Astros...in 103 games over two minor league seasons in the Astros organization (2004-05), batted .249 (79-for-317) with 3HR and 43RBI...also played one season with the Sussex Skyhawks of the Canadian American Association of Professional Baseball in 2006...**PERSONAL:** Attended Grambling State, where he earned his bachelor's degree in marketing (2004) and his master's degree in sports administration (2008)...as a player at GSU, was twice named Second-Team All-SWAC and earned First-Team All-SWAC honors as a senior.

TAMPA STAFF

PRESTON CLAIBORNE.....	PITCHING COACH	ANTONIO PACHECO.....	DEFENSIVE COACH
TOM DeANGELIS	HITTING COACH	JORDAN GOSZTOLA	ATHLETIC TRAINER
MICHEL HERNÁNDEZ	DEFENSIVE COACH	ESTEBAN MORALES.....	STRENGTH AND CONDITIONING COACH





FCL Yankees (Rookie)

AFFILIATE SINCE 2021 • FLORIDA COMPLEX LEAGUE
2023 RECORD: 33-22, 1st in North Division (Lost FCL Championship)

Yankees Player Development Complex • 3102 N. Himes Ave, Tampa, FL 33607
 (813) 875-7569

Clubhouse Managers..... Mike DeCicco, Chris Skillman
 Video & Travel Assistants Isaac Buttkie, Chris Nyden



RYLAN CHIPKA – MANAGER

COACHING CAREER: Enters his fourth season in the Yankees organization and first as Manager of the FCL Yankees... previously served as a Hitting Coach for the FCL Yankees from 2021-23... joined the Yankees organization in 2020 and was scheduled to serve as a Hitting Coach for the Yankees' former short-season Single-A Staten Island affiliate before the season was canceled due to the COVID-19 pandemic... served as the Director of Program Development for University of Michigan baseball in 2019, handling travel logistics, analytics and other non-coaching responsibilities as the Wolverines reached their first College World Series since 1984 and finished as national runners-up... was an Assistant Coach at the University of Toledo (Ohio) in 2018 and 2016... spent 2017 as the

Director of Program Development and Scouting at Norfolk State (Va.) University... from 2014-15, was the Head Coach of his alma mater, NAIA-level Rochester College in Michigan (now Rochester University), reaching the USCAA Small College World Series both years... while at Rochester, was also the school's Sports Information Director... served as an Associate Scout for the Diamondbacks before entering the coaching ranks... **PERSONAL:** Was a four-year captain and a First-Team All-American at Rochester College (2009-12)... also helped the Warriors reach back-to-back USCAA Small College World Series and set the school's all-time hits record... graduated in 2008 from Anthony Wayne (Ohio) H.S., where he also played football and basketball.

FCL STAFF

RYLAN MOSSMAN PITCHING COACH
ALEXANDER ROSARIO PITCHING COACH
SCOTT NESTOR HITTING COACH
CHASE GERBRICK DEFENSIVE COACH
SANTIAGO NESSY DEFENSIVE COACH

REBECCA ADAMI ATHLETIC TRAINER
MANNY PEÑA ATHLETIC TRAINER
JAMES GONZÁLEZ ... STRENGTH & CONDITIONING COACH

MLB All-Star Futures Game History

Major League Baseball, in conjunction with the 30 Major League Clubs, MLB.com and *Baseball America*, select the 25-man rosters for the annual All-Star Futures Game. Players from all full-season minor leagues are eligible to participate. Four members of the Yankees' 40-man roster as of 2/2/24 (**bolded below**) were named to at least one Futures Game roster while in the Yankees' minor league system.

YEAR	PLAYER, POS. (TEAM)	YEAR	PLAYER, POS. (TEAM)
2023.....	RHP Clayton Beeter (AL) OF Spencer Jones (AL)	2010.....	C Austin Romine (U.S.) RHP Hector Noesi (World)
2022.....	OF Jasson Dominguez (AL) INF Anthony Volpe (AL) LHP Ken Waldichuk (AL)	2009.....	LHP Manny Bañuelos (World)
2021.....	OF Jasson Dominguez (AL)	2008.....	C Jesus Montero (World) INF Ramiro Peña (World)
2020.....	N/A (COVID-19 Pandemic)	2007.....	RHP Joba Chamberlain (U.S.)
2019.....	RHP Deivi García (AL)	2006.....	RHP Phil Hughes (U.S.) OF José Tabata (World)
2018.....	RHP Domingo Acevedo (World) OF Estevan Florial (World)	2005.....	OF Melky Cabrera (World)
2017.....	RHP Domingo Acevedo (World) OF Estevan Florial (World)	2004.....	INF Robinson Canó (World) C Dioner Navarro (World)
2016.....	INF Jorge Mateo (World) C Gary Sánchez (World)	2003.....	INF Robinson Canó (World) RHP Chien-Ming Wang (World)
2015.....	OF Aaron Judge (U.S.) C Gary Sánchez (World)	2002.....	INF Drew Henson (U.S.)
2014.....	RHP Luis Severino (World) INF Peter O'Brien (U.S.)	2001.....	INF Nick Johnson (U.S.) OF Juan Rivera (World)
2013.....	RHP Rafael De Paula (World)	2000.....	INF Drew Henson (U.S.) OF Jackson Melian (World)
2012.....	OF Tyler Austin (U.S.)	1999.....	INF Nick Johnson (U.S.) INF Alfonso Soriano-MVP (World)
2011.....	C Austin Romine (U.S.)		



DSL Yankees/International Player Development

The Latin Béisbol Academy • One Yankee Way • Boca Chica, Dominican Republic

JOEL LITHGOW – EXECUTIVE DIRECTOR, LATIN BASEBALL ACADEMY

BORN: 12/4/78 in Santo Domingo, D.R. • **RESIDES:** Santo Domingo, D.R.

Enters his first season as Executive Director of the Latin Baseball Academy and his 14th in the Yankees organization... previously was the Director of the Latin Baseball Academy for 13 seasons (2011-23)... as Executive Director, supervises the Yankees' entire Dominican baseball development program... responsibilities include overseeing scouting, player signings and ensuring proper maintenance of all baseball-related facilities... also aids in coordinating community events, such as skill-building baseball clinics... **PERSONAL:** Prior to joining the Yankees organization, worked as an attorney in the Department of Investigations for Major League Baseball in the Dominican Republic... is a graduate of the Pontificia Universidad Católica Madre y Maestra in the D.R.

DONNY ROWLAND – DIRECTOR OF INTERNATIONAL SCOUTING

BORN: 12/16/62 in Grosse Pointe, Mich. • **RESIDES:** Tampa, Fla.

Enters his 14th season as the Yankees' Director of International Scouting, his 17th season since rejoining the organization, and his 22nd season overall with the Yankees (1995-99, 2007-present)... returned to the Yankees in 2007 as a National Crosschecker, a role he held for three seasons (2007-09) before being named to his current position in 2010... also served as a National Scout and Pro Crosschecker with the Yankees for five seasons (1995-99)... worked in the Tigers organization for six years as a Minor League Instructor (1989), Area Scout (1990) and East Coast Supervisor (1991-94)... was the Director of Scouting with the Angels for five seasons (1999-2003) and Senior Director, Player Personnel with the Royals for three years (2004-06)... **PLAYING CAREER:** Hit .263 in 371 minor league games over five seasons in the Tigers system (1985-89) after being selected by Detroit in the eighth round of the 1985 First-Year Player Draft... **PERSONAL:** In four seasons (1982-85) as an infielder at the University of Miami (Fla.), won two national championships with the Hurricanes (1982, '85)... earned his bachelor's degree in management and finance from Miami in 1987... was inducted into the Professional Baseball Scouts Hall of Fame in 2008.

DAVID ADAMS – DIRECTOR, DOMINICAN REPUBLIC BASEBALL OPERATIONS

BORN: 5/15/87 in Margate, Fla. • **RESIDES:** Odessa, Fla.

Enters his second season as the Yankees' Director of Baseball Operations in the Dominican Republic and his eighth season in the Yankees organization (2017-present)... previously served as Complex Coordinator in Tampa (2022)... **COACHING CAREER:** Managed Single-A Tampa in 2021, short-season Single-A Staten Island in 2019 and the GCL Yankees West in 2018... in 2021, led Tampa to a first-place finish in the Low-A Southeast West Division, eventually losing in the Low-A Southeast championship... had been assigned to manage Tampa in 2020 before the minor league season was canceled due to COVID-19... made his debut in 2017 as the Defensive Coach for the GCL Yankees East... **PLAYING CAREER:** Was selected by the Yankees in the third round of the 2008 First-Year Player Draft... appeared in 43 Major League games for the Yankees in 2013... made his Major League debut on 5/15/13, becoming the first Yankee to debut on his birthday... over nine minor league seasons with the Yankees (2008-13), Orioles (2014), Marlins (2015) and Blue Jays (2016), batted .282 (707-for-2507) with 347R, 167 doubles, 22 triples, 45HR and 341RBI in 701 games... **PERSONAL:** Attended the University of Virginia, where he was named to the *Baseball America* Freshman All-America Second Team and a Louisville Slugger Freshman All-American.

PARKER GUINN – MANAGER

BORN: 6/12/93 in Las Vegas, Nev. • **RESIDES:** Mill Creek, Wash.

COACHING CAREER: Enters his second season in the Yankees organization and second as Manager in the Dominican Summer League... served as an Assistant Baseball Coach at the University of Washington from Aug. 2022 through Jan. 2023... served as Head Coach at Everett Community College (Wash.) from July 2021 through Aug. 2022... spent almost four years as an Assistant Coach at the University of Utah from Nov. 2017 through July 2021... was a Graduate Assistant Coach at the University of Washington from Sept. 2016 through Nov. 2017, and an Assistant Coach at Southern Illinois Edwardsville University (SIUE) during the 2015-16 academic year... **PLAYING CAREER:** Played baseball at the University of Washington from 2012-14, hitting .313 in 48 games before transferring to Southern Illinois Edwardsville for his senior year, where he hit .269 with 12 doubles and 9HR in 40 games... attended Gig Harbor (Wash.) High School and has a bachelor's degree in communications with a minor in business administration from SIUE... also received a master's degree in sports leadership from Northeastern University.

CARLOS VIDAL – MANAGER

BORN: 11/29/95 in Loricá, Colombia • **RESIDES:** Barranquilla, Colombia

COACHING CAREER: Enters his sixth season in the Yankees organization and his first as Manager in the Dominican Summer League... began his coaching career with the Yankees as a Defensive Coach in the DSL (2019-23)... **PLAYING CAREER:** Was originally signed by the Yankees as a non-drafted free agent on 5/5/14... played five seasons in the Yankees organization (2014-18), spending his final season at Single-A Charleston... recorded 15 outfield assists over his final two seasons... was named an Appalachian League Postseason All-Star with Pulaski in 2015 after leading the league in runs scored (49), finishing third in hits (74) and RBI (46), and fifth in steals (16)... led the DSL with a .482 OBP in 2014... hit for the cycle on 7/30/14 vs. the DSL Marlins.



DSL STAFF

GABRIEL TATIS.....PITCHING COORDINATOR
EDUAR RAMÍREZ.....PITCHING COACH
FREICER PÉREZ.....PITCHING COACH
EDWIN BEARD..... HITTING COORDINATOR
SELWYN LANGAIGNE..... HITTING COACH
TEURIS OLIVARES..... DEFENSIVE COACH
EDUARDO NAVAS..... DEFENSIVE COACH
EURYS DE LEÓN..... ATHLETIC TRAINER
LUIS MORILLO.....ATHLETIC TRAINER

ROBINSON PALACIO STRENGTH & CONDITIONING COACH
JOSÉ PEGUERO STRENGTH & CONDITIONING COACH
MIRTHIA CRESPO..... TEACHER
JOEL ÁLVAREZ BAREGA..... TEACHER
KARLA LISTER..... TEACHER
NELSON B. ÁLVAREZ.....VIDEO MANAGER/HITTING COACH
JAVIER DEYAN.....VIDEO MANAGER
EDUARDO YANES.....VIDEO MANAGER

YANKEES 2024 TOP PROSPECTS

Baseball America

1. OF Jasson Domínguez
2. OF Spencer Jones
3. OF Everson Pereira
4. INF Roderick Arias
5. C Austin Wells
6. RHP Chase Hampton
7. LHP Henry Lalane
8. INF George Lombard Jr.
9. RHP Will Warren
10. LHP Kyle Carr

MLB Pipeline*

1. OF Spencer Jones
2. OF Jasson Domínguez
3. OF Everson Pereira
4. RHP Chase Hampton
5. INF George Lombard Jr.
6. INF Roderick Arias
7. C Austin Wells
8. RHP Will Warren
9. OF Brando Mayea
10. INF Jorbit Vivas

**2023 End of Year Rankings*

New York Yankees Museum Presented by Bank of America

“Nobody has a story like the New York Yankees,” says Yankees Museum Curator Brian Richards.

The New York Yankees Museum Presented by Bank of America is located on Yankee Stadium’s Main Level (near Section 210). The museum presents the history of baseball’s most legendary franchise through rotating displays of historic artifacts.

Displays include a “Ball Wall” containing autographed baseballs from Yankees past and present; Thurman Munson’s locker from the original Yankee Stadium; and all seven World Series trophies won by the Yankees since the Steinbrenner family assumed principal ownership in 1973.

The museum presents exhibits on key players, teams, and achievements in Yankees history. In addition to permanent displays, the museum has featured rotating exhibits including: “Five Great Teams: The 1927, 1939, 1961, 1977, and 1998 New York Yankees”; “Babe Ruth and Lou Gehrig: Baseball’s Hardest-Hitting Teammates”; “Yankees by the Numbers”; and “Bronx Bombers: The New York Yankees’ Home Run Heritage.”

Featured artifacts have included Roger Maris’ 61st home run jersey; Mickey Mantle’s 1964 World Series bat and 1956 game-used glove; Derek Jeter’s jersey from the first inning of his 3,000th hit game; Babe Ruth’s bat from Yankee Stadium’s inaugural home run on April 18, 1923; 1932 game-worn Babe Ruth and Lou Gehrig jerseys; Chris Chambliss’s bat from his game-winning home run in 1976 ALCS Game 5; and baseballs autographed by all 27 World Series-winning Yankees teams.



Yankees Arizona Fall League Participants

1992

PHOENIX

RHP Andy Cook
INF Bobby De Jardin
OF Carl Everett
LHP Jerry Nielsen
OF Jason Robertson
RHP Russ Springer
Darren London (T)

1993

SCOTTSDALE

RHP Andy Croghan
RHP Matt Davis
INF Rob Eenhoorn
RHP Ron Frazier
LHP Keith Garagozzo
LHP Sterling Hitchcock
OF Lyle Mouton
RHP Rich Polak
Billy Evans (M)

1994

PEORIA (J)

LHP Matt Dunbar
INF Andy Fox
INF Rob Hinds
INF Derek Jeter
OF Matt Luke
OF Lyle Mouton
OF Rubén Rivera
Greg Spratt (T)

1995

SCOTTSDALE

LHP Chris Cumberland
RHP Mike DeJean
OF Nick Delvecchio
INF Rob Eenhoorn
INF Andy Fox
INF Rob Hinds
INF Eric Knowles
INF Tate Seefried
Tom Filer (PC)
Darren London (T)

1996

MESA

OF Kurt Bierek
RHP Mike Buddie
INF Matt Howard
OF Matt Luke
RHP Katsuhiko Maeda
OF Shane Spencer
RHP Jay Tessmer
Jimmy Johnson (HC)

1997

PHOENIX

OF Brian Buchanan
INF Homer Bush
RHP Darrell Einertson
RHP Ben Ford
RHP Larry Mitchell
RHP Ray Ricken
Carlos Acosta (PC)

1998

GRAND CANYON

RHP Jason Beverlin
C Mike Figga
INF Rudy Gomez
RHP Mike Jerzembek
OF Chris Singleton
INF Alfonso Soriano
Trey Hillman (HC)

1999

GRAND CANYON

OF Kurt Bierek
RHP Ryan Bradley
LHP Randy Choate
RHP Craig Dingman
RHP Darrell Einertson
RHP Mark Johnson
OF Donzell McDonald
Tom Nieto (M)

2000

MARYVALE

INF Erick Almonte
RHP Jeremy Blevins
RHP Ryan Bradley
OF Rich Brown
OF Donzell McDonald
RHP Jake Robbins
Carl Randolph (T)

2001

PEORIA (J)

RHP Jeremy Blevins
RHP Ryan Bradley
INF Drew Henson
INF Nick Johnson
RHP Adam Roller
OF Marcus Thames

2002

MARYVALE

RHP Jason Anderson
RHP Bryan Grace
INF Drew Henson
RHP Adrian Hernández
C Dave Parrish
INF Andy Phillips
OF Marcus Thames
Greg Spratt (T)

2003

GRAND CANYON

RHP Colter Bean
C Michel Hernández
RHP Sam Marsonек
RHP Ramon Ramirez
INF Ferdin Tejeda
OF Mike Vento
Andy Stankiewicz (M)

2004

GRAND CANYON

INF Yovar Duenas
OF Mitch Jones
LHP Ben Juliane
RHP Sam Marsonек
RHP Eric Schmitt
OF Kevin Thompson
Dave Eiland (PC)

2005

GRAND CANYON

RHP T.J. Beam
INF Eric Duncan*
C Dave Parrish
OF Bronson Sardinha
LHP Matt Smith
RHP Steven White
Darren London (T)

2006

PEORIA (S)

RHP T.J. Beam
INF Eric Duncan
OF Brett Gardner
LHP Sean Henn
RHP Jeff Kennard
C P.J. Pilittere
RHP Darrell Rasner
James Rowson (HC)

2007

PEORIA (J)

INF Reegie Corona
OF Brett Gardner
RHP Steven Jackson
RHP Jeff Karstens^
INF Juan Miranda
RHP Ross Ohlendorf
RHP Kevin Whelan
RHP Steven White
RHP Eric Wordekemper
Tony Franklin (M)

2008

PEORIA (J)

RHP Phil Hughes
OF Austin Jackson
RHP Jeff Marquez
INF Juan Miranda
INF Kevin Russo
RHP Humberto Sánchez
RHP Kevin Whelan
Scott Aldred (PC)
Tim Lentych (T)

2009

SURPRISE

OF Colin Curtis
RHP Grant Duff
LHP Mike Dunn
RHP Ian Kennedy
LHP Zach Kroenke
INF Brandon Laird
C Austin Romine
Tommy Phelps (HC)

2010

PHOENIX

LHP Manny Bañuelos
RHP Craig Heyer
RHP George Kontos
INF Brandon Laird
INF José Pirela
RHP Ryan Pope
C Austin Romine
Danny Borrell (PC)
Scott DeFrancesco (T)

2011

PHOENIX

RHP Danny Burawa
RHP Preston Claiborne
INF Corban Joseph
INF Ronnier Mustelier
RHP David Phelps
OF Rob Segedin
RHP Chase Whitely
Tom Slater (HC)

2012

SCOTTSDALE

INF David Adams
RHP Dellin Betances
RHP Danny Burawa
OF Slade Heathcott
RHP Mark Montgomery
RHP Zach Nuding
C Austin Romine
Carlos Mendoza (M)

2013

SCOTTSDALE

INF Tyler Austin
RHP Brett Gerritse
LHP Fred Lewis
LHP Vidal Nuño
C Peter O'Brien
LHP James Pazos
OF Mason Williams
Lee Meyer (T)

2014

SCOTTSDALE

OF Tyler Austin
INF Dante Bichette, Jr.
INF Greg Bird*
RHP Caleb Cotham
RHP Kyle Haynes
C Kyle Higashioka
OF Aaron Judge
RHP Alex Smith
P.J. Pilittere (HC)

2015

SURPRISE

RHP Domingo Acevedo
OF Tyler Austin
LHP Ian Clarkin
OF Dustin Fowler
LHP Chaz Hebert
C Gary Sánchez
INF Tyler Wade
LHP Tyler Webb
José Rosado (PC)

2016

SCOTTSDALE

INF Miguel Andújar
INF Greg Bird
LHP Nestor Cortes
RHP J.P. Feyereisen
RHP James Kaprielian
RHP Brody Koerner
RHP Dillon Tate
INF Gleyber Torres*
INF/OF Tyler Wade
Carlos Mendoza (M)

2017

SCOTTSDALE

RHP Albert Abreu
RHP Cody Carroll
INF Thairo Estrada
OF Estevan Florial
INF Kyle Holder
OF Billy McKinney
RHP Andrew Schwaab
LHP Justus Sheffield
Jay Bell (M)

2018

GLENDALE

INF Thairo Estrada
OF Estevan Florial
RHP Jordan Foley
RHP Hobie Harris
INF Steven Sensley
RHP Matt Wivinis
RHP Kyle Zurak
Michael Becker (T)

2019

SURPRISE

RHP Daniel Bies
RHP Derek Craft
RHP Aaron McGarity
RHP Glenn Otto
C Donny Sands
OF Josh Stowers
INF Brandon Wagner
Ken Joyce (HC)

2020

No AFL due to COVID-19 Pandemic

2021

SURPRISE

RHP Blane Abeyta
LHP Clay Aguilar
INF Andrés Chaparro
RHP Harold Cortijo
OF Elijah Dunham
RHP Zack Greene
RHP Tanner Myatt
C Austin Wells
Preston Claiborne (PC)

2022

MESA

RHP Nelson Alvarez
RHP Yorlin Calderon
OF Jasson Dominguez
INF Tyler Hardman
RHP Shaíne McNeely
RHP Liam Mendez
INF T.J. Ruffield
José Javier (C)
Brandon Rodriguez (T)

2023

MESA

INF Benjamin Cowles
INF Caleb Durbin
RHP Nolberto Henriquez
OF Nelson Medina
RHP Matt Sauer
RHP Kevin Stevens
RHP Brian Stuart
RHP Trystan Vrieling
James Cooper (M)

KEY:

(M) - Manager (PC) - Pitching Coach
(T) - Trainer (HC) - Hitting Coach
(C) - Coach

(J) - Peoria Javelinas / (S) - Peoria Saguaros
^ - Team USA player * - AFL MVP

BOLD - On Yankees 40-man (as of 2/2/24)



Minor League Players and Non-Roster Invitees

ABEYTA, Blane – RHP

HT: 6-0; **WT:** 225; **B:** L; **T:** R; **BORN:** 9/4/98 in Martinez, Calif; **RESIDES:** Lutz, Fla.; **COLLEGE:** University of Nevada, Reno; **OBTAINED:** Signed by the Yankees as a non-drafted free agent on 6/20/20; **M.L. SVC:** 0.000; **CAREER NOTES:** **2023:** Spent the entire season with Double-A Somerset, going 8-8 with one shutout and a 5.67 ERA (127.0IP, 80ER) and 126K in 25 games (23 starts)... **2022:** Spent the entire season with High-A Hudson Valley, going 5-8 with a 4.47 ERA (104.2IP, 52ER) and 88K in 23 games (20 starts)... **2021:** Made his professional debut with Low-A Tampa and the FCL Yankees, combining to go 5-3 with a 5.37 ERA (55.1IP, 43H, 37R/33ER, 35BB, 71K, 4HR) in 17 games (10 starts)... was named the Low-A Southeast League "Pitcher of the Week" for 8/30-9/5 after tossing six scoreless innings in his start on 9/3 at Bradenton (W, 6.0IP, 1H, 1BB, 9K)... following the season, played for Surprise in the Arizona Fall League and went 1-1 with a 10.13 ERA (10.2IP, 12ER) in eight appearances.

AGNOS, Jake – LHP

HT: 6-0; **WT:** 205; **B:** L; **T:** L; **BORN:** 5/23/98 in Haymarket, Va; **RESIDES:** Jupiter, Fla.; **COLLEGE:** East Carolina University; **OBTAINED:** Selected by the Yankees in the fourth round of the 2019 First-Year Player Draft; **M.L. SVC:** 0.000; **CAREER NOTES:** **PERSONAL:** Pitched at East Carolina (N.C.), where he set the American Athletic Conference career strikeout record with 295K in just three seasons (2017-19) while compiling an 18-10 record and 3.05 ERA (230.0IP, 78ER) in 55 games (41 starts)... as a junior in 2019, the AAC Pitcher of the Year was named First-Team All-America by *Collegiate Baseball* and the NCBWA, Second-Team All-America by *Baseball America*, D1Baseball and the ABCA and Third-Team All-America by Perfect Game... set a school and American Athletic Conference record in 2019 with 145K and led the league in wins and ERA, going 11-3 with a 2.29 ERA (102.0IP, 26ER) in 17 starts... was also named a 2019 Academic All-American and was the AAC Male and Baseball Scholar-Athlete of the Year as a management information systems major, in which he posted a 3.95 GPA... pitched for the Team USA Collegiate National Team during the summer of 2018... graduated from Battlefield (Va.) H.S. in 2016, where he was named Virginia 6A All-State First Team and Washington Post Player of the Year as a senior.

AGUILAR, Clay – LHP

HT: 6-0; **WT:** 213; **B:** L; **T:** L; **BORN:** 3/26/99 in Clear Lake, Tex; **RESIDES:** Baytown, Tex; **COLLEGE:** University of Houston; **OBTAINED:** Signed by the Yankees as a non-drafted free agent on 6/22/20; **M.L. SVC:** 0.000; **CAREER NOTES:** **2021:** Made his professional debut with Low-A Tampa and High-A Hudson Valley, combining to go 1-2 with a 1.90 ERA (52.0IP, 30H, 15R/11ER, 11BB, 71K, 3HR) in 22 games (five starts)... following the season, played for Surprise in the Arizona Fall League and went 1-1 with a 10.24 ERA (9.2IP, 11ER) in six games (one start).

AGUILAR, Taylor – OF

HT: 6-0; **WT:** 205; **B:** L; **T:** L; **BORN:** 8/15/00 in Greeley, Colo.; **RESIDES:** Evans, Colo.; **COLLEGE:** Grand Canyon University (Ariz.); **OBTAINED:** Selected by the Yankees in the 15th round of the 2022 First-Year Player Draft; **M.L. SVC:** 0.000; **PERSONAL:** In three seasons with Grand Canyon University (2020-22), hit .315 (134-for-426) with 79R, 26 doubles, 5 triples, 29HR, 12ORBI and 49BB... his 23HR and 75RBI in 2022 broke the single-season school record.

AGUILERA, Yedrinson – RHP

HT: 5-10; **WT:** 205; **B:** R; **T:** R; **BORN:** 9/10/03 in Caracas, Venezuela; **RESIDES:** Caracas, Venezuela; **OBTAINED:** Signed by the Yankees as a non-drafted free agent on 3/6/23; **M.L. SVC:** 0.000.

ALCANTARA, Stanly – RHP

HT: 6-6; **WT:** 187; **B:** R; **T:** R; **BORN:** 4/12/04 in San Juan de la Maguana, D.R.; **RESIDES:** San Juan de la Maguana, D.R.; **OBTAINED:** Signed by the Yankees as a non-drafted free agent on 4/28/23; **M.L. SVC:** 0.000.

ALEJANDRO, Jerson – RHP

HT: 6-6; **WT:** 255; **B:** R; **T:** R; **BORN:** 2/23/06 in San Pedro De Macoris, D.R.; **RESIDES:** San Pedro De Macoris, D.R.; **OBTAINED:** Signed by the Yankees as a non-drafted free agent on 1/17/23; **M.L. SVC:** 0.000.

ALLEN, Greg – OF

HT: 6-0; **WT:** 185; **B:** S; **T:** R; **BORN:** 3/15/93 in San Diego, Calif; **RESIDES:** Chula Vista, Calif; **COLLEGE:** San Diego State University; **OBTAINED:** Signed by the Yankees as a minor league free agent on 1/28/24; **M.L. SVC:** 0.000; **CAREER NOTES:** Has hit .231 (170-for-735) with 109R, 31 doubles, 8 triples, 11HR, 68RBI, 47BB and 485B in 304 career games over parts of seven Major League seasons with the Cleveland (2017-20), San Diego Padres (2020), Yankees (2021, '23) and Pittsburgh Pirates (2022)... has played all three outfield positions in his career (CF – 139G/103GS, LF – 119G/57GS, RF – 56G/28GS)... has made two career Opening Day rosters (2019-20 with Cleveland)... **2023:** In 22 games with the Yankees, batted .217 (5-for-23) with 1 double, 1 triple, 1HR, 1RBI, 2BB and 3SB... appeared at all three outfield positions for the Yankees (LF – 11G/3GS, RF – 5G/1GS, CF – 3G/2GS)... scored 4R as a pinch runner, tied for the sixth-most in the Majors (tied for fourth in AL)... was originally signed by the Red Sox as a minor league free agent on 1/13... began the season with Triple-A Worcester, batting .250 (29-for-116) with 25R, 8 doubles, 1 triple, 2HR, 15RBI, 21BB and 23SB... was acquired by the Yankees from the Boston Red Sox in exchange for minor league RHP Diego Hernández and cash considerations on 5/19... was signed to a Major League contract and selected to the active roster prior to the game at Cincinnati on 5/20... was placed on the 10-day injured list on 6/3 with a right hip flexor strain... played six rehab games with Single-A Tampa and Triple-A Scranton/Wilkes-Barre before being reinstated on 7/23... was designated for assignment on 8/22 and elected free agency in lieu of accepting an outright assignment on 8/24... was signed by the Milwaukee Brewers to a minor league contract on 8/31 and assigned to Triple-A Nashville... played eight games with Nashville before being released on 9/17... **2022:** Batted .186 (22-for-118) with 17R, 4 doubles, 2HR, 8RBI, 10BB and 85B in 46 games with the Pittsburgh Pirates... missed most of the season with a left hamstring strain... was placed on the 60-day injured list on the first day of the season (4/7) and was reinstated until 7/22... beginning on 7/6, played in seven rehab games with Single-A Bradenton and Triple-A Indianapolis... was designated for assignment on 9/26 and outrighted on 9/29... **2021:** Was acquired by the Yankees from San Diego in exchange for LHP James Reeves on 1/6... hit .270 (10-for-37) with 9R, 4 doubles, 1 triple, 2RBI, 5BB, 5HP, 1SF and 55B in 15 games with the Yankees (7/16-8/4)... in his first 11 games with the Yankees (7/16-28), hit .300/.450/.500 (9-for-30) with 8R, 4 doubles, 1 triple, 2RBI, 5BB, 4HP, 55B and 15F... hit safely in each of his first five games... according to the YES Network, was just the second Yankee to record at least 3XBH and 35B in his first five games with the Yankees, joining Harry Wolter (4/14-21/1910)... stole a base in three straight games for the first time in his career from 7/18-21... was just the third Yankee since 2018 to steal a base in three straight games and the fifth Yankee to do so since 2016... was hit by a pitch in three consecutive games from 7/23-25, marking just the sixth time in franchise history a Yankee has been hit in three straight games... made the Yankees' 2021 AL Wild Card Game roster and the postseason for the fourth time in his career (2017-18, 20-21)... in 73 games with Triple-A Scranton/

NON-ROSTER INVITEE



Wilkes-Barre, hit .326/.442/.465 (70-for-215) with 49R, 13 doubles, 1 triple, 5HR, 28RBI, 26BB, 19HP and 26SB...**2020:** Combined with Cleveland and San Diego to bat .154 (4-for-26) with 4R, 1 double, 1HR and 4RBI in 16 games...played 15 of his 16 games with Cleveland, batting .160 (4-for-25) with 3R, 1 double, 1HR and 4RBI...was acquired by San Diego from Cleveland along with RHP Mike Clevinger and a player to be named later in exchange for INF Gabriel Arias, LHP Joey Cantillo, C Austin Hedges, INF Owen Miller, OF Josh Taylor and RHP Cal Quantrill on 8/31...played in one game with the Padres, going 0-for-1 with 1R, 2BB, 1HP and 1SB on 9/2 at Los Angeles-AL...was part of the Padres' Postseason Player Pool for the NL Wild Card Series...was added to the active roster for the NLDS vs. Los Angeles-NL and appeared in Game 3 as a ninth-inning defensive replacement (did not bat)...was designated for assignment by the Padres on 12/31...**2019:** Made his first career Opening Day roster and batted .229 (53-for-231) with 30R, 9 doubles, 3 triples, 4HR, 27RBI and 8SB in 89 games over four stints with Cleveland (3/28-4/28, 5/25-6/3, 7/6-30, 8/6-9/29)...over his final 68 games of the season (beginning 5/28), batted .262 (49-for-187)...reached base safely five times on 8/15 at the Yankees, going 4-for-5 with 4R, 1 double, 1HR, 4RBI and 1HP and setting single-game career highs in runs scored and RBI...also tied his single-game career high in hits (went 4-for-6 on 7/7/19 at Cincinnati)...in 48 games with Triple-A Columbus, hit .268 (53-for-198) with 37R, 9 doubles, 3 triples, 5HR, 17RBI and 10SB...**2018:** Batted .257 (68-for-265) with 36R, 11 doubles, 3 triples, 2HR, 20RBI and 21SB in 91 games over five stints with Cleveland...his 21SB were most by a Cleveland rookie since Kenny Lofton had 66SB in 1992...tied for 10th in the AL in stolen bases (most by an AL rookie)...hit a 14th-inning "walk-off" solo HR off Brad Peacock on 5/27 vs. Houston, his first career "walk-off" hit...had a career-best 14-game hitting streak from 7/15-8/21, batting .400 (20-for-50) with 11R, 1 double, 1HR, 6RBI, 2BB, 2HP and 5SB over the stretch...was the longest hitting streak by a Cleveland rookie since Michael Brantley's 19-game streak from 8/30-9/19/10...hit a "walk-off" RBI single in the 11th inning on 9/23 vs. Boston, his second career "walk-off" hit...hit .298 (51-for-171) with 31R, 13 doubles, 2HR, 14RBI and 12SB in 47 games with Triple-A Columbus...**2017:** Saw his first Major League action as a September call-up for Cleveland, batting .229 (8-for-35) with 7R, 1 double, 1HR, 6RBI and 1SB in 25 games...made his Major League debut on 9/1 at Detroit, entering as a sixth-inning PR and remaining in the game in LF (0-for-1)...collected his first Major League hit with an infield single off Myles Jaye on 9/2 at Detroit...hit his first career HR with a two-run HR off Jace Fry on 9/7 at Chicago-AL...played in two postseason games in the ALDS vs. the Yankees, appearing in one game as a defensive replacement in center field and the other as a pinch-runner (did not bat)...spent most of the season with Double-A Akron, hitting .264 (68-for-258) with 37R, 16 doubles, 1 triple, 2HR, 24RBI and 21SB in 71 games...missed two months of the season (5/8-7/13) with a broken hamate bone in his right hand...played five rehab games with the AZL Indians...was named an MiLB.com Organization All-Star...following the season, was ranked by *Baseball America* as Cleveland's No. 8 prospect and was the "Best Defensive Outfielder" in the system...**2016:** Combined with Single-A Lynchburg and Double-A Akron to hit .295 (145-for-491) with 119R, 23 doubles, 7 triples, 7HR, 44RBI and 45SB in 129 games...was named an MiLB.com Organization All-Star...also earned an MiLB Gold Glove with Akron...led all minor leaguers in runs scored and was tied for fifth in stolen bases...his .416 OBP led all Cleveland farmhands and his .830 OPS was fourth-best in the system...began the season with Lynchburg, hitting .298 (103-for-346) with 93R, 16 doubles, 4 triples, 4HR, 31RBI and 38SB in 92 games...was named a Carolina League Mid-Season and Postseason All-Star...led the Carolina League in runs scored and was tied for second in stolen bases...was promoted to Akron on 7/25 and batted .290 (42-for-145) with 26R, 7 doubles, 3 triples, 3HR, 13RBI and 7SB in 37 games, helping guide the team to the Eastern League title...after the season, played for Mesa in the Arizona Fall League and was named to the Top Prospects Team as voted on by AFL managers...was named AFL "Player of the Week" for the week of 10/29...following the season, was rated by *Baseball America* as Cleveland's No. 10 farmhand and the "Best Defensive Outfielder" in the organization...**2015:** Led all Cleveland minor leaguers with 46 stolen bases, combining with Single-A Lake County and Single-A Lynchburg to hit .270 (133-for-492) with 85R, 28 doubles, 2 triples, 7HR and 45RBI in 126 games...spent the majority of the season with Lake County, batting .273 (131-for-479) with 83R, 27 doubles, 2 triples, 7HR, 45RBI and 43SB in 123 games...led the Midwest League in runs scored...following the season, was named by *Baseball America* as the "Best Defensive Outfielder" among Cleveland farmhands...**2014:** Made his professional debut with short-season Single-A Mahoning Valley, batting .244 (.55-for-225) with 46R, 8 doubles, 2 triples, 19RBI and 30SB in 57 games...was named to the New York-Penn League Mid-Season All-Star team...following the season, was tabbed by *Baseball America* as the "Fastest Baserunner" and as having the "Best Outfield Arm" among Cleveland prospects...**PERSONAL:** Full name is Greg Lomack Allen...his cousin, deWayne Patmon, played collegiate football at Michigan and for the New York Giants...graduated from Hilltop High School in Chula Vista, Calif., in 2011, where he won four varsity letters as a baseball player...was named Mesa League "Player of the Year" as a senior...was a member of the *San Diego Union-Tribune* All-Academic Baseball Team his final two seasons...majored in business at San Diego State University...played three baseball seasons there for Hall of Famer Tony Gwynn, his childhood idol...as a junior, hit .305 with 52R and 8 doubles in 61 games and led the Mountain West Conference with 25SB en route to being named the school's 2013-14 Male Student-Athlete of the Year...was also a member of the 2014 Capital One Academic All-District 8 Team...is a two-time recipient of the Arthur Ashe Jr. Sports Scholar Award...was a member of the Orleans Firebirds in the Cape Cod League during the summer of 2013.

Allen's Career Batting Record

Year	Club	AVG	G	AB	R	H	2B	3B	HR	RBI	SH	SF	HP	BB	SO	SB	CS	E	OBP	SLG
2014	Mahoning Valley	.244	57	225	46	55	8	2	0	19	1	2	15	27	26	30	5	1	.361	.298
2015	Lake County	.273	123	479	83	131	27	2	7	45	10	2	20	53	57	43	16	4	.368	.382
	Lynchburg	.154	3	13	2	2	1	0	0	0	0	1	2	3	3	0	0	0	.133	.231
2016	Lynchburg	.298	92	346	93	103	16	4	4	31	7	2	19	58	51	38	7	2	.424	.402
	Akron	.290	37	145	26	42	7	3	3	13	1	1	8	19	27	7	6	0	.399	.441
2017	Akron	.264	71	258	37	68	16	1	2	24	4	6	13	22	55	21	2	2	.344	.357
	AZL Indians	.333	5	15	3	5	0	0	0	2	0	1	1	0	1	3	0	0	.353	.333
	CLEVELAND	.229	25	35	7	8	1	0	1	6	0	1	1	2	8	1	0	0	.282	.343
2018	Columbus	.298	47	171	31	51	13	0	2	14	5	1	9	19	44	12	6	2	.395	.409
	CLEVELAND	.257	91	265	36	68	11	3	2	20	4	1	7	14	58	21	4	1	.310	.343
2019	CLEVELAND	.229	89	321	30	53	9	3	4	27	4	1	9	11	53	8	2	2	.290	.346
	Columbus	.268	48	198	37	53	9	3	5	17	0	0	8	20	44	10	5	1	.358	.419
2020	CLEVELAND	.160	15	25	3	4	1	0	1	4	0	1	1	1	9	1	0	0	.214	.320
	SAN DIEGO	.000	1	1	0	0	0	0	0	0	0	0	1	2	1	1	0	0	.750	.000
2021	Scranton/WB	.326	73	215	49	70	13	1	5	28	3	0	19	26	45	26	2	2	.442	.465
	YANKEES	.270	15	37	9	10	4	1	0	2	0	1	5	5	13	5	0	0	.417	.432
2022	Bradenton	.333	3	9	1	3	0	0	0	0	0	0	1	1	3	0	0	0	.455	.333
	Indianapolis	.429	4	14	4	6	2	0	1	3	0	0	2	0	3	0	0	0	.500	.786
	PITTSBURGH	.186	46	118	17	22	4	0	2	8	3	1	2	10	42	8	2	0	.260	.271
2023	Worcester	.250	37	116	25	29	8	1	2	15	1	2	11	21	29	23	0	1	.407	.388
	YANKEES	.217	22	23	6	5	1	1	1	1	0	0	2	2	10	3	1	0	.333	.478
	Tampa	.500	2	6	4	3	0	0	0	0	0	0	0	1	1	2	0	0	.571	.500
	Scranton/WB	.231	4	13	3	3	0	0	1	3	0	0	1	1	3	0	1	1	.333	.462
	Nashville	.219	8	32	4	7	1	0	0	1	0	1	1	3	7	3	1	0	.297	.250
	Minor League Totals	.280	614	2255	448	631	121	17	32	215	32	18	129	273	399	221	51	16	.386	.391
	Major League Totals	.231	304	735	109	170	31	8	11	68	12	6	28	47	194	48	9	3	.300	.340



ALMONTE, Alexander – RHP

HT: 6-4; **WT:** 205; **B:** R; **T:** R; **BORN:** 9/14/06 in Bonao, D.R.; **RESIDES:** Santo Domingo Oeste, D.R.; **OBTAINED:** Signed by the Yankees as a non-drafted free agent on 1/22/24; **M.L. SVC:** 0.000.

ALTAGRACIA, Ramiro – OF

HT: 5-11; **WT:** 207; **B:** R; **T:** R; **BORN:** 1/18/04 in Higüey, D.R.; **RESIDES:** Higüey, D.R.; **OBTAINED:** Signed by the Yankees as a non-drafted free agent on 5/24/21; **M.L. SVC:** 0.000.

ANDERSON, Ryan – LHP

HT: 6-6; **WT:** 235; **B:** L; **T:** L; **BORN:** 9/9/98 in Reno, Nev.; **RESIDES:** Sparks, Nev.; **COLLEGE:** University of Nevada; **OBTAINED:** Selected by the Yankees in the 12th round of the 2019 First-Year Player Draft; **M.L. SVC:** 0.000; **PERSONAL:** Pitched three seasons at Nevada (2017-19)...graduated from Spanish Springs H.S. (Nev.) in 2016.

ARAÚJO, Juan – INF

HT: 5-11; **WT:** 158; **B:** R; **T:** R; **BORN:** 12/15/06 in Barquisimeto, Venezuela; **RESIDES:** Barquisimeto, Venezuela; **OBTAINED:** Signed by the Yankees as a non-drafted free agent on 1/15/24; **M.L. SVC:** 0.000.

AREJULA, Luis – RHP

HT: 6-1; **WT:** 218; **B:** R; **T:** R; **BORN:** 2/20/02 in San Felipe, Venezuela; **RESIDES:** Independencia, Venezuela; **OBTAINED:** Signed by the Yankees as a non-drafted free agent on 5/11/21; **M.L. SVC:** 0.000.

ARIAS, Brian – RHP

HT: 6-0; **WT:** 197; **B:** R; **T:** R; **BORN:** 11/18/03 in Azua, D.R.; **RESIDES:** Azua, D.R.; **OBTAINED:** Signed by the Yankees as a non-drafted free agent on 7/1/21; **M.L. SVC:** 0.000.

ARIAS, Chaniel – RHP

HT: 6-3; **WT:** 169; **B:** R; **T:** R; **BORN:** 9/11/03 in Baní, D.R.; **RESIDES:** Baní, D.R.; **OBTAINED:** Signed by the Yankees as a non-drafted free agent on 11/5/21; **M.L. SVC:** 0.000.

ARIAS, Daury – OF

HT: 5-0; **WT:** 193; **B:** L; **T:** L; **BORN:** 8/7/01 in Puerto Plata, D.R.; **RESIDES:** Puerto Plata, D.R.; **OBTAINED:** Signed by the Yankees as a non-drafted free agent on 12/6/19; **M.L. SVC:** 0.000; **CAREER NOTES:** 2021: Led the Dominican Summer League with 49RBI and tied for fifth with 8HR.

ARIAS, Israel – OF

HT: 5-9; **WT:** 170; **B:** R; **T:** R; **BORN:** 8/11/05 in Mazatlán, México; **RESIDES:** Mazatlán, México; **OBTAINED:** Signed by the Yankees as a non-drafted free agent on 1/17/24; **M.L. SVC:** 0.000.

ARIAS, Roderick – INF

HT: 6-2; **WT:** 196; **B:** S; **T:** R; **BORN:** 9/9/04 in Santo Domingo, D.R.; **RESIDES:** Santo Domingo, D.R.; **OBTAINED:** Signed by the Yankees as a non-drafted free agent on 1/15/22; **M.L. SVC:** 0.000; **CAREER NOTES:** 2023: Batted .267/.423/.505 (27-for-101) with 32R, 2 doubles, 2 triples, 6HR, 26RBI, 27BB and 175B in 27 games with the FCL Yankees...was named the FCL "Player of the Week" from 7/3-9 after hitting .400/.500/1.067 (6-for-15) with 7R, 1 double, 3HR, 7RBI, 4BB and 25B over four games...was named a Florida Complex League Postseason All-Star...following the season, was ranked by *Baseball America* as the No. 4 prospect in the Yankees organization...was also labeled by the publication as the "Best Defensive Infielder" and "Best Infield Arm" among Yankees farmhands...2022: Made his professional debut, collecting 25R, 6 doubles, 2 triples, 3HR, 11RBI, 28BB and 105B in 31 games with the DSL Yankees...following the season, was named the No. 11 prospect in the Yankees organization by MLB Pipeline...**PERSONAL:** Was the top-ranked prospect by MLB Pipeline and the No. 2 prospect by *Baseball America* from the 2021 international signing period.

ASIGEN, Niurby – OF

HT: 6-3; **WT:** 180; **B:** L; **T:** L; **BORN:** 11/6/04 in Puerta Plata, D.R.; **RESIDES:** Santiago de los Caballeros, D.R.; **OBTAINED:** Signed by the Yankees as a non-drafted free agent on 12/13/22; **M.L. SVC:** 0.000.

AUSTIN, Cade – RHP

HT: 6-2; **WT:** 234; **B:** R; **T:** R; **BORN:** 9/28/01 in Chapin, S.C.; **RESIDES:** Chapin, S.C.; **COLLEGE:** University of South Carolina; **OBTAINED:** Selected by the Yankees in the 19th round of the 2023 First-Year Player Draft; **M.L. SVC:** 0.000; **PERSONAL:** Full name is Cade Ransom Austin...in two seasons at the University of South Carolina (2022-23), went 6-2 with four saves and a 3.66 ERA (83.2IP, 34ER) and 93K in 50 games (three starts).

AVINA, Jace – OF

HT: 6-0; **WT:** 205; **B:** R; **T:** R; **BORN:** 6/6/03 in Reno, Nev.; **RESIDES:** Sparks, Nev.; **OBTAINED:** Acquired by the Yankees from the Milwaukee Brewers along with OF Brian Sánchez in exchange for INF/OF Jake Bauers on 11/17/23; **M.L. SVC:** 0.000; **CAREER NOTES:** Was originally selected by Milwaukee in the 14th round of the 2021 First-Year Player Draft...2023: Hit .233 (76-for-326) with 57R, 22 doubles, 2 triples, 14HR, 50RBI, 56BB and 105B in 99 games with Single-A Carolina...2022: Combined with the ACL Brewers and Single-A Carolina to hit .271 (60-for-221) with 44R, 12 doubles, 3 triples, 15HR, 54RBI and 27BB in 64 games...was named Milwaukee's Complex League "Player of the Year" and the Arizona Complex League "Most Valuable Player" after hitting .294 (35-for-119) with 27R, 8 doubles, 1 triple, 10HR, 29RBI and 15BB in 36 games...led the league in HR, SLG and OPS (1.066), ranked second in OBP and tied for fourth in XBH (19)...earned Arizona Complex League Postseason All-Star honors...was named an Organization All-Star by MiLB.com...**PERSONAL:** Full name is Jace Aiden Avina...graduated from Spanish Springs High School (Nev.).



AYERS, Cole – RHP

HT: 6-2; **WT:** 190; **B:** R; **T:** R; **BORN:** 8/17/99 in Cincinnati, Ohio; **RESIDES:** Delray Beach, Fla.; **COLLEGE:** State College of Florida, Manatee-Sarasota; **OBTAINED:** Selected by the Yankees in the 16th round of the 2021 First-Year Player Draft; **M.L. SVC:** 0.000; **CAREER NOTES:** 2023: Among Yankees farmhands, ranked tied for fourth in appearances (45) and tied for fifth in saves (five)... **PERSONAL:** Full name is Cole Michael Ayers...in two seasons with SCF, went 8-4 with one save and a 3.80 ERA (87.2IP, 37ER) and 114K in 17 games (16 starts).

BARBOSA, Gabriel – RHP

HT: 5-0; **WT:** 200; **B:** R; **T:** R; **BORN:** 1/22/02 in Bastos, Brazil; **RESIDES:** Bastos, Brazil; **OBTAINED:** Selected by the Yankees from the Colorado Rockies in the first round of the Triple-A phase of the 2023 Rule 5 Draft; **M.L. SVC:** 0.000; **CAREER NOTES:** Was originally signed by Colorado as a non-drafted free agent on 7/2/18.

BARCLAY, Edgar – LHP

HT: 5-10; **WT:** 225; **B:** L; **T:** L; **BORN:** 5/25/98 in Oklahoma City, Okla.; **RESIDES:** Phoenix, Ariz.; **COLLEGE:** Cal State University-Bakersfield; **OBTAINED:** Selected by the Yankees in the 15th round of the 2019 First-Year Player Draft; **M.L. SVC:** 0.000; **CAREER NOTES:** 2023: In 21 combined appearances (10 starts) with Double-A Somerset and Triple-A Scranton/Wilkes-Barre, finished 4-4 with a 3.91 ERA (78.1IP, 70H, 39R/34ER, 44BB, 100K, 12HR)...2022: Went 7-4 with a 1.74 ERA (67.1IP, 13ER), and 86K in 28 appearances (four starts) with High-A Hudson Valley...led the Renegades in wins...was also named an Organization All-Star by MiLB.com...**PERSONAL:** Pitched one season each at Central Arizona College (2017), GateWay (Ariz.) Community College (2018) and Cal State-Bakersfield (2019)...graduated from St. Joseph School (Hawaii) in 2016.

BATTLE, Kyle – OF

HT: 6-1; **WT:** 195; **B:** R; **T:** R; **BORN:** 12/4/97 in Glen Allen, Va.; **RESIDES:** Glen Allen, Va.; **OBTAINED:** Signed by the Yankees as a non-drafted free agent on 7/16/21; **M.L. SVC:** 0.000.

BECK, Brendan – RHP

HT: 6-2; **WT:** 220; **B:** R; **T:** R; **BORN:** 10/6/98 in La Jolla, Calif.; **RESIDES:** Corona, Calif.; **COLLEGE:** Stanford University; **OBTAINED:** Selected by the Yankees in the second round (55th overall) of the 2021 First-Year Player Draft; **M.L. SVC:** 0.000; **CAREER NOTES:** 2023: In his first professional season, went 0-1 with a 1.59 ERA (34.1IP, 24H, 6R/6ER, 7BB, 40K, 2HR) in 10 combined starts with the FCL Yankees and High-A Hudson Valley...made his professional debut with the FCL Yankees and made one start (3.0IP, 0H, 0R/0ER, 0BB, 5K, 0HR)...was promoted to Hudson Valley on 6/21 and finished 0-1 with a 1.74 ERA (31.0IP, 24H, 6R/6ER, 7BB, 35K, 2HR) in nine starts...**PERSONAL:** Full name is Brendan Thomas Beck...pitched four years at Stanford (2018-21), going 22-10 with one save and a 3.11 ERA (289.1IP, 257H, 122R/100ER, 69BB, 289K, 24HR)...earned Pac-12 Pitcher of the Year and All-Pac-12 First-Team honors in 2021 after going 9-3 with a 3.15 ERA (108.2IP, 38ER) in 17 games (15 starts)...was named a First-Team All-American by the ABCA (American Baseball Coaches Association) in 2021...was tabbed by *Baseball America* as the No. 81 overall prospect in the 2021 Draft.

BECKLES, David – OF

HT: 6-3; **WT:** 238; **B:** R; **T:** R; **BORN:** 4/23/04 in La Romana, D.R.; **RESIDES:** La Romana, D.R.; **OBTAINED:** Signed by the Yankees as a non-drafted free agent on 11/5/21; **M.L. SVC:** 0.000; **CAREER NOTES:** 2022: Made his professional debut, hitting .276 (48-for-174) with 35R, 6 doubles, 5HR, 28RBI, 31BB and 105B with the DSL Yankees...led the DSL Yankees in HR.

BENÍTEZ, Ángel – RHP

HT: 6-8; **WT:** 263; **B:** R; **T:** R; **BORN:** 9/10/03 in San Pedro de Macoris, D.R.; **RESIDES:** San Pedro de Macoris, D.R.; **OBTAINED:** Signed by the Yankees as a non-drafted free agent on 7/16/21; **M.L. SVC:** 0.000.

BENÍTEZ, Julio – RHP

HT: 6-4; **WT:** 160; **B:** R; **T:** R; **BORN:** 9/30/04 in Santo Domingo, D.R.; **RESIDES:** Santo Domingo, D.R.; **OBTAINED:** Signed by the Yankees as a non-drafted free agent on 1/15/24; **M.L. SVC:** 0.000.

BÍDO, Wilfrido – RHP

HT: 5-10; **WT:** 195; **B:** R; **T:** R; **BORN:** 6/4/04 in Bonao, D.R.; **RESIDES:** San Isidro, D.R.; **OBTAINED:** Signed by the Yankees as a non-drafted free agent on 11/1/21; **M.L. SVC:** 0.000.

BLANCO, Geyber – INF

HT: 5-9; **WT:** 155; **B:** R; **T:** R; **BORN:** 6/11/06 in Valencia, Venezuela; **RESIDES:** Valencia, Venezuela; **OBTAINED:** Signed by the Yankees as a non-drafted free agent on 2/24/23; **M.L. SVC:** 0.000.

BOW, Kris – RHP

HT: 6-3; **WT:** 213; **B:** R; **T:** R; **BORN:** 11/27/00 in Las Vegas, Nev.; **RESIDES:** Las Vegas, Nev.; **COLLEGE:** College of Southern Nevada; **OBTAINED:** Selected by the Yankees in the 14th round of the 2022 First-Year Player Draft; **M.L. SVC:** 0.000; **PERSONAL:** In two seasons with College of South Nevada, went 1-1 with one save, a 6.75 ERA (17.1IP, 13ER) and 24K in seven games (three starts).

BOYLE, Sean – RHP

HT: 6-1; **WT:** 210; **B:** R; **T:** R; **BORN:** 10/29/96 in Selden, N.Y.; **RESIDES:** Parrish, Fla.; **COLLEGE:** Dallas Baptist University; **OBTAINED:** Selected by the Yankees in the 25th round of the 2018 First-Year Player Draft; **M.L. SVC:** 0.000; **CAREER NOTES:** 2023: Attended spring training with the Yankees as a non-roster invitee...spent the entire season with Triple-A Scranton/Wilkes-Barre, going 2-3 with a 6.69 ERA (35.0IP, 44H, 29R/26ER, 12BB, 36K, 7HR) in nine starts...2022: Pitched with Double-A Somerset and Triple-A Scranton/Wilkes-Barre, going 13-5 with a 3.71 ERA (155.1IP, 138H, 71R/64ER, 34BB, 160K, 25HR) in 28 games (27 starts)...led Yankees farmhands in wins, strikeouts, games started and innings pitched...among Eastern League pitchers, ranked second in wins...began the season with Double-A Somerset, going 8-4 with a 3.75 ERA (108.0IP, 91H, 52R/45ER, 20BB, 117K, 15HR) in 19 starts...recorded at least 7K in four consecutive starts from 4/27-5/19, going 1-0 with a 2.45 ERA (22.0IP, 6ER) and 33K in that stretch...tossed at least 6.0IP in each of his final 10 starts with Somerset, going 6-1 with a 1.68 ERA (64.1IP, 42H, 13R/12ER, 12BB, 62K, 5HR) in that span...allowed 3R-or-fewer in each

of those starts...was named the Eastern League "Pitcher of the Month" for July after going 3-0 with a 0.82 ERA (33.0IP, 3ER, 3BB, 35K, 1HR, 1HP) in five starts...was named the Eastern League "Pitcher of the Week" for 7/11-17, after he tossed 7.0 scoreless innings on 7/16 at Portland...was promoted to Triple-A Scranton/Wilkes-Barre on 8/9...went 5-1 with a 3.61 ERA (47.1IP, 21H, 19ER, 14BB, 43K, 10HR) in nine games (eight starts) with Scranton/Wilkes-Barre...allowed 3R-or-fewer in seven of his last eight outings of the season, going 5-0 with a 2.66 ERA (44.0IP, 39H, 13ER, 11BB, 40K, 8HR) in that span...**2021:** Combined with Low-A Tampa, High-A Hudson Valley, Double-A Somerset and Triple-A Scranton/Wilkes-Barre to go 8-3 with one save and a 1.99 ERA (86.0IP, 64H, 32R/19ER, 22BB, 98K, 4HR) in 27 games (10 starts)...was named the Triple-A East "Pitcher of the Week" for 8/16-22 after tossing a no-hitter on 8/19-G2 at Worcester (7.0IP, 1BB, 6K, 1HP) with Scranton/Wilkes-Barre...was also part of a combined no-hitter with High-A Hudson Valley on 7/10-G2 vs. Brooklyn (GS, 4.0IP, 3BB, 3K)...**2020:** Did not pitch due to the COVID-19 pandemic...**2019:** Combined with Rookie-level Pulaski and short-season Single-A Staten Island to go 2-1 with one save and a 3.23 ERA (39.0IP, 27H, 15R/14ER, 5BB, 43K) over 16 relief appearances...**2018:** Made his professional debut with the GCL Yankees West, making 10 relief outings...**PERSONAL:** Pitched two seasons (2017-18) at Dallas Baptist University (Tex.) after two (2015-16) at Suffolk County Community College (N.Y.)...in 31 games (three starts) with DBU, went 1-1 with a 4.70 ERA (44.0IP, 53H, 31R/23ER, 14BB, 51K, 4HR)...is a 2014 graduate of Newfield H.S. in Selden, N.Y.

BREAUX, Josh – C

HT: 6-1; **WT:** 220; **B:** R; **T:** R; **BORN:** 10/7/97 in Houston, Tex.; **RESIDES:** Cypress, Tex.; **COLLEGE:** McLennan Community College; **OBTAINED:** Selected by the Yankees in the second round of the 2018 First-Year Player Draft; **M.L. SVC:** 0.000; **CAREER NOTES:** **2023:** Attended spring training with the Yankees as a non-roster invitee...combined to hit .243/.302/.466 (46-for-189) with 26R, 6 doubles, 12HR, 22RBI, 14BB and 15B in 50 games with High-A Hudson Valley, Triple-A Scranton/Wilkes-Barre and Double-A Somerset...spent the majority of the season with Somerset, hitting .280/.309/.548 (26-for-93) with 13R, 4 doubles, 7HR, 14RBI and 4BB in 25 games...**2022:** Combined with Double-A Somerset and Triple-A Scranton/Wilkes-Barre to hit .219/.283/.422 (81-for-370) with 44R, 14 doubles, 2 triples, 19HR, 50RBI, 31BB/18B and 25B in 94 games...his 19HR were tied for the fifth-most among Yankee minor leaguers...began the season with Somerset, batting .204 (43-for-211) with 24R, 10 doubles, 13HR, 29RBI, 19BB and 15B in 53 games...was promoted to Scranton/Wilkes-Barre on 7/2 and hit .239/.297/.403 (38-for-159) with 20R, 4 doubles, 2 triples, 6HR, 21RBI, 12BB and 15B in 41 games for the RailRiders...**2021:** Combined with High-A Hudson Valley and Double-A Somerset to hit .249/.298/.503 (87-for-350) with 48R, 20 doubles, 23HR, 63RBI and 26BB in 90 games...his 23HR were fourth-most in the Yankee organization...led Hudson Valley with 17HR...hit safely in 19-of-20 games from 6/19-7/16, batting .390 (30-for-77) with 17R, 6 doubles, 9HR, 19RBI and 9BB over that span...went 3-for-3 with a minor league career-high 3HR and 5RBI on 7/10-G2 vs. Brooklyn with Hudson Valley...was named the High-A East "Player of the Week" for 7/5-11 after batting .526 (10-for-19) with 5HR and 8RBI in five games...**2020:** Did not play due to the COVID-19 pandemic...**2019:** Was named a South Atlantic League Mid-Season All-Star and hit .271 (54-for-199) with 28R, 10 doubles, 13HR and 49RBI in 51 games with Single-A Charleston...**2018:** Made his professional debut, combining to play in 30 games with the GCL Yankees East and short-season Single-A Staten Island...**PERSONAL:** Played two seasons (2017-18) at McLennan Community College (Tex.), where he hit .403 (155-for-385) with 121R, 32 doubles, 5 triples, 37HR and 151RBI in 115 games...played for Falmouth in the Cape Cod League and earned the 2017 Silva Sportsmanship Award...was ranked by *Baseball America* as the No. 88 prospect in the 2018 Draft...had committed to play his junior season at the University of Arkansas...is a 2016 graduate of Tomball (Tex.) H.S....was selected by Houston in the 36th round of the 2017 Draft but did not sign.

NON-ROSTER INVITEE

Breaux's Career Batting Record

Year	Club	AVG	G	AB	R	H	2B	3B	HR	RBI	SH	FP	BB	SO	SB	CS	E	OBP	SLG	
2018	GCL Yankees East	.125	3	8	0	1	0	0	0	0	0	0	1	1	0	0	0	.222	.125	
	Staten Island	.280	27	100	6	28	9	0	0	13	0	2	0	3	20	0	0	1	.295	.370
2019	Charleston	.271	51	199	28	54	10	0	13	49	0	1	15	59	0	0	4	.324	.518	
2020	Did Not Play - COVID-19 Pandemic																			
2021	Hudson Valley	.252	64	250	34	63	12	0	17	46	0	4	0	22	73	0	0	4	.308	.504
	Somerset	.240	26	100	14	24	8	0	6	17	0	1	1	4	26	1	0	0	.274	.500
2022	Somerset	.204	53	211	24	43	10	0	13	29	0	0	1	19	64	1	0	3	.273	.436
	Scranton/WB	.239	41	159	20	38	4	2	6	21	0	0	1	12	49	1	0	2	.297	.403
2023	Hudson Valley	.204	13	54	6	11	1	0	1	3	0	0	5	15	0	0	0	.271	.278	
	Scranton/WB	.214	12	42	7	9	1	0	4	5	0	0	2	5	8	1	0	0	.327	.524
	Somerset	.280	25	93	13	26	4	0	7	14	0	0	4	24	0	0	0	.309	.548	
Minor League Totals		.244	315	1216	152	297	59	2	67	197	0	8	6	90	339	4	0	14	.298	.461

BREWER, Beau – INF

HT: 6-3; **WT:** 215; **B:** R; **T:** R; **BORN:** 10/28/01 in McKinney, Tex.; **RESIDES:** McKinney, Tex.; **COLLEGE:** Paris Junior College (Tex.); **OBTAINED:** Selected by the Yankees in the 19th round of the 2022 First-Year Player Draft; **M.L. SVC:** 0.000; **PERSONAL:** Was named to the 2022 NJCAA Region XIV East All-Conference First Team (Third Base) and All-Region XIV First Team (infield) with Paris Junior College (Tex.)...attended McKinney Boy H.S. (Tex.).

BRIAN, Will – LHP

HT: 5-11; **WT:** 220; **B:** L; **T:** L; **BORN:** 4/25/99 in Louisville, Ky.; **RESIDES:** Versailles, Ky.; **COLLEGE:** Eastern Kentucky University; **OBTAINED:** Selected by the Yankees in the 10th round of the 2022 First-Year Player Draft; **M.L. SVC:** 0.000; **PERSONAL:** Played collegiately at Eastern Kentucky (2018-22)...ranked third in the nation with 15 saves with Eastern Kentucky University, going 3-0 with a 1.83 ERA (39.1IP, 8ER) and 53K in 2022...was named a NCBWA First Team All-American and ABCA Third Team All-American in 2022, while also earning All-ASUN Conference First Team honors as a relief pitcher...ranked by D1Baseball.com as the sixth-best reliever in the nation.

BRIÑEZ, Saul – RHP

HT: 6-3; **WT:** 170; **B:** R; **T:** R; **BORN:** 11/10/04 in Santa Rita, Venezuela; **RESIDES:** Santa Rita, Venezuela; **OBTAINED:** Signed by the Yankees as a non-drafted free agent on 2/24/23; **M.L. SVC:** 0.000.

BRITO, Dari – RHP

HT: 6-1; **WT:** 210; **B:** R; **T:** R; **BORN:** 12/15/02 in Santo Domingo, D.R.; **RESIDES:** Santo Domingo, D.R.; **OBTAINED:** Signed by the Yankees as a non-drafted free agent on 12/10/22; **M.L. SVC:** 0.000.



BURDI, Nick – RHP

NON-ROSTER INTVIEW

HT: 6-4; **WT:** 225; **B:** R; **T:** R; **BORN:** 1/19/93 in Hinsdale, Ill.; **RESIDES:** North Providence, R.I.; **COLLEGE:** University of Louisville; **OBTAINED:** Signed by the Yankees as a minor league free agent on 12/20/23; **M.L. SVC.:** 3.140; **CAREER NOTES:** Was originally selected by the Minnesota Twins in the second round of the 2014 First-Year Player Draft...over parts of four Major League seasons with the Pittsburgh Pirates (2018-20) and Chicago Cubs (2023), has gone 2-2 with one save and a 9.39 ERA (15.1IP, 19H, 17R/16ER, 10BB, 27K, 2HR) in 19 career relief appearances...has made two Opening Day rosters (2019-20 with Pittsburgh)...**2023:** Made three relief appearances with the Chicago Cubs, posting a 9.00 ERA (3.0IP, 3H, 3ER, 3BB, 4K)...marked his first Major League action since 2020 with the Pittsburgh Pirates...attended Spring training as a non-roster invitee...spent the majority of the season with Triple-A Iowa, posting a 3.20 ERA (19.2IP, 16H, 7ER, 14BB, 33K, 1HR)...started the season with Iowa before having his contract selected by the Cubs on 5/15...was placed on the 15-day injured list on 5/24 (retroactive to 5/21) with appendicitis and transferred to the 60-day injured list on 6/13...made two rehab starts with the ACL Cubs (1.1IP, 4H, 2ER, 1BB, 2K, 1HR, 1WP)...concluded the season with Iowa...**2022:** Missed the entire season due to a right elbow sprain...began the season on Triple-A El Paso's injured list in the San Diego Padres organization and was released on 4/19...was re-signed by San Diego to a two-year minor league contract and placed on El Paso's injured list on 4/29...was selected by the Chicago Cubs in the Major League phase of the Rule 5 Draft on 12/7...**2021:** Did not pitch due to "Tommy John" surgery recovery...**2020:** Made three appearances with the Pittsburgh Pirates, going 0-1 with one save and a 3.86 ERA (2.1IP, 2H, 1ER, 2BB, 4K)...made his second consecutive Opening Day roster...picked up his first Major League save on 7/28 vs. Milwaukee (1.0IP, 1BB, 1K)...was placed on the 45-day injured list with a right elbow injury on 8/5 and missed the remainder of the season...underwent "Tommy John" surgery for a second time on 10/14...the surgery was performed by Dr. Keith Meister...was signed by the San Diego Padres to a two-year minor league contract on 12/16...**2019:** In 11 relief appearances with the Pittsburgh Pirates, went 2-1 with a 9.35 ERA (8.2IP, 11H, 9ER, 3BB, 17K, 1HR)...made his first Opening Day roster...made his season debut on Opening Day, tossing a scoreless eighth inning at Cincinnati and striking out all three batters faced (1.0IP)...recorded his first Major League win on 4/12 at Washington (1.0IP, 1H, 2K)...left the game on 4/22 vs. Arizona with right bicep/elbow pain...was placed on the 10-day injured list on 4/23...was transferred to the 60-day injured list on 5/11 and missed the remainder of the season...underwent surgery on 6/25 by Dr. Robert Thompson (Washington University vascular surgeon) aimed to relieve symptoms of neurogenic thoracic outlet syndrome...had an additional surgery on 9/11 in Dallas, Tex., by Dr. Keith Meister to address intermittent lateral forearm symptoms...**2018:** Saw his first Major League action with the Pittsburgh Pirates, allowing 4R/3ER in two relief appearances (1.1IP, 3H, 2BB, 2K, 1HR)...spent the majority of the season on the 60-day disabled list recovering from "Tommy John" surgery...made 10 rehab appearances (two starts) with Single-A Bradenton, Double-A Altoona and Triple-A Indianapolis, combining to go 0-2 with a 5.73 ERA (11.0IP, 16H, 8R/7ER, 6BB, 14K, 1HR)...was returned from rehab and reinstated from the 60-day disabled list on 9/1...made his Major League debut with Pittsburgh on 9/11 at St. Louis (0.1IP, 4R/3ER, 1BB, 1HR)...recorded his first Major League strikeout on 9/23 vs. Milwaukee, striking out Domingo Santana looking in the ninth inning (1.0IP, 1H, 1BB, 2K)...**2017:** In 14 relief appearances with Double-A Chattanooga, went 2-0 with one save and a 0.53 ERA (17.0IP, 9H, 1ER, 4BB, 20K, 1HR)...suffered a tear of his ulnar collateral ligament in his right elbow and underwent "Tommy John" surgery on 5/31, missing the rest of the season...the surgery was performed by Dr. Keith Meister...was selected by the Philadelphia Phillies from the Minnesota Twins in the third round of the Major League Phase of the Rule 5 Draft on 12/14...was then acquired by Pittsburgh in exchange for international slot money on 12/14...**2016:** Appeared in three games with Double-A Chattanooga (1W, 3.0IP, 4H, 3ER, 1BB, 1K)...missed most of the season due to a bone bruise on his right humerus...**2015:** Combined with Double-A Chattanooga and Single-A Ft. Myers to go 5-6 with four saves and a 3.82 ERA (63.2IP, 52H, 32R/27ER, 35BB, 83K, 4HR)...following the season, made eight appearances with Scottsdale in the Arizona Fall League (8.0IP, 2H, 0R, 1BB, 11K)...was also labeled by *Baseball America* as Minnesota's No. 10 prospect...**2014:** Made his professional debut with Single-A Cedar Rapids and Single-A Ft. Myers...following the season, was named by *Baseball America* as the No. 7 prospect in the Twins organization...was also labeled by the publication as having the "Best Fastball" in the Midwest League, as well as having the "Best Fastball" and "Best Slider" in the Twins organization...**PERSONAL:** Full name is Nicholas Edward Burdi...pitched three seasons for the University of Louisville from 2012-14 and went 7-6 with 34 saves, a 1.80 ERA (95.0IP, 19ER) and 141K in 74 career games (three starts)...holds Louisville single-season (18 in 2014) and career records (34) for saves...was named a Golden Spikes Award finalist in 2014 after posting 18 saves, a 0.49 ERA (37.0IP, 2ER) and 65K in 32 games as a junior...was ranked by MLB Pipeline as the 31st overall prospect and the 36th overall by *Baseball America* entering the 2014 draft...is a 2011 graduate of Downers Grove (Ill.) South S.H.S., where he was a three-year letter winner in baseball...was originally selected by the Minnesota Twins in the 24th round of the First-Year Player Draft but did not sign...his younger brother, Zack, has pitched in the Majors for the Chicago White Sox (2020-21), Baltimore Orioles (2021) and Tampa Bay Ray (2023).

Burdi's Career Pitching Record

Year	Club	W	L	ERA	G	GS	CG	SHO	SV	IP	H	R	ER	HR	HP	BB	SO	WP	BK
2014	Cedar Rapids	0	0	4.15	13	0	0	0	4	13.0	8	6	6	0	0	8	26	2	0
	Ft. Myers	2	0	0.00	7	0	0	0	1	7.1	5	0	0	0	1	2	12	2	0
2015	Chattanooga	3	4	4.53	30	0	0	0	2	43.2	40	25	22	3	1	32	54	3	0
	Ft. Myers	2	2	2.25	13	0	0	0	2	20.0	12	7	5	1	0	3	29	5	1
2016	Chattanooga	1	0	9.00	3	0	0	0	0	3.0	4	3	3	0	0	1	1	0	0
2017	Chattanooga	2	0	0.53	14	0	0	0	1	17.0	9	1	1	1	0	4	20	0	0
	Bradenton	0	0	4.50	2	2	0	0	0	2.0	1	1	1	1	0	0	6	0	0
	Altoona	0	0	6.75	3	0	0	0	0	4.0	6	3	3	0	0	2	3	3	0
2018	Indianapolis	0	2	5.40	5	0	0	0	0	5.0	9	4	3	0	0	4	5	1	0
	PITTSBURGH	0	0	20.25	2	0	0	0	0	1.1	3	4	3	1	0	2	2	0	0
	PITTSBURGH	2	1	9.35	11	0	0	0	0	8.2	11	9	9	1	0	3	17	1	0
2019	PITTSBURGH	0	1	3.86	3	0	0	0	1	2.1	2	1	1	0	0	2	4	0	0
2021																			
2022																			
2023	Iowa	0	0	3.20	21	0	0	0	4	19.2	16	7	7	1	6	14	33	1	0
	CHICAGO-NL	0	0	9.00	3	0	0	0	0	3.0	3	3	3	0	0	3	4	1	0
	ACL Cubs	0	0	13.50	2	0	0	0	0	1.1	4	2	2	1	0	1	2	1	0
Minor League Totals		10	8	3.51	113	2	0	0	14	136.0	114	59	53	8	9	71	191	18	1
Major League Totals		2	2	9.39	19	0	0	0	1	15.1	19	17	16	2	0	10	27	2	0

BURT, Max – INF

HT: 6-2; **WT:** 220; **B:** R; **T:** R; **BORN:** 8/28/96 in North Andover, Mass.; **RESIDES:** North Andover, Mass.; **COLLEGE:** Northeastern University; **OBTAINED:** Selected by the Yankees in the 28th round of the 2018 First-Year Player Draft; **M.L. SVC.:** 0.000; **CAREER NOTES:** **2023:** Combined to hit .235/.319/.393 (76-for-323) with 56R, 11 doubles, 2 triples, 12HR, 44RBI, 34BB and 21SB in 98 games with Double-A Somerset and Triple-A Scranton/Wilkes-Barre...**2022:** Spent the entire season with Double-A Somerset, batting .205 (.55-for-268) with 40R, 12 doubles, 11HR, 32RBI, 18BB and 19SB in 85 games...**PERSONAL:** Played four seasons (2015-18) at Northeastern University (Mass.) and hit .260 (214-for-824) with 130R, 44 doubles, 12HR, 109RBI and 335B in 224 games...graduated with Northeastern's school record in games played, starting all of the Huskies' 224 games in his four years...was named Colonial Athletic Association Defender of the Year as a junior in 2017...is a 2014 graduate of St. John's Prep (Mass.), where he also played basketball and golf.



BUSTAMANTE, Alex – RHP

HT: 6-2; **WT:** 200; **B:** R; **T:** R; **BORN:** 6/22/00 in Tuscon, Ariz.; **RESIDES:** Tuscon, Ariz.; **COLLEGE:** New Mexico State University; **OBTAINED:** Signed by the Yankees as a non-drafted free agent on 7/25/22; **M.L. SVC:** 0.000.

CALDERON, Yorlin – RHP

HT: 6-2; **WT:** 200; **B:** R; **T:** R; **BORN:** 8/17/01 in San Francisco de Macoris, D.R.; **RESIDES:** San Francisco de Macoris, D.R.; **OBTAINED:** Signed by the Yankees as a non-drafted free agent on 8/16/18; **M.L. SVC:** 0.000; **CAREER NOTES: 2023:** Combined with Single-A Tampa and High-A Hudson Valley, going 6-2 with a 3.10 ERA (81.1IP, 70H, 32R/28ER, 26BB, 98K, 5HR) in 39 games (five starts)...was named Florida State League "Pitcher of the Week" for 8/21-27 with Tampa after tossing 5.0 shutout innings on 8/25-G2 vs. Plam Beach (1H, 0BB, 5K)...**2022:** Combined with Single-A Tampa and the FCL Yankees, going 6-1 with a 3.88 ERA (58.0IP, 55H, 27R/25ER, 16BB, 75K, 8HR) in 14 games (six starts)...was named Florida State League "Pitcher of the Week" for 5/23-29 after tossing a complete game shutout (7.0 innings) in his season debut on 5/25-G2 vs. Lakeland...following the season, played for the Mesa Solar Sox in the Arizona Fall League, going 0-2 with a 8.53 ERA (12.2IP, 12ER) and 17K in six relief appearances.

CAPELLÁN, Justin – C

HT: 5-10; **WT:** 180; **B:** R; **T:** R; **BORN:** 7/18/06 in Bonao, D.R.; **RESIDES:** Bonao, D.R.; **OBTAINED:** Signed by the Yankees as a non-drafted free agent on 12/15/23; **M.L. SVC:** 0.000.

CARR, Kyle – LHP

HT: 6-1; **WT:** 185; **B:** L; **T:** L; **BORN:** 5/6/02 in La Jolla, Calif.; **RESIDES:** San Marcos, Calif.; **COLLEGE:** Palomar College (Calif.); **OBTAINED:** Selected by the Yankees in the third round of the 2023 First-Year Player Draft; **M.L. SVC:** 0.000; **CAREER NOTES: 2023:** Did not pitch...following the season, was tabbed by *Baseball America* as the Yankees' No. 10 prospect...**PERSONAL:** Full name is Kyle Isiah Carr...pitched one season (2023) at Palomar College (Calif.) after two seasons (2021-22) at the University of San Diego...was named the ABCA West Region "Pitcher of the Year" before being named the ABCA "Pitcher of the Year" after going 12-1 with a 2.31 ERA (78.0IP, 20ER) in 15 games (14 starts) for the Comets in 2023...graduated from San Marcos H.S. (Calif.) in 2020.

CARRERA, David – OF

HT: 6-3; **WT:** 180; **B:** R; **T:** R; **BORN:** 9/7/06 in Caracas, Venezuela; **RESIDES:** Cartagena, Colombia; **OBTAINED:** Signed by the Yankees as a non-drafted free agent on 1/17/24; **M.L. SVC:** 0.000.

CASTELLANOS, Jesús – RHP

HT: 5-11; **WT:** 175; **B:** R; **T:** R; **BORN:** 1/28/02 in Santo Domingo, D.R.; **RESIDES:** Santo Domingo, D.R.; **OBTAINED:** Signed by the Yankees as a non-drafted free agent on 7/12/23; **M.L. SVC:** 0.000.

CASTILLO, Jackson – OF

HT: 6-0; **WT:** 195; **B:** L; **T:** L; **BORN:** 5/2/03 in Murrieta, Calif.; **RESIDES:** Henderson, Nev.; **OBTAINED:** Signed by the Yankees as a non-drafted free agent on 8/2/23; **M.L. SVC:** 0.000.

CASTRO, José – OF

HT: 6-2; **WT:** 176; **B:** R; **T:** R; **BORN:** 10/4/05 in Santo Domingo, D.R.; **RESIDES:** Santo Domingo, D.R.; **OBTAINED:** Signed by the Yankees as a non-drafted free agent on 5/5/23; **M.L. SVC:** 0.000.

CASTRO, Kervin – RHP

HT: 5-10; **WT:** 234; **B:** R; **T:** R; **BORN:** 2/7/99 in Maracay, Venezuela; **RESIDES:** Maracay, Venezuela; **OBTAINED:** Selected by the Yankees from the Houston Astros in the second round of the Triple-A phase of the 2023 Rule 5 Draft; **M.L. SVC:** 0.057; **CAREER NOTES:** Was originally signed by the San Francisco Giants as a non-drafted free agent on 7/2/15...over parts of two seasons with the San Francisco Giants (2021-22) and Chicago Cubs (2022), has gone 1-2 with a 4.91 ERA (25.2IP, 28H, 15R/14ER, 11BB, 24K, 3HR) in 20 career relief appearances...**2023:** Attended spring training with the Detroit Tigers as a non-roster invitee...made 10 appearances with Triple-A Toledo, posting a 2.30 ERA (15.2IP, 14H, 5R/4ER, 9BB, 19K, 0HR)...was released by Detroit on 8/9...signed a minor league contract with the Houston Astros on 11/18...was selected by the Yankees from the Houston Astros in the second round of the Triple-A phase of the 2023 Rule 5 Draft on 12/6...**2022:** Combined with the San Francisco Giants and Chicago Cubs to go 0-1 with a 10.22 ERA (12.1IP, 15H, 14ER, 7BB, 11K, 3HR) in 10 relief appearances...began the season with Triple-A Sacramento, going 0-4 with a 5.57 ERA (32.1IP, 31H, 21R/20ER, 24BB, 32K, 4HR) in 29 relief appearances...also made two relief outings with the Giants (0-0, 27.00 ERA, 1.2IP, 5ER, 2BB, 4K)...was designated for assignment by the Giants on 8/1...was claimed by the Cubs and assigned to Triple-A Iowa on 8/2...on 8/3 was recalled by the Cubs and went 0-1 with a 7.59 ERA (10.2IP, 11H, 9ER, 5BB, 7K, 3HR) in eight relief appearances...made his Cubs debut in the seventh inning on 8/4 at St. Louis, allowing 3ER in 1.0IP (3H, 2BB, 1K, 1HR)...was designated for assignment on 9/5 and outrighted to Iowa on 9/9...spent the rest of the season with Triple-A Iowa, going 2-0 with a 1.32 ERA (13.2IP, 7H, 2ER, 7BB, 18K) in eight relief appearances...was signed by the Detroit Tigers as a minor league free agent on 12/12...**2021:** Saw his first Major League action with the San Francisco Giants, going 1-1 with a 0.00 ERA (13.1IP, 13H, 1R/0ER, 4BB, 13K) in 10 relief appearances...spent the majority of the season with Triple-A Sacramento, going 6-1 with one save, a 2.86 ERA (44.0IP, 14ER) and 60K in 30 relief appearances...made his Major League debut on 9/7 at Colorado (2.0IP, 2H, 1K)...struck out Ryan McMahon for his first career strikeout...earned his first career win on 9/24 at Colorado (2.0IP, 1H, 2K)...appeared in two games during the NLDS against Los Angeles-NL, pitching 1.1 hitless innings...**2020:** Did not pitch due to the COVID-19 pandemic...**2019:** Spent the entire season with Single-A Salem-Keizer, going 5-3 with a 2.66 ERA (67.2IP, 20ER) and 61K in 14 starts...was named "Pitcher of the Week" for 7/29 - 8/4 after tossing six scoreless innings on 7/31 vs. Tri-City...was named a Northwestern League Mid-Season and Postseason All-Star...**2018:** Made just one appearance for the DSL Giants while recovering from "Tommy John" surgery...**2016:** Made his professional debut, going 3-1 with a 4.71 ERA (21.0IP, 11ER) and 25K in 13 games for the DSL Giants...**PERSONAL:** Full name is Kervin Alexander Castro.

CHIRINOS, Michell – RHP

HT: 6-2; **WT:** 187; **B:** R; **T:** R; **BORN:** 12/9/03 in Valencia, Venezuela; **RESIDES:** Valencia, Venezuela; **OBTAINED:** Signed by the Yankees as a non-drafted free agent on 12/13/22; **M.L. SVC:** 0.000.



COCA, Jelson – INF

HT: 5-11; **WT:** 158; **B:** R; **T:** R; **BORN:** 11/10/05 in Monte Plata, D.R.; **RESIDES:** Monte Plata, D.R.; **OBTAINED:** Signed by the Yankees as a non-drafted free agent on 1/17/23; **M.L. SVC:** 0.000.

COHEN, Harrison – RHP

HT: 6-1; **WT:** 200; **B:** R; **T:** R; **BORN:** 5/28/99 in New Hyde Park, N.Y.; **RESIDES:** Syosset, N.Y.; **COLLEGE:** George Washington University (D.C.); **OBTAINED:** Signed by the Yankees as a non-drafted free agent on 8/15/22; **M.L. SVC:** 0.000.

COLMENARES, José – INF

HT: 5-11; **WT:** 185; **B:** R; **T:** R; **BORN:** 4/3/02 in Cerro La Guacara, Venezuela; **RESIDES:** San Cristóbal, Venezuela; **OBTAINED:** Signed by the Yankees as a non-drafted free agent on 7/2/18; **M.L. SVC:** 0.000.

CONTRERAS, Johan – C

HT: 6-1; **WT:** 227; **B:** R; **T:** R; **BORN:** 3/11/05 in Santo Domingo, D.R.; **RESIDES:** Santo Domingo, D.R.; **OBTAINED:** Signed by the Yankees as a non-drafted free agent on 2/3/22; **M.L. SVC:** 0.000.

COWLES, Benjamin – INF

HT: 6-0; **WT:** 195; **B:** R; **T:** R; **BORN:** 2/15/00 in Rochester, N.Y.; **RESIDES:** Newark, N.Y.; **COLLEGE:** University of Maryland; **OBTAINED:** Selected by the Yankees in the 10th round of the 2021 First-Year Player Draft; **M.L. SVC:** 0.000; **CAREER NOTES:** **2023:** Following the season, played for the Mesa Solar Sox in the Arizona Fall League, hitting .290 (20-for-69) with 9R, 4 doubles, 1 triple, 4HR, 15RBI, 12BB and 35B in 20 games...**PERSONAL:** Full name is Benjamin Joseph Cowles...was named a *Baseball America* Third Team All-American and earned First Team All-Big Ten and ABCA/Rawlings All-East Region First Team honors as a junior at the University of Maryland in 2021, batting .287 (50-for-174) with 42R, 6 doubles, 18HR, 51RBI, 20BB and 95B in 48 games...graduated from Newark H.S. (N.Y.), where he also played basketball.

CRAFT, Derek – RHP

HT: 6-8; **WT:** 250; **B:** R; **T:** R; **BORN:** 7/11/96 in Nacogdoches, Tex.; **RESIDES:** Hawkins, Tex.; **COLLEGE:** University of Texas at San Antonio; **OBTAINED:** Selected by the Yankees in the 16th round of the 2018 First-Year Player Draft; **M.L. SVC:** 0.000; **CAREER NOTES:** **2021:** Recorded 11 saves, the most among Yankees minor leaguers...his 10 saves with High-A Hudson Valley led the High-A East...**PERSONAL:** In three seasons at UTSA (2016-18), went 3-8 with four saves and a 3.82 ERA (108.1IP, 88R, 50/46ER, 45BB, 97K, 7HR) in 56 appearances (three starts)...is a 2015 graduate of Hawkins H.S. (Tex.), where he also played basketball.

CRISP, Juan – C

HT: 6-1; **WT:** 220; **B:** R; **T:** R; **BORN:** 5/23/00 in Aguadulce, Panama; **RESIDES:** Aguadulce, Panama; **OBTAINED:** Signed by the Yankees as a non-drafted free agent on 2/8/18; **M.L. SVC:** 0.000.

CRUZ, John – OF

HT: 6-3; **WT:** 205; **B:** L; **T:** L; **BORN:** 8/29/05 in Santiago de los Caballeros, D.R.; **RESIDES:** Bani, D.R.; **OBTAINED:** Signed by the Yankees as a non-drafted free agent on 1/15/22; **M.L. SVC:** 0.000; **CAREER NOTES:** **2023:** Spent the entire season with the FCL Yankees, batting .294.376/.531 (52-for-177) with 28R, 6 doubles, 3 triples, 10HR, 47RBI, 22BB and 95B in 48 games...his 10HR led the FCL Yankees and were tied for second in the league...also led the FCL in RBI, ranked third in total bases (94), fourth in hits and SLG, tied for fourth in XBH (19) and sixth in OPS (.907)...was named the FCL "Player of the Week" for 6/12-18 after hitting .455 (10-for-22) with 6R, 1 double, 1 triple, 3HR, 19RBI and 3BB in five games...was also named a Florida State League Postseason All-Star...**2022:** His 48BB were tied for the fourth-most in the Dominican Summer League.

DE LOS SANTOS, Yerry – RHP

HT: 6-2; **WT:** 210; **B:** R; **T:** R; **BORN:** 12/12/97 in Samana, D.R.; **RESIDES:** Samana, D.R.; **OBTAINED:** Signed by the Yankees as a minor league free agent on 11/17/23; **M.L. SVC:** 1.019; **CAREER NOTES:** Over parts of two Major League seasons with the Pittsburgh Pirates (2022-23), has gone 1-4 with three saves and a 4.14 ERA (50.0IP, 39H, 28R/23ER, 24BB, 44K, 4HR) in 48 career relief appearances...**2023:** In 22 relief appearances over two stints with the Pittsburgh Pirates (6/3, 6/15-8/7), went 1-1 with a 3.33 ERA (24.1IP, 17H, 10R/9ER, 13BB, 18K, 1HR)...held opponents to a .193 batting average (17-for-88)...in 23 games with Triple-A Indianapolis, went 1-5 with two saves and a 6.12 ERA (25.0IP, 42H, 20R/17ER, 14BB, 28K, 4HR)...was placed on the 7-day injured list on 8/19 and transferred to the 60-day injured list on 8/28, missing the remainder of the season...**2022:** Saw his first Major League action with the Pittsburgh Pirates, going 0-3 with three saves and a 4.91 ERA (25.2IP, 22H, 18R/14ER, 11BB, 26K, 3HR) in 26 relief appearances...began the season with Triple-A Indianapolis, going 2-0 with three saves and a 1.72 ERA (15.2IP, 8H, 3ER, 2BB, 20K, 1HR) in 12 relief outings...tossed 1.0 inning in a combined no-hitter on 4/13 at St. Paul (2K)...was selected to the Major League roster on 5/23...made his Major League debut on 5/25 vs. Colorado and tossed a scoreless ninth inning to close out a 10-5 win...struck out Brian Serven swinging for his first career Major League strikeout...allowed just 1H to 21BF from 6/3-21...recorded at least 1K in each of his first nine games from 6/3-23, the third-longest streak by a Pirates reliever to begin a career since data began being tracked in 1901, trailing only Diomedes Olivo's 13-game streak from 1960-62 and Cecilio Guante's 12-game streak from 1982-83...pitched a 1-2-3 ninth inning to record his first Major League save in an 8-7 win on 6/29 at Washington...was on the COVID-19 injured list from 7/3-6...recorded a four-out save with all the outs coming by way of strikeouts on 7/11 at Miami (since saves became an official statistic in 1969, the only other Pirates to record such a save were Goose Gossage on 6/22/77 at San Diego and Jason Christiansen on 7/25/98 vs. Atlanta)...was placed on the 60-day injured list on 8/12 with a strained right lat muscle and missed the remainder of the season...**2021:** Went 3-2 with two saves and a 1.52 ERA (23.2IP, 13H, 6R/4ER, 7BB, 25K, 2HR) in 16 combined relief appearances with Double-A Altoona (12G) and Triple-A Indianapolis (4G)...was placed on the injured list on 5/30 (retroactive to 5/29) with a forearm injury...was transferred to the 60-day injured list on 6/16 and reinstated on 9/9...was promoted to Indianapolis on 9/20...pitched 2.0 scoreless innings in his Triple-A debut on 9/23 at Omaha (1H, 1BB, 2K)...**2020:** Did not pitch due to the COVID-19 pandemic...**2019:** Spent the entire season with Single-A Greensboro, going 4-2 with 13 saves and a 1.44 ERA (50.0IP, 32H, 9R/8ER, 12BB, 73K, 3HR)...finished tied for third in the South Atlantic League and ranked second among all Pirates minor leaguers in saves...did not allow a run in 31 of his 37 appearances...following the season, was named an MiLB.com Organization All-Star...**2018:** Recorded a 2.45 ERA (18.1IP, 13H, 8R/5ER, 8BB, 24K, 0HR) and a .191 opponents' BA (13-for-68) in 12 combined relief appearances with the DSL Pirates 1 (7G), GCL Pirates (2G) and Rookie-level Bristol (3G)...**2017:** Went 1-0 with a 1.04 ERA (8.2IP, 1ER) and 4K in five relief appearances with the DSL Pirates...**2016:** Missed the entire season recovering from "Tommy John" surgery...**2015:** Made his professional debut, going 1-5 with a 4.73 ERA (59.0IP, 82H, 41R/31ER, 17BB, 28K, 1HR) in 14 starts with the DSL Pirates...recorded his first professional win on 6/9 at the DSL Braves (5.0IP, 7H, 2ER, 0BB, 3K)...**PERSONAL:** Full name is Yerry Paulino de los Santos (pronounced "Yairy").

NON-ROSTER INVITEE



De los Santos' Career Pitching Record

Year	Club	W	L	ERA	G	GS	CG	SHO	SV	IP	H	R	ER	HR	HP	BB	SO	WP	BK
2015	DSL Pirates	1	5	4.73	14	14	0	0	0	59.0	82	41	31	1	5	17	28	14	0
2017	DSL Pirates	1	0	1.04	5	0	0	0	0	8.2	7	3	1	0	0	3	4	0	0
2018	DSL Pirates 1	0	0	2.89	7	0	0	0	0	9.1	7	5	3	0	0	4	13	3	0
	GCL Pirates	0	0	0.00	2	0	0	0	0	3.0	1	0	0	0	0	1	1	0	0
	Bristol	0	0	3.00	3	0	0	0	0	6.0	5	3	2	0	0	3	10	2	0
2019	Greensboro	4	2	1.44	37	0	0	0	13	50.0	32	9	8	3	5	12	73	3	0
2021	Altoona	3	2	2.04	12	0	0	0	2	17.2	11	6	4	2	4	6	19	1	0
	Indianapolis	0	0	0.00	4	0	0	0	0	6.0	2	0	0	0	0	1	6	0	0
2022	Indianapolis	2	0	1.72	12	0	0	0	3	15.2	8	3	3	1	0	2	20	0	0
	PITTSBURGH	0	3	4.91	26	0	0	0	3	25.2	22	18	14	3	1	11	26	0	0
2023	Indianapolis	1	5	6.12	23	0	0	0	2	25.0	42	20	17	4	1	14	28	0	0
	PITTSBURGH	1	1	3.33	22	0	0	0	0	24.1	17	10	9	1	1	13	18	0	0
Minor League Totals		12	14	3.10	119	14	0	0	20	200.1	197	90	69	11	15	63	202	23	0
Major League Totals		1	4	4.14	48	0	0	0	3	50.0	39	28	23	4	2	24	44	0	0

DEES, Bailey – RHP

HT: 6-7; **WT:** 245; **B:** R; **T:** R; **BORN:** 2/5/99 in Charlotte, N.C.; **RESIDES:** Charlotte, N.C.; **COLLEGE:** Penn State University; **OBTAINED:** Selected by the Yankees in the 18th round of the 2021 First-Year Player Draft; **M.L. SVC:** 0.000; **PERSONAL:** Full name is Bailey Michael Dees...in four seasons at Penn State (2018-21), went 8-9 with a 4.52 ERA (175.1IP, 180H, 100R/88ER, 64BB, 176K, 16HR) in 43 appearances (33 starts).

DELGADO, Keiner – INF

HT: 5-8; **WT:** 159; **B:** S; **T:** R; **BORN:** 1/5/04 in Guarenas, Venezuela; **RESIDES:** Guarenas, Venezuela; **OBTAINED:** Signed by the Yankees as a non-drafted free agent on 5/6/21; **M.L. SVC:** 0.000; **CAREER NOTES:** 2023: Spent the entire season with the FCL Yankees, batting .293/.414/.485 (58-for-198) with 54R, 12 doubles, 1 triple, 8HR, 31RBI, 36BB and 36SB in 49 games...among qualified Yankees farmhands, ranked fourth in OBP, tied for fourth in stolen bases, ranked fifth in OPS (.899), sixth in SLG and seventh in BA...led the FCL in runs and stolen bases, ranked second in hits and total bases (96), third in XBH (21), tied for fourth in HR, fifth in doubles, sixth in OBP, seventh in SLG, eighth in OPS and ninth in walks...was named a Florida State League Postseason All-Star...was also named a Florida State League "Top MLB Prospect"...2022: Made his professional debut with the DSL Yankees, batting .310/.504/.506 (52-for-168) with 50R, 16 doubles, 4 triples, 3HR, 28RBI, 58BB and 34SB in 52 games...led Yankees farmhands in on-base percentage, tied for first in OPS (1.010), second in batting average and third in slugging percentage...among DSL hitters, ranked second in on-base percentage and walks, tied for second in stolen bases and tied for third in runs scored...was named a DSL Mid-Season and Postseason All-Star...was also named an Organization All-Star by MiLB.com...**PERSONAL:** Full name is Keiner Jhoan Delgado.

DIAZ, Indigo – RHP

HT: 6-6; **WT:** 255; **B:** R; **T:** R; **BORN:** 10/14/98 in North Vancouver, B.C., Canada; **RESIDES:** Alpharetta, Ga.; **COLLEGE:** Michigan State University; **OBTAINED:** Acquired by the Yankees from the Atlanta Braves along with INF Caleb Durbin in exchange for LHP Lucas Luetge on 12/28/22; **M.L. SVC:** 0.000; **CAREER NOTES:** Was originally selected by the Atlanta Braves in the 27th round of the 2019 First-Year Player Draft...2022: In 49 relief appearances with Double-A Mississippi, went 3-4 with four saves and a 3.08 ERA (49.2IP, 29H, 20R/17ER, 31BB, 63K, 4HR)...2021: Combined with High-A Rome and Double-A Mississippi to go 6-2 with five saves and a 1.20 ERA (45.0IP, 21H, 7R/6ER, 16BB, 83K, 2HR) in 32 relief outings...2020: Did not pitch due to the COVID-19 pandemic...2019: Made his professional debut with the Rookie-level FCL Braves, going 1-0 with a 3.48 ERA (10.1IP, 4ER) in six relief appearances...**PERSONAL:** Full name is Indigo Dunham Diaz.

DÍAZ, Keninson – RHP

HT: 6-2; **WT:** 195; **B:** R; **T:** R; **BORN:** 3/30/04 in Caracas, Venezuela; **RESIDES:** Miranda, Venezuela; **OBTAINED:** Signed by the Yankees as a non-drafted free agent on 1/15/22; **M.L. SVC:** 0.000.

DÍAZ, Yoljeldriz – RHP

HT: 6-0; **WT:** 187; **B:** R; **T:** R; **BORN:** 7/14/01 in San Felipe, Venezuela; **RESIDES:** San Felipe, Venezuela; **OBTAINED:** Signed by the Yankees as a non-drafted free agent on 12/12/18; **M.L. SVC:** 0.000.

DOWNES, Jeter – INF

HT: 5-11; **WT:** 197; **B:** R; **T:** R; **BORN:** 7/27/98 in San Andrés, Colombia; **RESIDES:** Miami, Fla.; **OBTAINED:** Claimed off waivers by the Yankees from the Washington Nationals on 12/19/23; **M.L. SVC:** 0.068; **CAREER NOTES:** Was originally selected by the Cincinnati Reds in Competitive Balance Round A (32nd overall) of the 2017 First-Year Player Draft...over parts of two Major League seasons (2022-23) with the Boston Red Sox (2022) and Washington Nationals (2023), has hit .182 (8-for-44) with 8R, 1 double, 1HR, 5RBI, 5BB and 2SB in 20 career games...has appeared defensively in his career at second base (10 games/seven starts), shortstop (seven games/two starts) and third base (six games/three starts)...2023: In six games with the Washington Nationals, was 2-for-5 (.400) with 4R, 1RBI and 2SB over three stints (4/11-5/3, 8/3-20, 8/24-26)...hit a "walk-off" single in the ninth inning on 8/13 vs. Oakland, his first career "walk-off" hit...batted .222 (40-for-180) with 32R, 13 doubles, 1 triple, 3HR, 20RBI, 37BB and 11SB in 60 combined games with Triple-A Rochester, the FCL Nationals and High-A Wilmington...was designated for assignment by the Nationals on 12/12 and claimed off waivers by the Yankees on 12/19...2022: Saw his first Major League action with the Boston Red Sox, batting .154 (6-for-39) with 4R, 1 double, 1HR, 4RBI and 1BB in 14 games over two stints (6/20-22, 7/9-29)...was recalled from Triple-A Worcester on 6/20...made his Major League debut on 6/22 vs. Detroit (0-for-4)...recorded his first Major League hit on 7/9 vs. the Yankees, hitting an RBI single in the 10th inning and later scoring the game-winning run...had also scored the game-tying run in the eighth inning after entering the game as a pinch runner...hit his first Major League HR on 7/17 at the Yankees, a two-run HR off Gerrit Cole in the third inning...spent the majority of the season with Worcester, hitting .197 (56-for-284) with 56R, 11 doubles, 1 triple, 16HR, 33RBI, 38BB and 18SB...was designated for assignment by the Red Sox on 12/15 and claimed off waivers by the Washington Nationals on 12/22...following the season, played with Indios de Mayaguez in the Puerto Rican Dominican Winter League...2021: Attended spring training with the Boston Red Sox as a non-roster invitee...spent the entire season with Triple-A Worcester, hitting .190 (68-for-357) with 39R, 9 doubles, 14HR, 39RBI, 38BB and 18SB in 99 games...ranked second among Red Sox farmhands with 18SB...participated in the SiriusXM All-Star Futures Game at Coors Field with the American League team, hitting a two-run double

NON-ROSTER INVITEE



3HR, 12RBI, 14BB and 21SB in 23 games for the Mesa Solar Sox in the Arizona Fall League...led the AFL with 21 stolen bases... was named to the AFL Fall Stars Game...was also named the AFL "Hitter of the Week" for Week 6...**2022:** Combined with Single-A Augusta and High-A Rome to hit .241/.352/.372 (92-for-382) with 72R, 22 doubles, 2 triples, 8HR, 62RBI, 50BB and 31SB in 105 games...**2021:** Made his professional debut with Rookie-level FCL Braves, hitting .268 (15-for-56) with 8R, 1 triple, 6RBI, 5BB and 12SB in 17 games...**PERSONAL:** In three seasons at Washington University in St. Louis (2019-21), hit .390 (141-for-362) with 117R, 33 doubles, 9 triples, 10HR, 89RBI, 41BB and 38SB in 92 games.

Durbin's Career Batting Record

Year	Club	AVG	G	AB	R	H	2B	3B	HR	RBI	SH	SF	HP	BB	SO	SB	CS	E	OBP	SLG
2021	FCL Braves	.268	17	56	8	15	0	1	0	6	0	0	1	5	3	12	1	0	.339	.304
2022	Augusta	.249	73	273	57	68	15	1	7	47	0	5	13	42	35	28	3	5	.369	.388
	Rome	.220	32	109	15	24	7	1	1	15	0	1	6	8	15	3	2	2	.306	.330
2023	Hudson Valley	.333	22	78	20	26	5	0	0	8	0	0	5	14	9	15	1	2	.464	.397
	Somerset	.291	47	175	26	51	12	1	4	17	0	0	7	12	9	21	7	2	.361	.440
Minor League Totals		.266	191	691	126	184	39	4	12	93	0	6	32	81	71	79	14	11	.367	.386

ESCANIO, Brenny – INF

HT: 5-9; **WT:** 175; **B:** S; **T:** R; **BORN:** 12/16/02 in Azua, D.R.; **RESIDES:** Azua, D.R.; **OBTAINED:** Acquired by the Yankees from the Milwaukee Brewers in exchange for RHP J.P. Feyereisen on 9/1/19; **M.L. SVC:** 0.000; **CAREER NOTES:** **2023:** Ranked seventh in the Florida State League and third among Yankees farmhands with 68 walks...also ranked second among Yankees farmhands with five triples...**2021:** Tied for seventh in the Dominican Summer League with 43 runs scored...**PERSONAL:** Full name is Brenny Luis Escanio...was originally signed by the Milwaukee Brewers as a non-drafted free agent on 7/2/19...did not appear in a game in the Brewers organization.

ESCARRA, J.C. – C

HT: 6-3; **WT:** 220; **B:** L; **T:** R; **BORN:** 4/24/95 in Hialeah, Fla.; **RESIDES:** Hialeah, Fla.; **COLLEGE:** Florida International University; **OBTAINED:** Signed by the Yankees as a minor league free agent on 1/11/24; **M.L. SVC:** 0.000; **CAREER NOTES:** Was originally selected by the Baltimore Orioles in the 15th round of the 2017 First-Year Player Draft...appeared defensively in Independent League (2022-23) and Mexican League (2023) at catcher, first base, third base, left field and right field after appearing exclusively in at first base his minor league career (2017-19, '21)...**2023:** Was traded from the Kansas City Monarchs of the American Association (Independent League) to the Gastonia Honey Hunters of the Atlantic League of Professional Baseball (Independent League) on 4/13...began the season with Gastonia, batting .348/423/707 (57-for-164) with 40R, 14 doubles, 15HR, 41RBI and 22BB in 41 games...was named the April/May "Player of the Month" after hitting .374 (43-for-115) with 26R, 12 doubles, 8HR, 31RBI and striking out just 11 times in 28 games with the club...at the time of the announcement, led the Atlantic League in hits, doubles and extra base hits (20)...signed with the Toros de Tijuana of the Mexican League on 6/20, hitting .329/421/610 (27-for-82) with 17R, 5 doubles, 6HR, 10RBI and 12BB in 21 games...was acquired by the Algodoneros Unión Laguna from the Toros de Tijuana on 7/14, hitting .263 (21-for-80) with 11R, 5 doubles, 2 triples, 1HR, 14RBI and 11BB...following the season, played for the Algodoneros de Guasave of the Mexican Pacific Winter League and Leones de Ponce of the Puerto Rican Winter League...**2022:** Was released by the Baltimore Orioles organization on 4/6...signed with the Kansas City Monarchs of the American Association (Independent League) on 4/7...hit .291 (68-for-234) with 52R, 14 doubles, 3 triples, 12HR, 35RBI and 38BB in 70 games with Kansas City...following the season, played for Leones de Ponce of the Puerto Rican Winter League...**2021:** Combined with Double-A Bowie and Triple-A Norfolk to hit .223 (69-for-310) with 48R, 14 doubles, 2 triples, 8HR, 38RBI and 43BB in 95 games...began the season with Bowie, batting .219 (28-for-128) with 26R, 4 doubles, 1 triple, 4HR, 17RBI and 22BB in 37 games...was promoted to Norfolk on 6/22, hitting .225 (41-for-182) with 22R, 10 doubles, 1 triple, 4HR, 21RBI and 21BB in 58 games...**2020:** Did not play due to the COVID-19 pandemic...**2019:** Spent the entire season with Single-A Frederick, batting .235 (104-for-442) with 48R, 16 doubles, 1 triple, 13HR, 57RBI and 52BB in 127 games...led the team in home runs, RBI, walks, total bases (161) and games played...**2018:** Hit .315 (67-for-213) with 31R, 10 doubles, 2 triples, 7HR, 38RBI and 20BB in 63 combined games with Single-A Frederick and short-season Single-A Aberdeen...began the season with Frederick, hitting .229 (8-for-35) with 1R, 1HR, 4RBI and 2BB...was transferred to Aberdeen on 4/30, batting .331 (59-for-178) with 30R, 10 doubles, 2 triples, 6HR, 34RBI and 18BB in 51 games...was named a New York-Penn League Mid-Season All-Star...led Aberdeen in HR, RBI, BA, OBP, SLG and OPS...**2017:** Made his professional debut with the GCL Orioles, batting .224 (43-for-192) with 23R, 18 doubles, 2HR, 34RBI and 40BB...**PERSONAL:** Full name is Juan Carlos Escarra...attended Florida International University (2014-17)...graduate of Mater Academy (Fla.)...batted .450 his senior year in 2013...was a 2013 First-Team All-Dade County selection and was named to the 2013 Rawlings Florida All-Region First Team...was originally selected by the New York Mets in the 32nd Round of the 2013 First-Year Player Draft but did not sign.

Escarra's Career Batting Record

Year	Club	AVG	G	AB	R	H	2B	3B	HR	RBI	SH	SF	HP	BB	SO	SB	CS	E	OBP	SLG
2017	GCL Orioles	.224	58	192	23	43	18	0	2	34	0	2	9	40	40	0	1	2	.379	.349
2018	Frederick	.229	12	35	1	8	0	0	1	4	0	0	2	6	1	0	0	.270	.314	
	Aberdeen	.331	51	178	30	59	10	2	6	34	0	1	9	18	22	0	0	2	.417	.511
2019	Frederick	.235	127	442	48	104	16	1	13	57	0	4	9	52	76	2	0	9	.325	.364
2020	Did Not Play - COVID-19 Pandemic																			
2021	Bowie	.219	37	128	26	28	4	1	4	17	0	2	6	22	35	2	0	2	.354	.359
	Norfolk	.225	58	182	22	41	10	1	4	21	2	4	5	21	41	4	0	2	.316	.357
2022	Played in Independent League																			
2023	Played in Independent League and Mexican League																			
Minor League Totals		.245	343	1157	150	283	58	5	30	167	2	13	38	155	220	9	1	17	.349	.381

ESCUADERO, Luis – INF

HT: 5-8; **WT:** 165; **B:** L; **T:** R; **BORN:** 2/9/06 in Aguadulce, Panama.; **RESIDES:** Aguadulce, Panama; **OBTAINED:** Signed by the Yankees as a non-drafted free agent on 4/28/23; **M.L. SVC:** 0.000; **CAREER NOTES:** **2023:** Made his professional debut with the DSL Yankees, hitting .248 (25-for-101) with 21R, 4 doubles, 2 triples, 2HR, 27RBI, 27BB and 45B in 31 games.



ESPINO, Kelvin – OF

HT: 6-2; WT: 215; B: L; T: R; BORN: 12/8/01 in Santo Domingo Este, D.R.; RESIDES: San Pedro de Macoris, D.R.; OBTAINED: Signed by the Yankees as a non-drafted free agent on 10/15/18; M.L. SVC: 0.000.

FACUNDO, Allen – LHP

HT: 6-2; WT: 215; B: L; T: L; BORN: 9/3/02 in Estado Vargas, Venezuela; RESIDES: La Guaira, Venezuela; OBTAINED: Signed by the Yankees as a non-drafted free agent on 5/15/21; M.L. SVC: 0.000; CAREER NOTES: 2023: Tied for second in the Florida Complex League with five wins...2021: Led the Dominican Summer League with 84 strikeouts...was named the DSL "Pitcher of the Week" for 8/30-9/5 after combining to toss 9.0 scoreless innings over two starts (3H, 20K, 1HP, 2WP).

FAMILIA, Christopher – OF

HT: 5-11; WT: 208; B: L; T: L; BORN: 6/10/00 in Baní, D.R.; RESIDES: Santo Domingo, D.R.; OBTAINED: Signed by the Yankees as a non-drafted free agent on 7/2/18; M.L. SVC: 0.000; CAREER NOTES: 2023: Split the season between Single-A Tampa and High-A Hudson Valley, hitting .307/.378/.617 (80-for-261) with 57R, 11 doubles, 2 triples, 22HR, 63RBI and 25BB in 68 combined games...was tied for fourth in home runs among Yankees farmhands...batted .398/.474/.928 (33-for-83) with 24R, 7 doubles, 2 triples, 11HR, 31RBI and 8BB in 21 games with Tampa...was named the Florida State League "Player of the Month" for June after batting .380/.456/.899 (30-for-79) with 22R, 7 doubles, 2 triples, 10HR, 28RBI, and 7BB in 20 games...was named the Florida State League "Player of the Week" (6/5-11) after hitting .400/.483/1.000 (10-for-25) with 10R, 3 doubles, 4HR, 11RBI, 2BB and 2HP in six games...was named the Florida State League "Player of the Week" (6/19-25) after batting .474/.524/1.053 (9-for-19) with 5R, 2 doubles, 3HR, 8RBI, 1BB and 1HP in five games...was promoted to Hudson Valley on 6/29, where batted .264 (47-for-178) with 33R, 4 doubles, 11HR, 32RBI and 17BB in 47 games...2022: His 6HR were tied for the most on the FCL Yankees...was named the FCL "Player of the Week" for 6/20-26 after hitting .571/.647/1.000 (8-for-14) with 7R, 3 doubles, 1HR, 6RBI and 3BB in four games...2021: Tied for fourth in the Dominican Summer League with 16 doubles.

FELIZ, Domingo – RHP

HT: 6-1; WT: 190; B: R; T: R; BORN: 1/8/02 in Santo Domingo, D.R.; RESIDES: Santo Domingo, D.R.; OBTAINED: Signed by the Yankees as a non-drafted free agent on 4/21/22; M.L. SVC: 0.000.

FERNANDEZ, Orvis – RHP

HT: 5-11; WT: 185; B: R; T: R; BORN: 7/14/03 in Dajabon, D.R.; RESIDES: Santiago D.R.; OBTAINED: Signed by the Yankees as a non-drafted free agent on 6/20/23; M.L. SVC: 0.000.

FLATT, Danny – RHP

HT: 6-4; WT: 215; B: R; T: R; BORN: 6/6/04 in Summerville, S.C.; RESIDES: Summerville, S.C.; OBTAINED: Selected by the Yankees in the 14th round of the 2023 First-Year Player Draft; M.L. SVC: 0.000; PERSONAL: Graduated from P27 Academy (S.C.) in 2023...was committed to play at Lipscomb University (Tenn.) before signing with the Yankees.

FLORES, Diego – C

HT: 5-11; WT: 160; B: R; T: R; BORN: 3/10/07 in Maracay, Venezuela; RESIDES: Palo Negro, Venezuela; OBTAINED: Signed by the Yankees as a non-drafted free agent on 1/15/24; M.L. SVC: 0.000.

FLORES, Rafael – C

HT: 6-4; WT: 229; B: R; T: R; BORN: 11/7/00 in Anaheim, Calif.; RESIDES: Anaheim, Calif.; COLLEGE: Rio Hondo College (Calif.); OBTAINED: Signed by the Yankees as a non-drafted free agent on 7/25/22; M.L. SVC: 0.000; CAREER NOTES: 2023: Spent the entire season with High-A Hudson Valley, batting .259 (99-for-382) with 49R, 15 doubles, 1 triple, 8HR, 41RBI, 49BB, 2HP and 35B in 105 games.

FRIAS, Ovandy – INF

HT: 6-0; WT: 177; B: R; T: R; BORN: 1/12/04 in Samana, D.R.; RESIDES: Samana, D.R.; OBTAINED: Signed by the Yankees as a non-drafted free agent on 12/13/22; M.L. SVC: 0.000.

FRICK, Tomas – C

HT: 5-11; WT: 210; B: R; T: R; BORN: 10/11/00 in Greenville, S.C.; RESIDES: Greenville, S.C.; COLLEGE: University of North Carolina; OBTAINED: Selected by the Yankees in the 15th round of the 2023 First-Year Player Draft; M.L. SVC: 0.000; PERSONAL: His father, Tod, was drafted by the Oakland Athletics in the 44th round of the 1991 First-Year Player Draft and played one season in the Athletics organization...his brother, Patrick, was drafted by the Seattle Mariners in the 14th round of the 2019 First-Year Player Draft and currently plays in the Mariners organization.

FRISTOE, Jackson – RHP

HT: 6-4; WT: 215; B: R; T: R; BORN: 3/6/01 in Paducah, Ky.; RESIDES: Brentwood, Tenn.; COLLEGE: Mississippi State University; OBTAINED: Selected by the Yankees in the 12th round of the 2022 First-Year Player Draft; M.L. SVC: 0.000; CAREER NOTES: 2023: Made his professional debut, going 1-4 with a 4.91 ERA (36.2IP, 25H, 20R/ER, 28BB, 45K, 3HR) in 13 combined appearances (11 starts) with the FCL Yankees and Single-A Tampa...PERSONAL: In two seasons with Mississippi State University, went 6-7 with one save, a 6.57 ERA (86.1IP, 63ER) and 116K in 40 games (16 starts).

FULGENCIO, Steven – RHP

HT: 6-3; WT: 220; B: R; T: R; BORN: 10/5/00 in San Pedro de Macoris, D.R.; RESIDES: San Pedro de Macoris, D.R.; OBTAINED: Signed by the Yankees as a non-drafted free agent on 10/15/18; M.L. SVC: 0.000.

GABONIA, Ocean – RHP

HT: 5-10; WT: 193; B: R; T: R; BORN: 7/31/01 in Hilo, Hawaii; RESIDES: Hilo, Hawaii; OBTAINED: Signed by the Yankees as a non-drafted free agent on 6/14/20; M.L. SVC: 0.000. CAREER NOTES: 2023: Spent the entire season with Single-A Tampa, going 4-0 with one save and a 5.03 ERA (53.2IP, 48H, 36R/30ER, 29BB, 49K, 5HR) in 36 relief outings...2021: Made his professional debut with the FCL Yankees, posting a 1.93 ERA (9.1IP, 3H, 3R/2ER, 7BB, 9K) in five appearances (two starts).



GABRIELSON, Cole – OF

HT: 6-0; **WT:** 193; **B:** R; **T:** R; **BORN:** 7/5/00 in Belmont, Calif.; **RESIDES:** Portola Valley, Calif.; **COLLEGE:** University of Southern California; **OBTAINED:** Signed by the Yankees as a non-drafted free agent on 7/18/23; **M.L. SVC:** 0.000; **CAREER NOTES:** **2023:** Made his professional debut, hitting .230/.330/.410 (23-for-100) with 14R, 5 doubles, 2 triples, 3HR, 17RB, 7BB, 8HP and 35B in 29 combined games with the FCL Yankees, Single-A Tampa and High-A Hudson Valley... **PERSONAL:** Full name is Leonard Cole Gabrielson...in two seasons (2022-23) with USC, batted .278 (65-for-234) with 47R, 10 doubles, 2 triples, 11HR, 50RB, 37BB, 4HP, 55F and 45B...previously played three seasons (2019-21) at College of San Mateo (Calif.)...his grandfather, Len, played nine professional seasons in the Majors with the Milwaukee Braves (1960, 63-64), Chicago Cubs (1964-65), San Francisco Giants (1965-66), California Angels (1967) and Los Angeles Dodgers (1967-70).

GARCÍA, Dony – RHP

HT: 6-2; **WT:** 210; **B:** R; **T:** R; **BORN:** 2/18/01 in Maracay, Venezuela; **RESIDES:** Maracay, Venezuela; **OBTAINED:** Signed by the Yankees as a non-drafted free agent on 7/12/19; **M.L. SVC:** 0.000; **CAREER NOTES:** **2022:** Was tied for second in wins among Dominican Summer League pitchers (eight)... **2021:** In his professional debut, went 2-3 with a 3.57 ERA (35.1IP, 19H, 15R/14ER, 25BB, 41K, 2HR) in 12 appearances (six starts) for the DSL Yankees.

GERBER, Joey – RHP

HT: 6-4; **WT:** 220; **B:** R; **T:** R; **BORN:** 5/3/97 in Maple Grove, Minn.; **RESIDES:** Maple Grove, Minn.; **COLLEGE:** University of Illinois; **OBTAINED:** Signed by the Yankees to a three-year minor league contract on 7/25/22 with an invitation to 2024 spring training; **M.L. SVC:** 0.153; **CAREER NOTES:** Was originally selected by the Seattle Mariners in the eighth round of the 2018 First-Year Player Draft...has appeared in one Major League season (2020) with Seattle, going 1-1 with a 4.02 ERA (15.2 IP, 13H, 8R/7ER, 5BB, 6K, 1HR) in 17 relief appearances... **2023:** Did not pitch due to "Tommy John" surgery recovery... **2022:** Made one rehab appearance (1.0IP, 1R/0ER) for the Rookie-level ACL Mariners before being released on 6/21...underwent "Tommy John" surgery on 7/1...the surgery was performed by Dr. Timothy Kremchek...was signed by the Yankees to a three-year minor league contract on 7/25... **2021:** Did not pitch after undergoing back surgery... **2020:** Saw his first Major League action with the Seattle Mariners, going 1-1 with a 4.02 ERA (15.2 IP, 13H, 8R/7ER, 5BB, 6K, 1HR) in 17 relief appearances...was selected from the Mariners' Alternate Training Site on 8/4 and made his Major League debut that day vs. Los Angeles-AL, tossing a scoreless sixth inning...collected his first career strikeout on 8/16 at Houston, striking out Yuli Gurriel (swinging)...earned his first career win vs. Texas on 9/5, recording 1K in a scoreless eighth inning...from 8/16-9/17, went 1-0 over 8.2 scoreless innings in 10 relief appearances...did not allow a run in 13-of-17 appearances...his 17 relief appearances with Seattle ranked second on the team... **2019:** Split the year with Single-A Modesto and Double-A Arkansas, going 1-4 with eight saves and a 2.59 ERA (48.2IP, 38H, 18R/14ER, 19BB, 69K, 2HR) in 44 combined relief appearances...began the season with Modesto, going 0-2 with a 3.46 ERA (26.0IP, 17H, 10ER, 12BB, 39K, 0HR) in 25 relief outings...was named a California League Mid-Season All-Star with Modesto...was promoted to Arkansas on 6/25, going 1-2 with a 1.59 ERA (22.2IP, 21H, 8R/4ER, 7BB, 30K, 2HR) in 19 relief appearances... **2018:** Split the year with short season Single-A Everett and Single-A Clinton, going 1-0 with eight saves, a 2.10 ERA (25.2IP, 6ER) and 43K in 22 combined relief appearances...averaged 15.08 K/9.0IP... **PERSONAL:** Full name is Joseph Cliff Gerber...graduated from Wayzata High School (Minn.) in 2015 and spent three seasons at the University of Illinois (2016-18).

Gerber's Career Pitching Record

Year	Club	W	L	ERA	G	GS	CG	SHO	SV	IP	H	R	ER	HR	HP	BB	SO	WP	BK
2018	Everett	1	0	1.93	13	0	0	0	6	14.0	9	3	3	0	0	6	21	2	0
	Clinton	0	0	2.31	9	0	0	0	2	11.2	9	3	3	0	0	5	22	2	1
2019	Modesto	0	2	3.46	25	0	0	0	8	26.0	17	10	10	0	1	12	39	3	1
	Arkansas	1	2	1.59	19	0	0	0	0	22.2	21	8	4	2	1	7	30	3	0
2020	SEATTLE	1	1	4.02	17	0	0	0	0	15.2	13	8	7	1	1	5	6	1	0
2021																			
2022	AZL Mariners	0	0	0.00	1	0	0	0	0	1.0	2	1	0	0	0	0	0	0	0
2023																			
	Minor League Totals	2	4	2.39	67	0	0	0	16	75.1	58	25	20	2	2	30	112	10	2
	Major League Totals	1	1	4.02	17	0	0	0	0	15.2	13	8	7	1	1	5	6	1	0

GIACONE, Michael – LHP

HT: 5-11; **WT:** 188; **B:** L; **T:** L; **BORN:** 10/23/96 in Fountain Valley, Calif.; **RESIDES:** Huntington Beach, Calif.; **COLLEGE:** North Greenville University; **OBTAINED:** Selected by the Yankees in the 28th round of the 2019 First-Year Player Draft; **M.L. SVC:** 0.000; **CAREER NOTES:** **2023:** Made 15 relief appearances with Double-A Somerset, going 1-1 with a 2.21 ERA (20.1IP, 14H, 7R/5ER, 11BB, 25K, 1HR)... **2021:** Made his professional debut with Low-A Tampa, leading the Low-A Southeast with eight wins... **PERSONAL:** Pitched one season (2019) at North Greenville (S.C.) University after two years (2017-18) at Orange Coast (Calif.) Community College...was named a 2019 ABCA/Rawlings Division II Second-Team All-Southeast Region...graduated from Ocean View (Calif.) H.S. in 2016.

GILBERT, Geoffrey – LHP

HT: 6-1; **WT:** 215; **B:** L; **T:** L; **BORN:** 5/3/01 in Charleston S.C.; **RESIDES:** Clemson, S.C.; **COLLEGE:** Clemson University (S.C.); **OBTAINED:** Selected by the Yankees in the 13th round of the 2022 First-Year Player Draft; **M.L. SVC:** 0.000; **CAREER NOTES:** **2023:** In his professional debut, went 5-3 with two saves and a 2.92 ERA (49.1IP, 35H, 17R/16ER, 28BB, 58K, 1HR) in 38 relief outings with Single-A Tampa...was tied for seventh in appearances among Florida State League pitchers... **PERSONAL:** In three seasons with Clemson University, went 9-8 with a 3.35 ERA (102.0IP, 38ER) and 122K.

GIVIN, Matt – RHP

HT: 6-3; **WT:** 211; **B:** R; **T:** R; **BORN:** 6/17/99 in Boston, Mass.; **RESIDES:** Castle Pines, Colo.; **OBTAINED:** Signed by the Yankees as a minor league free agent on 8/23/23; **M.L. SVC:** 0.000; **CAREER NOTES:** Was originally drafted by the Miami Marlins in the 20th round of the 2017 First-Year Player Draft... **2023:** Spent the entire season with High-A Beloit, going 3-0 with a 3.63 ERA (39.2IP, 36H, 20R/16ER, 13BB, 34K, 2HR) in 26 relief appearances... **2022:** Went 3-3 with a 5.05 ERA (51.2IP, 56H, 30R/29ER, 7BB, 51K, 3HR) in 28 games (one start) with High-A Beloit... **2021:** Spent the entire season with Single-A Jupiter, going 4-6 with a 3.80 ERA (90.0IP, 89H, 47R/38ER, 37BB, 74K, 8HR) in 19 appearances (14 starts)... **2019:** Went 5-1 with one save and a 2.74 ERA (46.0IP, 36H, 18R/14ER, 15BB, 35K, 2HR) in 10 games (five starts) with the GCL Marlins...among Florida Complex League pitchers, ranked first in winning percentage (.833), third in ERA, opponents' BA (.216) and WHIP (1.11), tied for third in wins and eighth in innings pitched...was named a Florida Complex League Postseason All-Star... **2017:** Made his professional debut, posting a 0.39 ERA (23.1IP, 16H, 4R/1ER, 6BB, 19K, 0HR) in seven starts for the GCL Marlins... **PERSONAL:** Attended Rock Canyon High School in Littleton, Colo...was committed to Xavier University before being drafted by the Marlins.



GÓMEZ, Alejandro – RHP

HT: 6-3; **WT:** 198; **B:** R; **T:** R; **BORN:** 8/3/02 in Ocotlán, México; **RESIDES:** Ocotlán, México; **OBTAINED:** Signed by the Yankees as a non-drafted free agent on 7/5/21; **M.L. SVC:** 0.000; **CAREER NOTES:** 2022: Tied for seventh among Dominican Summer League pitchers with 63K...was named the Dominican Summer League "Pitcher of the Month" for August after going 4-0 with a 0.52 ERA (17.1IP 6H, 2R/1ER, 8BB, 25K).

GÓMEZ, Antonio – C

HT: 5-3; **WT:** 220; **B:** R; **T:** R; **BORN:** 11/13/01 in Caracas, Venezuela; **RESIDES:** Miami, Fla.; **OBTAINED:** Signed by the Yankees as a non-drafted free agent on 7/2/18; **M.L. SVC:** 0.000; **CAREER NOTES:** 2022: Spent the entire season with Single-A Tampa, batting .252/.332/.369 (82-for-325) with 36R, 10 doubles, 2 triples, 8HR, 48RBI 35BB and 15B in 89 games...led the Tarpons in RBI, slugging percentage and hits...following the season, was tabbed as the "Best Defensive Catcher" in the Yankees system according to *Baseball America*...2021: Split the season with the FCL Yankees and Low-A Tampa, combining to hit .263 (41-for-156) with 28R, 10 doubles, 1 triple, 4HR, 23RBI and 26BB in 46 games...following the season, was rated by *Baseball America* as the "Best Defensive Catcher" in the Yankees system and the No. 10 prospect in the Florida Complex League...**PERSONAL:** Was ranked as the No. 13 prospect by MLB Pipeline and the No. 14 prospect by *Baseball America* in the 2018 international signing class.

GÓMEZ, Carlos – RHP

HT: 5-1; **WT:** 194; **B:** R; **T:** R; **BORN:** 6/14/98 in Esperanza, D.R.; **RESIDES:** Esperanza, D.R.; **OBTAINED:** Signed by the Yankees as a non-drafted free agent on 4/12/18; **M.L. SVC:** 0.000; **CAREER NOTES:** 2022: In 38 combined relief appearances with Single-A Tampa and High-A Hudson Valley, went 3-3 with six saves and a 2.84 ERA (66.2IP, 47H, 24R/21ER, 36BB, 78K, 3HR)...his six saves were tied for fourth among Yankees minor leaguers.

GÓMEZ, Santiago – INF

HT: 5-10; **WT:** 176; **B:** R; **T:** R; **BORN:** 4/5/04 in Ciudad de México, México; **RESIDES:** Puebla, México; **OBTAINED:** Signed by the Yankees as a non-drafted free agent on 1/19/22; **M.L. SVC:** 0.000; **CAREER NOTES:** 2023: Spent the entire season with the DSL Yankees, hitting .284/.467/.403 (38-for-134) with 36R, 10 doubles, 2HR, 32RBI, 31BB and 20SB in 41 games...led the DSL Yankees in batting average, RBI, on-base percentage, slugging percentage, OPS (.870) and runs scored.

GONZÁLEZ, Adrian – INF

HT: 6-2; **WT:** 179; **B:** R; **T:** R; **BORN:** 3/31/05 in Puerta Plata, D.R.; **RESIDES:** Puerta Plata, D.R.; **OBTAINED:** Signed by the Yankees as a non-drafted free agent on 12/13/22; **M.L. SVC:** 0.000.

GONZÁLEZ, Diego – OF

HT: 5-11; **WT:** 155; **B:** L; **T:** R; **BORN:** 3/30/07 in Tocuyito, Venezuela; **RESIDES:** Tocuyito, Venezuela; **OBTAINED:** Signed by the Yankees as a non-drafted free agent on 1/15/24; **M.L. SVC:** 0.000.

GONZÁLEZ, Josue – C

HT: 5-9; **WT:** 180; **B:** R; **T:** R; **BORN:** 10/30/03 in Valencia, Venezuela; **RESIDES:** Valencia, Venezuela; **OBTAINED:** Signed by the Yankees as a non-drafted free agent on 5/5/21; **M.L. SVC:** 0.000; **CAREER NOTES:** 2023: Spent the entire season with the DSL Yankees, batting .324/.517/.529 (33-for-102) with 32R, 13 doubles, 1 triple, 2HR, 20RBI, 38BB and 85B in 33 games...was named a Dominican Summer League Mid-Season All-Star.

GONZÁLEZ, Luis – OF

HT: 6-1; **WT:** 190; **B:** L; **T:** L; **BORN:** 9/10/95 in Hermosillo, México; **RESIDES:** Tucson, Ariz.; **COLLEGE:** University of New Mexico **OBTAINED:** Signed by the Yankees as a minor league free agent on 12/21/23; **M.L. SVC:** 2.055; **CAREER NOTES:** Was originally drafted by the Chicago White Sox in the third round of the 2017 First-Year Player Draft...over parts of three Major League seasons with the White Sox (2020-21) and San Francisco Giants (2022), has batted .250 (80-for-320) with 34R, 19 doubles, 2 triples, 4HR, 36RBI, 33BB and 105B in 107 career games...has appeared defensively at all three outfield positions in his Major League career: right field (72G/59GS), left field (55G/25GS) and center field (7G/5GS)...2023: Combined to hit .248 (26-for-105) with 16R, 6 doubles, 1 triple, 1HR, 7RBI, 14BB and 65B in 31 games with the ACL Giants Orange, ACL Giants Black and Triple-A Sacramento...missed the majority of the season after undergoing lower back surgery...2022: Signed with the San Francisco Giants as a minor league free agent on 3/14...hit .251 (78-for-311) with 31R, 17 doubles, 2 triples, 4HR, 36RBI, 30BB and 105B in 98 games with San Francisco...made five pitching appearances, marking the most by a Giants position player in a single season since Charlie Hickman made nine such appearances in 1901...had his contract selected on 4/22...recorded his first career RBI with a sac fly on 4/23 at Washington...hit his first Major League HR with a go-ahead two-run HR in the ninth inning on 4/25 at Milwaukee...was named the NL "Rookie of the Month" for May after hitting .368/.410/.500 (28-for-76) with 8R, 7 doubles, 1HR, 13RBI, 5BB and 35B in 23 games during the month...was placed on the 10-day injured list from 6/23 (retroactive to 6/22) through 7/9 with a lower back strain...was placed again on the 10-day injured list on 9/24 with a low back strain and missed the remainder of the season...also played in 20 games for Triple-A Sacramento, batting .289/.402/.539 (22-for-76) with 15R, 1 double, 6HR, 13RBI, 15BB and 45B...2021: Played in six games for the Chicago White Sox over two stints (4/27-30, 6/22-28), hitting .250 (2-for-8) with 2R, 2 doubles and 3BB...recorded his first Major League hit with a double in the second inning on 6/23 at Pittsburgh...was released by the White Sox on 8/9 and claimed off waivers by the San Francisco Giants on 8/11...was recalled by San Francisco on 8/15 and placed on the 60-day injured list after undergoing right shoulder surgery, missing the remainder of the season...in 40 games with Triple-A Charlotte, batting .241 (33-for-137) with 24R, 4 doubles, 7HR, 20RBI, 22BB and 95B...2020: Saw his first Major League action with the Chicago White Sox (8/18-8/28), appearing in three games (2PA/1AB, 1R, 1FP)...made his Major League debut on 8/18, entering the game as a defensive replacement and remaining in the game in CF (0-for-0, 1HP, 1R)...spent the majority of the season at the White Sox' Alternate Site...2019: Spent the entire season with Double-A Birmingham, hitting .247 (117-for-473) with 63R, 18 doubles, 4 triples, 9HR, 59RBI, 47BB and 175B in 126 games...among White Sox minor leaguers, ranked sixth in stolen bases and 10th in walks...also led Birmingham in runs scored and triples...was named the Southern League's "Player of the Week" from 7/29-8/4 after batting .429/.520/.905 (9-for-21) with 4R, 1 double, 3HR, 8RBI and 4BB in six games...following the season, was named the No. 10 prospect in the White Sox organization by *Baseball America*...2018: Split the season with Single-A Kannapolis and High-A Winston-Salem, hitting .307/.368/.498 (148-for-482) with 85R, 40 doubles, 5 triples, 14HR, 71RBI, 48BB and 105B in 117 combined games...among White Sox farmhands, ranked first in hits, doubles, runs scored, extra base hits (59) and total bases (240), third in RBI and slugging percentage, fourth in OPS (.866), fifth in batting average, seventh in triples and ninth in walks...was named the Carolina League's "Player of the Week" for 8/6-12, batting .412/.500/.941 (7-for-17) with 6R, 3 doubles, 2HR, 6RBI and 3BB in five games...was named a South Atlantic League Midseason All-

Star and an MLB.com Organization All-Star...following the season, was named the No. 9 prospect in the White Sox organization by *Baseball America*...**2017:** Made his professional debut, hitting .236/.351/.348 (59-for-250) with 29R, 14 doubles, 4 triples, 2HR, 15RBI, 42BB and 2SB in 67 combined games with Rookie-level Great Falls and Single-A Kannapolis...**PERSONAL:** Played baseball for three seasons at the University of New Mexico...as a sophomore, led the Lobos with a .381 BA, 63R, 21 doubles, 5 triples, a .470 OBP and 185B, while being named to the Second-Team All-Mountain West.

González's Career Batting Record

Year	Club	AVG	G	AB	R	H	2B	3B	HR	RBI	SH	SF	HP	BB	SO	SB	CS	E	OBP	SLG
2017	Great Falls	.118	4	17	3	2	1	0	0	3	0	1	0	4	3	0	0	0	.286	.176
	Kannapolis	.245	63	233	26	57	13	4	2	12	3	2	1	38	50	2	3	5	.356	.361
2018	Kannapolis	.300	55	230	35	69	16	2	8	26	1	2	21	57	7	2	1	.358	.491	
	Winston-Salem	.313	62	252	50	79	24	3	6	45	2	0	6	27	46	3	5	2	.376	.504
2019	Birmingham	.247	126	473	63	117	18	4	9	5	47	0	10	59	89	17	9	4	.316	.359
2020	CHICAGO-AL	.000	3	1	1	0	0	0	0	0	1	0	0	1	0	0	1	1	.500	.000
2021	Charlotte	.241	40	137	24	33	4	0	7	20	2	1	1	22	41	9	2	1	.352	.423
	CHICAGO-AL	.250	6	8	2	2	2	0	0	0	0	0	0	3	2	0	0	1	.455	.500
2022	Sacramento	.289	20	76	15	22	1	0	6	13	0	1	15	22	4	2	1	1	.402	.539
	SAN FRANCISCO	.251	98	311	31	78	17	2	4	36	4	0	5	30	75	10	2	5	.320	.357
2023	ACL Giants-O	.200	2	5	2	1	1	0	0	0	0	0	1	2	0	0	0	0	.333	.400
	ACL Giants-B	.167	2	6	0	1	0	0	0	1	1	0	0	2	0	0	0	0	.286	.167
	Sacramento	.255	27	94	14	24	5	1	1	6	2	1	13	20	6	2	1	1	.355	.362
Minor League Totals		.266	401	1523	232	405	83	14	39	185	16	5	22	188	332	48	25	15	.348	.416
Major League Totals		.250	107	320	34	80	19	2	4	36	0	5	5	33	78	10	2	6	.325	.359

GONZÁLEZ, Omar – RHP

HT: 6-4; **WT:** 210; **B:** R; **T:** R; **BORN:** 7/25/05 in Aguadulce, Panamá; **RESIDES:** Aguadulce, Panamá; **OBTAINED:** Signed by the Yankees as a non-drafted free agent on 1/15/22; **M.L. SVC:** 0.000.

GONZÁLEZ, Oscar – OF

NON-ROSTER INVITEE

HT: 6-4; **WT:** 230; **B:** R; **T:** R; **BORN:** 1/10/98 in Sabana Grande de Palenque, D.R.; **RESIDES:** San Cristobal, D.R.; **OBTAINED:** Claimed off waivers by the Yankees from Cleveland on 12/1/23; **M.L. SVC:** 1.040; **CAREER NOTES:** Was originally signed by Cleveland as a non-drafted free agent on 7/2/14...over two Major League seasons with Cleveland (2022-23), has hit .269 (144-for-535) with 54R, 34 doubles, 2 triples, 13HR, 55RBI and 20BB in 145 games...has made one Opening Day roster (2023 with Cleveland)...**2023:** Batted .214 (37-for-173) with 15R, 7 doubles, 2 triples, 2HR, 12RBI and 5BB in 54 games over three stints with Cleveland (3/30-5/5, 7/27-9/3, 9/29-10/1)...made his first Opening Day roster...also played in 83 games for Triple-A Columbus, hitting .287/.323/.496 (96-for-335) with 49R, 23 doubles, 4 triples, 13HR, 64RBI, 19BB and 25B...ranked among Cleveland farmhands in HR (tied for eighth), RBI (ninth), extra base hits (ninth, 40) and total bases (10th, 166)...was claimed off waivers by the Yankees on 12/1/...**2022:** Saw his first Major League action with Cleveland, batting .296/.327/.461 (107-for-362) with 39R, 27 doubles, 11HR, 43RBI and 15BB in 91 games...among AL rookies, ranked third in doubles, sixth in hits and seventh in HR and RBI...recorded 25H over his first 15 Major League games (5/26-6/11), marking the most hits by a rookie in franchise history through his first 15 career games...batted .417/.426/.567 (25-for-60) with 6R, 9 doubles, 6RBI and 1BB over that span...began the season with Triple-A Columbus, batting .282 (49-for-174) with 21R, 8 doubles, 2 triples, 9HR, 33RBI and 6BB in 41 games...was signed by Cleveland to a Major League contract and selected to the active roster on 5/26...made his Major League debut that night at Detroit, recording a single in the second inning off Tarik Skubal for his first Major League hit...hit his first Major League HR on 6/19 at Los Angeles-NL, a solo HR in the sixth inning off Andrew Heaney...was on the 10-day injured list from 6/30-8/2 with a right intercostal strain (also played in five rehab games with Double-A Akron)...from 9/4 through the end of the season, batted .326/.367/.519 (42-for-129) with 20R, 7 doubles, 6HR, 20RBI and 7BB in 31 games...reached base in 28 of his 31 games...among Major League batters over that span, ranked third in hits (11th in AL) and was tied for 11th in runs scored (eighth in AL)...hit his first career 2HR games: 9/9 at Minnesota (also career-high 5RBI) and 9/24 at Texas...batted .226 (7-for-31) with 2R, 1HR and 4RBI in seven postseason games...collected the go-ahead or game-winning RBIs in the ninth inning-or-later in three postseason games for Cleveland ("walk-off" home run in the 15th inning in ALWC Game 2 vs. Tampa Bay, go-ahead two-run single in the 10th inning in ALDS Game 2 at the Yankees, and "walk-off" single in the ninth inning in ALDS Game 3 vs. the Yankees)...became the second rookie in franchise history to record a "walk-off" RBI in a postseason game (also Tony Peña, "walk-off" HR in ALDS G1 vs. Boston)...joined David Ortiz as the only two players in Major League history to record three-or-more go-ahead RBI hits in the ninth inning-or-later in the same postseason...following the season, played with Estrellas Orientales in the Dominican Winter League...**2021:** Batted .293/.329/.542 (140-for-478) with 70R, 24 doubles, 1 triple, 31HR, 83RBI and 22BB in 121 combined games with Double-A Akron and Triple-A Columbus...led Cleveland minor leaguers in HR, RBI, SLG, hits, XBH (56) and total bases (259)...among all minor league hitters, was tied for sixth in total bases and tied for seventh in HR...was named an MLB.com Organization All-Star...began the season with Double-A Akron, hitting .330/.367/.601 (62-for-188) with 31R, 12 doubles, 13HR, 41RBI and 11BB in 49 games...recorded an 18-game hitting streak with Akron from 6/12-7/2, batting .380 (27-for-71) with 12R, 8 doubles, 4HR, 15RBI and 5BB over that span...was promoted to Triple-A Columbus on 7/6...at the time of his promotion, was leading Double-A Northeast in total bases (113) and SLG, ranked second in hits and BA, and third in HR, RBI and OPS (.968)...in 72 games with Columbus, he hit .269 (78-for-290) with 39R, 12 doubles, 1 triple, 18HR, 42RBI and 11BB in 72 games...following the season, played with Estrellas Orientales in the Dominican Winter League...**2020:** Did not play due to the COVID-19 pandemic...following the season, played with Estrellas Orientales in the Dominican Winter League...**2019:** Combined to hit .293/.315/.418 (141-for-481) with 53R, 27 doubles, 3 triples, 9HR, 70RBI, 15BB and 75B in 125 games with Single-A Lynchburg and Double-A Akron...among Cleveland farmhands, ranked second in hits, fifth in total bases (201), tied for sixth in doubles and seventh in BA and RBI...was named a Carolina League Mid-Season and Postseason All-Star...following the season, played with Estrellas Orientales in the Dominican Winter League...**2018:** Spent the entire season with Single-A Lake County, batting .292/.310/.435 (135-for-462) with 52R, 25 doubles, 1 triple, 13HR, 52RBI, 12BB and 55B in 114 games...ranked second among Cleveland minor leaguers in hits and fourth in total bases (201)...was named an MLB.com Organization All-Star...following the season, played with Estrellas Orientales in the Dominican Winter League...**2017:** Spent the entire season with short-season Single-A Mahoning Valley, hitting .283 (67-for-237) with 20R, 16 doubles, 3HR, 34RBI and 5BB in 55 games...ranked tied for third among New York-Penn League hitters in doubles, fourth in hits, fifth in RBI and tied for seventh in total bases (92)...was named a New York-Penn League Mid-Season All-Star...**2016:** Hit .297/.340/.554 (44-for-148) with 30R, 10 doubles, 2 triples, 8HR, 26RBI, 9BB and 45B in 41 games with the AZL Indians and short-season Single-A Mahoning Valley...was tied for first in the Arizona Complex League in HR and SLG, second in OPS (.908), tied for third in total bases (82) and tied for fourth in extra base hits (20)...was named the Arizona Complex League Most Valuable Player...was named an Arizona Complex League Postseason All-Star...**2015:** Made his professional debut, batting .203 (52-for-256) with 25R, 17 doubles, 1 triple, 4HR, 38RBI, 19BB and 15B in 70 games with the DSL Indians...**PERSONAL:** Full name is Oscar Luis González Arrindell.



González's Career Batting Record

Year	Club	AVG	G	AB	R	H	2B	3B	HR	RBI	SH	SF	HP	BB	SO	SB	CS	E	OBP	SLG
2015	DSL Indians	.203	70	256	25	52	17	1	4	38	0	4	3	19	65	1	3	4	.262	.324
2016	AZL Indians	.303	40	145	30	44	10	2	8	26	0	1	1	8	57	4	0	3	.342	.566
	Mahoning Valley	.000	1	3	0	0	0	0	0	0	0	0	1	1	0	0	1	2.50	.000	
2017	Mahoning Valley	.283	55	237	20	67	16	0	3	34	0	2	2	5	61	0	0	5	.301	.388
2018	Lake County	.292	114	462	52	135	25	1	13	52	0	4	2	12	107	5	6	12	.310	.435
2019	Lynchburg	.319	96	385	46	123	22	3	8	61	1	2	2	12	66	7	5	3	.342	.455
	Akron	.188	29	96	7	18	5	0	1	9	0	1	0	3	17	0	0	3	.210	.271
2020	Did Not Play - COVID-19 Pandemic																			
2021	Akron	.330	49	188	31	62	12	0	13	41	0	0	0	11	36	1	0	2	.367	.601
	Columbus	.269	72	290	39	78	12	1	18	42	0	0	4	11	76	0	1	4	.305	.503
2022	Columbus	.282	41	174	21	49	8	2	9	33	0	1	1	6	26	0	0	0	.308	.506
	CLEVELAND	.296	91	362	39	107	27	0	11	43	0	2	3	15	75	1	2	6	.327	.461
	Akron	.133	5	15	3	2	1	0	0	1	0	0	2	4	0	0	0	0	.235	.200
2023	CLEVELAND	.214	54	173	15	37	7	2	2	12	0	1	1	5	46	0	0	0	.239	.312
	Columbus	.287	83	335	49	96	23	4	13	64	0	6	2	19	83	2	0	2	.323	.496
Minor League Totals		.281	655	2586	323	726	151	14	90	401	1	21	17	109	599	20	15	39	.312	.454
Major League Totals		.269	145	535	54	144	34	2	13	55	0	3	4	20	121	1	2	6	.299	.413

GREENE, Zach – RHP

HT: 6-2; **WT:** 215; **B:** R; **T:** R; **BORN:** 8/29/96 in Jacksonville, Fla.; **RESIDES:** Jacksonville, Fla.; **COLLEGE:** University of South Alabama; **OBTAINED:** Selected by the Yankees in the eighth round of the 2019 First-Year Player Draft; **M.L. SVC:** 0.000; **CAREER NOTES:** 2023: Was selected by the New York Mets in the Major League Phase of the 2022 15 Draft and was returned to the Yankees on 3/14...played in 25 combined games (four starts) with the FCL Yankees and Triple-A Scranton/Wilkes-Barre...2022: Spent the entire season with Triple-A Scranton/Wilkes-Barre, going 9-0 with a 3.42 ERA (68.1IP, 51H, 33R/26ER, 32BB, 96K, 11HR) in 48 appearances (four starts)...ranked tied for fourth among International League pitchers in wins...2021: Following the season, was named an Arizona Fall League Rising Star with the Surprise Saguaros...2019: Spent most of the season with the GCL Yankees East and tied for second in the GCL with five saves...**PERSONAL:** Played collegiately at South Alabama (2018-19), St. Johns River (Fla.) C.C. (2017) and UNC-Asheville (2016)...as a senior in 2019, was named Second-Team All-America by the NCBWA and Third-Team All-America by D1Baseball.com after going 2-0 with a 1.45 ERA and 70K in 27 games...graduated in 2015 from Atlantic Coast (Fla.) H.S....was selected by Miami in the 15th round of the 2018 First-Year Player Draft but did not sign.

GROSZ, Josh – RHP

HT: 6-4; **WT:** 208; **B:** R; **T:** R; **BORN:** 9/5/02 in Twentynine Palms, Calif.; **RESIDES:** Virginia Beach, Va.; **COLLEGE:** East Carolina University (N.C.); **OBTAINED:** Selected by the Yankees in the 11th round of the 2023 First-Year Player Draft; **M.L. SVC:** 0.000; **PERSONAL:** Played three seasons at East Carolina University, going 8-7 with a 4.76 ERA (145.2IP, 131H, 81R/77ER, 67BB, 149K, 22HR) in 55 career appearances (27 starts)...was selected to the 2023 All-American Athletic Conference Second Team.

GUERRERO, Daniel – RHP

HT: 6-4; **WT:** 208; **B:** R; **T:** R; **BORN:** 1/26/04 in San Pedro de Macoris, D.R.; **RESIDES:** San Pedro de Macoris, D.R.; **OBTAINED:** Signed by the Yankees as a non-drafted free agent on 6/30/21; **M.L. SVC:** 0.000.

GUZMÁN, José – RHP

HT: 5-11; **WT:** 216; **B:** R; **T:** R; **BORN:** 12/26/01 in Cumana, Venezuela; **RESIDES:** Cumana, Venezuela; **OBTAINED:** Signed by the Yankees as a non-drafted free agent on 8/31/19; **M.L. SVC:** 0.000; **CAREER NOTES:** 2021: Was named the DSL "Pitcher of the Week" for 7/12-18 after tossing 6.1 scoreless relief innings over two appearances and recording one save (2BB, 5K, 1HP).

HALL, Anthony – OF

HT: 6-3; **WT:** 205; **B:** L; **T:** L; **BORN:** 2/9/01 in San Diego, Calif.; **RESIDES:** San Diego, Calif.; **COLLEGE:** University of Oregon; **OBTAINED:** Selected by the Yankees in the fourth round of the 2022 First-Year Player Draft; **M.L. SVC:** 0.000; **CAREER NOTES:** 2023: In his first full season, batted .246/.353/.403 (80-for-325) with 54R, 15 doubles, 3 triples, 10HR, 47RBI and 55B in 84 combined games with Single-A Tampa and High-A Hudson Valley...2022: Made his professional debut with the FCL Yankees...**PERSONAL:** In three seasons at the University of Oregon (2020-22), batted .307/.374/.554 (134-for-437) with 84R, 29 doubles, 8 triples, 21HR, 101RBI, 42BB and 75B in 124 games...as a senior in 2022, hit .333/.402/.640 (75-for-225) with 53R, 17 doubles, 5 triples, 14HR, 56RBI, 24BB and 55B in 60 games...his .640 SLG in 2022 was the highest in a single season in program history...was originally selected by the Atlanta Braves in the 35th round of the 2019 First-Year Player Draft, but did not sign...attended Point Loma (Calif.) H.S.

HAMPSHIRE, Carlos – RHP

HT: 5-10; **WT:** 150; **B:** R; **T:** R; **BORN:** 10/11/04 in Oaxaca, México; **RESIDES:** Puebla, México; **OBTAINED:** Signed by the Yankees as a non-drafted free agent on 1/25/23; **M.L. SVC:** 0.000.

HAMPTON, Chase – RHP

HT: 6-3; **WT:** 225; **B:** R; **T:** R; **BORN:** 8/7/01 in Kilgore, Tex.; **RESIDES:** Kilgore, Tex.; **COLLEGE:** Texas Tech University; **OBTAINED:** Selected by the Yankees in the sixth round of the 2022 First-Year Player Draft; **M.L. SVC:** 0.000; **CAREER NOTES:** 2023: Made his professional debut, splitting the season between High-A Hudson Valley and Double-A Somerset and going 4-3 with a 3.63 ERA (106.2IP, 85H, 51R/43ER, 37BB, 145K, 13HR) in 20 combined starts...among Yankees minor leaguers, ranked sixth in strikeouts and ninth in innings pitched...began the season with Hudson Valley, going 2-1 with a 2.68 ERA (47.0IP, 31H, 18R/14ER, 16BB, 77K, 5HR) in nine starts...was promoted to Somerset on 6/15 and went 2-2 with a 4.37 ERA (59.2IP, 54H, 33R/29ER, 21BB, 68K, 8HR) in 11 starts...following the season, was tabbed by *Baseball America* as the No. 6 prospect in the Yankees organization and the No. 72 prospect in baseball...was also labeled by the publication as having the "Best Fastball" and "Best Curveball" among Yankees farmhands...was also tabbed as the No. 92 overall prospect by MLB Pipeline...2022: Did not pitch...**PERSONAL:** In two seasons with Texas Tech, went 9-5 with a 4.10 ERA (101.0IP, 46ER) and 106K in 33 games (18 starts)...graduated from Kilgore H.S. (Tex.)...finished his high school career with a 1.94 ERA and 284K...was First Team All-State and District MVP.

NON-ROSTER INVITEE

HT: 6-3; **WT:** 225; **B:** R; **T:** R; **BORN:** 8/7/01 in Kilgore, Tex.; **RESIDES:** Kilgore, Tex.; **COLLEGE:** Texas Tech University; **OBTAINED:** Selected by the Yankees in the sixth round of the 2022 First-Year Player Draft; **M.L. SVC:** 0.000; **CAREER NOTES:** 2023: Made his professional debut, splitting the season between High-A Hudson Valley and Double-A Somerset and going 4-3 with a 3.63 ERA (106.2IP, 85H, 51R/43ER, 37BB, 145K, 13HR) in 20 combined starts...among Yankees minor leaguers, ranked sixth in strikeouts and ninth in innings pitched...began the season with Hudson Valley, going 2-1 with a 2.68 ERA (47.0IP, 31H, 18R/14ER, 16BB, 77K, 5HR) in nine starts...was promoted to Somerset on 6/15 and went 2-2 with a 4.37 ERA (59.2IP, 54H, 33R/29ER, 21BB, 68K, 8HR) in 11 starts...following the season, was tabbed by *Baseball America* as the No. 6 prospect in the Yankees organization and the No. 72 prospect in baseball...was also labeled by the publication as having the "Best Fastball" and "Best Curveball" among Yankees farmhands...was also tabbed as the No. 92 overall prospect by MLB Pipeline...2022: Did not pitch...**PERSONAL:** In two seasons with Texas Tech, went 9-5 with a 4.10 ERA (101.0IP, 46ER) and 106K in 33 games (18 starts)...graduated from Kilgore H.S. (Tex.)...finished his high school career with a 1.94 ERA and 284K...was First Team All-State and District MVP.



Hampton's Career Pitching Record

Year	Club	W	L	ERA	G	GS	CG	SHO	SV	IP	H	R	ER	HR	HP	BB	SO	WP	BK
2022																			
2023	Hudson Valley	2	1	2.68	9	9	0	0	0	47.0	31	18	14	5	0	16	77	5	0
	Somerset	2	2	4.37	11	11	0	0	0	59.2	54	33	29	8	0	21	68	5	2
	Minor League Totals	4	3	3.63	20	20	0	0	0	106.2	85	51	43	13	0	37	145	10	2

HARDMAN, Tyler – INF

HT: 6-3; **WT:** 230; **B:** R; **T:** R; **BORN:** 1/27/99 in Mission Viejo, Calif.; **RESIDES:** Kennesaw, Ga.; **COLLEGE:** University of Oklahoma; **OBTAINED:** Selected by the Yankees in the fifth round of the 2021 First-Year Player Draft; **M.L. SVC.:** 0.000; **CAREER NOTES:** **2023:** In 77 games with Double-A Somerset, batted .237/.332/.558 (67-for-283) with 56R, 9 doubles, 2 triples, 26HR, 56RBI, 40BB and 95B...led Eastern League batters with 26HR...was named the Eastern League "Player of the Week" from 6/26-7/2 after hitting .467/.579/1.533 (7-for-15) with 7R, 1 double, 5HR, 7RBI and 4BB in four games...was named the Eastern League "Player of the Week" from 7/17-23 after batting .474/.583/1.741 (9-for-19) with 7R, 1 double, 4HR, 8RBI, 5BB and 15B in five games...was named the Eastern League "Player of the Month" for July after hitting .228/.347/.620 (18-for-79) with 19R, 1 double, 10HR, 20RBI and 14BB in 21 games...**2022:** Combined with High-A Hudson Valley and Double-A Somerset, hitting .255 (105-for-412) with 53R, 16 doubles, 2 triples, 22HR, 81RBI, 40BB and 145B in 111 games...led Yankees minor leaguers in HR and RBI and ranked fourth in total bases (191)...ranked second in RBI (79), third in total bases (190) and fourth in HR (22) among South Atlantic League hitters...was named a South Atlantic League Postseason All-Star...following the season, played for the Mesa Solar Sox in the Arizona Fall League, hitting .325/.373/.662 (25-for-77) with 21R, 6 doubles, 1 triple, 6HR, 15RBI, 6BB and 15B in 20 games...was named an AFL Fall Star...was named the AFL "Hitter of the Week" for Week 5...was named to the All-AFL Team...**2021:** Made his professional debut, batting .243/.311/.421 (26-for-107) with 20R, 7 doubles, 4HR, 19RBI and 10BB in 33 combined games with the FCL Yankees and Low-A Tampa...**PERSONAL:** Full name is Tyler Ryan Hardman...as a redshirt junior with the University of Oklahoma, led the Big 12 with a .397 (89-for-224) batting average to go along with 49R, 19 doubles, 2 triples, 12HR, 49RBI and 34BB in 55 games...was a First Team All-Big 12 selection and earned First Team All-American honors by the NCBWA (National Collegiate Baseball Writers Association), ABCA (American Baseball Coaches Association) and Perfect Game...was also named one of four finalists for the Bobby Bragan Collegiate Slugger Award, recognizing the best hitter in Division I programs throughout Arkansas, Louisiana, New Mexico, Oklahoma and Texas...attended Temescal Canyon (Calif.) H.S...was originally selected out of high school by the Colorado Rockies in the 37th round of the 2017 MLB First-Year Player Draft, but did not sign.

HARVEY, Ryan – RHP

HT: 6-3; **WT:** 195; **B:** R; **T:** R; **BORN:** 2/8/01 in Palo Alto, Calif.; **RESIDES:** Roseville, Calif.; **COLLEGE:** UC Santa Barbara (Calif.); **OBTAINED:** Selected by the Yankees in the 11th round of the 2022 First-Year Player Draft; **M.L. SVC.:** 0.000; **CAREER NOTES:** **2023:** Made his professional debut, going 1-3 with a 3.94 ERA (45.2IP, 22R/20ER, 22BB, 48K, 6HR) in 13 combined games (12 starts) with the FCL Yankees and Single-A Tampa...**PERSONAL:** In three seasons with UC Santa Barbara (Calif.), went 0-2 with 13 saves, a 4.27 ERA (46.1IP, 22ER) and 54K in 35 games (two starts).

HENDRY, Brian – RHP

HT: 6-3; **WT:** 227; **B:** R; **T:** R; **BORN:** 10/11/99 in Medford, N.J.; **RESIDES:** West Berlin, N.J.; **COLLEGE:** Oklahoma State University; **OBTAINED:** Selected by the Yankees in the 10th round of the 2023 First-Year Player Draft; **M.L. SVC.:** 0.000...**PERSONAL:** Pitched collegiately at Oklahoma State University (2023) and St. John's University (2019-22)...did not play in 2022 due to injury...graduate of Shawnee H.S. (N.J.), where he was a two-year team captain and led the Renegades to Conference Championships in 2017 and 2018...earned All-Conference honors as a junior.

HENRÍQUEZ, Nolberto – RHP

HT: 6-4; **WT:** 203; **B:** R; **T:** R; **BORN:** 10/16/99 in La Vega, D.R.; **RESIDES:** La Vega, D.R.; **OBTAINED:** Signed by the Yankees as a non-drafted free agent on 8/16/18; **M.L. SVC.:** 0.000; **CAREER NOTES:** Was originally signed by the Colorado Rockies as a non-drafted free agent on 12/2/17 but the contract was later voided...**2023:** Following the season, played with the Mesa Solar Sox in the Arizona Fall League, posting a 6.75 ERA (6.2IP, 5ER) in eight relief appearances...**2022:** Tied for second in the Florida Complex League with 19 appearances...**2021:** His .857 winning percentage ranked second among Yankees minor leaguers...**2019:** Made his professional debut with the DSL Yankees, finishing 1-0 with a 5.40 ERA (8.1IP, 5ER).

HENSON, Spencer – INF

HT: 6-2; **WT:** 245; **B:** R; **T:** R; **BORN:** 11/3/97 in Tulsa, Okla.; **RESIDES:** Locust Grove, Okla.; **COLLEGE:** Oral Roberts University; **OBTAINED:** Selected by the Yankees in the ninth round of the 2019 First-Year Player Draft; **M.L. SVC.:** 0.000; **CAREER NOTES:** **2023:** Spent the entire season with High-A Hudson Valley, batting .252 (75-for-298) with 50R, 18 doubles, 14HR, 48RBI, 26BB ad 15B in 82 games...led the Renegades in HR...**PERSONAL:** Played three seasons (2017-19) at Oral Roberts (Okla.) University, winning the Summit League Triple Crown in each of his final two seasons...was also named the 2019 Summit League "Player of the Year" after slashing .362/.509/.768 (64-for-177) with 46R, 11 doubles, 2 triples, 19HR, 51RBI, 51BB and 25B in 50 games...graduated from Pryor (Okla.) H.S. in 2016 after earning three Louisville Slugger High School All-America honors...also played football and basketball at Pryor.

HERMANN, Sean – RHP

HT: 6-0; **WT:** 175; **B:** R; **T:** R; **BORN:** 6/13/03 in Valrico, Fla.; **RESIDES:** Valrico, Fla.; **OBTAINED:** Selected by the Yankees in the 14th round of the 2021 First-Year Player Draft; **M.L. SVC.:** 0.000; **CAREER NOTES:** **2023:** Spent the majority of the season with Single-A Tampa, going 7-6 with a 4.93 ERA (107.2IP, 59ER)...also made one start with High-A Hudson Valley (5.0IP, 1ER)...among Yankees farmhands, was tied for fifth in wins (eight) and starts (23) and ranked tied for seventh in winning percentage (.571) and eighth in innings pitched (112.2)...**2022:** Made his professional debut, going 2-0 with a 2.52 ERA (53.2IP, 47H, 20R/15ER, 13BB, 57K, 8HR) in 10 combined starts with the FCL Yankees and Single-A Tampa...led all Yankees minor leaguers in ERA, ranked third in WHIP (1.12) and sixth in opponents' batting average (.234)...**PERSONAL:** Had committed to play at the University of South Florida prior to signing with the Yankees...graduated from Durant H.S. (Fla.)...in 2021, went 9-0 with a 0.36 ERA (78.1IP, 4ER) and 135K in 16 appearances as a senior.

HERNÁNDEZ, Diomedes – C

HT: 5-11; **WT:** 165; **B:** R; **T:** R; **BORN:** 2/6/05 in Cabimas, Venezuela; **RESIDES:** Caracas, Venezuela; **OBTAINED:** Signed by the Yankees as a non-drafted free agent on 1/15/22; **M.L. SVC.:** 0.000.



HERRERA, Franyer – LHP

HT: 6-0; WT: 165; B: L; T: L; BORN: 5/3/05 in Maracaibo, Venezuela; RESIDES: Maracaibo, Venezuela; OBTAINED: Signed by the Yankees as a non-drafted free agent on 1/15/22; M.L. SVC: 0.000.

ILARRAZA, Luis – RHP

HT: 6-1; WT: 155; B: R; T: R; BORN: 7/30/06 in San Felipe, Venezuela; RESIDES: Valencia, Venezuela; OBTAINED: Signed by the Yankees as a non-drafted free agent on 1/15/24; M.L. SVC: 0.000.

IMBERT, Jhon – INF

HT: 6-1; WT: 205; B: R; T: R; BORN: 9/1/03 in Boca Chica, D.R.; RESIDES: Boca Chica, D.R.; OBTAINED: Signed by the Yankees as a non-drafted free agent on 6/30/21; M.L. SVC: 0.000; CAREER NOTES: 2023: Hit .278/.437/.500 (30-for-108) with 28R, 7 doubles, 1 triple, 5HR, 22RBI, 30BB and 175B in 34 games with the DSL Yankees...led the DSL Yankees in HR.

JASSO, Dylan – INF

HT: 6-1; WT: 220; B: R; T: R; BORN: 11/30/02 in Parral, Chihuahua, México; RESIDES: Parral, Chihuahua, México; COLLEGE: New Mexico Junior College; OBTAINED: Signed by the Yankees as a non-drafted free agent on 7/12/23; M.L. SVC: 0.000; CAREER NOTES: 2023: Made his professional debut, batting .320/.433/.493 (24-for-75) with 15R, 8 doubles, 1 triple, 1HR, 21RBI and 13BB in 21 combined games with the FCL Yankees and Single-A Tampa...was named the Florida Complex League "Player of the Month" for August after hitting .377/.486/.574 (23-for-61) with 15R, 7 doubles, 1 triple, 1HR, 20RBI and 11BB in 17 games with the FCL Yankees.

JAVIER, Andry – INF

HT: 5-8; WT: 175; B: S; T: R; BORN: 2/13/04 in Santo Domingo, D.R.; RESIDES: Santo Domingo, D.R.; OBTAINED: Signed by the Yankees as a non-drafted free agent on 11/1/21; M.L. SVC: 0.000; CAREER NOTES: 2023: Hit .299 (23-for-77) with 25R, 5 doubles, 1 triple, 1HR, 17RBI, 23BB and 105B in 28 games with the DSL Yankees.

JIMENEZ, Edgar – C

HT: 5-10; WT: 165; B: R; T: R; BORN: 11/3/06 in Santo Domingo, D.R.; RESIDES: Santo Domingo, D.R.; OBTAINED: Signed by the Yankees as a non-drafted free agent on 1/15/24; M.L. SVC: 0.000.

JIMENEZ, Richard – RHP

HT: 6-0; WT: 150; B: R; T: R; BORN: 5/16/05 in San Francisco de Macoris, D.R.; RESIDES: San Francisco de Macoris D.R.; OBTAINED: Signed by the Yankees as a non-drafted free agent on 6/20/23; M.L. SVC: 0.000.

JONES, Spencer – OF

HT: 6-7; WT: 240; B: L; T: L; BORN: 5/14/01 in Encinitas, Calif; RESIDES: Nashville, Tenn.; COLLEGE: Vanderbilt University (Tenn.) OBTAINED: Selected by the Yankees in the first round (25th overall) of the 2022 First-Year Player Draft; M.L. SVC: 0.000; CAREER NOTES: 2023: Hit .267 (128-for-480) with 71R, 29 doubles, 4 triples, 16HR, 66RBI, 49BB and 435B in 117 combined games with High-A Hudson Valley and Double-A Somerset...among Yankees farmhands, ranked first in doubles and stolen bases, third in hits, tied for third in triples, fourth in extra base hits (49) and total bases (213), tied for seventh in runs and 10th in RBI...spent the majority of the season with Hudson Valley, batting .268 (110-for-411) with 62R, 28 doubles, 4 triples, 13HR, 56RBI, 42BB and 355B in 100 games...was named to the American League roster for the SiriusXM All-Star Futures Game in Seattle on 7/9, starting the game in center field (0-for-1, 1BB)...was promoted to Somerset on 8/27 and hit .261 (18-for-69) with 9R, 1 double, 3HR, 10RBI, 7BB and 85B in 17 games...was named an MiLB.com Organization All-Star...following the season was tabbed by *Baseball America* as the No. 2 prospect in the Yankees organization and the No. 46 prospect in baseball...was tabbed as the No. 84 overall prospect by MLB Pipeline...2022: Made his professional debut, batting .344 (32-for-93) with 21R, 6 doubles, 4HR, 12RBI, 11BB and 125B in 25 combined games with the FCL Yankees (3G) and Single-A Tampa (22G)...following the season, was tabbed by *Baseball America* as the No. 6 prospect in the Yankees organization, as well as labeled as the "Best Athlete"...PERSONAL: Full name is Spencer George Jones...in three seasons at Vanderbilt University (2019-22), the left-handed batter hit .329/.418/.554 (118-for-359) with 86R, 30 doubles, 3 triples, 15HR, 73RBI, 43BB and 185B in 109 games...during his junior year in 2022, batted .370/.460/.643 with 21 doubles, 3 triples, 12HR, 60RBI and 145B in 61 games, earning All-SEC Second Team honors...additionally, received All-America Third Team honors by Perfect Game and was named to the ABCA/Rawlings Southeast All-Region Second Team...his 21 doubles in 2022 were the most in the SEC...prior to the 2022 First-Year Player Draft, was ranked as the No. 49 overall prospect by *Baseball America* and No. 51 by MLB Pipeline...was originally drafted by the Los Angeles Angels in the 31st round of the 2019 First-Year Player Draft out of high school, but did not sign...attended La Costa Canyon (Calif.) H.S.

NON-ROSTER INVITEE

Jones' Career Batting Record

Year	Club	AVG	G	AB	R	H	2B	3B	HR	RBI	SH	SF	HP	BB	SO	SB	CS	E	OBP	SLG
2022	FCL Yankees	.500	3	10	3	5	1	0	1	4	0	0	0	1	2	2	0	0	.545	.900
	Tampa	.325	22	83	18	27	5	0	3	8	0	0	2	10	18	10	0	1	.411	.494
2023	Hudson Valley	.268	100	411	62	110	28	4	13	56	0	2	2	42	133	35	9	4	.337	.450
	Somerset	.261	17	69	9	18	1	0	3	10	0	1	1	7	22	8	3	1	.333	.406
Minor League Totals		.279	142	573	92	160	35	4	20	78	0	3	5	60	175	55	12	6	.351	.459

KEAN, Chris – RHP

HT: 6-4; WT: 215; B: R; T: R; BORN: 6/12/02 in Harlingen, Tex.; RESIDES: Austin, Tex.; COLLEGE: University of Louisiana Monroe; OBTAINED: Signed by the Yankees as a non-drafted free agent on 7/14/23; M.L. SVC: 0.000;

KEANE, Sebastian – RHP

HT: 6-3; WT: 185; B: R; T: R; BORN: 11/2/00 in Methuen, Mass.; RESIDES: North Andover, Mass.; COLLEGE: Northeastern University (Mass.); OBTAINED: Selected by the Yankees in the 18th round of the 2022 First-Year Player Draft; M.L. SVC: 0.000; CAREER NOTES: 2023: Made his professional debut, going 2-2 with one save and a 2.56 ERA (31.2IP, 15H, 11R/9ER, 19BB, 43K, 1HR) in 20 combined appearances (two starts) with the FCL Yankees and Single-A Tampa...was tied for seventh in the Florida Complex League in appearances (18)...was named a Florida Complex League Postseason All-Star...PERSONAL: Went 24-17 with a 5.45 ERA (302.1IP, 342H, 230R/183ER, 104BB, 247K, 33HR) in three seasons (2020-22) at Northeastern...was originally drafted by the Boston Red Sox in the 11th round of the 2019 First-Year Player Draft, but did not sign...attended North Andover (Mass.) H.S.



KEATING, Matt – RHP

HT: 6-1; **WT:** 215; **B:** R; **T:** R; **BORN:** 12/8/00 in Omaha, Neb.; **RESIDES:** Omaha, Neb.; **COLLEGE:** University of Southern California; **OBTAINED:** Selected by the Yankees in the ninth round of the 2022 First-Year Player Draft; **M.L. SVC:** 0.000; **CAREER NOTES: 2023:** In his first full season, went 5-8 with two saves and a 3.58 ERA (65.1IP, 61H, 32R/26ER, 37BB, 93K, 6HR) in 40 appearances with Single-A Tampa...was tied for fifth among Florida State League pitchers in appearances...**PERSONAL:** Went 2-3 with seven saves, a 3.60 ERA (30.0IP, 12ER) and 44K in one season at USC...spent one season at Southeast CC in Lincoln, Neb. before transferring to USC, earning NJCAA Division I Region IX "Player of the Year" honors.

KIRK, Trevor – RHP

HT: 6-5; **WT:** 215; **B:** R; **T:** R; **BORN:** 10/4/00 in Wake Forest, N.C.; **RESIDES:** Wake Forest, N.C.; **COLLEGE:** Elon University (N.C.); **OBTAINED:** Selected by the Yankees in the 20th round of the 2022 First-Year Player Draft; **M.L. SVC:** 0.000; **PERSONAL:** In three seasons with Elon University (N.C.), went 5-3 with a 4.83 ERA (82.0IP, 44ER) and 106K.

LACRUZ, Andrés – OF

HT: 5-11; **WT:** 194; **B:** R; **T:** R; **BORN:** 1/25/05 in Merida, Venezuela; **RESIDES:** Merida, Venezuela; **OBTAINED:** Signed by the Yankees as a non-drafted free agent on 1/27/22; **M.L. SVC:** 0.000.

LAGRANGE, Carlos – RHP

HT: 6-6; **WT:** 230; **B:** R; **T:** R; **BORN:** 5/25/03 in Bayaguana, D.R.; **RESIDES:** Bayaguana, D.R.; **OBTAINED:** Signed by the Yankees as a non-drafted free agent on 2/3/22; **M.L. SVC:** 0.000.

LALANE, Henry – LHP

HT: 6-8; **WT:** 235; **B:** L; **T:** L; **BORN:** 5/18/04 in Bronx, N.Y.; **RESIDES:** Santo Domingo Este, D.R.; **OBTAINED:** Signed by the Yankees as a non-drafted free agent on 5/5/21; **M.L. SVC:** 0.000; **CAREER NOTES: 2023:** Went 1-0 with a 4.57 ERA (21.2IP, 17H, 12R/11ER, 4BB, 34K, 3HR) in eight games (five starts) with the FCL Yankees...following the season, was ranked as the No. 7 prospect in the Yankees organization according to *Baseball America*...**2022:** Among Yankees farmhands, ranked among qualified pitchers in WHIP (second, 1.01), ERA (third, 2.98) and opponents' batting average (third, .202).

LAMPSON, Joshawn – RHP

HT: 6-1; **WT:** 218; **B:** R; **T:** R; **BORN:** 6/23/05 in Bluefields, Nicaragua; **RESIDES:** Bluefields, Nicaragua; **OBTAINED:** Signed by the Yankees as a non-drafted free agent on 1/16/23; **M.L. SVC:** 0.000.

LANDRY, Andrew – RHP

HT: 6-2; **WT:** 193; **B:** R; **T:** R; **BORN:** 2/20/02 in Slidell, La.; **RESIDES:** Slidell, La.; **COLLEGE:** Southeastern Louisiana University **OBTAINED:** Selected by the Yankees in the 16th round of the of the 2023 First-Year Player Draft; **M.L. SVC:** 0.000.

LANGE, Justin – RHP

HT: 6-4; **WT:** 220; **B:** R; **T:** R; **BORN:** 9/11/01 in Fredericksburg, Tex.; **RESIDES:** Llano, Tex.; **OBTAINED:** Acquired by the Yankees from the San Diego Padres in exchange for INF Luke Voit on 3/18/22; **M.L. SVC:** 0.000; **CAREER NOTES: 2023:** Was originally selected by the Padres in the first round (34th overall - Competitive Balance Round A) of the 2020 First-Year Player Draft...**2023:** Went 2-5 with a 4.75 ERA (85.1IP, 62H, 56R/45ER, 63BB, 131K, 8HR) in 21 combined starts with Single-A Tampa and High-A Hudson Valley...his 131K ranked eighth among Yankees farmhands...was named the Florida State League "Pitcher of the Week" for 5/1-7 after not allowing a hit over 5.0 scoreless innings (3BB, 10K, 1HP) on 5/6 vs. Bradenton...**2022:** Went 3-1 with a 6.44 ERA (36.1IP, 26ER) and 51K in 12 starts with the FCL Yankees...his 12 starts were the most in the FCL...**2021:** Made his professional debut, making nine starts for the Rookie-level Arizona Complex League Padres, going 0-3 with a 6.95 ERA (22.0IP, 17ER) and 29K.

LARA, Gabriel – OF

HT: 5-9; **WT:** 170; **B:** L; **T:** L; **BORN:** 11/27/05 in Santo Domingo, D.R.; **RESIDES:** Santo Domingo, D.R.; **OBTAINED:** Signed by the Yankees as a non-drafted free agent on 1/17/23; **M.L. SVC:** 0.000...**CAREER NOTES: 2023:** Made his professional debut, batting .267/.401/.411 (39-for-146) with 34R, 7 doubles, 1 triple, 4HR, 29RBI, 28BB and 185B in 43 games with the DSL Bombers...his .401 OBP ranked sixth among qualified Yankees minor leaguers.

LEDESMA, José – LHP

HT: 5-11; **WT:** 189; **B:** L; **T:** L; **BORN:** 4/10/03 in Las Yayas, D.R.; **RESIDES:** Las Yayas, D.R.; **OBTAINED:** Signed by the Yankees as a non-drafted free agent on 7/1/21; **M.L. SVC:** 0.000.

LEITO, Joshua – INF

HT: 5-11; **WT:** 175; **B:** R; **T:** R; **BORN:** 3/20/05 in Willemstad, Curaçao; **RESIDES:** Willemstad, Curaçao; **OBTAINED:** Signed by the Yankees as a non-drafted free agent on 1/28/22; **M.L. SVC:** 0.000.

LIRANZO, Jesús – RHP

HT: 6-2; **WT:** 255; **B:** R; **T:** R; **BORN:** 3/7/95 in La Romana, D.R.; **RESIDES:** La Romana, D.R.; **OBTAINED:** Signed by the Yankees as a minor league free agent on 1/10/24; **M.L. SVC:** 0.000; **CAREER NOTES:** Over 10 minor league seasons in the Atlanta Braves (2012-13), Baltimore Orioles (2013, '15-17), Los Angeles Dodgers (2018), Pittsburgh Pirates (2018-19), Arizona Diamondbacks (2021-22), Washington Nationals (2023) and Yankees (2023) organizations, has gone 14-20 with 16 saves and a 4.53 ERA (358.0IP, 282H, 204R/180ER, 210BB, 418K, 44HR) in 238 combined appearances (15 starts)...**2023:** In 28 combined relief appearances in the Nationals and Yankees organizations with Double-A Somerset (20G), Triple-A Rochester (2G) and Triple-A Scranton/Wilkes-Barre (6G), went 3-3 with two saves and a 6.56 ERA (35.2IP, 37H, 29R/26ER, 22BB, 46K, 5HR)...also made eight relief appearances for the Lancaster Barnstormers of the Atlantic League (Independent), posting a 0.90 ERA (10.0IP, 1ER) with 18K...was signed by the Yankees on 6/27 and assigned to Somerset...following the season, played with Leones del Escogido in the Dominican Winter League.



LOCKRIDGE, Brandon – OF

HT: 6-0; **WT:** 190; **B:** R; **T:** R; **BORN:** 3/14/97 in Pensacola, Fla.; **RESIDES:** Pensacola, Fla.; **COLLEGE:** Troy University; **OBTAINED:** Selected by the Yankees in the fifth round of the 2018 First-Year Player Draft; **M.L. SVC:** 0.000; **CAREER NOTES:** **2023:** Split the season with Double-A Somerset and Triple-A Scranton/Wilkes-Barre, batting .296/.379/.414 (83-for-280) with 42R, 16 doubles, 4 triples, 3HR, 28RBI, 36BB and 405B in 92 games...was tied for second among Yankees minor leaguers in stolen bases and tied for third in triples...began the season with Somerset, hitting .313/.395/.510 (30-for-96) with 14R, 7 doubles, 3 triples, 2HR, 16RBI and 175B in 33 games...was promoted to Scranton/Wilkes-Barre on 6/10 and hit .288 (53-for-184) with 28R, 9 doubles, 1 triple, 1HR, 12RBI, 22BB and 235B in 59 games...following the season, was named by *Baseball America* as being the "Best Defensive Outfielder" among Yankees farmhands...**2022:** Spent the entire season with Double-A Somerset, batting .230 (96-for-418) with 67R, 18 doubles, 1 triple, 14HR, 49RBI, 36BB and 185B in 108 games...was tied for fifth among Yankees minor leaguers in runs scored...**2021:** Split the season with High-A Hudson Valley and Double-A Somerset, batting .298/.352/.495 (89-for-299) with 51R, 16 doubles, 2 triples, 13HR, 46RBI, 22BB and 185B in 75 games...ranked second among Yankees minor leaguers in batting average and fifth in slugging...**2020:** Did not play due to COVID-19 pandemic...**2019:** Led the South Atlantic League in extra-base hits (47), tied for third in doubles and finished fourth in total bases (204)...led Yankees farmhands in doubles and ranked fourth in hits...**2018:** Made his pro debut with the GCL Yankees West, batting .367 (11-for-30) with 8R, 2 doubles, 2 triples, 2RBI, 4BB and 35B in 10 games; **PERSONAL:** Played three seasons (2016-18) at Troy University (Ala.), where he hit .306 (219-for-715) with 135R, 38 doubles, 14 triples, 12HR, 101RBI, 70BB and 375B in 175 games...earned a 2018 ABCA/Rawlings Gold Glove Award...graduated from Pensacola Catholic (Fla.) H.S. in 2015...played on the 2015 Pensacola Catholic team that was named high school national champions by *USA Today* after completing a 30-0 season.

Lockridge's Career Batting Record

Year	Club	AVG	G	AB	R	H	2B	3B	HR	RBI	SH	SF	HP	BB	SO	SB	CS	E	OBP	SLG	
2018	GCL Yankees West	.367	10	30	8	11	2	2	0	2	0	1	2	4	6	3	0	0	.459	.567	
	Staten Island	.216	16	51	6	11	3	1	1	6	0	1	1	8	15	0	2	0	.328	.373	
2019	Charleston	.251	121	498	69	125	33	5	12	56	2	4	7	45	140	22	8	3	.319	.410	
2020		Did Not Play - COVID-19 Pandemic																			
2021	Hudson Valley	.256	32	125	18	32	6	2	3	22	0	1	1	9	27	5	1	0	.309	.408	
	Somerset	.328	43	174	33	57	10	0	10	24	0	1	3	13	58	13	1	0	.382	.557	
2022	Somerset	.230	108	418	67	96	18	1	14	49	0	3	7	36	125	18	4	2	.300	.378	
2023	Somerset	.313	33	96	14	30	7	3	2	16	0	3	1	14	22	17	2	2	.395	.510	
	Scranton/WB	.288	59	184	28	53	9	1	12	3	0	2	22	52	23	2	2	2	.370	.364	
Minor League Totals		.263	422	1576	243	415	88	15	43	187	5	14	24	151	445	101	21	9	.334	.420	

LOMBARD Jr., George – INF

HT: 6-3; **WT:** 200; **B:** R; **T:** R; **BORN:** 6/2/05 in Miami, Fla.; **RESIDES:** Miami, Fla.; **OBTAINED:** Selected by the Yankees in the first round (26th overall) of the 2023 First-Year Player Draft; **M.L. SVC:** 0.000; **CAREER NOTES:** **2023:** Made his professional debut, batting .311/.466/.356 (14-for-45) with 9R, 2 doubles, 6RBI, 13BB and 45B in 13 combined games with the FCL Yankees and Single-A Tampa...recorded 4H in a game on 9/3 vs. St. Lucie (4-for-5, 1R, 1 double, 3RBI)...following the season, was ranked by *Baseball America* as the No. 8 prospect in the Yankees organization...**PERSONAL:** Graduated in 2023 from Gulliver Prep H.S. (Fla.)...batted .478 (43-for-90) with 34R, 14 doubles, 6HR and 22RBI in 29 games as a senior in 2023...was named by the *Miami Herald* as one of the 2023 Miami-Dade County Athletes of the Year...entering the 2023 draft, was ranked as the No. 31 overall prospect by both *Baseball America* and MLB Pipeline...was committed to Vanderbilt University...is the son of current Detroit Tigers' Bench Coach George Lombard, who played six Major League seasons with Atlanta (1998-2000), Detroit (2002), Tampa Bay (2003) and Washington (2006).

LUCIANO, Jordy – RHP

HT: 5-10; **WT:** 163; **B:** R; **T:** R; **BORN:** 7/22/01 in Esperanza, D.R.; **RESIDES:** Esperanza, D.R.; **OBTAINED:** Signed by the Yankees as a non-drafted free agent on 2/25/22; **M.L. SVC:** 0.000.

LUNA, Jorge – RHP

HT: 5-10; **WT:** 180; **B:** R; **T:** R; **BORN:** 11/4/04 in El Rosario, México; **RESIDES:** El Rosario, México; **OBTAINED:** Signed by the Yankees as a non-drafted free agent on 1/26/23; **M.L. SVC:** 0.000.

MACIEJEWSKI, Josh – LHP

HT: 6-3; **WT:** 210; **B:** R; **T:** L; **BORN:** 8/14/95 in Morrisville, N.C.; **RESIDES:** Tampa, Fla.; **COLLEGE:** University of North Carolina at Charlotte; **OBTAINED:** Selected by the Yankees in the 10th round of the 2018 First-Year Player Draft; **M.L. SVC:** 0.000; **CAREER NOTES:** **2023:** In 30 combined relief appearances with High-A Hudson Valley, Double-A Somerset and Triple-A Scranton/Wilkes-Barre, went 6-3 with one save and a 2.96 ERA (45.2IP, 40H, 19R/15ER, 17BB, 46K, 3HR)...**2022:** In 15 games (two starts) with Double-A Somerset and Triple-A Scranton/Wilkes-Barre, went 4-2 with one save and a 3.65 ERA (37.0IP, 31H, 19R/15ER, 14BB, 50K, 3HR)...**2021:** Combined to go 9-6 with a 4.53 ERA (101.1IP, 93H, 55R/51ER, 34BB, 105K, 16HR) in 22 games (17 starts) between High-A Hudson Valley and Triple-A Scranton/Wilkes-Barre...earned High-A East "Pitcher of the Week" honors twice with Hudson Valley for 6/28-7/4 (1GS, 6.0IP, 2H, 1R, 9K) and 9/6-12 (1GS, W, 7.0IP, 4H, 11K)...his nine wins tied for most in the High-A East and ranked fourth among Yankees minor leaguers...**2020:** Did not pitch due to the COVID-19 pandemic...**2019:** Earned South Atlantic League "Pitcher of the Week" honors for 8/19-25 after tossing 8.0 shutout innings (2H, 1BB, 7K) on 8/21 vs. West Virginia...was named an MiLB.com Organization All-Star...**2018:** Ranked fourth among relievers in the Gulf Coast League with a 12.12K/9.0IP ratio (35K, 26.0IP)...**PERSONAL:** Pitched four seasons at Charlotte (2015-18), posting a 21-21 record and 4.36 ERA (330.1IP, 340H, 190R/160ER, 108BB, 264K, 22HR) in 63 games (55 starts)...left as the school's record holder in starts...graduated in 2014 from Panther Creek (N.C.) H.S., where he also played basketball.

MANZANO, Marco – LHP

HT: 6-3; **WT:** 176; **B:** L; **T:** L; **BORN:** 8/24/03 in Maracaibo, Venezuela; **RESIDES:** Maracaibo, Venezuela; **OBTAINED:** Signed by the Yankees as a non-drafted free agent on 1/15/24; **M.L. SVC:** 0.000.

MÁRQUEZ, Edinzo – RHP

HT: 6-2; **WT:** 220; **B:** R; **T:** R; **BORN:** 12/16/04 in Caracas, Venezuela; **RESIDES:** Valencia, Venezuela; **OBTAINED:** Signed by the Yankees as a non-drafted free agent on 1/26/23; **M.L. SVC:** 0.000.



MÁRQUEZ, Jesús – C

HT: 6-0; **WT:** 183; **B:** R; **T:** R; **BORN:** 9/2/06 in Barquisimeto, Venezuela; **RESIDES:** Cabudare, Venezuela; **OBTAINED:** Signed by the Yankees as a non-drafted free agent on 1/15/24; **M.L. SVC:** 0.000.

MARTE, Sabier – RHP

HT: 6-5; **WT:** 167; **B:** R; **T:** R; **BORN:** 2/10/04 in San Cristóbal, D.R.; **RESIDES:** San Cristóbal, D.R.; **OBTAINED:** Signed by the Yankees as a non-drafted free agent on 1/15/22; **M.L. SVC:** 0.000; **CAREER NOTES:** 2023: In 11 games (eight starts) with the DSL Yankees, went 2-0 with one shutout and a 2.43 ERA (40.2IP, 34H, 14R/11ER, 13BB, 42K, 0HR).

MARTIN, Garrett – OF

HT: 6-3; **WT:** 215; **B:** R; **T:** R; **BORN:** 6/28/00 in Arlington, Tex.; **RESIDES:** Broomfield, Colo.; **COLLEGE:** Austin Peay State University (Tenn.); **OBTAINED:** Signed by the Yankees as a non-drafted free agent on 7/14/23; **M.L. SVC:** 0.000; **PERSONAL:** Played three seasons at McLennan Community College (2019-21) and one season at Oklahoma State University (2022) before transferring to Austin Peay State (2023)...batted .333/.461/.709 (55-for-165) with 55R, 13 doubles, 2 triples, 15HR, 46RBI, 27BB and 7SB in 43 games at Austin Peay State...was originally selected by the Baltimore Orioles in the 22nd round of the 2019 First-Year Player Draft, but did not sign.

MARTINA, Sunayro – RHP

HT: 6-4; **WT:** 179; **B:** R; **T:** R; **BORN:** 10/9/03 in Dordrecht, Netherlands; **RESIDES:** Dordrecht, Netherlands; **OBTAINED:** Signed by the Yankees as a non-drafted free agent on 7/13/22; **M.L. SVC:** 0.000; **CAREER NOTES:** 2023: Made his pro debut, going 0-3 with a 3.86 ERA (28.0IP, 19H, 21R/12ER, 23BB, 34K, 1HR) in 12 games (six starts) with the DSL Bombers.

MARTÍNEZ, Brown – OF

HT: 5-10; **WT:** 161; **B:** R; **T:** R; **BORN:** 11/26/06 in Santo Domingo, D.R.; **RESIDES:** Santo Domingo, D.R.; **OBTAINED:** Signed by the Yankees as a non-drafted free agent on 1/15/24; **M.L. SVC:** 0.000.

MARTÍNEZ, Omar – C

HT: 5-11; **WT:** 230; **B:** L; **T:** R; **BORN:** 7/5/01 in San Félix, Venezuela; **RESIDES:** Guayana, Venezuela; **OBTAINED:** Signed by the Yankees as a non-drafted free agent on 6/15/18; **M.L. SVC:** 0.000; **CAREER NOTES:** 2023: Batted .251/.367/.445 (93-for-371) with 66R, 16 doubles, 1 triple, 18HR, 71RBI, 67BB and 85B in 105 games with Single-A Tampa...ranked among Florida State League batters in home runs (third), RBI (tied for third), total bases (165, fifth), SLG (sixth), extra base hits (35, tied for sixth), OPS (.812, seventh) and walks (eighth)...was named the Florida State League "Player of the Week" for 7/31-8/6 after hitting .435/.500/.957 (10-for-23) with 7R, 4HR, 10RBI, and 3BB in five games...was named a Florida State League Postseason All-Star...2021: Was named a Dominican Summer League Postseason All-Star after batting .250 (37-for-148) with 31R, 9 doubles, 6HR, 27RBI, 35BB and 15B in 49 combined games with both DSL Yankees teams.

MARTÍNEZ, Rafael – INF

HT: 5-10; **WT:** 170; **B:** R; **T:** R; **BORN:** 10/23/05 in Barquisimeto, Venezuela; **RESIDES:** Barquisimeto, Venezuela; **OBTAINED:** Signed by the Yankees as a non-drafted free agent on 2/27/23; **M.L. SVC:** 0.000.

MATHEUS, Juan – INF

HT: 5-10; **WT:** 155; **B:** S; **T:** R; **BORN:** 4/29/04 in Carora, Venezuela; **RESIDES:** Carora, Venezuela; **OBTAINED:** Signed by the Yankees as a non-drafted free agent on 1/27/22; **M.L. SVC:** 0.000; **CAREER NOTES:** 2022: Batted .252/.442/.472 (32-for-127) with 30R, 10 doubles, 3 triples, 4HR, 33RBI, 41BB and 155B in 45 games with the DSL Yankees.

MATIC, Richard – INF

HT: 6-0; **WT:** 200; **B:** R; **T:** R; **BORN:** 7/26/07 in La Romana, D.R.; **RESIDES:** La Romana, D.R.; **OBTAINED:** Signed by the Yankees as a non-drafted free agent on 1/15/24; **M.L. SVC:** 0.000.

MAURICIO, Alex – RHP

HT: 5-11; **WT:** 175; **B:** R; **T:** R; **BORN:** 9/24/96 in Midlothian, Va.; **RESIDES:** Midlothian, Va.; **COLLEGE:** Norfolk State University (Va.); **OBTAINED:** Selected by the Yankees in the 27th round of the 2017 First-Year Player Draft...voluntarily retired on 12/13/19 but returned for the 2022 season; **M.L. SVC:** 0.000; **CAREER NOTES:** 2023: Went 2-2 with five saves and a 3.14 ERA (48.2IP, 42H, 18R/17ER, 19BB, 45K, 5HR) in 36 relief appearances with Double-A Somerset...his five saves were tied for the fifth-most among Yankees farmhands.

MAYEA, Brando – OF

HT: 5-11; **WT:** 180; **B:** R; **T:** R; **BORN:** 9/12/05 in La Habana, Cuba; **RESIDES:** Santo Domingo, D.R.; **OBTAINED:** Signed by the Yankees as a non-drafted free agent on 1/17/23; **M.L. SVC:** 0.000; **CAREER NOTES:** 2023: Made his professional debut, batting .276/.382/.400 (40-for-145) with 27R, 7 doubles, 1 triple, 3HR, 18RBI, 22BB and 22SB in 38 games with the DSL Yankees; **PERSONAL:** Was ranked as the ninth-best prospect by MLB.com for the 2023 international signing period.

MEDINA, Christopher – RHP

HT: 6-1; **WT:** 185; **B:** R; **T:** R; **BORN:** 3/21/04 in Salcedo, D.R.; **RESIDES:** Salcedo, D.R.; **OBTAINED:** Signed by the Yankees as a non-drafted free agent on 4/21/22; **M.L. SVC:** 0.000; **CAREER NOTES:** 2023: Went 1-0 with one save and a 3.86 ERA (14.0IP, 10H, 6ER, 12BB, 10K, 1HR) in 12 relief appearances with the DSL Bombers.

MEDINA, Dilan – OF

HT: 6-2; **WT:** 190; **B:** R; **T:** R; **BORN:** 9/29/05 in Santo Domingo, D.R.; **RESIDES:** San Cristóbal, D.R.; **OBTAINED:** Signed by the Yankees as a non-drafted free agent on 1/15/24; **M.L. SVC:** 0.000.



MEDINA, Nelson – OF

HT: 6-3; **WT:** 195; **B:** R; **T:** R; **BORN:** 9/14/00 in San Cristóbal, D.R.; **RESIDES:** San Cristóbal, D.R.; **OBTAINED:** Signed by the Yankees as a non-drafted free agent on 7/2/17; **M.L. SVC:** 0.000; **CAREER NOTES:** **2023:** Batted .250/.343/.418 (52-for-208) with 30R, 9 doubles, 4 triples, 6HR, 30RBI, 29BB and 10SB in 62 combined games with Single-A Tampa and Triple-A Scranton/Wilkes-Barre...his four triples were tied for the third-most among Yankees farmhands...following the season, played with the Mesa Solar Sox in the Arizona Fall League and batted .161 (5-for-31) with 5R, 1 double, 1HR, 6RBI, 6BB and 1SB in 13 games.

MÉNDEZ, Joel – OF

HT: 6-2; **WT:** 220; **B:** R; **T:** R; **BORN:** 1/28/03 in Santo Domingo, D.R.; **RESIDES:** Santo Domingo, D.R.; **OBTAINED:** Signed by the Yankees as a non-drafted free agent on 12/6/19; **M.L. SVC:** 0.000; **CAREER NOTES:** **2023:** Batted .293/.363/.424 (29-for-99) with 15R, 4 doubles, 3 triples, 1HR, 10RBI, 11BB and 15B in 29 games with the FCL Yankees...**2022:** His five triples with the DSL Bombers were tied for the fourth-most among Yankees farmhands...**2021:** Was named Dominican Summer League "Player of the Week" for 7/12-18 after batting .333 (6-for-18) with 5R, 1 double, 3HR, 7RBI and 1BB in five games.

MENDOZA, Jordanlin – RHP

HT: 6-0; **WT:** 200; **B:** R; **T:** R; **BORN:** 11/14/03 in La Romana, D.R.; **RESIDES:** La Romana, D.R.; **OBTAINED:** Signed by the Yankees as a non-drafted free agent on 6/30/21; **M.L. SVC:** 0.000; **CAREER NOTES:** **2023:** In 10 relief appearances with the FCL Yankees, went 6-0 with a 4.40 ERA (28.2IP, 14ER) and 39K...was named the Florida Complex League "Pitcher of the Week" for 7/31-8/6 after tossing 5.0 no-hit innings of relief (7K, 1BK) on 8/3 vs. the FCL Blue Jays...**2022:** In his first full season, went 1-1 with a 2.95 ERA (55.0IP, 44H, 23R/18ER, 19BB, 77K, 3HR) in 13 games (12 starts) with the DSL Yankees...his 2.95 ERA was the second-lowest among qualified Yankees farmhands.

MERAN, Richard – OF

HT: 6-0; **WT:** 179; **B:** R; **T:** R; **BORN:** 6/25/06 in Santo Domingo Centro, D.R.; **RESIDES:** Santo Domingo Centro, D.R.; **OBTAINED:** Signed by the Yankees as a non-drafted free agent on 1/17/23; **M.L. SVC:** 0.000.

MERDA, Hayden – RHP

HT: 6-6; **WT:** 245; **B:** R; **T:** R; **BORN:** 3/21/00 in Laguna Hills, Calif.; **RESIDES:** Ladera Ranch, Calif.; **COLLEGE:** Azusa Pacific University (Calif.); **OBTAINED:** Selected by the Yankees in the 17th round of the 2022 First-Year Player Draft; **M.L. SVC:** 0.000; **CAREER NOTES:** **2023:** In 21 appearances (20 starts) with Single-A Tampa, went 3-6 with a 6.21 ERA (95.2IP, 66ER) and 96K...was named the Florida State League "Pitcher of the Week" for 5/22-28 after allowing just one hit over 6.0 scoreless innings (1BB, 8K, 1HP) in his start on 5/23 at Palm Beach...**PERSONAL:** In three seasons with Azusa Pacific University (Calif.), went 6-3 with eight saves, a 5.12 ERA (65.0IP, 37ER) and 92K.

MESSINGER, Zach – RHP

HT: 6-6; **WT:** 245; **B:** R; **T:** R; **BORN:** 10/4/99 in Newburgh, Ind.; **RESIDES:** Charlottesville, Va.; **COLLEGE:** University of Virginia; **OBTAINED:** Selected by the Yankees in the 13th round of the 2021 First-Year Player Draft; **M.L. SVC:** 0.000; **CAREER NOTES:** **2023:** In 21 games (20 starts) with High-A Hudson Valley, went 1-10 with a 4.36 ERA (97.0IP, 82H, 59R/47ER, 53BB, 113K, 13HR)...ranked 10th in the South Atlantic League in strikeouts...was promoted to Double-A Somerset on 9/12 and made one start with the Patriots...among Yankees farmhands, ranked tied for ninth in games started (21) and 10th in strikeouts (120) and innings pitched (101.1)...**PERSONAL:** In three seasons at the University of Virginia, finished 5-3 with a 4.42 ERA (99.2IP, 99H, 62R/49ER, 47BB, 107K, 12HR) in 51 games (11 starts).

MISIEWICZ, Anthony – LHP

HT: 6-1; **WT:** 200; **B:** R; **T:** L; **BORN:** 11/1/94 in Detroit, Mich.; **RESIDES:** Jacksonville, Fla.; **COLLEGE:** Michigan State University; **OBTAINED:** Signed by the Yankees as a minor league free agent on 12/7/23; **M.L. SVC:** 2.170; **CAREER NOTES:** Was originally selected by the Seattle Mariners in the 18th round of the 2015 First-Year Player Draft...in 130 career relief appearances over four Major League seasons with the Seattle Mariners (2020-22), Kansas City Royals (2022), Arizona Diamondbacks (2023), Detroit Tigers (2023) and Yankees (2023), has gone 8-9 with a 4.71 ERA (114.2IP, 125H, 65R/60ER, 37BB, 113K, 15HR)...led Seattle pitchers in appearances in 2020 (21G) and 2021 (66G), becoming the first pitcher to lead the club in appearances in consecutive seasons since Brandon League from 2010-11 (70G in 2010 and 65G in 2011)...has made three Opening Day rosters (2020-22 with Seattle)...**2023:** In 11 combined relief appearances with the Arizona Diamondbacks, Detroit Tigers and Yankees, went 2-0 with a 7.36 ERA (11.0IP, 17H, 11R/9ER, 6BB, 8K, 2HR)...spent the majority of the season in the minors with Triple-A Reno, ACL D-Backs Black, Triple-A Toledo and Triple-A Scranton/Wilkes-Barre, combining to go 5-2 with one save and a 4.10 ERA (41.2IP, 38H, 20R/19ER, 18BB, 49K, 6HR) in 33 appearances (two starts)...spent spring training with the St. Louis Cardinals after being acquired from Kansas City in exchange for cash considerations on 2/8...was acquired by Arizona from St. Louis in exchange for cash considerations on 3/31...in seven relief outings with the Diamondbacks, went 1-0 with a 5.63 ERA (8.0IP, 5ER) and 6K...was claimed off waivers by Detroit from Arizona on 6/18...made his only appearance with the Tigers on 6/27 at Texas (0.1IP, 4H, 3ER, 1HR)...was claimed off waivers by the Yankees from Detroit and assigned to Triple-A Scranton/Wilkes-Barre on 7/6...in 19 games (one start) with Scranton/Wilkes-Barre, went 3-1 with one save and a 3.91 ERA (25.1IP, 20H, 12R/11ER, 12BB, 30K, 5HR)...made his Yankees debut on 9/10 vs. Milwaukee, earning his second win of the season after tossing a scoreless 13th inning (1.0IP, 1BB, 1WP)...exited the game in the sixth inning on 9/15 at Pittsburgh after he was struck by a line drive...was placed on the 7-day concussion injured list on 9/16 and missed the remainder of the season...was non-tendered on 11/17...**2022:** Appeared in 32 games for the Seattle Mariners and Kansas City Royals, combining to go 1-2 with a 4.34 ERA (29.0IP, 27H, 15R/14ER, 10BB, 27K, 4HR)...began the season with Seattle, going 0-1 with a 4.61 ERA (13.2IP, 14H, 7ER, 6BB, 8K, 1HR) in 17 relief outings...was assigned to Triple-A Tacoma on 6/10...posted a 3.65 ERA (12.1IP, 5ER) and 13K in 13 relief appearances with Tacoma...was acquired by Kansas City from Seattle on 8/1 in exchange for cash considerations...was assigned to Triple-A Omaha, where he went 2-1 with a 4.05 ERA (6.2IP, 3ER) and 7K in eight relief outings...was recalled by Kansas City on 8/24 and remained with the club for the remainder of the season, going 1-1 with a 4.11 ERA (15.1IP, 13H, 8R/7ER, 4BB, 19K, 3HR)...recorded a career-high 6K on 9/1 at Chicago-AL (2.0IP, 3H, 2ER, 1HR, 1WP)...**2021:** Made a career-high 66 relief appearances with the Seattle Mariners, going 5-5 with a 4.61 ERA (54.2IP, 61H, 30R/28ER, 15BB, 53K, 7HR)...his 66 appearances led the team...did not allow a run in 50 of his 66 appearances...posted a career-long 12.0 scoreless inning stretch 9/17/20-5/2/21...did not allow a run in his first 12 appearances to begin the season, tossing 9.2 scoreless innings over that stretch...earned his first career Major League win on Opening Day, tossing a scoreless 10th inning on 4/1 vs. San Francisco (1.0IP)...was placed on the injured list from 4/12-16 (undisclosed injury) and 5/21-22 (COVID-19 contact tracing)...over a 24-game stretch from 6/11-8/14, went 1-1 with a 1.66 ERA (21.2IP, 4ER) and 23K...opponents batted .207 (17-for-82) over that span...was placed on the 10-day injured list from 8/25-9/4 with



a left forearm strain...**2020:** Saw his first Major League action with the Seattle Mariners, going 0-2 with a 4.05 ERA (20.0IP, 9ER, 6BB, 25K, 2HR) in 21 relief appearances...his 21 relief outings led Mariners pitchers...14 of his 21 appearances were scoreless...made his first Opening Day roster...made his Major League debut on Opening Day, tossing 1.0 inning of relief on 7/24 at Houston (2H, 1ER, 1K, 1WP)...struck out Jose Altuve swinging for his first career strikeout...**2019:** Went 9-8 with a 4.59 ERA (131.1IP, 67ER) with 125K in 26 combined games (24 starts) between Double-A Arkansas and Triple-A Tacoma...led Tacoma in wins, starts, innings pitched and strikeouts...was named PCL "Pitcher of the Week" from 7/29-8/4 after striking out 18 batters and allowing only 1R over 14.0 innings during that stretch...**2018:** Made 23 combined starts with Double-A Arkansas and the AZL Mariners, going 3-12 with a 5.24 ERA (103.0IP, 135H, 73R/60ER, 29BB, 95K, 14HR)...following the season, played with Peoria in the Arizona Fall League, going 1-1 with a 2.76 ERA (16.1IP, 5ER) and 13K over five starts...**2017:** Made 28 combined starts between Single-A Modesto and Double-A Arkansas in the Mariners organization and Double-A Montgomery in the Rays organization, going 11-6 with a 4.51 ERA (147.2IP, 148H, 79R/74ER, 43BB, 141K, 13HR)...was named the California League "Pitcher of the Week" with Modesto twice: 5/1-7 and 6/5-11...was acquired by Tampa Bay along with INF Luis Rengifo and a player to be named (INF Osmy Gregorio) from Seattle in exchange for RHP Ryan Garton and C Mike Marjama on 8/6...was named the Southern League "Pitcher of the Week" with Montgomery from 8/21-27...tossed a shutout on 8/27 vs. Mobile (W, 9.0IP, 5H, 1BB, 2K, 1WP)...following the season, was named an MiLB.com Organization All-Star with Seattle...was acquired by Seattle from Tampa Bay in exchange for international bonus slot money on 12/13...**2016:** Spent the entire season with Single-A Bakersfield, going 7-10 with a 4.79 ERA (157.2IP, 166H, 91R/84ER, 47BB, 115K, 21HR) in 29 starts...led all minor league pitchers in starts...was named the California League "Pitcher of the Week" from 4/25-5/1...**2015:** Made his professional debut with short-season Single-A Everett, making 14 appearance (seven starts)...**PERSONAL:** Full name is Anthony Gilbert Misiewicz (pronounced "mih-SEV-itch")...played college baseball at Michigan State University (2013-15) where he compiled a 1.72 record and 3.26 ERA over 168.1IP...was named the "Top Pitching Prospect" in the summer collegiate Great Lakes League in 2013...graduated from Anchor Bay (Mich.) H.S. in 2012...threw a no-hitter during senior season at Anchor Bay...was a two-sport athlete, also playing quarterback in football and was the team captain.

Misiewicz's Career Pitching Record

Year	Club	W	L	ERA	G	GS	CG	SHO	SV	IP	H	R	ER	HR	HP	BB	SO	WP	BK
2015	Everett	3	2	2.14	14	7	0	0	0	46.1	30	11	11	1	0	10	40	1	0
2016	Bakersfield	7	10	4.79	29	29	1	0	0	157.2	166	91	84	21	1	47	115	10	0
2017	Modesto	5	2	4.96	16	16	0	0	0	78.0	82	47	43	6	2	27	85	7	0
	Arkansas	3	3	4.35	7	7	0	0	0	41.1	40	20	20	4	1	11	32	3	0
	Montgomery	3	1	3.49	5	5	1	1	0	28.1	26	12	11	3	0	5	24	1	0
2018	Arkansas	3	12	5.51	21	21	0	0	0	98.0	133	73	60	14	1	29	91	4	0
	AZL Mariners	0	0	0.00	2	2	0	0	0	5.0	2	0	0	0	0	0	4	0	0
2019	Arkansas	1	2	2.52	7	7	1	0	0	35.2	36	10	10	0	0	7	36	1	0
	Tacoma	8	6	5.36	19	17	0	0	0	95.2	95	60	57	17	2	28	89	7	1
2020	SEATTLE	0	2	4.05	21	0	0	0	0	20.0	20	9	9	2	1	6	25	2	0
2021	SEATTLE	5	5	4.61	66	0	0	0	0	54.2	61	30	28	7	1	15	53	6	0
2022	SEATTLE	0	1	4.61	17	0	0	0	0	13.2	14	7	7	1	0	6	8	0	0
	Tacoma	0	0	3.65	13	0	0	0	0	12.1	10	5	5	2	1	6	13	0	0
	Omaha	2	1	4.05	8	0	0	0	0	6.2	3	3	3	2	0	1	7	0	0
	KANSAS CITY	1	1	4.11	15	0	0	0	0	15.1	13	8	7	3	0	4	19	1	0
2023	Reno	2	0	2.84	10	0	0	0	0	12.2	12	4	4	1	0	5	14	0	0
	ARIZONA	1	0	5.63	7	0	0	0	0	8.0	11	5	5	1	0	3	6	2	0
	AZL D-Backs	0	0	0.00	1	1	0	0	0	1.0	1	0	0	0	0	0	2	0	0
	Toledo	0	1	13.50	3	0	0	0	0	2.2	5	4	4	0	0	1	3	0	0
	DETROIT	0	0	81.00	1	0	0	0	0	0.1	4	3	3	1	0	0	0	0	0
	Scranton/WB	3	1	3.91	19	1	0	0	1	25.1	20	12	11	5	0	12	30	0	0
	YANKEES	1	0	3.38	3	0	0	0	0	2.2	2	3	1	0	0	3	2	1	0
Minor League Totals		40	41	4.50	174	113	3	1	1	646.2	661	352	323	76	8	189	585	34	1
Major League Totals		8	9	4.71	130	0	0	0	0	114.2	125	65	60	15	2	37	113	12	0

MONTERO, Estivenzon – OF

HT: 6-1; **WT:** 189; **B:** R; **T:** R; **BORN:** 10/9/06 in Santo Domingo Centro, D.R.; **RESIDES:** Santo Domingo Este, D.R.; **OBTAINED:** Signed by the Yankees as a non-drafted free agent on 1/15/24; **M.L. SVC:** 0.000.

MONTERO, Fidel – OF

HT: 6-1; **WT:** 200; **B:** R; **T:** R; **BORN:** 12/19/03 in Santo Domingo Centro, D.R.; **RESIDES:** Santo Domingo Norte, D.R.; **OBTAINED:** Signed by the Yankees as a non-drafted free agent on 2/6/21; **M.L. SVC:** 0.000; **CAREER NOTES:** **2023:** Batted .257/.419/.404 (47-for-183) with 41R, 6 doubles, 3 triples, 5HR, 23RBI, 44BB and 17SB in 53 games with the FCL Yankees...ranked third among Yankees farmhands in OBP...was named the Florida Complex League "Player of the Month" for June after hitting .344/.523/.641 (22-for-64) with 20R, 3 doubles, 2 triples, 4HR, 14RBI, 21BB and 7SB in 19 games with the FCL Yankees.

MONTERO, Hans – INF

HT: 6-11; **WT:** 182; **B:** R; **T:** R; **BORN:** 12/25/03 in Santo Domingo Centro, D.R.; **RESIDES:** San Cristóbal, D.R.; **OBTAINED:** Signed by the Yankees as a non-drafted free agent on 1/21/21; **M.L. SVC:** 0.000; **CAREER NOTES:** **2023:** Batted .257/.419/.404 (47-for-183) with 41R, 6 doubles, 3 triples, 5HR, 23RBI, 44BB and 17SB in 53 games with the FCL Yankees...ranked third among Yankees farmhands in OBP...was named the Florida Complex League "Player of the Month" for June after hitting .344/.523/.641 (22-for-64) with 20R, 3 doubles, 2 triples, 4HR, 14RBI, 21BB and 7SB in 19 games with the FCL Yankees.

MONTERO, Willy – OF

HT: 6-3; **WT:** 220; **B:** R; **T:** R; **BORN:** 8/4/04 in La Romana, D.R.; **RESIDES:** La Romana, D.R.; **OBTAINED:** Signed by the Yankees as a non-drafted free agent on 5/24/21; **M.L. SVC:** 0.000; **CAREER NOTES:** **2023:** Was named a Florida Complex League Postseason All-Star after batting .331/.389/.436 (60-for-181) with 30R, 9 doubles, 2 triples, 2HR, 43RBI, 16BB and 5SB in 47 games with the FCL Yankees...led Yankees farmhands in batting average and ranked ninth in OBP and 10th in OPS (.825).



MORALES, Coby – OF

HT: 6-3; **WT:** 220; **B:** L; **T:** R; **BORN:** 12/5/01 in Downey, Calif.; **RESIDES:** Downey, Calif.; **COLLEGE:** University of Washington; **OBTAINED:** Selected by the Yankees in the 18th round of the 2023 First-Year Player Draft; **M.L. SVC.:** 0.000; **CAREER NOTES: 2023:** Made his professional debut, batting .293/.408/.537 (12-for-41) with 8R, 7 doubles, 1HR, 10RBI and 8BB in 10 games with Single-A Tampa...**PERSONAL:** Played collegiately for two seasons at the University of Washington (2022-23) and Cypress College (2021).

MORRILL, Hueston – RHP

HT: 6-0; **WT:** 185; **B:** R; **T:** R; **BORN:** 11/27/99 in Gainesville, Fla.; **RESIDES:** Live Oak, Fla.; **COLLEGE:** Oklahoma State University; **OBTAINED:** Signed by the Yankees as a non-drafted free agent on 7/22/22; **M.L. SVC.:** 0.000; **PERSONAL:** Was a two-way player in four seasons at Oklahoma State (2019-22)...went 1-3 with one save, a 6.41 ERA (26.2IP, 19ER) and 30K in 17 appearances (two starts) from 2021-22...as an infielder, batted .256/.375/.380 (122-for-476) with 110R, 31 doubles, 2 triples, 8HR, 50RBI and 77BB in his career at Oklahoma State...graduated from Suwanee (Fla.) H.S. in 2018...was a two-way player who finished his high school career with a .291 batting average, 12HR, 44RBI and 255B, hitting mostly in the leadoff spot...also posted a career 1.40 ERA and 153K in 117.1 innings...as a senior, was named to the 2018 Perfect Game Third-Team All-American and All-Florida Region First Team.

MOSQUEDA, Oddanier – LHP

HT: 5-10; **WT:** 187; **B:** L; **T:** L; **BORN:** 5/6/99 in Caracas, Venezuela; **RESIDES:** Caracas, Venezuela; **OBTAINED:** Signed by the Yankees as a minor league free agent on 12/7/23; **M.L. SVC.:** 0.000; **CAREER NOTES:** Spent seven seasons in the Red Sox organization (2016-19, '21-23)...was originally signed by Boston as a non-drafted free agent on 7/2/15...**2023:** Attended spring training with the Red Sox as a non-roster invitee...spent the entire season with Triple-A Worcester, going 4-4 with a 5.31 ERA (61.0IP, 53H, 41R/36ER, 39BB, 74K, 10HR) in 48 games (three starts)...among Red Sox farmhands, ranked tied for third in appearances...following the season, pitched for Tiburones De La Guaira in the Venezuelan Winter League, going 0-1 with a 3.77 ERA (14.1IP, 9H, 6ER, 3BB, 9K, 0HR) in 18 appearances...**2022:** Spent the entire season with Double-A Portland, going 5-3 with two saves and a 4.30 ERA (58.2IP, 46H, 29R/28ER, 20BB, 76K, 9HR) in 45 appearances...ranked tied for third in appearances among Red Sox minor leaguers...following the season, made two appearances for Caribes De Anzoategui in the Venezuelan Winter League...**2021:** Went 2-1 with three saves and a 3.61 ERA (47.1IP, 30H, 21R/19ER, 25BB, 66K, 2HR) over 32 appearances with High-A Greenville...ended the season with a 15.0 scoreless inning streak beginning on 8/14...pitched for Venezuela in the WBSC Americas Olympic Baseball Qualifier...following the season, pitched for Caribes De Anzoategui in the Venezuelan Winter League...**2020:** Pitched for Caribes De Anzoategui in the Venezuelan Winter League, going 0-1 with one save and a 4.50 ERA (10.0IP, 14H, 5ER, 4BB, 3K, 0HR) in 10 appearances...**2019:** Spent the entire season with High-A Greenville, going 2-2 with two saves and 3.29 ERA (52.0IP, 44H, 23R/19ER, 21BB, 69K, 4HR) in 27 appearances...**2018:** Spent the entire season with Single-A Lowell, going 3-1 with a 2.84 ERA, 31.2IP, 19H, 13R/10ER, 21BB, 40K, 0HR) over 17 appearances...following the season, pitched for Caribes De Anzoategui in the Venezuelan Winter League, going 0-1 with an 8.31 ERA (4.1IP, 6H, 5R/4ER, 4BB, 6K, 1HR) in five games (one start)...**2017:** In 11 games (10 starts) with the GCL Red Sox, went 0-5 with a 7.38 ERA (39.0IP, 48H, 34R/32ER, 22BB, 31K, 3HR)...**2016:** Made his professional debut, going 2-2 with one save and a 2.36 ERA (42.0IP, 26H, 15R/11ER, 19BB, 54K, 0HR) in 16 appearances with the DSL Red Sox 1...**PERSONAL:** Full name is Oddanier Eduardo Mosqueda.

NON-ROSTER INVITEE

Mosqueda's Career Pitching Record

Year	Club	W	L	ERA	G	GS	CG	SHO	SV	IP	H	R	ER	HR	HP	BB	SO	WP	BK	
2016	DSL Red Sox1	2	2	2.36	16	0	0	0	1	42.0	26	15	11	0	3	19	54	9	0	
2017	GCL Red Sox	0	5	7.38	11	10	0	0	0	39.0	48	34	32	3	3	22	31	3	1	
2018	Lowell	3	1	2.84	17	0	0	0	1	31.2	19	13	10	0	1	21	40	2	0	
2019	Greenville	2	2	3.29	27	0	0	0	2	52.0	44	23	19	4	5	21	69	3	0	
2020	Did Not Pitch (COVID-19 Pandemic)																			
2021	Greenville	2	1	3.61	32	0	0	0	3	47.1	30	21	19	2	5	25	66	3	0	
2022	Portland	5	3	4.30	45	0	0	0	2	58.2	46	29	28	9	4	20	76	2	1	
2023	Worcester	4	4	5.31	48	3	0	0	0	61.0	53	41	36	10	11	39	74	2	0	
Minor League Totals	18	18	4.21	196	13	0	0	0	9	331.2	266	176	155	28	32	167	410	24	2	

MOYLAN, Josh – INF

HT: 6-4; **WT:** 215; **B:** L; **T:** R; **BORN:** 7/3/02 in Baltimore, Md.; **RESIDES:** Curtis Bay, Md.; **COLLEGE:** East Carolina University; **OBTAINED:** Signed by the Yankees as a non-drafted free agent on 7/14/23; **M.L. SVC.:** 0.000; **CAREER NOTES: 2023:** Made his pro debut, batting .241 (20-for-83) with 14R, 2HR, 9RBI and 16BB in 24 games with Single-A Tampa.

MUÑOZ, Anderson – RHP

HT: 5-9; **WT:** 197; **B:** R; **T:** R; **BORN:** 8/4/98 in La Cañada, Venezuela; **RESIDES:** La Cañada, Venezuela; **OBTAINED:** Signed by the Yankees as a non-drafted free agent on 10/13/17; **M.L. SVC.:** 0.000; **CAREER NOTES:** Was originally signed by Minnesota as a non-drafted free agent on 3/23/17 (contract voided)...**2021:** Combined to go 6-1 with a 3.73 ERA (50.2IP, 36H, 23R/21ER, 19BB, 74K, 6HR) in 16 games (nine starts) between Low-A Tampa and High-A Hudson Valley...**2019:** Began the season with Single-A Charleston, making six relief appearances...went 7-2 with a 2.60 ERA (62.1IP, 46H, 21R/18ER, 23BB, 63K) in 13 games (10 starts) with short-season Single-A Staten Island...tied for the New York-Penn League lead in wins and ranked fifth in ERA...**2018:** Following the season, played in the Venezuelan Winter League for the Aguilas de Zulia, going 2-1 with a 2.37 ERA (19.0IP, 11H, 5ER, 9BB/1BB, 17K, 1HR, 2WP) in 15 appearances.

MYATT, Tanner – RHP

HT: 6-6; **WT:** 240; **B:** R; **T:** R; **BORN:** 5/21/98 in Spring Lake, N.C.; **RESIDES:** Spring Lake, N.C.; **COLLEGE:** Florence-Darlington Technical College; **OBTAINED:** Selected by the Yankees in the 11th round of the 2018 First-Year Player Draft; **M.L. SVC.:** 0.000; **CAREER NOTES: 2023:** In 44 combined appearances with Double-A Somerset and Triple-A Scranton/Wilkes-Barre, went 4-1 with seven saves and a 2.78 ERA (58.1IP, 32H, 21R/18ER, 40BB, 72K, 4HR)...ranked among Yankees farmhands in saves (tied for second) and appearances (sixth)...**PERSONAL:** Pitched two seasons (2017-18) at Florence-Darlington Technical College (S.C.)...had committed to play at the College of Charleston (S.C.) before signing with the Yankees...graduated from Overhills (N.C.) H.S. in 2016.



NEELY, Jack – RHP

HT: 6-8; **WT:** 260; **B:** R; **T:** R; **BORN:** 6/5/00 in San Antonio, Tex.; **RESIDES:** San Antonio, Tex.; **COLLEGE:** Ohio State; **OBTAINED:** Selected by the Yankees in the 11th round of the 2021 First-Year Player Draft; **M.L. SVC:** 0.000; **CAREER NOTES: 2023:** Was named a South Atlantic League Postseason All-Star after going 5-3 with six saves and a 2.03 ERA (48.2IP, 27H, 15R/11ER, 17BB, 74K, 4HR) in 31 relief appearances with High-A Hudson Valley...also made 11 appearances with Double-A Somerset, going 1-2 with one save, a 2.55 ERA (17.2IP, 5ER) and 26K...his seven total saves were tied for the second-most among Yankees farmhands...also ranked tied for seventh in appearances...was named an Organization All-Star by MiLB.com...**2022:** In his first full professional season, went 4-1 with seven saves, a 3.58 ERA (50.1IP, 20ER) and 87K in 38 relief appearances between Single-A Tampa and High-A Hudson Valley...his seven saves ranked third among Yankees farmhands and tied for fourth in the FSL...**PERSONAL:** Full name is Jack Preston Neely.

NIVAR, Rafelin – LHP

HT: 5-10; **WT:** 160; **B:** L; **T:** L; **BORN:** 10/21/01 in Peravia, D.R.; **RESIDES:** Peravia, D.R.; **OBTAINED:** Signed by the Yankees as a non-drafted free agent on 1/15/22; **M.L. SVC:** 0.000.

NIXON, Aaron – RHP

HT: 6-0; **WT:** 215; **B:** R; **T:** R; **BORN:** 7/19/01 in McAllen, Tex.; **RESIDES:** McAllen, Tex.; **COLLEGE:** Mississippi State University; **OBTAINED:** Signed by the Yankees as a non-drafted free agent on 7/17/23; **M.L. SVC:** 0.000.

OGANDO, Luis – INF

HT: 5-10; **WT:** 168; **B:** R; **T:** R; **BORN:** 10/11/03 in Santo Domingo Centro, D.R.; **RESIDES:** Santo Domingo, D.R.; **OBTAINED:** Signed by the Yankees as a non-drafted free agent on 11/1/21; **M.L. SVC:** 0.000; **CAREER NOTES: 2023:** Batted .352/.446/.541 (43-for-122) with 36R, 11 doubles, 4HR, 28RBI, 17BB and 135B in 36 games with the DSL Yankees.

PACIOREK, Nick – RHP

HT: 6-2; **WT:** 215; **B:** R; **T:** R; **BORN:** 6/1/98 in Tarzana, Calif.; **RESIDES:** Brandon, Fla.; **COLLEGE:** Northwestern University; **OBTAINED:** Selected by the Yankees in the seventh round of the 2019 First-Year Player Draft; **M.L. SVC:** 0.000; **CAREER NOTES: 2023:** Went 4-1 with three saves and a 2.63 ERA (24.0IP, 16H, 8R/7ER, 12BB, 29K, 1HR) in 20 relief appearances with High-A Hudson Valley...**PERSONAL:** Played three seasons (2017-19) at Northwestern (Ill.) University...was a catcher for his freshman and sophomore seasons before fully converting to the mound by his junior season in 2019...graduated in 2016 from Oaks Christian (Calif.) H.S....his uncle, Tom, played 18 Major League seasons and is a member of the National Collegiate Baseball Hall of Fame...full name is Nicholas Andrew Paciorek.

PALENCIA, Manuel – C

HT: 6-0; **WT:** 223; **B:** R; **T:** R; **BORN:** 9/5/02 in Valencia, Venezuela; **RESIDES:** Valencia, Venezuela; **OBTAINED:** Signed by the Yankees as a non-drafted free agent on 8/31/19; **M.L. SVC:** 0.000; **CAREER NOTES: 2023:** In 32 combined games with the FCL Yankees and Single-A Tampa, batted .286 (30-for-105) with 13R, 3 doubles, 10RBI and 10BB.

PALENSKY, Aaron – OF

HT: 5-10; **WT:** 200; **B:** R; **T:** R; **BORN:** 9/22/98 in Omaha, Neb.; **RESIDES:** Council Bluffs, Iowa; **COLLEGE:** University of Nebraska; **OBTAINED:** Signed by the Yankees as a non-drafted free agent on 6/18/20; **M.L. SVC:** 0.000; **CAREER NOTES: 2023:** Hit .245/.369/.519 (82-for-335) with 72R, 20 doubles, 3 triples, 22HR, 68RBI, 54BB and 235B in 103 combined games with High-A Hudson Valley (32G), Double-A Somerset (62G) and Triple-A Scranton/Wilkes-Barre (9G)...ranked among Yankees minor league batters in SLG (fourth), home runs (tied for fourth), extra base hits (45, fifth), runs scored (sixth), OPS (.888, seventh), RBI (tied for eighth) and total bases (174, 10th)...was named the South Atlantic League "Player of the Week" for 5/22-28 after hitting .619/.680/1.238 (13-for-21) with 9R, 5 doubles, 1 triple, 2HR, 7RBI, 3BB, 1HP and 35B in five games with Hudson Valley...**PERSONAL:** Full name is Aaron Thomas Palensky...played one season at Southeast Community College (Neb.) in 2018 before transferring to the University of Nebraska, where he played two seasons (2019-20)...batted .316 (87-for-275) with 58R, 16 doubles, 2 triples, 11HR, 54RBI and 45BB in 71 career games with the Cornhuskers...as a sophomore in 2019, led the team in batting average (.320), hits (71), runs scored (43), home runs (7) and total bases (107), and tied for first in doubles (11) and triples (two)...earned Second Team All-Big Ten honors in 2019...graduated from Papillion La Vista South High School (Neb.) in 2017.

PANACUAL, Josue – RHP

HT: 5-10; **WT:** 184; **B:** R; **T:** R; **BORN:** 1/13/02 in Los Teques, Venezuela; **RESIDES:** Barlovento, Venezuela; **OBTAINED:** Signed by the Yankees as a non-drafted free agent on 10/11/18; **M.L. SVC:** 0.000.

PAULINO, Alexis – RHP

HT: 5-11; **WT:** 186; **B:** R; **T:** R; **BORN:** 5/5/03 in Santo Domingo Centro, D.R.; **RESIDES:** Santo Domingo Centro, D.R.; **OBTAINED:** Signed by the Yankees as a non-drafted free agent on 11/5/21; **M.L. SVC:** 0.000.

PEÑA, Anthony – INF

HT: 5-10; **WT:** 157; **B:** R; **T:** R; **BORN:** 12/27/05 in Caracas, Venezuela; **RESIDES:** Barlovento, Venezuela; **OBTAINED:** Signed by the Yankees as a non-drafted free agent on 3/6/23; **M.L. SVC:** 0.000; **CAREER NOTES: 2023:** Made his professional debut, batting .247 (20-for-81) with 16R, 5 doubles, 2HR, 12RBI, 9BB and 55B in 26 games with the DSL Yankees.

PERALTA, Dexters – INF

HT: 6-1; **WT:** 170; **B:** S; **T:** R; **BORN:** 7/11/07 in Santo Domingo Este, D.R.; **RESIDES:** Santo Domingo Este, D.R.; **OBTAINED:** Signed by the Yankees as a non-drafted free agent on 1/15/24; **M.L. SVC:** 0.000.

PERES, Michael – LHP

HT: 6-0; **WT:** 180; **B:** L; **T:** L; **BORN:** 9/18/03 in Santo Domingo, D.R.; **RESIDES:** Santo Domingo, D.R.; **OBTAINED:** Signed by the Yankees as a non-drafted free agent on 7/1/21; **M.L. SVC:** 0.000.



PÉREZ, Dayro – INF

HT: 6-0; **WT:** 190; **B:** R; **T:** R; **BORN:** 1/31/02 in Azua, D.R.; **RESIDES:** Azua, D.R.; **OBTAINED:** Signed by the Yankees as a non-drafted free agent on 7/2/18; **M.L. SVC:** 0.000; **CAREER NOTES: 2021:** Was named the Dominican Summer League “Player of the Week” for 9/13-19 after batting .750 (9-for-12) with 9R, 3 doubles, 1 triple, 2HR, 9RBI and 4BB in four games...ranked second in the DSL with 54R and tied for second with 355B...his 355B were the third-most among Yankees minor leaguers.

PÉREZ, Edgleen – C

HT: 5-11; **WT:** 188; **B:** R; **T:** R; **BORN:** 5/25/06 in Valencia, Venezuela; **RESIDES:** Valencia, Venezuela; **OBTAINED:** Signed by the Yankees as a non-drafted free agent on 3/6/23; **M.L. SVC:** 0.000; **CAREER NOTES: 2023:** Made his professional debut, batting .259/.389/.317 (36-for-139) with 22R, 8 doubles, 29RBI, 30BB and 5SB in 39 games with the DSL Bombers...ranked 10th among Yankees farmhands in OBP.

PESTANA, Leonardo – RHP

HT: 6-4; **WT:** 245; **B:** R; **T:** R; **BORN:** 7/30/98 in Guatire, Venezuela; **RESIDES:** Aragua, Venezuela; **OBTAINED:** Signed by the Yankees as a non-drafted free agent on 2/26/18; **M.L. SVC:** 0.000.

PIERRE, Louis – OF

HT: 6-1; **WT:** 160; **B:** L; **T:** L; **BORN:** 9/12/04 in Port Au Prince, Haiti; **RESIDES:** Santo Domingo Oeste, D.R.; **OBTAINED:** Signed by the Yankees as a non-drafted free agent on 1/15/22; **M.L. SVC:** 0.000.

PINEDA, Queni – C

HT: 5-10; **WT:** 190; **B:** R; **T:** R; **BORN:** 5/29/07 in Azua, D.R.; **RESIDES:** Santo Domingo Este, D.R.; **OBTAINED:** Signed by the Yankees as a non-drafted free agent on 1/15/24; **M.L. SVC:** 0.000.

POLIMIR, Edwar – LHP

HT: 5-11; **WT:** 166; **B:** L; **T:** L; **BORN:** 11/5/00 in La Romana, D.R.; **RESIDES:** La Romana, D.R.; **OBTAINED:** Signed by the Yankees as a non-drafted free agent on 7/1/21; **M.L. SVC:** 0.000.

POZO, Miguel – LHP

HT: 6-2; **WT:** 200; **B:** L; **T:** L; **BORN:** 9/9/01 in Santo Domingo Centro, D.R.; **RESIDES:** Santo Domingo Centro, D.R.; **OBTAINED:** Signed by the Yankees as a non-drafted free agent on 7/2/19; **M.L. SVC:** 0.000; **CAREER NOTES: 2023:** Went 2-1 with a 1.88 ERA (24.0IP, 15H, 8R/5ER, 19BB, 26K, 1HR) in 13 relief appearances with the FCL Yankees...2022: His 70K with the DSL Bombers were the fourth-most in the DSL.

PUELLO, Luis – C

HT: 5-11; **WT:** 170; **B:** R; **T:** R; **BORN:** 1/22/06 in Sucre, Venezuela; **RESIDES:** Baranquilla, Colombia; **OBTAINED:** Signed by the Yankees as a non-drafted free agent on 2/24/23; **M.L. SVC:** 0.000.

QUEZADA, Joshua – RHP

HT: 6-2; **WT:** 202; **B:** R; **T:** R; **BORN:** 5/4/04 in La Paz Centro, Nicaragua; **RESIDES:** La Paz Centro, Nicaragua; **OBTAINED:** Signed by the Yankees as a non-drafted free agent on 1/16/23; **M.L. SVC:** 0.000; **CAREER NOTES: 2023:** Made his professional debut, going 6-0 with a 3.69 ERA (46.1IP, 36H, 22R/19ER, 18BB, 48K, 2HR) in 11 games (four starts) with the DSL Yankees...among qualified Yankees farmhands, ranked in opponents’ BA (.214, third), WHIP (1.17, fifth) and ERA (ninth).

RAMÍREZ, Abraham – INF

HT: 5-9; **WT:** 170; **B:** L; **T:** R; **BORN:** 10/8/04 in Acarigua, Venezuela; **RESIDES:** Arauca, Venezuela; **OBTAINED:** Signed by the Yankees as a non-drafted free agent on 1/15/22; **M.L. SVC:** 0.000; **CAREER NOTES: 2023:** Batted .311/.471/.379 (32-for-103) with 36R, 4 doubles, 1HR, 15RBI, 31BB and 145B in 35 games with the DSL Bombers.

REYES, Christofer – INF

HT: 5-10; **WT:** 154; **B:** R; **T:** R; **BORN:** 8/23/07 in Santo Domingo Centro, D.R.; **RESIDES:** Santo Domingo Norte, D.R.; **OBTAINED:** Signed by the Yankees as a non-drafted free agent on 1/15/24; **M.L. SVC:** 0.000.

REYZELMAN, Eric – RHP

HT: 6-2; **WT:** 210; **B:** R; **T:** R; **BORN:** 6/27/01 in San Ramon, Calif.; **RESIDES:** San Ramon, Calif.; **COLLEGE:** LSU; **OBTAINED:** Selected by the Yankees in the fifth round of the 2022 First-Year Player Draft; **M.L. SVC:** 0.000; **PERSONAL:** Made 29 relief appearances for LSU in 2022, posting a 1-3 record with three saves, a 4.04 ERA (42.1IP, 19ER) with 66K...transferred from the University of San Francisco in 2021...underwent “Tommy John” surgery in March of 2020 and returned to the mound just 10 months later...won four straight East Bay Athletic League titles and four consecutive North Coast Section champions at De La Salle H.S. (Calif.).

RICE, Ben – C

HT: 5-9; **WT:** 220; **B:** L; **T:** R; **BORN:** 2/22/99 in Cohasset, Mass.; **RESIDES:** Cohasset, Mass.; **COLLEGE:** Dartmouth College; **OBTAINED:** Selected by the Yankees in the 12th round of the 2021 First-Year Player Draft; **M.L. SVC:** 0.000; **CAREER NOTES: 2023:** Was named by MLB Pipeline as the Yankees “Hitting Prospect of the Year” after batting .324/.434/.615 (89-for-275) with 62R, 18 doubles, 1 triple, 20HR, 68RBI, 44BB and 115B in 73 combined games with Single-A Tampa, High-A Hudson Valley and Double-A Somerset...ranked among qualified Yankees farmhands in home runs (seventh) and RBI (tied for eighth)...began the season with Hudson Valley, hitting .341/.559/.523 (15-for-44) with 15R, 2 doubles, 2HR, 10RBI, 18BB and 35B in 15 games...was assigned to Tampa on 7/1 and batted .286/.405/.543 (10-for-35) with 7R, 3 doubles, 2HR, 10RBI, 5BB and 15B in 10 games...was promoted to Somerset on 7/18, hitting .327/.401/.648 (64-for-196) with 40R, 13 doubles, 1 triple, 16HR, 48RBI, 21BB and 75B in 48 games...earned Eastern League “Player of the Week” honors for 8/7-13 after hitting .522/.577/.957 (12-for-23) with 7R, 4 doubles, 2HR, 9RBI, 2BB and 25B in six games...was named the Eastern League “Player of the Month” for August after batting .345/.397/.700 (38-for-110) with 24R, 7 doubles, 1 triple, 10HR, 29RBI, 8BB and 65B in 26 games with Somerset...following the season was tabbed by *Baseball America* as the “Best Hitter for

Average* among Yankees farmhands...was named an MiLB.com Organization All-Star...**2022:** Spent the entire season with Single-A Tampa, batting .267 (55-for-206) with 32R, 9 doubles, 9HR, 36RBI, 28BB and 45B in 68 games...**2021:** Made his professional debut, batting .197 (13-for-66) with 3HR and 13RBI in 22 games between the FCL Yankees and Low-A Tampa...**PERSONAL:** Full name is Benjamin Kimball Rice...played collegiately at Dartmouth University (2019-21)...his 2021 season was canceled due to the COVID-19 pandemic...hit .300 in 30AB with the Cotuit Kettleers of the Cape Cod League in 2021...graduate of Noble and Greenough School (Mass.), where he played both baseball and hockey...served as captain of the baseball team as a senior when he was named First-Team All-Independent School League and the team MVP.

Rice's Career Batting Record

Year	Club	AVG	G	AB	R	H	2B	3B	HR	RBI	SH	SF	HP	BB	SO	SB	CS	E	OBP	SLG
2021	FCL Yankees	.000	2	4	0	0	0	0	0	1	0	1	0	1	3	0	0	0	.167	.000
	Tampa	.210	20	62	8	13	2	0	3	12	0	1	3	12	18	1	0	1	.359	.387
2022	Tampa	.267	68	206	32	55	9	0	9	36	0	2	6	28	41	4	1	5	.368	.442
2023	Hudson Valley	.341	15	44	15	15	2	0	2	10	0	1	5	18	10	3	0	2	.559	.523
	Tampa	.286	10	35	7	10	3	0	2	10	0	0	2	5	10	1	0	1	.405	.543
	Somerset	.327	48	196	40	64	13	1	16	48	0	1	4	21	42	7	3	4	.401	.648
Minor League Totals		.287	163	547	102	157	29	1	32	117	0	6	20	85	124	16	4	13	.398	.519

RICHARDSON, Grant – OF

HT: 6-1; **WT:** 210; **B:** L; **T:** L; **BORN:** 7/13/99 in Fishers, Ind.; **RESIDES:** Fishers, Ind.; **COLLEGE:** Indiana University; **OBTAINED:** Selected by the Yankees in the 17th round of the 2021 First-Year Player Draft; **M.L. SVC:** 0.000; **CAREER NOTES:** **2023:** Batted .226 (72-for-318) with 46R, 7 doubles, 2 triples, 18HR, 48RBI, 40BB and 19SB in 92 combined games with High-A Hudson Valley and Double-A Somerset...tied for the ninth-most home runs among Yankees farmhands...was promoted to Somerset on 8/22 and hit .340/.426/.642 (18-for-53) with 10R, 1 double, 5HR, 11RBI, 6BB and 5SB in 15 games with the Patriots...**2022:** Combined with Single-A Tampa and High-A Hudson Valley to bat .234 (72-for-308) with 47R, 13 doubles, 2 triples, 16HR, 60RBI, 30BB and 16SB in 90 games...ranked fifth among Yankees minor leaguers in RBI...was named the FSL "Player of the Week" from 6/13-19, batting .667/.706/1.267 (10-for-15) with 4R, 3 doubles, 2HR, 10RBI, 2BB and 1SB in four games with Tampa...**2021:** Made his professional debut with the FCL Yankees, batting .269/.376/.516 (25-for-93) with 24R, 8 doubles, 3 triples, 3HR, 18RBI and 14BB in 27 games...was named the Florida Complex League "Player of the Week" for 9/13-19 after batting .467 (7-for-15) with 5R, 2 doubles, 2HR, 6RBI and 6BB in five games...**PERSONAL:** Full name is Grant Thomas Richardson...in three seasons at Indiana University, hit .312/.380/.548 (123-for-394) with 90R, 20 doubles, 5 triples, 21HR, 87RBI and 34BB in 104 games.

RIGGIO, Roc – INF

HT: 5-9; **WT:** 190; **B:** L; **T:** R; **BORN:** 6/11/02 in Tarzana, Calif.; **RESIDES:** Spring Hill, Fla.; **COLLEGE:** Oklahoma State University; **OBTAINED:** Selected by the Yankees in the fourth round of the 2023 First-Year Player Draft; **M.L. SVC:** 0.000; **PERSONAL:** In two seasons at Oklahoma State (2022-23), batted .316/.438/.601 (137-for-434) with 120R, 31 doubles, 3 triples, 29HR, 108RBI, 80BB and 9SB...following his 2022 campaign with the Cowboys, was named a Freshman All-America First Team performer by *D1Baseball* and tabbed a second-team Freshman All-American by *Baseball America* and Perfect Game/Rawlings...earned a spot on the Big 12 All-Freshman Team.

RODRÍGUEZ, Jesús – C

HT: 5-10; **WT:** 199; **B:** R; **T:** R; **BORN:** 4/23/02 in La Victoria, Venezuela; **RESIDES:** Cajima, Venezuela; **OBTAINED:** Signed by the Yankees as a non-drafted free agent on 7/2/18; **M.L. SVC:** 0.000; **CAREER NOTES:** **2023:** In 109 combined games with Single-A Tampa and High-A Hudson Valley, hit .310/.399/.450 (122-for-393) with 66R, 20 doubles, 4 triples, 9HR, 62RBI, 55BB and 21SB...ranked among qualified Yankees farmhands in BA (second), triples (tied for third), hits (fourth), OBP (eighth), OPS (.849, ninth), total bases (177, ninth) and SLG (10th)...was named an MiLB.com Organization All-Star...**2022:** Batted .348/.434/.576 (46-for-132) with 29R, 10 doubles, 4 triples, 4HR, 24RBI, 15BB and 85B in 37 games with the FCL Yankees...led qualified Yankees farmhands in batting average and SLG, was tied for first in OPS (1.010) and ranked fourth in OBP...ranked second in the FCL in SLG and OPS, tied for second in triples, third in batting average, fourth in OBP, fifth in total bases (76), tied for fifth in XBH (18) and tied for seventh in hits...was named a Florida Coast League Postseason All-Star.

RODRÍGUEZ, José J. – RHP

HT: 6-3; **WT:** 180; **B:** R; **T:** R; **BORN:** 10/08/03 in Santo Domingo, D.R.; **RESIDES:** Santo Domingo Centro, D.R.; **OBTAINED:** Signed by the Yankees as a non-drafted free agent on 7/13/23; **M.L. SVC:** 0.000.

RODRÍGUEZ, José M. – RHP

HT: 5-11; **WT:** 170; **B:** R; **T:** R; **BORN:** 1/6/04 in Santo Domingo, D.R.; **RESIDES:** Santo Domingo, D.R.; **OBTAINED:** Signed by the Yankees as a non-drafted free agent on 7/3/23; **M.L. SVC:** 0.000.

RODRÍGUEZ, Nicio – RHP

HT: 6-3; **WT:** 220; **B:** R; **T:** R; **BORN:** 9/3/99 in Monte Cristi, D.R.; **RESIDES:** Monte Cristi, D.R.; **OBTAINED:** Signed by the Yankees as a non-drafted free agent on 2/9/18; **M.L. SVC:** 0.000.

RODRÍGUEZ, Osiel – RHP

HT: 6-1; **WT:** 234; **B:** R; **T:** R; **BORN:** 11/22/01 in Ciego de Ávila, Cuba; **RESIDES:** Santo Domingo, D.R.; **OBTAINED:** Signed by the Yankees as a non-drafted free agent on 7/29/18; **M.L. SVC:** 0.000; **CAREER NOTES:** **2023:** Went 2-0 with one save and a 3.62 ERA (37.1IP, 28H, 17R/15ER, 20BB, 53K, 4HR) in 25 combined games with the FCL Yankees, Single-A Tampa and High-A Hudson Valley...**2022:** His six wins with the FCL Yankees were the third-most in the FCL...**PERSONAL:** Was named by *Baseball America* as the No. 5 prospect (and No. 1 pitcher) in the 2018 international signing period...was also tabbed No. 7 by FanGraphs and No. 10 by MLB.com.

RODRÍGUEZ, Pedro – LHP

HT: 5-10; **WT:** 195; **B:** L; **T:** L; **BORN:** 8/11/02 in Valencia, Venezuela; **RESIDES:** Valencia, Venezuela; **OBTAINED:** Signed by the Yankees as a non-drafted free agent on 7/25/19; **M.L. SVC:** 0.000; **CAREER NOTES:** **2023:** Went 5-0 with three saves and a 1.93 ERA (28.0IP, 17H, 12R/6ER, 10BB, 36K, 0HR) in 16 relief appearances with the DSL Yankees.



RONDÓN, Carlos – C

HT: 6-0; WT: 190; B: R; T: R; BORN: 2/16/06 in El Limón, Venezuela; RESIDES: Maracuy, Venezuela; OBTAINED: Signed by the Yankees as a non-drafted free agent on 1/15/24; M.L. SVC: 0.000.

ROSARIO, Hansel – RHP

HT: 6-4; WT: 174; B: R; T: R; BORN: 8/5/02 in Santo Domingo, D.R.; RESIDES: Santo Domingo, D.R.; OBTAINED: Signed by the Yankees as a non-drafted free agent on 7/8/21; M.L. SVC: 0.000.

ROSARIO, José – RHP

HT: 6-2; WT: 215; B: R; T: R; BORN: 8/2/05 in Bonao, D.R.; RESIDES: Bonao, D.R.; OBTAINED: Signed by the Yankees as a non-drafted free agent on 1/17/23; M.L. SVC: 0.000.

ROSE, Brady – LHP

HT: 6-5; WT: 220; B: R; T: L; BORN: 10/26/00 in Westminster, Colo.; RESIDES: Westminster, Colo.; COLLEGE: Dallas Baptist University (Tex.); OBTAINED: Selected by the Yankees in the 12th round of the 2023 First-Year Player Draft; M.L. SVC: 0.000; PERSONAL: In 44 appearances (one start) over two seasons at Dallas Baptist University (2022-23), went 8-4 with two saves and a 3.42 ERA (76.1IP, 53H, 33R/29ER, 44BB, 115K, 4HR).

RUIZ, Yarison – RHP

HT: 6-3; WT: 240; B: R; T: R; BORN: 3/26/00 in Cotuí, D.R.; RESIDES: Cotuí, D.R.; OBTAINED: Signed by the Yankees as a non-drafted free agent on 2/7/20; M.L. SVC: 0.000; CAREER NOTES: 2021: Made his professional debut, combining with the DSL Yankees 1 and the FCL Yankees to go 1-2 with a 3.30 ERA (30.0IP, 21H, 15R/11ER, 28BB, 49K, 1HR) in nine games (eight starts).

RUMFIELD, T.J. – INF

HT: 6-5; WT: 235; B: L; T: R; BORN: 5/17/00 in Richmond, Va.; RESIDES: Dallas, Tex; COLLEGE: Virginia Tech; OBTAINED: Acquired by the Yankees from the Phillies along with LHP Joel Valdez in exchange for RHP Nick Nelson and C Donny Sands on 11/19/21; M.L. SVC: 0.000; CAREER NOTES: Was originally drafted by Philadelphia in the 12th round of the 2021 First-Year Player Draft...2023: Batted .222/.320/.437 (69-for-311) with 45R, 16 doubles, 17HR, 58RBI, 40BB and 85B in 86 combined games with High-A Hudson Valley and Double-A Somerset...spent the majority of the season with Somerset, hitting .219 (65-for-297) with 43R, 14 doubles, 17HR, 55RBI, 39BB and 85B in 82 games...played in four rehab games with Hudson Valley...following the season, was named the 2023 MiLB recipient of the Rawlings Gold Glove Award at first base...2022: Combined with High-A Hudson Valley, Single-A Tampa and the FCL Yankees to bat .273 (57-for-209) with 27R, 13 doubles, 4HR, 35RBI, 29BB/1BB and 45B...recorded a career-high 5H on 4/12 at Rome, going 5-for-5 with 2R, 1 double, 1HR, 4RBI and 1SB...batted .329/.433/.447 (25-for-76) with 6 doubles, 1HR, 10RBI, 11BB over his final 20 games of the season with Hudson Valley...following the season, played with the Mesa Solar Sox of the Arizona Fall League, batting .400/.477/.582 (22-for-55) with 14R, 7 doubles, 1HR, 10RBI and 9BB in 17 games...was named an AFL Fall Star...was named to the All-AFL Team...2021: Made his professional debut with Low-A Clearwater in the Phillies organization, hitting .250 (19-for-76) with 13R, 1 double, 7RBI and 21BB in 27 games...PERSONAL: Full name is Toby Joseph Rumfield...played collegiately at Virginia Tech (2021) and Texas Tech University (2019-20)...hit .315 (64-for-203) with 35R, 12 doubles, 7HR, 37RBI, 26BB and 25B in 52 games for Virginia Tech in 2021...was one of two players to start all 52 games for the Hokies in 2021, while also leading the team in walks and tying for the team lead in RBI...graduate of Temple H.S. (Tex.), where he played both baseball and football (quarterback)...was an All-State selection in baseball during his final three years of high school...his father, Toby, coached him in high school and also played in the minor leagues for the Braves, White Sox, Marlins and Cardinals organizations.

NON-ROSTER INVITEE

Rumfield's Career Batting Record

Year	Club	AVG	G	AB	R	H	2B	3B	HR	RBI	SH	SF	HP	BB	SO	SB	CS	E	OBP	SLG
2021	Clearwater	.250	27	76	13	19	1	0	0	7	0	1	3	21	11	0	0	1	.426	.263
2022	Hudson Valley	.284	52	197	27	56	13	0	4	34	0	2	3	29	45	4	2	3	.381	.411
	Tampa	.100	4	10	0	1	0	0	0	1	0	0	0	2	0	0	0	.100	.100	
	FCL Yankees	.000	1	2	0	0	0	0	0	0	0	0	0	0	0	0	0	.000	.000	
2023	Somerset	.219	82	297	43	65	14	0	17	55	0	6	8	39	75	8	3	2	.320	.438
	Hudson Valley	.286	4	14	2	4	2	0	0	3	0	1	0	1	2	0	0	0	.313	.429
	Minor League Totals	.243	170	596	85	145	30	0	21	100	0	10	14	90	135	12	5	6	.351	.399

SALOMON, Mariano – RHP

HT: 6-3; WT: 205; B: R; T: R; BORN: 8/5/02 in Samana, D.R.; RESIDES: Samana, D.R.; OBTAINED: Signed by the Yankees as a non-drafted free agent on 12/13/22; M.L. SVC: 0.000.

SÁNCHEZ, Brian – OF

HT: 6-2; WT: 186; B: L; T: R; BORN: 7/4/04 in Cumanacoa, Venezuela; RESIDES: Cumanacoa, Venezuela; OBTAINED: Was acquired by the Yankees along with OF Jace Avina from the Milwaukee Brewers in exchange for INF/OF Jake Bauers on 11/17/23; M.L. SVC: 0.000; CAREER NOTES: Was originally signed by the Milwaukee Brewers as a non-drafted free agent on 2/7/23...2023: Made his professional debut, hitting .297/.414/.446 (30-for-101) with 20R, 7 doubles, 4 triples, 19RBI, 20BB and 85B in 33 games with the DSL Brewers 1...PERSONAL: Full name is Brian Jesús Sánchez Licet.

SÁNCHEZ, Enixon – RHP

HT: 6-0; WT: 150; B: R; T: R; BORN: 7/7/07 in Barquisimeto, Venezuela; RESIDES: Barquisimeto, Venezuela; OBTAINED: Signed by the Yankees as a non-drafted free agent on 1/15/24; M.L. SVC: 0.000.

SÁNCHEZ, Juan – C

HT: 5-10; WT: 205; B: L; T: R; BORN: 3/21/03 in Maracay, Venezuela; RESIDES: Maracay, Venezuela; OBTAINED: Signed by the Yankees as a non-drafted free agent on 6/30/21; M.L. SVC: 0.000; CAREER NOTES: 2023: Was named the Florida Complex League "Player of the Week" from 7/24-30 after hitting .500/1.250/1.750 (6-for-12) with 3R, 1 double, 1 triple, 2HR and 8RBI in three games.



SANTANA, Dennis – RHP

NON-ROSTER INVITEE

HT: 6-4; **WT:** 200; **B:** R; **T:** R; **BORN:** 4/12/96 in San Pedro de Macoris, D.R.; **RESIDES:** Waddell, Ariz.; **OBTAINED:** Signed by the Yankees as a minor league free agent on 12/7/23; **M.L. SVC:** 3.126; **CAREER NOTES:** Was originally signed by the Los Angeles Dodgers as a non-drafted free agent on 3/12/13...over parts of six Major League seasons with the Los Angeles Dodgers (2018-21), Texas Rangers (2021-22) and New York Mets (2023), has gone 8-14 with one save and a 5.17 ERA (149.2IP, 135H, 97R/86ER, 79BB, 140K, 13HR) in 143 career appearances (one start)...has made three Opening Day rosters (2020 with Los Angeles-NL, 2022 with Texas, 2023 with New York-NL)...**2023:** Was claimed off waivers by the Minnesota Twins from the Atlanta Braves on 2/26...was claimed off waivers by the New York Mets from the Twins on 3/17...over three stints with the Mets (3/30-4/15, 5/14-17, 8/16-19), went 1-0 with a 5.91 ERA (10.2IP, 10H, 7ER, 7BB, 12K, 2HR) in nine relief appearances...spent the majority of the season with Triple-A Syracuse, going 5-3 with five saves and a 4.91 ERA (33.0IP, 40H, 21R/18ER, 20BB, 41K, 6HR) in 29 appearances (two starts)...was designated for assignment on 8/19 and elected free agency on 8/22 in lieu of accepting an outright assignment...**2022:** Went 3-8 with one save and a 5.22 ERA (58.2IP, 50H, 39R/34ER, 28BB, 54K, 2HR) in 63 appearances (one start) with the Texas Rangers...registered career highs in appearances, wins, innings pitched and strikeouts...his 0.32 HR/9.0IP ranked 11th-lowest among AL relievers...stranded a team-high 31-of-40 (77.5%) inherited base runners, the 10th-best inherited runners stranded percentage among AL relievers...went 3-3 with one save and a 1.44 ERA (31.1IP, 5ER) over his first 33 games from 4/8-7/4...was placed on the COVID-19 injured list from 4/14-24...recorded the first save of his Major League career on 5/27 at Oakland (1.0IP, 1K)...did not allow a home run through his first 45 games from 4/8-8/1 (39.2IP)...with a HR by Jorge Mateo on 8/2 vs. Baltimore, snapped a 53.2IP homerless streak which dated back to 8/29/21...was placed on the 15-day injured list from 8/3-23 with a left ankle sprain...was scoreless over two relief outings (3.2IP, 2H, 1BB, 4K) with Triple-A Round Rock during a rehab assignment (8/18 and 8/21 vs. El Paso)...was acquired by the Atlanta Braves from Texas in exchange for cash considerations on 11/15...**2021:** Combined to go 2-4 with a 4.28 ERA (54.2IP, 48H, 31R/26ER, 32BB, 46K, 4HR) over 55 relief outings with the Los Angeles Dodgers and Texas Rangers...posted a 6.00 ERA (15.0IP, 18H, 11R/10ER, 11BB, 8K, 0HR) in 16 games with Los Angeles-NL...was optioned to Triple-A Oklahoma City on 5/27 and was designated for assignment on 6/12...was acquired by the Rangers from the Dodgers on 6/17 in exchange for LHP Kelvin Bautista...went 2-4 with a 3.63 ERA (39.2IP, 16ER) and a .214 opponents' BA (30-for-140) in 39 relief outings for Texas...was initially optioned to Triple-A Round Rock on 6/17 and made four relief appearances with the Express (4.0IP, 0H, 0R, 1BB, 9K) before being recalled and making his Rangers debut on 7/3 at Seattle...his 35 games after the All-Star break led all Texas relievers and were tied for third-most in the AL...**2020:** Went 1-2 with a 5.29 ERA (17.0IP, 15H, 11R/10ER, 7BB, 18K, 4HR) in 12 relief outings for the Los Angeles Dodgers...made his first Opening Day roster and spent the majority of the season in the Majors (was at Alternate Site from 9/12-28)...earned the win on 7/29 in Houston after tossing 2.1 scoreless innings (0H, 2BB, 4K)...did not pitch in the postseason, but was a member of the taxi squad during the club's run to the 2020 World Series title...**2019:** In three appearances the Los Angeles Dodgers from 4/7-13, recorded a 7.20 ERA (5.0IP, 4ER) and 6K...spent most of the season with Triple-A Oklahoma City after being optioned on 4/14 through the end of the season...in 27 appearances (17 starts) with Oklahoma City, he went 5-9 with a 6.94 ERA (93.1IP, 72ER) and 105K...**2018:** Saw his first Major League action, tossing 3.2 innings and earning his first career win on 6/1 at Colorado (6H, 5ER, 1BB, 4K, 0HR, 1HP)...was recalled from Triple-A Oklahoma prior to the game...struck out Carlos González swinging for his first career strikeout...also collected his first Major League hit and RBI in his first at-bat with a two-run double in the fourth inning off Tyler Anderson...was placed on the 10-day injured list on 6/5 with a right rotator cuff strain and transferred to the 60-day injured list on 6/9...went 1-3 with a 2.54 ERA (49.2IP, 14ER) and 65K in 10 combined minor league starts with Double-A Tulsa and Triple-A Oklahoma City...earned Pacific Coast League "Pitcher of the Week" honors for 5/14-20 with Oklahoma City...**2017:** Split time between Single-A Rancho Cucamonga and Double-A Tulsa, combining to go 8-7 with a 4.11 ERA (118.1IP, 54ER) and 129K over 24 appearances (21 starts)...began the season with Rancho Cucamonga and earned a California League Mid-Season All-Star selection...was promoted to Tulsa on 7/20 and went 3-1 with a 5.51 ERA (32.2IP, 20ER) and 37K in seven starts for the Drillers, while also leading the club to the Texas League championship (1-1 in 2GS, 13.0IP, 9H, 1R/0ER, 3BB, 18K)...was added to the Dodgers' 40-man roster on 11/20...**2016:** Spent the entire season with Single-A Great Lakes, going 5-9 with a 3.07 ERA (111.1IP, 84H, 51R/38ER, 56BB, 124K, 2HR) in 25 games (14 starts)...was selected to the Midwest League Mid-Season All-Star team...**2015:** Combined to go 2-5 with a 6.42 ERA (47.2IP, 34ER) and 52K in 13 games (11 starts) with the AZL Dodgers and Rookie-level Ogden...**2014:** Converted from shortstop to pitcher and made his pro debut on the mound with the DSL Dodgers, going 2-1 with a 1.05 ERA (34.1IP, 4ER) and 38K in 20 appearances (one start)...held hitters to a .156 BA (19-for-122) and posted a 0.99 WHIP, allowing just 1HR...**2013:** In his first professional season, hit .198 (34-for-172) with 18R, 4 doubles, 2HR, 25RBI, 25BB and 45B in 56 games with the DSL Dodgers...marked his only season as a full-time position player...made 51 starts at shortstop...**PERSONAL:** Full name is Dennis Anfernee Santana...his father, a big basketball fan, named him after two greats – Dennis Rodman and Anfernee "Penny" Hardaway.

Santana's Career Pitching Record

Year	Club	W	L	ERA	G	GS	CG	SHO	SV	IP	H	R	ER	HR	HP	BB	SO	WP	BK
2014	DSL Dodgers	2	1	1.05	20	1	0	0	4	34.1	19	7	4	1	1	15	38	5	1
2015	Ogden	0	4	11.22	7	7	0	0	0	21.2	35	29	27	3	0	21	18	8	2
	AZL Dodgers	2	1	2.42	6	4	1	0	0	26.0	13	13	7	1	2	17	34	5	0
2016	Great Lakes	5	9	3.07	25	14	0	0	0	111.1	84	51	38	2	5	56	124	11	3
2017	Rancho Cucamonga	5	6	3.57	17	14	0	0	0	85.2	87	44	34	5	11	22	92	7	1
	Tulsa	3	1	5.51	7	7	0	0	0	32.2	32	23	20	2	3	23	37	2	0
2018	Tulsa	0	2	2.56	8	8	0	0	0	38.2	26	17	11	3	4	14	51	1	1
	Oklahoma City	1	1	2.45	2	2	0	0	0	11.0	10	3	3	0	0	2	14	0	0
	LOS ANGELES-NL	1	0	12.27	1	0	0	0	0	3.2	6	5	5	0	1	1	4	1	0
2019	LOS ANGELES-NL	0	0	7.20	3	0	0	0	0	5.0	6	4	4	1	2	4	6	1	0
	Oklahoma City	5	9	6.94	27	17	0	0	0	93.1	111	84	72	16	9	53	105	12	2
2020	LOS ANGELES-NL	1	2	5.29	12	0	0	0	0	17.0	15	11	10	4	2	7	18	1	0
2021	LOS ANGELES-NL	0	0	6.00	16	0	0	0	0	15.0	18	11	10	0	3	11	8	2	0
	Oklahoma City	0	0	10.13	3	3	0	0	0	5.1	9	6	6	2	0	4	6	0	0
	Round Rock	0	0	0.00	4	0	0	0	0	4.0	0	0	0	0	0	1	9	0	0
	TEXAS	2	4	3.63	39	0	0	0	0	39.2	30	20	16	4	0	21	38	2	0
2022	TEXAS	3	8	5.22	63	1	0	0	1	58.2	50	39	34	2	4	28	54	3	0
	Round Rock	0	0	0.00	2	0	0	0	0	3.2	2	0	0	0	0	1	4	0	0
2023	NEW YORK-NL	1	0	5.91	9	1	0	0	0	10.2	10	7	7	2	1	7	12	1	0
	Syracuse	5	3	4.91	29	2	0	0	5	33.0	40	21	18	6	0	20	41	3	2
Minor League Totals		28	37	4.31	157	79	1	0	9	500.2	468	298	240	41	35	249	573	54	12
Major League Totals		8	14	5.17	143	1	0	0	1	149.2	135	97	86	13	13	79	140	11	0



SANTANA, Geralmi – RHP

HT: 6-3; **WT:** 190; **B:** R; **T:** R; **BORN:** 12/7/00 in San Pedro de Macoris, D.R.; **RESIDES:** San Pedro de Macoris, D.R.; **OBTAINED:** Signed by the Yankees as a non-drafted free agent on 7/2/19; **M.L. SVC:** 0.000.

SCHLITTLER, Cam – RHP

HT: 6-6; **WT:** 210; **B:** R; **T:** R; **BORN:** 2/5/01 in Weymouth, Mass. **RESIDES:** East Walpole, Mass.; **COLLEGE:** Northeastern University (Mass.); **OBTAINED:** Selected by the Yankees in the seventh round of the 2022 First-Year Player Draft; **M.L. SVC:** 0.000; **PERSONAL:** In three seasons at Northeastern University (2020-22), went 14-9 with a 2.62 ERA and 180K...as a redshirt sophomore in 2022, posted a 3.53 ERA in 15 starts...in 2022 among CAA pitchers, ranked third in strikeouts (85), eighth in ERA and opponent's BA (.229), and 10th in wins (5)...earned All-CAA First Team honors and was the co-Rookie of the Year in 2021.

SEIGLER, Anthony – C

HT: 5-10; **WT:** 200; **B:** S; **T:** S; **BORN:** 6/20/99 in Phoenix, Ariz.; **RESIDES:** Panamá City, Fla.; **OBTAINED:** Selected by the Yankees in the first round (23rd overall) of the 2018 First-Year Player Draft; **M.L. SVC:** 0.000; **CAREER NOTES: 2023:** Hit .166 (34-for-205) with 33R, 5 doubles, 5HR, 27RBI, 53BB and 75B in 67 games with Double-A Somerset...**2022:** Combined with Single-A Tampa and High-A Hudson Valley to bat .236 (74-for-314) with 61R, 21 doubles, 7HR, 45RBI, 91BB and 165B in 97 games...led all Yankees minor leaguers in walks, ranked sixth in doubles and OBP (.405) and eighth in runs scored...recorded 666B with Hudson Valley, tied for the fifth-most in the South Atlantic League...**2021:** Batted .219 (33-for-151) with 12 doubles, 1 triple, 4HR, 24RBI and 23BB in 41 games with High-A Hudson Valley...**2019:** Played in just 30 games for Single-A Charleston, hitting .175 (17-for-97) with 10R, 3 doubles and 6RBI...following the season, was named the No. 8 prospect in the Yankees organization by MLB Pipeline...**2018:** In his professional debut, combined with the GCL Yankees West and Rookie-level Pulaski to bat .266 (21-for-79) with 11R, 3 doubles, 1HR, 9RBI and 14BB in 24 games...batted .391 (9-for-23) vs. left-handed pitching...threw out 4-of-24 attempted base stealers (16.7%)...began the season with the GCL Yankees West, hitting .333/429/.472 (12-for-36) with 7R, 2 doubles, 1HR, 4RBI and 6BB in 12 games...was transferred to Pulaski on 7/31 and batted .209 (9-for-43) with 4R, 1 double, 5RBI and 8BB in 12 games...following the season, was tabbed the No. 4 prospect in the Yankees organization by *Baseball America*...was also named the "Best Defensive Catcher" in the organization by the publication...**PERSONAL:** Is a 2018 graduate of Cartersville (Ga.) H.S....as a senior in 2018, was named the ABCA National High School Position Player of the Year and the *Atlanta Journal-Constitution* State Player of the Year...also earned 2018 First Team All-American and Southeast All-Region First Team honors...helped lead Cartersville to the Georgia 4A State Championship in 2018, where they finished runner-up...was ranked by *Baseball America* as the No. 41 prospect in the 2018 draft class...was the third catcher to be chosen by the Yankees in the first round of the MLB First-Year Player Draft since its inception in 1965, joining David Parrish in 2000 (28th overall, University of Michigan) and Thurman Munson in 1968 (fourth overall, Kent State University)...was also an ambidextrous pitcher and posted a 1.09 ERA in 25.2IP as a senior, striking out 29 batters...played for USA Baseball's 18U National Team, winning the 2017 U-18 World Cup...was committed to play at the University of Florida prior to signing with the Yankees...is of Navajo descent, and would join Jacoby Ellsbury as the second Navajo to play in the Majors...is named after the late Tony Phillips, an 18-year Major League veteran infielder and friend of his father's.

SELLERS, Trent – RHP

HT: 6-1; **WT:** 200; **B:** R; **T:** R; **BORN:** 10/30/99 in Kennewick, Wash.; **RESIDES:** Kennewick, Wash.; **COLLEGE:** Oregon State University; **OBTAINED:** Signed by the Yankees as a non-drafted free agent on 7/17/23; **M.L. SVC:** 0.000.

SELVIDGE, Brock – LHP

HT: 6-3; **WT:** 215; **B:** R; **T:** L; **BORN:** 8/28/02 in Carrollton, Tex; **RESIDES:** Tempe, Ariz.; **OBTAINED:** Selected by the Yankees in the third round of the 2021 First-Year Player Draft; **M.L. SVC:** 0.000; **CAREER NOTES: 2023:** Combined with Single-A Tampa and High-A Hudson Valley to go 8-5 with a 3.45 ERA (127.2IP, 116H, 56R/49ER, 35BB, 137K, 5HR) over 24 games (23 starts)...ranked fifth among Yankees farmhands in winning percentage (.615), tied for fifth in games started and wins, sixth in ERA and innings pitched, seventh in strikeouts and WHIP (1.18) and ninth in opponents' batting average (.234)...began the season with Tampa, going 4-4 with a 3.38 ERA (77.1IP, 72H, 34R/29ER, 21BB, 91K, 3HR) in 15 games (14 starts)...was promoted to Hudson Valley on 7/18 and went 4-1 with a 3.58 ERA (50.1IP, 44H, 22R/20ER, 14BB, 46K, 2HR) in nine starts...following the season, was named a Florida State League Postseason All-Star with Tampa...was also named an Organization All-Star by MLB Pipeline...**2022:** In his first full season, went 3-1 with a 2.95 ERA (42.2IP, 37H, 17R/14ER, 17BB, 53K, 2HR) in 11 games (nine starts) with the FCL Yankees...was tied for fifth in the FCL in strikeouts...**2021:** Made his pro debut with the Rookie-level FCL Yankees, finishing with a 2.45 ERA (3.2IP, 2H, 2R/1ER, 1BB, 4K) in three games (two starts) without recording a decision...**PERSONAL:** Full name is Joshua Brock Selvidge...as a senior at Hamilton High School (Ariz.), went 5-2 with a 2.41 ERA (52.1IP, 18ER) in 11 appearances as a pitcher...also hit .304 (21-for-69) with 17R, 6 doubles, 6HR, 21RBI and 12BB in 23 games as a batter...was ranked by Perfect Game as the top pitcher in Arizona and the No. 2 overall prospect in the state...had committed to LSU prior to being drafted.

SEMMELE, Montana – RHP

HT: 6-3; **WT:** 220; **B:** R; **T:** R; **BORN:** 1/1/02 in Stamford, Conn.; **RESIDES:** Hobe Sound, Fla.; **OBTAINED:** Selected by the Yankees in the 36th round of the 2019 First-Year Player Draft; **M.L. SVC:** 0.000; **PERSONAL:** Graduated in 2019 from Westhill (Conn.) H.S....had signed to play at Chipola (Fla.) Junior College.

SERNA, Jared – INF

HT: 5-7; **WT:** 171; **B:** R; **T:** R; **BORN:** 6/1/02 in Guaymas, México; **RESIDES:** Jalisco México; **OBTAINED:** Signed by the Yankees as a non-drafted free agent on 7/15/19; **M.L. SVC:** 0.000; **CAREER NOTES: 2023:** Combined with Single-A Tampa and High-A Hudson to hit .283/.350/.463 (144-for-508) with 90R, 28 doubles, 3 triples, 19HR, 79RBI, 49BB and 295B in 122 games...led Yankees farmhands in hits, runs scored and total bases (235), ranked second in doubles, tied for second in RBI, third in XBH (50), and seventh in stolen bases and SLG...spent the majority of the season with Tampa, hitting .283/.350/.483 (113-for-400) with 72R, 21 doubles, 1 triple, 19HR, 71RBI, 40BB and 195B over 95 games...among qualified batters in the Florida State League, ranked second in HR and total bases (193), tied for second in XBH (41), third in hits and SLG, tied for third in RBI, fourth in OPS (.833), tied for fourth in runs scored and fifth in BA...was promoted to Hudson Valley on 8/8, hitting .287 (31-for-108) with 18R, 7 doubles, 2 triples, 8RBI, 9BB and 105B in 27 games...following the season, was named a Florida State League Postseason All-Star with Tampa...was also named an Organization All-Star by MLB Pipeline...**2022:** In 49 combined games with the FCL Yankees and Single-A Tampa, batted .274 (46-for-168) with 46R, 11 doubles, 1 triple, 6HR, 30RBI, 28BB and 175B...ranked seventh among qualified Yankees farmhands in OBP (.397) and OPS (.855) and ninth in batting average...hit .302/.438/.527 (39-for-129) with 40R, 9 doubles, 1 triple, 6HR, 28RBI, 25BB and 165B with the FCL Yankees...was named the FCL "Player of the Week" from 7/4-10 after batting .571/.667/1.214 (8-for-14) with 8R, 1 double, 1 triple, 2HR, 5RBI, 3BB and 3SB over four games...was named a Florida Coast League Postseason All-Star.



SERNA, Luis – RHP

HT: 5-11; **WT:** 180; **B:** R; **T:** R; **BORN:** 7/20/04 in San Luis Río Colorado, México; **RESIDES:** San Luis Río Colorado, México; **OBTAINED:** Signed by the Yankees as a non-drafted free agent on 5/11/21; **M.L. SVC:** 0.000; **CAREER NOTES:** 2022: Following the season, was labeled by *Baseball America* as having the “Best Changeup” among Yankees farmhands.

SERRUTO, Peter – C

HT: 6-0; **WT:** 200; **B:** R; **T:** R; **BORN:** 3/17/00 in Short Hills, N.J.; **RESIDES:** Short Hills, N.J.; **COLLEGE:** Indiana University; **OBTAINED:** Signed by the Yankees as a non-drafted free agent on 8/2/23; **M.L. SVC:** 0.000.

SHIELDS, Ben – LHP

HT: 6-4; **WT:** 212; **B:** R; **T:** L; **BORN:** 1/23/99 in Boston, Mass.; **RESIDES:** West Roxbury, Mass.; **COLLEGE:** George Mason University (Va.); **OBTAINED:** Signed by the Yankees as a non-drafted free agent on 7/14/23; **M.L. SVC:** 0.000.

SILVERIO, Oscar – C

HT: 5-9; **WT:** 195; **B:** L; **T:** R; **BORN:** 10/25/01 in Santo Domingo Centro, D.R.; **RESIDES:** San Cristóbal, D.R.; **OBTAINED:** Signed by the Yankees as a non-drafted free agent on 8/15/19; **M.L. SVC:** 0.000.

SMITH, Cade – RHP

HT: 6-1; **WT:** 205; **B:** L; **T:** R; **BORN:** 4/9/02 in Germantown, Tenn.; **RESIDES:** Southaven, Miss.; **COLLEGE:** Mississippi State University; **OBTAINED:** Selected by the Yankees in the sixth round of the 2023 First-Year Player Draft; **M.L. SVC:** 0.000; **PERSONAL:** Played three seasons (2021-23) at Mississippi State University, going 8-6 with a 4.14 ERA (130.1IP, 60ER) and 132K in 34 games (24 starts)... graduated from DeSoto Central (Miss.) High School.

SMITH, Kevin – INF

HT: 6-0; **WT:** 200; **B:** R; **T:** R; **BORN:** 7/4/96 in East Greenbush, N.Y.; **RESIDES:** Gilbert, Ariz.; **COLLEGE:** University of Maryland; **OBTAINED:** Signed by the Yankees as a minor league free agent on 1/8/24; **M.L. SVC:** 1.063; **CAREER NOTES:** Was originally selected by the Toronto Blue Jays in the fourth round of the 2017 First-Year Player Draft...over parts of three Major League seasons with the Toronto Blue Jays (2021) and Oakland Athletics (2022-23), has hit .173 (53-for-306) with 26R, 13 doubles, 1 triple, 8HR, 25RBI, 15BB and 5SB in 114 career games...has appeared defensively at third base (70G/54GS), shortstop (44G/31GS), first base (1G/1GS) and left field (1G/1GS)...has made one Opening Day roster (2022 with Oakland)...**2023:** Hit .185 (25-for-135) with 15R, 4 doubles, 5HR, 11RBI, 5BB and 1SB in 49 games over three stints with the Oakland Athletics (4/10-5/13, 6/6-8/4, 9/5-26)...defensively, made 34 appearances (26 starts) at shortstop and 17 appearances (10 starts) at third base...was placed on the 10-day injured list on 6/17 (retroactive to 6/16) with a strained back...played five games with Triple-A Las Vegas on a rehab assignment (7/27-8/2) before being reinstated and optioned to Triple-A on 8/4...was recalled again on 9/5 before being optioned on 9/26...began the season with Triple-A Las Vegas and hit .324 (55-for-170) with 41R, 8 doubles, 16HR, 46RBI, 13BB and 9SB in 42 games (including the five games while on a rehab assignment)...**2022:** Was acquired by the Oakland Athletics along with RHP Gunnar Hoglund, LHP Zach Logue and LHP Kirby Snead from Toronto in exchange for INF Matt Chapman on 3/16...made the Athletics' Opening Day roster... hit .180 (25-for-139) with 9R, 9 doubles, 1 triple, 2HR, 13RBI, 7BB and 4SB in 47 games with Oakland...defensively, played 39 games (36 starts) at third base and 10 games (five starts) at shortstop...was placed on the 10-day injured list on 4/20 (retroactive to 4/19) with a left ankle bone bruise...played two games with Triple-A Las Vegas on a rehab assignment (4/27-28) before being reinstated on 4/29...spent the majority of the season with Triple-A Las Vegas, batting .268 (89-for-332) with 44R, 16 doubles, 2 triples, 13HR, 49RBI, 29BB and 6SB in 86 games...**2021:** Saw his first Major League action, hitting .094 (3-for-32) with 2R, 1HR, 1RBI and 3BB in 18 games with the Toronto Blue Jays...defensively, appeared at third base (14G/8GS), first base (1G/1GS) and left field (1G/1GS)...made his Major League debut with Toronto on 8/18 at Washington, entering the game as a PH in the eighth inning (0-for-1)...recorded his first career Major League hit on 8/20 w/ Detroit with a third-inning single off Tyler Alexander (also marked his first career Major League start)...hit his first Major League HR on 8/29 at Detroit with a solo shot in the fourth inning off Matthew Boyd...spent the majority of the season with Triple-A Buffalo, batting .285/.370/.561 (101-for-355) with 65R, 27 doubles, 4 triples, 21HR, 69RBI, 46BB and 18SB in 94 games...among Blue Jays farmhands, ranked first in SLG and OPS (.931), second in HR, XBH (52) and total bases (199), third in RBI and doubles, tied for fourth in triples, seventh in hits, and eighth in BA and runs scored...following the season, was named an International League Postseason All-Star and an Organization All-Star by MiLB.com...was also tabbed by *Baseball America* as the No. 7 prospect in the Blue Jays organization...**2020:** Spent the season at Toronto's Alternate Site...**2019:** Spent the entire season with Double-A New Hampshire, batting .209 (90-for-430) with 49R, 22 doubles, 2 triples, 19HR, 61RBI, 29BB and 11SB in 116 games...**2018:** Batted .302/.358/.528 (158-for-523) with 93R, 31 doubles, 6 triples, 25HR, 93RBI, 40BB and 29SB in 129 combined games with Single-A Lansing and Single-A Dunedin...led Blue Jays farmhands in hits, XBH (62) and total bases (276), while also ranking second in HR and RBI, third in runs scored, fourth in SLG, fifth in doubles and stolen bases, eighth in OPS (.886) and 10th in BA...began the season at Single-A Lansing, hitting .355/.407/.639 (65-for-183) with 36R, 23 doubles, 4 triples, 7HR, 44RBI, 17BB and 12SB in 46 games...was named the Midwest League “Player of the Week” from 4/23-29 after batting .433/.471/.933 (13-for-30) with 4R, 7 doubles, 1 triple, 2HR, 13RBI, 3BB and 1SB in eight games...was also named the Midwest League “Player of the Week” from 5/7-13 after batting .500/.480/.792 (12-for-24) with 6R, 5 doubles, 1 triple, 4RBI and 2SB in five games...was promoted to Single-A Dunedin on 5/28 and hit .274/.332/.468 (93-for-340) with 57R, 8 doubles, 2 triples, 18HR, 49RBI, 23BB and 17SB in 83 games...was named the Florida State League “Player of the Week” from 6/25-7/1 after batting .414/.433/.690 (12-for-29) with 5R, 3 doubles, 1 triple, 1HR, 4RBI, 1BB and 2SB in six games...following the season, was tabbed by *Baseball America* as the No. 7 prospect in the Blue Jays organization and the No. 91 overall prospect in baseball...was labeled by the publication as the “Best Defensive Infielder” in the Blue Jays system...was also named an Organization All-Star by MiLB.com...**2017:** Made his professional debut with Rookie-level Bluefield, batting .271 (71-for-262) with 43R, 25 doubles, 1 triple, 8HR, 43RBI, 16BB and 9SB in 61 games...among Appalachian League hitters, ranked first in doubles and XBH (34), second in total bases (122), tied for fifth in hits and RBI, and tied for sixth in runs...was named the Appalachian League “Player of the Week” from 8/14-20 after hitting .444/.464/.926 (12-for-27) with 6R, 7 doubles, 2HR, 6RBI, 1BB and 2SB in six games...**PERSONAL:** Attended the University of Maryland and played for the Terrapins for three seasons (2015-17)... hit .268 (52-for-194) with 38R, 10 doubles, 3 triples, 13HR, 48RBI, 14BB and 45B over 54 games in his junior season...was named to the 2015 Big Ten All-Tournament team...was also named a First-Team Freshman All-American by Perfect Game and a Second-Team Freshman All-American by D1Baseball.com...was ranked by *Baseball America* as the No. 79 prospect in the 2017 First-Year Player Draft...graduated from Columbia High School (East Greenbush, N.Y.) in 2014...was a Second-Team All-Northeast selection by Perfect Game USA...was named a First-Team All-State selection as a shortstop his senior season...was named to the 2014 Rawlings High School Gold Glove Team.

NON-ROSTER INVITEE



Smith's Career Batting Record

Year	Club	AVG	G	AB	R	H	2B	3B	HR	RBI	SH	SF	HP	BB	SO	SB	CS	E	OBP	SLG
2017	Bluefield	.271	61	262	43	71	25	1	8	43	1	3	1	16	70	9	0	14	.312	.466
2018	Lansing	.355	46	183	36	65	23	4	7	44	0	3	1	17	33	12	1	8	.407	.639
	Dunedin	.274	83	340	57	93	8	2	18	49	0	1	7	23	88	17	5	12	.332	.468
2019	New Hampshire	.209	116	430	49	90	22	2	19	61	1	4	4	29	151	11	6	17	.263	.402
2020																				
2021	Buffalo	.285	94	355	65	101	27	4	21	69	2	3	4	46	97	18	3	10	.370	.561
	TORONTO	.094	18	32	2	3	0	0	1	1	0	0	1	3	11	0	0	1	.194	.188
2022	OAKLAND	.180	47	139	9	25	9	1	2	13	3	2	0	7	42	4	0	2	.216	.302
	Las Vegas	.268	86	332	44	89	16	2	13	49	1	4	4	29	112	6	1	10	.331	.446
2023	Las Vegas	.324	42	170	41	55	8	0	16	46	0	0	13	49	9	2	2	.372	.653	
	OAKLAND	.185	49	135	15	25	4	0	5	11	5	0	1	5	51	1	0	2	.220	.326
	Minor League Totals	.272	528	2072	335	564	129	15	102	361	5	18	21	173	600	82	18	73	.332	.497
	Major League Totals	.173	114	306	26	53	13	1	8	25	8	2	2	15	104	5	0	5	.215	.301

STEVENS, Kevin – RHP

HT: 6-2; **WT:** 225; **B:** R; **T:** R; **BORN:** 1/26/98 in Anderson, Ind.; **RESIDES:** Edinburg, Tex.; **COLLEGE:** University of Texas Rio Grande Valley; **OBTAINED:** Signed by the Yankees as a non-drafted free agent on 7/25/22; **M.L. SVC:** 0.000; **CAREER NOTES:** 2023: Following the season, played with the Mesa Solar Sox in the Arizona Fall League, posting a 2.45 ERA (7.1IP, 8H, 3R/2ER, 3BB, 10K, 0HR) in nine relief appearances.

STONE, Adam – RHP

HT: 6-6; **WT:** 230; **B:** R; **T:** R; **BORN:** 7/31/01 in Stamford, Conn.; **RESIDES:** Stamford, Conn.; **COLLEGE:** Harvard University; **OBTAINED:** Signed by the Yankees as a non-drafted free agent on 7/22/22; **M.L. SVC:** 0.000.

STUART, Baron – RHP

HT: 6-5; **WT:** 240; **B:** R; **T:** R; **BORN:** 7/24/99 in Stuart, Fla.; **RESIDES:** Okeechobee, Fla.; **COLLEGE:** University of Pittsburgh; **OBTAINED:** Signed by the Yankees as a non-drafted free agent on 7/21/22; **M.L. SVC:** 0.000; **CAREER NOTES:** 2023: Made his professional debut, going 4-10 with a 4.47 ERA (100.2IP, 91H, 61R/50ER, 46BB, 85K, 12HR) in 20 combined appearances (18 starts) between Single-A Tampa and High-A Hudson Valley...following the season, played for the Mesa Solar Sox in the Arizona Fall League and posted a 5.84 ERA (12.1IP, 11H, 9R/8ER, 10BB, 10K, 2HR) in five relief appearances...**PERSONAL:** Pitched collegiately at the University of South Florida for four seasons (2018-21) before transferring to the University of Pittsburgh for the 2022 season...appeared in a team-high 27 games out of the bullpen and recorded a team-high seven saves for Pitt in 2022.

SUÁREZ, Luis – INF

HT: 5-10; **WT:** 150; **B:** R; **T:** R; **BORN:** 10/5/04 in Carora, Venezuela; **RESIDES:** Barquisimeto, Venezuela; **OBTAINED:** Signed by the Yankees as a non-drafted free agent on 1/15/22; **M.L. SVC:** 0.000.

TAVERA, Junior – LHP

HT: 6-0; **WT:** 184; **B:** L; **T:** L; **BORN:** 5/23/07 in San Pedro de Macoris, D.R.; **RESIDES:** San Pedro de Macoris, D.R.; **OBTAINED:** Signed by the Yankees as a non-drafted free agent on 1/15/24; **M.L. SVC:** 0.000.

TEJEDA, Enmanuel – INF

HT: 5-11; **WT:** 180; **B:** R; **T:** R; **BORN:** 12/25/04 in Santo Domingo, D.R.; **RESIDES:** Santo Domingo, D.R.; **OBTAINED:** Signed by the Yankees as a non-drafted free agent on 1/15/22; **M.L. SVC:** 0.000; **CAREER NOTES:** 2023: Batted .307/.465/.458 (51-for-166) with 37R, 4 doubles, 3 triples, 5HR, 30RBI, 44BB and 24SB in 50 games with the FCL Yankees...ranked among qualified Yankees farmhands in OBP (second), batting average (third) and OPS (.923, third)...among qualified FCL batters, ranked second in OBP and stolen bases, tied for third in walks, fifth in OPS and hits, sixth in BA, seventh in runs and eighth in total bases (76)...following the season, was named an FCL Postseason All-Star...**2022:** Made his professional debut with the DSL Bombers, batting .289/.463/.493 (41-for-142) with 35R, 6 doubles, 7 triples, 3HR, 22RBI, 41BB and 11SB in 46 games...ranked among qualified Yankees farmhands in OBP (second), triples (tied for second), OPS (.956, third), batting average (fourth) and SLG (fifth)...among DSL batters, was tied for third in triples and sixth in OBP.

TERRERO, Gabriel – INF

HT: 5-6; **WT:** 180; **B:** S; **T:** R; **BORN:** 9/26/05 in Santo Domingo Este, D.R.; **RESIDES:** Santo Domingo Este, D.R.; **OBTAINED:** Signed by the Yankees as a non-drafted free agent on 2/10/23; **M.L. SVC:** 0.000; **CAREER NOTES:** 2023: Made his professional debut, batting .299/.407/.533 (41-for-137) with 33R, 9 doubles, 1 triple, 7HR, 27RBI, 22BB and 14SB in 37 games with the DSL Bombers...among qualified Yankees farmhands, ranked second in SLG and OPS (.940), fourth in BA and fifth in OBP.

TIEDEMANN, Josh – INF

HT: 6-2; **WT:** 165; **B:** R; **T:** R; **BORN:** 6/9/04 in Phoenix, Ariz.; **RESIDES:** Chandler, Ariz.; **OBTAINED:** Selected by the Yankees in the 13th round of the 2023 First-Year Player Draft; **M.L. SVC:** 0.000; **PERSONAL:** Was a graduate of Hamilton H.S. (Ariz.) in 2023...was a two-way player in high school...was committed to TCU before signing with the Yankees.

TORRENS, Luis – C

NON-ROSTER INVITEE

HT: 6-0; **WT:** 214; **B:** R; **T:** R; **BORN:** 5/2/96 in Valencia, Venezuela; **RESIDES:** Valencia, Venezuela; **OBTAINED:** Signed by the Yankees as a minor league free agent on 1/14/24; **M.L. SVC:** 3.155; **CAREER NOTES:** Over parts of six Major League seasons with the San Diego Padres (2017, '19-20), Seattle Mariners (2020-23) and Chicago Cubs (2023), has hit .227/.289/.354 (166-for-732) with 67R, 30 doubles, 3 triples, 19HR, 79RBI and 62BB over 271 career games...has appeared defensively at catcher (162G/123GS), first base (5G/5GS), second base (2G/1GS), third base (2G/0GS) and left field (1G/0GS)...has made four Opening Day rosters (2017 with San Diego, 2021-22 with Seattle, 2023 with Chicago-NL)...was originally signed by the Yankees as a non-drafted free agent on 7/2/12...**2023:** Signed a minor league contract with the Chicago Cubs on 1/20...began the season with Cubs, hitting .250/.318/.300 (5-for-20) with 1R, 1 double, 3RBI and 1BB in 13 games...was acquired by the Baltimore Orioles in exchange for cash considerations on 5/3 and was designated for assignment on 5/9...signed with the Washington Nationals as a minor league free agent on 5/18...played in 19 games with Triple-A Rochester, batting .258/.311/.470 (17-for-66) with 8R, 5 doubles, 3HR, 13RBI and 6BB...was released on 7/1



and signed with the Seattle Mariners as a minor league free agent on 8/30...in five games with Triple-A Tacoma, hit .200 (4-for-20) with 1R, 1HR, 2RBI and 1BB...had his contract selected by the Mariners and added to the active roster on 9/12, batting .250 (2-for-8) with 2 doubles and 1RBI in five games for Seattle...following the season, played for Navegantes del Magallanes in the Venezuelan Winter League, hitting .273/.342/.378 (39-for-143) with 18R, 6 doubles, 3HR, 15RBI and 16BB in 38 games...**2022:** Hit .225 (34-for-151) with 13R, 2 doubles, 3HR, 15RBI and 12BB in 57 games for the Seattle Mariners...was placed on the 10-day injured list from 4/19-25 and 6/27-7/9 with left shoulder inflammation...played one rehab game with High-A Everett (1-for-4, 1R, 1HR, 2RBI)...was designated for assignment on 8/12 and was outrighted to Triple-A Tacoma, where he batted .279/.324/.508 (17-for-61) with 7R, 5 doubles, 3HR, 15RBI and 5BB in 16 games...had his contract selected on 9/21 and was added to the active roster...earned his first career win as a pitcher on 10/4-G1 vs. Detroit, becoming the first Mariner position player to record a win in franchise history...following the season, played for Navegantes del Magallanes in the Venezuelan Winter League, hitting .387/.484/.600 (29-for-75) with 13R, 7 doubles, 3HR, 15RBI and 14BB in 19 games...**2021:** Spent the majority of the season with the Seattle Mariners, batting .243/.299/.431 (84-for-346) with 39R, 16 doubles, 2 triples, 15HR, 47RBI and 28BB in 108 games...recorded a career-high seven-game hitting streak from 7/18-25, batting .304 (7-for-23) with 4R, 3HR, 4RBI and 2BB during that span...also hit .219 (16-for-73) with 12R, 4 doubles, 6HR, 19RBI and 10BB in 19 games with Triple-A Tacoma...**2020:** Combined with the San Diego Padres and Seattle Mariners to hit .257 (18-for-70) with 5R, 5 doubles, 1HR, 6RBI and 7BB in 25 games...began the season at the Padres' Alternate Site and was recalled on 8/17...hit .273 (3-for-11) with 1 double and 1BB in seven games with the Padres...was acquired by Seattle along with INF Ty France, RHP Andrés Muñoz and OF Taylor Trammell in exchange for RHP Austin Adams, RHP Dan Altavilla and C Austin Nola on 8/30...in 18 games with Seattle, he hit .254/.323/.373 (15-for-59) with 5R, 4 doubles, 1HR, 6RBI and 6BB...hit his first career home run on 9/14-G1 vs. Oakland, a solo HR off Jesús Luzardo in the fourth inning...**2019:** Spent the majority of the season with Double-A Amarillo, batting .300/.373/.500 (105-for-350) with 50R, 23 doubles, 1 triple, 15HR, 62RBI and 42BB in 97 games...ranked fifth in OPS (.873) and sixth in slugging percentage among Padres farmhands...also ranked third in OPS and slugging percentage, fourth in on-base percentage, tied for fourth in batting average and tied for eighth in RBI among Texas League batters...was recalled on 9/16 and batted .214 (3-for-14) with 2R, 1 double and 1BB in seven games for San Diego...was named a Texas League Midseason and Postseason All-Star...**2018:** Spent the entire season with Single-A Lake Elsinore, batting .280/.320/.406 (133-for-475) with 62R, 36 doubles, 3 triples, 6HR, 73RBI and 26BB in 122 games...among Padres minor leaguers, ranked first in doubles, fifth in RBI, tied for fifth in hits, tied for seventh in extra base hits (45) and ninth in total bases (193)...following the season, played for Navegantes del Magallanes in the Venezuelan Winter League, hitting .341/.360/.412 (29-for-85) with 12R, 6 doubles, 16RBI and 2BB in 27 games...**2017:** Spent the entire season with San Diego, hitting .163 (20-for-123) with 7R, 3 doubles, 1 triple, 7RBI and 12BB in 56 games...made his Major League debut on 4/3 at Los Angeles-NL...collected his first career hit with an RBI single in the ninth inning off Tom Wilhelmson on 4/18 vs. Arizona...following the season, played for Navegantes del Magallanes in the Venezuelan Winter League, hitting .275/.340/.366 (89-for-142) with 17R, 8 doubles, 1 triple, 1HR, 18RBI and 11BB in 38 games...**2016:** Began the season with short-season Single-A Staten Island, hitting .311/.360/.400 (14-for-45) with 6R, 4 doubles, 5RBI and 4BB in 12 games...was promoted to Single-A Charleston on 7/11, batting .230 (32-for-139) with 9R, 6 doubles, 2HR, 10RBI and 22BB in 40 games...was selected by the Cincinnati Reds from the Yankees in the first round (2nd overall) of the 2016 Rule 5 Draft...was then acquired by the San Diego Padres in exchange for a PTBNL and cash on 12/8...**2015:** Missed the entire season due to a torn labrum in his shoulder...**2014:** Combined with the GCL Yankees 1, short-season Single-A Staten Island and Single-A Charleston to hit .256 (58-for-227) with 32R, 14 doubles, 3 triples, 3HR and 22RBI...threw out 31-of-80 (38.75%) attempted base stealers...while with Staten Island, batted .388 (33-for-85) during a 21-game hitting streak from 6/28-7/26 and reached base safely in 28 consecutive games from 6/28-8/4...was named a NYPL Midseason All-Star...following the season, was ranked the ninth-best Yankees prospect by *Baseball America*...**2013:** Made his professional debut with the GCL Yankees 2, batting .241 (42-for-174) with 17R, 7 doubles, 1HR, 14RBI and 27BB in 48 games...threw out 19-of-42 attempted base stealers (45.2%)...**PERSONAL:** Full name is Luis Alfonso Torrens Saez.

Torrens' Career Batting Record

Year	Club	AVG	G	AB	R	H	2B	3B	HR	RBI	SH	SF	HP	BB	SO	SB	CS	E	OBP	SLG	
2013	GCL Yankees 2	.241	48	174	17	42	7	0	1	14	0	1	2	27	40	2	0	2	.348	.299	
2014	Charleston	.154	9	26	4	4	0	0	1	3	0	0	2	6	7	0	0	0	.353	.269	
	GCL Yankees 1	.250	5	16	1	4	1	0	0	1	0	0	2	0	2	0	0	0	.333	.313	
	Staten Island	.270	48	185	27	50	13	3	2	18	0	1	2	14	41	1	2	3	.327	.405	
2015										Did Not Play											
2016	Staten Island	.311	12	45	6	14	4	0	0	5	0	1	0	4	7	1	1	0	.360	.400	
	Charleston	.230	40	139	9	32	6	0	2	10	0	0	3	22	26	1	1	4	.348	.317	
	SAN DIEGO	.163	56	123	7	20	3	1	0	7	3	0	1	12	30	0	0	2	.243	.203	
2017	Lake Elsinore	.280	122	475	62	133	36	3	6	73	0	8	6	26	77	1	1	14	.320	.406	
2019	Amarillo	.300	97	350	50	105	23	1	15	62	0	4	1	42	67	1	2	7	.373	.500	
	SAN DIEGO	.214	7	14	2	3	1	0	0	0	0	0	0	2	6	0	0	0	.313	.286	
2020	SAN DIEGO	.273	7	11	0	3	1	0	0	0	1	0	0	1	2	0	0	0	.333	.364	
	SEATTLE	.254	18	59	5	15	4	0	1	6	0	0	0	6	13	0	0	0	.323	.373	
2021	SEATTLE	.243	108	346	39	84	16	2	15	47	0	3	1	28	99	0	0	2	.299	.431	
	Tacoma	.219	19	73	12	16	4	0	6	19	0	1	1	10	22	0	0	1	.318	.521	
2022	SEATTLE	.225	57	151	13	34	2	0	3	15	0	2	1	12	50	0	0	1	.283	.298	
	Everett	.250	1	4	1	1	0	0	1	2	0	0	0	0	0	0	0	0	1	.250	.100
	Tacoma	.279	16	61	7	17	5	0	3	15	0	2	0	5	18	0	0	1	.324	.508	
2023	CHICAGO-NL	.250	13	20	1	5	1	0	0	3	0	0	1	1	8	0	0	0	.318	.300	
	Rochester	.258	19	66	8	17	5	0	3	13	0	2	0	6	18	0	1	2	.311	.470	
	Tacoma	.200	5	20	1	4	0	0	1	2	0	0	1	7	0	0	0	0	.238	.350	
	SEATTLE	.250	5	8	0	2	2	0	0	1	0	0	0	1	0	0	0	0	.250	.500	
	Minor League Totals	.269	441	1634	205	439	104	7	41	237	0	20	19	163	332	7	8	35	.338	.416	
	Major League Totals	.227	271	732	67	166	30	3	19	79	4	5	4	62	209	0	0	5	.289	.354	

TULLY, Tanner – LHP

HT: 6-1; **WT:** 205; **B:** L; **T:** L; **BORN:** 11/30/94 in Elkhart, Ind.; **RESIDES:** Plain City, Ohio; **COLLEGE:** Ohio State University; **OBTAINED:** Signed by the Yankees as a minor league free agent on 12/20/23; **M.L. SVC:** 0.015; **CAREER NOTES:** Was originally selected by Cleveland in the 26th round of the 2016 First-Year Player Draft...over parts of six minor league seasons, has gone 39-46 with three saves and a 3.99 ERA (696.1IP, 771H, 366R/309ER, 1388B, 514K, 64HR) in 140 games (112 starts)...has made three Major League relief appearances with Cleveland (6.0IP, 8H, 4ER, 6BB, 2K, 1HR)...**2023:** Spent the majority of the season with Triple-A Scranton/Wilkes-Barre, going 5-5 with a 5.64 ERA (91.0IP, 121H, 63R/57ER, 266B, 77K, 14HR) in 19 starts...was released by the Yankees on 8/2...later signed with the NC Dinos in the Korea Baseball Organization, going 5-2 with a 2.92 ERA (64.2IP, 58H, 26R/21ER, 13BB, 47K, 6HR) in 11 starts...**2022:** Saw his first Major League action with Cleveland, posting a 6.00 ERA (6.0IP, 4ER) with 2K in three relief outings over three stints (4/20-22, 6/25-27, 7/14-18)...made his Major League debut on 4/22 at the Yankees (2.0IP, 2H, 1ER, 1BB, 1HR)...recorded his first career strikeout on 6/26 vs. Boston, striking out Xander Bogarts (swinging) to end the seventh inning...spent the majority of the season with Triple-A Columbus, going 8-6 with one complete game and a 4.72 ERA (122.0IP, 142H, 70R/64ER, 26BB, 98K, 12HR) in 24 games (20 starts)...was tied for fifth among Cleveland farmhands in innings pitched...was signed by the Yankees as a minor league free agent on 12/12 with an invitation to spring training as a non-roster



invitee...**2021:** Combined to go 6-6 with a 3.50 ERA in 26 games (18 starts) for Double-A Akron and Triple-A Columbus (113.0IP, 123H, 49R/44ER, 32BB, 97K, 10HR)...finished second in Cleveland's minor league system in innings pitched...started the season at Cleveland's Alternate Site...from 7/4-end of season, went 4-1 with a 2.08 ERA (65.1P, 15ER) in 16 games (11 starts)...following the season, participated in the Arizona Fall League, going 0-2 with a 8.10 ERA in six starts for Scottsdale (20.0IP, 27H, 19R/18ER, 7BB, 15K, 6HR)...**2020:** Did not pitch due to the COVID-19 pandemic...**2019:** Combined to go 9-12 with a 4.44 ERA (144.0IP, 170H, 79R/71ER, 29BB, 89K, 11HR) in 26 starts with Double-A Akron and Triple-A Columbus...led Akron and ranked 10th in the Eastern League in innings pitched...**2018:** Made 26 starts for High-A Lynchburg, going 6-11 with a 4.47 ERA (147.0IP, 73ER) and 109K...finished second in the Carolina League and fourth among Cleveland farmhands in innings pitched...**2017:** Combined to go 6-10 with a 3.69 ERA (124.1IP, 128H, 70R/51ER, 22BB, 95K, 14HR) in 25 games (15 starts) with Single-A Lake County, Single-A Lynchburg, Double-A Akron and Triple-A Columbus...**2016:** Made his professional debut with short-season Single-A Mahoning Valley, going 4-1 with a 1.17 ERA (46.0IP, 32H, 11R/6ER, 9BB, 26K, 0HR) in 13 games (seven starts)...was named a NYPML Mid-Season All-Star...**PERSONAL:** Full name is Tanner Paul Tully...in three seasons (2014-16) at Ohio State, went 18-10 with a 2.93 ERA in 46 games...was named First Team All-Big Ten as a junior at Ohio State, going 8-3 with a 2.34 ERA with 76K and 21BB in 103.2IP...that season, led the Big Ten in innings pitched, ranked second in wins (8) and third in ERA...was named the Big Ten "Freshman of the Year" in 2014 (11th in school history)...attended Elkhart Central HS (Ind).

Tully's Career Pitching Record

Year	Club	W	L	ERA	G	GS	CG	SHO	SV	IP	H	R	ER	HR	HP	BB	SO	WP	BK
2016	Mahoning Valley	4	1	1.17	13	7	0	0	0	46.0	32	11	6	0	4	9	26	1	0
2017	Akron	1	1	4.32	3	3	0	0	0	16.25	25	12	8	2	0	5	4	2	0
	Lake County	4	6	3.16	16	8	1	0	1	77.0	73	37	27	10	5	10	76	5	0
	Lynchburg	0	3	4.94	5	3	0	0	1	23.2	22	18	13	2	1	6	12	1	0
	Columbus	1	0	3.86	1	1	0	0	0	7.0	8	3	3	0	0	1	3	0	0
2018	Lynchburg	6	11	4.47	26	26	2	0	0	147.0	176	87	73	17	2	20	109	7	0
2019	Akron	8	11	4.38	23	23	0	0	0	129.1	155	71	63	9	4	27	75	4	0
	Columbus	1	1	4.91	3	3	0	0	0	14.2	15	8	8	2	0	2	14	2	0
2020					Did Not Pitch - COVID-19 Pandemic														
2021	Akron	6	3	2.68	17	12	0	0	1	74.0	81	26	22	6	5	18	64	4	0
	Columbus	0	3	5.08	9	6	0	0	0	39.0	42	23	22	4	0	14	33	2	0
2022	Columbus	8	6	4.72	24	20	1	1	0	122.0	142	70	64	12	5	26	98	1	0
	CLEVELAND	0	0	6.00	3	0	0	0	0	6.0	8	4	4	1	0	6	2	1	0
2023	Scranton/WB	5	5	5.64	19	19	0	0	0	91.0	121	63	57	14	3	26	77	0	0
					Played in Korea Baseball Organization														
	Minor League Totals	44	51	4.18	159	131	4	1	3	787.1	892	429	366	78	29	164	591	29	0
	Major League Totals	0	0	6.00	3	0	0	0	0	6.0	8	4	4	1	0	6	2	1	0

UNDERWOOD JR., Duane - RHP

NON-ROSTER INVITEE

HT: 6-2; **WT:** 225; **B:** R; **T:** R; **BORN:** 7/20/94 in Raleigh, N.C.; **RESIDES:** Largo, Fla.; **OBTAINED:** Signed by the Yankees as a minor league free agent on 12/14/23; **M.L. SVC:** 3.109; **CAREER NOTES:** Was originally selected by the Chicago Cubs in the second round of the 2012 First-Year Player Draft...over parts of six Major League seasons with the Chicago Cubs (2018-20) and Pittsburgh Pirates (2021-23), has gone 5-10 with three saves and a 4.63 ERA (190.2IP, 198H, 110R/98ER, 75BB, 179K, 21HR) in 144 career appearances (two starts)...has made four Opening Day rosters (2020 with Chicago-NL and 2021-23 with Pittsburgh)...**2023:** Made 20 relief appearances with the Pittsburgh Pirates, going 1-0 with two saves and a 5.18 ERA (24.1IP, 24H, 14ER, 11BB, 14K, 3HR)...began the season with Pittsburgh before being designated for assignment on 5/27...was outrighted to Triple-A Indianapolis on 6/2...spent the rest of the season with Indianapolis, going 0-5 with a 6.30 ERA (20.0IP, 20H, 17R/14ER, 7BB, 13K, 2HR) in 15 games (one start)...elected free agency on 10/2...prior to the season, represented Puerto Rico in the World Baseball Classic, tossing 3.0 scoreless innings of relief across three games (2K)...**2022:** Went 1-6 with one save and a 4.40 ERA (57.1IP, 57H, 35R/28ER, 25BB, 57K, 1HR) in a career-high 51 games (one start) with the Pittsburgh Pirates...among pitchers with at least 50.0 innings pitched, his 0.16 HR/9.0IP ratio was tied for the third-lowest in the Majors and was the second-lowest in the NL...made his first appearance of the season on Opening Day on 4/7 at St. Louis, facing one batter before leaving the game with right hamstring discomfort...was placed on the 10-day injured list on 4/9 (retroactive to 4/8) with a right hamstring strain...made four rehab appearances between Single-A Bradenton, Triple-A Indianapolis and Double-A Altoona (1W, 4.2IP, 4H, 1ER, 4BB, 3K)...was returned from rehab and reinstated from the injured list on 5/12...indicated at least 1K in a career-high 19 straight appearances from 5/12-7/24...matched the fifth-longest streak (in terms of games) by a Pirates reliever in franchise history...was on the COVID-19 injured list from 6/13-7/3...made two rehab appearances with Altoona (3.0IP, 2H, OR, 4K)...surrendered his only home run of the season on 7/29 vs. Philadelphia, a go-ahead two-run shot to Rhys Hoskins in the 10th inning (1.0IP, 3H, 2R/1ER, 1HR)...picked up his only win of the season on 8/4 vs. Milwaukee (1.0IP, 0H, 1R/0ER, 2BB/1BB, 1HP)...recorded his first career save on 9/13-G2 at Cincinnati, closing out a 1-0 victory (1.0IP, 1BB)...**2021:** In 43 relief appearances with the Pittsburgh Pirates, went 2-3 with a 4.33 ERA (72.2IP, 77H, 40R/35ER, 27BB, 65K, 9HR)...recorded career highs in innings pitched and strikeouts...pitched more than 1.0 inning in 28 of his 43 games, 2.0-or-more innings in 19 of those games and 3.0-or-more innings in five games...was acquired by Pittsburgh from the Chicago Cubs in exchange for INF Shendrik Apostol on 3/7...made his season debut on Opening Day on 4/1 at Chicago-NL, striking out all three batters faced (1.0IP)...tossed a season-high 3.2 scoreless innings on 5/26 vs. Chicago-NL (1H, 1BB, 2K), marking the longest outing as a reliever in his career...was placed on the 10-day injured list on 7/9 (retroactive to 7/8) with right side discomfort...was reinstated on 7/18...was placed on the 10-day injured list on 9/5 with right shoulder inflammation and missed the remainder of the season...was leading the Majors in innings pitched among relief pitchers prior to landing on the injured list on 9/5...was transferred to the 60-day injured list on 9/6...**2020:** Made 17 relief appearances for the Chicago Cubs during the COVID-19 shortened season, going 1-0 with a 5.66 ERA (20.2IP, 25H, 13ER, 6BB, 27K, 5HR)...made his first career Opening Day roster...picked up his first Major League win on 8/17-G2 vs. St. Louis (1.1IP, 2K)...did not allow a run in a career-high eight straight games from 8/25-9/19 (7.2IP, 5H, 1BB, 9K)...**2019:** Posted a 5.40 ERA (11.2IP, 13H, 7ER, 3BB, 13K, 2HR) in 12 relief appearances over three stints (7/30, 8/5-17, 9/1-29) with the Chicago Cubs...spent the majority of the season with Triple-A Iowa, going 3-7 with a 5.07 ERA (81.2IP, 84H, 55R/46ER, 41BB, 95K, 8HR) in 33 games (10 starts)...started in each of his first 10 games with Iowa before transitioning to the bullpen beginning on 5/31...posted a 2.83 ERA (28.2IP/9ER) and 36K in 19 relief appearances with Iowa before being recalled by Chicago-NL on 8/5...struck out all six batters faced (a career high) in his season debut with the Cubs on 8/6 vs. Oakland (2.0IP)...following the season, was ranked by *Baseball America* as having the "Best Changeup" among Cubs farmhands...**2018:** Saw his first Major League action with the Chicago Cubs...was recalled from Triple-A Iowa on 6/25 and made a spot start that night at Los Angeles-NL (L, 4.0IP, 2H, 1ER, 3BB, 3K, 1HR)...struck out his first batter faced, Joc Pederson (swinging), for his first career Major League strikeout...allowed his only run on a leadoff HR to Kike Hernandez in the second inning...spent the majority of the season with Iowa, going 4-10 with a 4.53 ERA (119.1IP, 127H, 71R/60ER, 37BB, 105K, 8HR) in 27 games (20 starts)...**2017:** Went 13-7 with a 4.43 ERA (138.0IP, 130H, 75R/68ER, 50BB, 98K, 13HR) in 25 games (24 starts) with Double-A Tennessee...shared the Southern League lead in wins...**2016:** Combined with Double-A Tennessee, the ACL Cubs, Single-A South Bend and Single-A Myrtle Beach to go 0-6 with a 4.32 ERA (73.0IP, 75H, 37R/35ER, 35BB, 62K, 7HR) in 18 starts...spent the majority of the season with Tennessee, going 0-5 with a 4.91 ERA (58.2IP, 32ER) and 46K...**2015:** In 16 combined starts with Single-A Myrtle Beach and the ACL Cubs, went 6-3 with a 2.41 ERA



(78.1IP, 55H, 26R/21ER, 24BB, 54K, 6HR)...spent the majority of the season with Myrtle Beach, going 6-3 with a 2.58 ERA (73.1IP, 21ER) and 48K in 14 starts...was named a Carolina League Mid-Season All-Star...helped bring home the Mills Cup Championship for Myrtle Beach, tossing 6.0IP and allowing just 1R in the clinching game...following the season, was tabbed by *Baseball America* as the Cubs' No. 4 prospect...was also named by the publication as the No. 7 prospect in the Carolina League...following the season, was named by MLB Pipeline as the No. 77 prospect in all of baseball...**2014:** Spent the entire season with Kane County, going 6-4 with a 2.50 ERA (100.2IP, 85H, 37R/28ER, 36BB, 84K, 10HR) in 22 games (21 starts)...was named the Midwest League "Pitcher of the Week" from 6/30-7/6 after tossing 6.0 scoreless innings on 7/5 at Clinton (3H, 6K, 1WP)...following the season, was labeled by *Baseball America* as the No. 10 prospect in the Cubs organization...**2013:** Made 14 appearances (11 starts) with short-season Single-A Boise, going 3-4 with a 4.97 ERA (54.1IP, 62H, 44R/30ER, 27BB, 36K, 4HR)...**2012:** Made his professional debut with the ACL Cubs, making five starts (8.2IP, 7H, 6R/5ER, 6BB, 7K, 1HR)...**PERSONAL:** Full name is Duane Lee Underwood Jr....graduated from Pope High School (Ga.)...was committed to the University of Georgia prior to signing with the Cubs.

Underwood's Career Pitching Record

Year	Club	W	L	ERA	G	GS	CG	SHO	SV	IP	H	R	ER	HR	HP	BB	SO	WP	BK
2012	ACL Cubs	0	1	5.19	5	5	0	0	0	8.2	7	6	5	1	1	6	7	2	0
2013	Boise	3	4	4.97	14	11	0	0	0	54.1	62	44	30	4	6	27	36	8	0
2014	Kane County	6	4	2.50	22	21	0	0	0	100.2	85	37	28	10	8	36	84	9	1
2015	Myrtle Beach	6	3	2.58	14	14	0	0	0	73.1	52	26	21	6	4	24	48	4	0
	ACL Cubs	0	0	0.00	2	2	0	0	0	5.0	3	0	0	0	0	0	6	1	0
2016	Tennessee	0	5	4.91	13	13	1	0	0	58.2	66	34	32	7	4	31	46	5	0
	ACL Cubs	0	0	0.00	1	1	0	0	0	1.0	1	0	0	0	0	0	2	0	0
	South Bend	0	1	2.08	3	3	0	0	0	8.2	5	2	2	0	0	4	12	0	0
	Myrtle Beach	0	0	1.93	1	1	0	0	0	4.2	3	1	1	0	1	0	2	0	0
2017	Tennessee	13	7	4.43	25	24	0	0	0	138.0	130	75	68	13	9	50	98	11	1
2018	Iowa	4	10	4.53	27	20	0	0	0	119.1	127	71	60	8	6	37	105	6	0
	CHICAGO-NL	0	1	2.25	1	1	0	0	0	4.0	2	1	1	1	0	3	3	0	0
2019	Iowa	3	7	5.07	33	10	0	0	0	81.2	84	55	46	8	3	41	95	6	0
	CHICAGO-NL	0	0	5.40	12	0	0	0	0	11.2	13	7	7	2	1	3	13	1	0
2020	CHICAGO-NL	1	0	5.66	17	0	0	0	0	20.2	25	13	13	5	1	6	27	2	0
2021	PITTSBURGH	2	3	4.33	43	0	0	0	0	72.2	77	40	35	9	4	27	65	3	0
2022	PITTSBURGH	1	6	4.40	51	1	0	0	1	57.1	57	35	28	1	5	25	57	5	0
	Bradenton	0	0	5.40	2	2	0	0	0	1.2	1	1	1	0	0	2	0	0	0
	Indianapolis	1	0	0.00	1	0	0	0	0	2.0	2	0	0	0	0	1	2	0	0
	Altoona	0	0	0.00	3	0	0	0	0	4.0	3	0	0	0	0	1	5	0	0
2023	PITTSBURGH	1	0	5.18	20	0	0	0	2	24.1	24	14	14	3	0	11	14	0	0
	Indianapolis	0	5	6.30	15	1	0	0	0	20.0	20	17	14	2	4	7	13	1	0
Minor League Totals		36	47	4.07	181	128	1	0	0	681.2	651	369	308	59	46	267	561	53	2
Major League Totals		5	10	4.63	144	2	0	0	3	190.2	198	110	98	21	11	75	179	11	0

UREÑA, Engelth – C

HT: 6-0; **WT:** 210; **B:** R; **T:** R; **BORN:** 8/17/04 in Santo Domingo Oeste, D.R.; **RESIDES:** Santo Domingo Oeste, D.R.; **OBTAINED:** Signed by the Yankees as a non-drafted free agent on 1/15/22; **M.L. SVC:** 0.000.

VALDEZ, Joel – LHP

HT: 6-4; **WT:** 180; **B:** L; **T:** L; **BORN:** 4/28/00 in El Seibo, D.R.; **RESIDES:** El Seibo, D.R.; **OBTAINED:** Acquired by the Yankees from the Phillies along with INF T.J. Rumlfield in exchange for RHP Nick Nelson and C Donny Sands on 11/19/21; **M.L. SVC:** 0.00; **CAREER NOTES:** Signed by the Philadelphia Phillies as a non-drafted free agent on 9/22/18...**2022:** Went 2-1 with a 3.52 ERA (53.2IP, 21ER) and 80K in 13 starts with the FCL Yankees and Single-A Tampa...led qualified Yankees farmhands in opponents' batting average (.179), ranked fourth in ERA and eighth in WHIP (1.23).

VANMETER, Josh – INF

HT: 5-11; **WT:** 198; **B:** L; **T:** R; **BORN:** 3/10/95 in Ossian, Ind.; **RESIDES:** Ft. Wayne, Ind.; **OBTAINED:** Signed by the Yankees as a minor league free agent on 1/16/24; **M.L. SVC:** 3.047; **CAREER NOTES:** Was originally drafted by the San Diego Padres in the fifth round of the 2013 First-Year Player Draft...over parts of four Major League seasons with the Cincinnati Reds (2019-20), Arizona Diamondbacks (2020-21) and Pittsburgh Pirates (2022), has batted .206 (153-for-743) with 83R, 38 doubles, 5 triples, 19HR, 79RBI, 888B and 175B in 300 career games...has appeared defensively in his career at second base (126G/99GS), left field (48G/32GS), left field (48G/32GS), first base (42G/28GS), third base (35G/24GS), right field (4G/1GS) and catcher (1G)...has made two Opening Day rosters (2021 with Arizona and 2022 with Pittsburgh)...**2023:** Spent the entire season in the minors with the Milwaukee Brewers organization...was signed to a minor league contract with the Brewers on 1/9 and attended spring training as a non-roster invitee...combined with Triple-A Nashville and the ACL Brewers (rehab assignment) to hit .209 (33-for-158) with 34R, 3 doubles, 1 triple, 6HR, 22RBI and 49BB in 51 games...was released on 9/24...**2022:** Batted .187 (32-for-171) with 15R, 5 doubles, 2 triples, 3HR, 14RBI and 19BB in 67 games with the Pittsburgh Pirates...made his first three Major League appearances as a pitcher (5/22 vs St. Louis, 7/1 vs Milwaukee, 7/6 vs the Yankees)...was acquired by Pittsburgh from the Arizona Diamondbacks in exchange for RHP Junior Sosa on 3/31...made his first appearance in the Majors as a catcher on 5/7-G1 at Cincinnati, catching the eighth inning (starter Roberto Perez was injured and backup Andrew Knapp was previously ejected)...marked his first time catching since high school...was placed on the 10-day injured list on 6/2 with a fractured left ring finger...went 2-for-18 (.111) with 3R, 1RBI and 4BB in five rehab games with Triple-A Indianapolis...was returned from rehab and reinstated from the 10-day injured list on 6/27...was designated for assignment on 9/7 and outrighted to Indianapolis on 9/10...hit .231 (3-for-13) with 3R, 2 doubles, 1HR, 2RBI and 3BB in four games with Indianapolis...**2021:** In 112 games with the Arizona Diamondbacks, batted .212 (58-for-274) with 26R, 17 doubles, 2 triples, 6HR, 36RBI and 33BB...posted career highs in games played, hits, RBI and walks...25 of his 58 went for extra-bases...batted .326 (14-for-43) with 2 doubles, 1 triple, 1HR and 4BB vs. left-handers...hit .333/472/593 (18-for-54) with 5 doubles, 3HR, 29RBI, 15BB and 1HP with RISP...made his first career Opening Day roster...reached base a career-high five times on 4/11 vs. Cincinnati (2H/3BB)...was optioned to Triple-A Reno on 5/22...batted .388/538/881 (26-for-67) with 23R, 6 doubles, 9HR, 20RBI and 23BB in 19 games with Reno...was named the Pacific Coast League "Player of the Week" from 6/14-20 after hitting .524/643/1.476 (11-for-21) with 10R, 2 doubles, 6HR, 12RBI and 7BB in five games...was recalled to Arizona on 6/20...eight of his nine hits from 7/19-31 went for extra bases (6 doubles, 1 triple, 1HR)...recorded his first career "walk-off" hit with a solo HR in the ninth inning on 10/3 vs. Colorado...**2020:** Hit .129 (9-for-70) with 9R, 3 doubles, 2HR, 6RBI and 7BB in 26 combined games with the Cincinnati Reds and Arizona Diamondbacks...began the season with Cincinnati, batting .059 (2-for-34) with 3R, 1 double, 1HR, 1RBI and 3BB in 14 games...was acquired by Arizona along with OF Stuart Fairchild from Cincinnati in exchange for RHP Archie Bradley and cash considerations...in 12 games with Arizona, hit .194 (7-for-36) with 6R, 2 doubles, 1HR, 5RBI and 4BB...**2019:** Saw his first Major League action with the Cincinnati Reds, batting .237 (54-for-228) with 33R, 13 doubles, 1 triple, 8HR, 23RBI, 29BB and 95B in 95



games over four stints (5/5-17, 5/21-6/18, 7/4-10, 7/18-9/29)...recorded career highs in runs scored, home runs and stolen bases...began the season with Triple-A Louisville before having his contract selected on 5/5, playing that night vs. San Francisco and entering the game as a pinch hitter (0-for-0, 1BB, 1SB)...recorded his first Major League hit on 5/8 at Oakland, a single in the second inning off Brett Anderson... hit his first Major League HR on 7/20 vs. St. Louis, a go-ahead two-run HR in the seventh inning off Miles Mikolas...homered in three straight games from 7/24-27...in 49 games with Louisville, batted .348/.429/.669 (63-for-181) with 43R, 14 doubles, 1 triple, 14HR, 43RBI, 24BB and 8SB...was named the Reds' Minor League "Player of the Month" and the International League "Player of the Month" for April after hitting .358/.446/.758 (34-for-95) with 24R, 5 doubles, 11HR, 28RBI, 14BB and 4SB in 26 games...was named an International League Mid-Season All-Star...**2018:** Combined with Double-A Pensacola and Triple-A Louisville to bat .260 (111-for-427) with 53R, 35 doubles, 6 triples, 12HR, 59RBI, 51BB and 10SB in 128 games...began the season with Pensacola, hitting .284 (27-for-95) with 13R, 10 doubles, 1HR, 14RBI, 23BB and 5SB in 30 games...was promoted to Louisville on 5/9, batting .253 (84-for-332) with 40R, 25 doubles, 6 triples, 11HR, 45RBI, 28BB and 5SB in 98 games...**2017:** Spent the entire season with Double-A Pensacola, hitting .255 (121-for-475) with 45R, 29 doubles, 1 triple, 5HR, 54RBI, 53BB and 15SB in 132 games...was named a Southern League Mid-Season All-Star...**2016:** In 124 combined games with Single-A Lake Elsinore and Double-A San Antonio in the San Diego Padres organization, batted .251 (114-for-454) with 61R, 23 doubles, 2 triples, 14HR, 56RBI, 55BB and 11SB...spent the majority of the season with Lake Elsinore, hitting .267 (93-for-348) with 51R, 21 doubles, 2 triples, 12HR, 51RBI, 48BB and 9SB in 95 games...was named a California League Mid-Season All-Star...was promoted to San Antonio on 7/29, where he hit .198 (21-for-106) with 10R, 2 doubles, 2HR, 5RBI, 7BB and 2SB in 29 games...following the season, played for the Peoria Javelinas in the Arizona Fall League...was named an Organization All-Star by MiLB.com...was acquired by the Cincinnati Reds on 12/9 as the player to be named later in the 12/8 trade that sent C Luis Torrens to San Diego...**2015:** Combined with Single-A Ft. Wayne and the AZL Padres to hit .299 (32-for-107) with 16R, 6 doubles, 1 triple, 3RBI and 13BB in 28 games...**2014:** Hit .254 (107-for-421) with 49R, 24 doubles, 3HR, 39RBI, 34BB and 8SB in 116 games with Single-A Ft. Wayne...**2013:** Made his professional debut, batting .278 (44-for-158) with 33R, 7 doubles, 2 triples, 16RBI, 24BB and 10SB in 44 games with the AZL Padres...**PERSONAL:** Full name is Joshua Michael VanMeter (pronounced "VAN-meter")... graduated from Norwell High School (Ind.) in 2013, where he also played basketball...had committed to Illinois State University prior to being drafted by the San Diego Padres.

VanMeter's Career Batting Record

Year	Club	AVG	G	AB	R	H	2B	3B	HR	RBI	SH	SF	HP	BB	SO	SB	CS	E	OBP	SLG
2013	AZL Padres	.278	44	158	33	44	7	2	0	16	1	1	2	24	25	10	4	11	.378	.348
2014	Ft. Wayne	.254	116	421	49	107	24	0	3	39	2	0	1	34	87	8	4	18	.311	.333
2015	Ft. Wayne	.250	25	96	13	24	4	0	0	3	0	0	0	13	12	1	1	2	.339	.292
	AZL Padres	.727	3	11	3	8	2	1	0	0	0	0	0	1	0	1	0	0	.727	1.091
2016	Lake Elsinore	.267	95	348	51	93	21	2	12	51	1	3	1	48	64	9	2	19	.355	.443
	San Antonio	.198	29	106	10	21	2	0	2	5	1	0	0	7	18	2	2	9	.248	.274
2017	Pensacola	.255	132	475	45	121	29	1	5	54	1	7	1	53	100	15	3	17	.326	.352
2018	Pensacola	.284	30	95	13	27	10	1	1	14	2	1	0	23	19	5	2	4	.420	.421
	Louisville	.253	98	332	40	84	25	6	11	45	0	2	0	28	73	5	3	4	.309	.464
2019	Louisville	.348	49	181	43	63	14	1	14	43	1	2	3	24	37	8	3	5	.429	.669
	CINCINNATI	.237	95	228	33	54	13	1	8	23	0	1	2	29	56	9	3	4	.327	.408
2020	CINCINNATI	.059	14	34	3	2	1	0	1	1	0	0	1	3	16	1	0	1	.158	.176
	ARIZONA	.194	12	36	6	7	2	0	1	5	0	0	1	4	8	0	0	1	.293	.333
2021	ARIZONA	.212	112	274	26	58	17	2	6	36	0	2	1	33	83	3	2	11	.297	.354
	Pitts	.388	19	67	23	26	6	0	9	20	0	1	0	23	21	1	0	2	.538	.881
2022	PITTSBURGH	.187	67	171	15	32	5	2	3	14	0	2	0	19	45	4	0	8	.266	.292
	Indianapolis	.161	9	31	6	5	2	0	1	3	0	0	0	7	10	0	1	1	.316	.323
2023	Nashville	.199	46	141	31	28	3	1	6	20	0	1	2	46	43	1	1	2	.400	.362
	ACL Brewers	.294	5	17	3	5	0	0	2	2	0	0	0	3	3	1	0	1	.400	.294
Minor League Totals		.265	700	2479	363	656	149	14	64	315	9	18	10	333	513	66	27	93	.352	.413
Major League Totals		.206	300	743	83	153	38	5	19	79	0	5	5	88	208	17	5	25	.293	.347

VARGAS, Alexander – INF

HT: 6-0; **WT:** 190; **B:** S; **T:** R; **BORN:** 10/29/01 in Matanzas, Cuba; **RESIDES:** Santo Domingo Centro, D.R.; **OBTAINED:** Signed by the Yankees as a non-drafted free agent on 7/31/18; **M.L. SVC:** 0.000; **CAREER NOTES:** 2023: Led all Yankees farmhands with six triples...**2021:** In 42 games with the FCL Yankees, batted .273 (41-for-150) with 37R, 7 doubles, 1 triple, 3HR, 26RBI, 20BB and 17SB...led the FCL with 37R and ranked fourth in stolen bases (17)...**2020:** Did not play due to the COVID-19 pandemic...**2019:** Tied for the GCL lead with five triples...**PERSONAL:** For the 2018 international signing period, was ranked by MLB.com as the No. 8 prospect and FanGraphs as the No. 14 prospect.

VARGAS, Emanuel – RHP

HT: 6-1; **WT:** 178; **B:** R; **T:** R; **BORN:** 10/10/05 in Aguadulce, Panama; **RESIDES:** Aguadulce, Panama; **OBTAINED:** Signed by the Yankees as a non-drafted free agent on 1/16/23; **M.L. SVC:** 0.000.

VELASQUEZ, Luis – RHP

HT: 5-9; **WT:** 180; **B:** R; **T:** R; **BORN:** 7/1/01 in Fantino, D.R.; **RESIDES:** Fantino, D.R.; **OBTAINED:** Signed by the Yankees as a non-drafted free agent on 4/26/19; **M.L. SVC:** 0.000; **CAREER NOTES:** 2023: In 36 combined games with Single-A Tampa and High-A Hudson Valley, went 3-3 with two saves and a 1.74 ERA (62.0IP, 28H, 14R/12ER, 33BB, 77K, 2HR)...was named the South Atlantic League "Pitcher of the Week" for 7/24-30 with Hudson Valley after retiring all 17 batters faced over two relief appearances (1W, 5.2IP, 8K).

VELDHUISEN, Remy – OF

HT: 6-2; **WT:** 190; **B:** L; **T:** R; **BORN:** 2/11/05 in San Juan de la Maguana, D.R.; **RESIDES:** San Juan de la Maguana, D.R.; **OBTAINED:** Signed by the Yankees as a non-drafted free agent on 1/15/24; **M.L. SVC:** 0.000.

VENTURA, Ángel – OF

HT: 6-1; **WT:** 165; **B:** R; **T:** R; **BORN:** 3/10/06 in Puerto Plata, D.R.; **RESIDES:** Puerto Plata, D.R.; **OBTAINED:** Signed by the Yankees as a non-drafted free agent on 1/15/24; **M.L. SVC:** 0.000.

VERDE, Kevin – INF

HT: 5-9; **WT:** 179; **B:** R; **T:** R; **BORN:** 12/12/05 in Carora, Venezuela; **RESIDES:** Carora, Venezuela; **OBTAINED:** Signed by the Yankees as a non-drafted free agent on 3/6/23; **M.L. SVC:** 0.000.



VILLARROEL, Carlos – C

HT: 6-1; WT: 188; B: R; T: R; BORN: 6/4/07 in Barquisimeto, Venezuela; RESIDES: San Cristóbal, D.R.; OBTAINED: Signed by the Yankees as a non-drafted free agent on 1/15/24; M.L. SVC: 0.000.

VILORIO, Francisco – OF

HT: 6-4; WT: 212; B: R; T: R; BORN: 10/31/06 in Hato Mayor del Rey, D.R.; RESIDES: Hato Mayor del Rey, D.R.; OBTAINED: Signed by the Yankees as a non-drafted free agent on 1/15/24; M.L. SVC: 0.000; PERSONAL: Was ranked as the 15th-best prospect by MLB.com for the 2024 international signing period.

VINYARD, Mason – RHP

HT: 6-2; WT: 218; B: R; T: R; BORN: 6/22/99 in Paducah, Ky; RESIDES: Paducah, Ky; COLLEGE: Western Kentucky University; OBTAINED: Signed by the Yankees as a non-drafted free agent on 8/15/22; M.L. SVC: 0.000; CAREER NOTES: 2023: Made his professional debut, going 4-1 with three saves and a 3.12 ERA (60.2IP, 41H, 24R/21ER, 29BB, 74K, 3HR) in 38 combined games with Single-A Tampa and High-A Hudson Valley.

VIVAS, Edison – C

HT: 6-0; WT: 184; B: R; T: R; BORN: 6/3/06 in Palo Negro, Venezuela; RESIDES: La Morita, Venezuela; OBTAINED: Signed by the Yankees as a non-drafted free agent on 2/24/23; M.L. SVC: 0.000.

VRIELING, Trystan – RHP

HT: 6-4; WT: 225; B: R; T: R; BORN: 10/2/00 in Lewiston, Idaho; RESIDES: Kennewick, Wash.; COLLEGE: Gonzaga University (Wash.); OBTAINED: Selected by the Yankees in the third round of the 2022 First-Year Player Draft; M.L. SVC: 0.000; CAREER NOTES: 2023: Following the season, pitched for the Mesa Solar Sox of the Arizona Fall League, making five starts and going 0-1 with a 5.06 ERA (10.2IP, 11H, 8R/6ER, 6BB, 15K, 4HR)...PERSONAL: In three seasons at Gonzaga University (2020-22), went 5-7 with a 4.31 ERA (137.2IP, 66ER) and 178K in 42 games (17 starts)...earned All-WCC Second Team honors...attended Kamiakin (Wash.) H.S.

WARRECKER, Bryce – RHP

HT: 6-8; WT: 260; B: L; T: R; BORN: 9/13/01 in Santa Cruz, Calif.; RESIDES: Santa Barbara, Calif.; COLLEGE: Cal Poly (Calif.); OBTAINED: Selected by the Yankees in the 20th round of the 2023 First-Year Player Draft; M.L. SVC: 0.000.

WARREN, Art – RHP

HT: 6-3; WT: 240; B: R; T: R; BORN: 3/23/93 in Defiance, Ohio; RESIDES: Napoleon, Ohio; COLLEGE: Ashland University (Ohio); OBTAINED: Signed by the Yankees to a two-year minor league contract on 12/8/22 with an invitation to 2024 spring training; M.L. SVC: 1.146; CAREER NOTES: Was originally selected by the Seattle Mariners in the 23rd round of the 2015 First-Year Player Draft...over parts of three Major League seasons with Seattle (2019) and Cincinnati (2021-22), has gone 6-3 with a 4.19 ERA (62.1IP, 50H, 32R/29ER, 32BB, 79K, 7HR) in 71 career relief appearances...2023: Did not pitch due to UCL surgery recovery...2022: In 39 relief outings with the Cincinnati Reds, went 2-3 with three saves and a 6.50 ERA (36.0IP, 37H, 29R/26ER, 22BB, 40K, 6HR) over two stints with the Reds...made his first Opening Day roster with the Reds...recorded his first career save on 4/10 at Atlanta...was placed on the 15-day injured list on 7/4 (retroactive to 7/3)-8/16 with a right flexor pronator strain...tossed four combined rehab games with Triple-A Louisville and High-A Dayton and Triple-A Louisville, tossing 4.0 scoreless innings (2H, 1BB, 5K)...while in the minors, was transferred to the Major League 60-day injured list on 9/25 after undergoing surgery to strengthen the UCL in his right elbow on 9/21...was non-tendered on 11/18...2021: Was traded to Cincinnati from Texas on 1/6 in exchange for cash considerations...went 3-0 with a 1.29 ERA (21.0IP, 11H, 3ER, 8BB, 34K, 1HR) in 26 relief outings over multiple stints with the Reds...recorded a career-high 13.1 scoreless inning streak and was the 10th-longest active streak in the Major Leagues when the season concluded...was placed on the 10-day injured list on 7/15 and transferred to the 60-day injured list on 8/11 with a left oblique strain...was activated on 9/18...went 1-2 with two saves, a 5.06 ERA (16.0IP, 9ER) and 30K in 15 outings with Triple-A Louisville...2020: Spent most of Summer Camp at the Mariners' Alternate Site...was promoted to the Mariners' 28-man roster on 8/18, but did not pitch and was optioned back the following day...was claimed off waivers by the Rangers on 10/21...2019: Saw his first Major League action with the Mariners...did not allow a run in 5.1IP over six relief appearances (1W, 2H, 2BB, 5K)...made his Major League debut on 9/12 vs. Cincinnati (0.1IP, 1H, 1BB)...recorded his first career strikeout on 9/20 at Baltimore, striking out Chris Davis (looking)...began the season with Double-A Arkansas, going 2-1 with 15 saves and a 1.71 ERA (31.2IP, 23H, 9R/6ER, 13BB, 41K, 1HR) in 29 relief outings...was named a Texas League Postseason All-Star...2018: Limited to 14 relief appearances with Double-A Arkansas, going 1-2 with two saves and a 1.72 ERA (15.2IP, 10H, 7R/3ER, 14BB, 22K, 0HR)...2017: Went 3-1 with eight saves and a 3.06 ERA (64.2IP, 58H, 25R/22ER, 25BB, 67K, 5HR) in 43 relief outings with Single-A Modesto...2016: In 27 combined games (20 starts) with Single-A Clinton and Single-A Bakersfield, went 11-2 with a 3.17 ERA (110.2IP, 113H, 49R/39ER, 46BB, 93K, 2HR)...was named a Midwest League Mid-Season All-Star...2015: Made his professional debut with the AZL Mariners, going 1-0 with a 3.86 ERA (7.0IP, 3ER) and 10K in six appearances...PERSONAL: Pitched for the University of Cincinnati from 2012-13 and for Ashland University in 2015...missed the 2014 collegiate season while recovering from "Tommy John" surgery.

NON-ROSTER INVITEE

Warren's Career Pitching Record

Year	Club	W	L	ERA	G	GS	CG	SHO	SV	IP	H	R	ER	HR	HP	BB	SO	WP	BK	
2015	AZL Mariners	1	0	3.86	6	0	0	0	0	7.0	7	3	3	0	0	3	10	2	0	
2016	Clinton	9	1	2.19	14	14	0	0	0	74.0	71	23	18	1	5	18	55	9	0	
	Bakersfield	2	1	5.15	13	6	0	0	0	36.2	42	26	21	1	4	28	38	3	0	
2017	Modesto	3	1	3.06	43	0	0	0	8	64.2	58	25	22	5	4	25	67	3	1	
2018	Arkansas	1	2	1.72	14	0	0	0	2	15.2	10	7	3	0	0	14	22	4	0	
2019	Arkansas	2	1	1.71	29	0	0	0	15	31.2	23	9	6	1	0	13	41	6	0	
	SEATTLE	1	0	0.00	6	0	0	0	0	5.1	2	0	0	0	0	2	5	1	0	
2020																				
	Alternate Site																			
2021	Louisville	1	2	5.06	15	0	0	0	2	16.0	18	10	9	1	0	5	30	4	0	
	CINCINNATI	3	0	1.29	26	0	0	0	0	21.0	11	3	3	1	1	8	34	0	0	
2022	CINCINNATI	2	3	6.50	39	0	0	0	3	36.0	37	29	26	6	2	22	40	0	0	
	Louisville	0	0	0.00	1	0	0	0	0	1.0	1	0	0	0	0	1	1	0	0	
	Dayton	0	0	0.00	3	0	0	0	0	3.0	1	0	0	0	0	0	4	0	0	
2023																				
	Did Not Pitch																			
	Minor League Totals	19	8	2.96	138	20	0	0	27	249.2	231	103	82	9	13	107	268	31	1	
	Major League Totals	6	3	4.19	71	0	0	0	3	62.1	50	32	29	7	3	32	79	1	0	



WARREN, Will – RHP

HT: 6-2; **WT:** 200; **B:** R; **T:** R; **BORN:** 6/16/99 in Brandon, Miss.; **RESIDES:** Brandon, Miss.; **COLLEGE:** Southeastern Louisiana University; **OBTAINED:** Selected by the Yankees in the eighth round of the 2021 First-Year Player Draft; **M.L. SVC:** 0.000; **CAREER NOTES:** **2023:** Went 10-4 with a 3.35 ERA (129.0IP, 109H, 60R/48ER, 59BB, 149K, 15HR) in 27 combined games (25 starts) with Double-A Somerset and Triple-A Scranton/Wilkes-Barre...among qualified Yankees farmhands, ranked third in wins and winning percentage (.714), fourth in games started, fifth in ERA, strikeouts and innings pitched, sixth in opponents' BA (.226) and eighth in WHIP (1.30)...began the season with Somerset, going 3-0 with a 2.45 ERA (29.1IP, 26H, 10R/8ER, 12BB, 39K, 0HR) in six starts...was promoted to Scranton/Wilkes-Barre on 5/17, going 7-4 with a 3.61 ERA (99.2IP, 83H, 50R/40ER, 47BB, 110K, 15HR) in 21 games (19 starts)...was named the International League "Pitcher of the Month" in September with Scranton/Wilkes-Barre after going 1-0 with a 0.63 ERA (28.2IP, 15H, 2ER, 11BB, 36K, 0HR) in five games (three starts)...following the season, was tabbed by *Baseball America* as the Yankees' No. 9 prospect...was also labeled by the publication as having the "Best Control" among Yankees farmhands...**2022:** In his first professional season, went 9-9 with a 3.91 ERA (129.0IP, 119H, 70R/56ER, 42BB, 125K, 10HR) in 26 starts with High-A Hudson Valley and Double-A Somerset...ranked second among Yankees farmhands in games started, fourth in innings pitched, tied for fourth in wins, seventh in strikeouts, ninth in WHIP (1.25) and 10th in ERA...went 2-3 with a 3.60 ERA (35.0IP, 14ER) and 42K in eight starts with Hudson Valley before being promoted to Somerset on 5/28...was named the Eastern League "Pitcher of the Week" from 7/4-10 after allowing just 3H over 7.0 scoreless innings on 7/7 vs. Bowie (5K)...in 18 starts with the Patriots, went 7-6 with a 4.02 ERA (94.0IP, 42ER) and 83K...following the season, was ranked by *Baseball America* as the Yankees' No. 7 prospect, as well as labeled as having the "Best Slider" among Yankees farmhands...**2021:** Did not pitch...**PERSONAL:** Full name is William Harper Warren...played four collegiate seasons (2018-21) at Southeastern Louisiana University, going 13-10 with two complete games, four saves, a 3.90 ERA (205.1IP, 89ER) and 193K in 98 games (30 starts)...as a senior in 2021, went 7-2 with two complete games and a 2.57 ERA (91.0IP, 26ER) and 95K in 14 starts, earning Southland All-Conference Team honors...graduated from Jackson Prep (Miss.) H.S.

Warren's Career Pitching Record

Year	Club	W	L	ERA	G	GS	CG	SHO	SV	IP	H	R	ER	HR	HP	BB	SO	WP	BK
2021										Did Not Pitch									
2022	Hudson Valley	2	3	3.60	8	8	0	0	0	35.0	30	16	14	2	2	9	42	2	0
	Somerset	7	6	4.02	18	18	0	0	0	94.0	89	54	42	8	7	33	83	3	1
2023	Somerset	3	0	2.45	6	6	0	0	0	29.1	26	10	8	0	0	12	39	0	0
	Scranton/WB	7	4	3.61	21	19	0	0	0	99.2	83	50	40	15	5	47	110	3	2
Minor League Totals		19	13	3.63	53	51	0	0	0	258.0	228	130	104	25	14	101	274	8	3

WATSON, Danny – RHP

HT: 6-7; **WT:** 235; **B:** R; **T:** R; **BORN:** 10/6/00 in Albany, N.Y.; **RESIDES:** Virginia Beach, Va.; **COLLEGE:** Virginia Commonwealth University; **OBTAINED:** Selected by the Yankees in the 15th round of the 2021 First-Year Player Draft; **M.L. SVC:** 0.000; **CAREER NOTES:** **2023:** Went 7-1 with five saves and a 1.58 ERA (62.2IP, 30H, 14R/11ER, 25BB, 82K, 6HR) in 45 combined relief appearances with High-A Hudson Valley and Double-A Somerset...according to MiLB.com, posted the best ERA among minor leaguers with at least 60.0IP, while also ranking third in opponents' BA (.138) and WHIP (0.88)...was tied for fourth in appearances and tied for fifth in saves among Yankees farmhands...following the season, was named an MiLB Awards All-MiLB Prospect Second Team...**PERSONAL:** Full name is Daniel Scott Watson...in three seasons with VCU, went 8-5 with three saves and a 3.38 ERA (88.0IP, 73H, 40R/33ER, 29BB, 92K, 1HR) in 40 games (seven starts).

WEGNER, Jared – OF

HT: 6-1; **WT:** 215; **B:** R; **T:** R; **BORN:** 7/25/99 in Kearney, Neb.; **RESIDES:** Kearney, Neb.; **COLLEGE:** University of Arkansas; **OBTAINED:** Selected by the Yankees in the ninth round of the 2023 First-Year Player Draft; **M.L. SVC:** 0.000; **PERSONAL:** Played collegiately at Creighton University from 2019-22 before transferring to the University of Arkansas for the 2023 season...in his one season at Arkansas, batted .313/.457/.673 (46-for-147) with 46R, 4 doubles, 2 triples, 15HR, 51RBI and 33BB in 43 games...hit 15HR in 43 games at Arkansas in 2023 after hitting 14HR in 2021, in his previous four seasons at Creighton.

WILSON, Justin – RHP

HT: 6-0; **WT:** 200; **B:** R; **T:** R; **BORN:** 9/9/96 in Murfreesboro, Tenn.; **RESIDES:** Nashville, Tenn.; **COLLEGE:** Vanderbilt University; **OBTAINED:** Selected by the Yankees in the 23rd round of the 2018 First-Year Player Draft; **M.L. SVC:** 0.000; **CAREER NOTES:** **2023:** Went 3-1 with two saves and a 3.86 ERA (28.0IP, 22H, 13R/12ER, 18BB, 28K, 3HR) in 23 relief appearances with Triple-A Scranton/Wilkes-Barre...**PERSONAL:** Pitched one season (2018) at Vanderbilt after transferring from Volunteer State (Tenn.) Community College, where he played both ways as a freshman in 2016...made just seven appearances with Vanderbilt, logging a 2.84 ERA (6.1IP, 2H, 2ER, 4BB, 9K)...missed the 2017 season at Vanderbilt while recovering from elbow surgery...graduated in 2015 from Oakland (Tenn.) H.S...his father, Craig, is a retired NASCAR driver.

YULIE, Tyrone – RHP

HT: 6-5; **WT:** 240; **B:** R; **T:** R; **BORN:** 8/4/01 in La Romana, D.R.; **RESIDES:** La Romana, D.R.; **OBTAINED:** Signed by the Yankees as a non-drafted free agent on 7/5/18; **M.L. SVC:** 0.000; **CAREER NOTES:** **2023:** Went 5-6 with a 4.56 ERA (79.0IP, 60H, 50R/40ER, 43BB, 90K, 13HR) in 16 starts with High-A Hudson Valley...was named the South Atlantic League "Pitcher of the Week" for 6/19-25 after tossing 7.0 hitless innings on 6/20 at Brooklyn (OR, 3BB, 7K).

ZAPATA, Yael – OF

HT: 6-0; **WT:** 183; **B:** R; **T:** R; **BORN:** 2/26/06 in San Pedro de Macoris, D.R.; **RESIDES:** San Pedro de Macoris, D.R.; **OBTAINED:** Signed by the Yankees as a non-drafted free agent on 12/15/23; **M.L. SVC:** 0.000.





Media Information

During the inaugural Hispanic Heritage Commemoration on September 21, 2023, **Aaron Judge** [R] held a press conference with members of the Spanish language media. Questions and answers were interpreted by Bilingual Media Relations Coordinator **Marlon Abreu** [L].

Yankees Media Relations Staff

Please follow us on  — @YankeesPR & @LosYankeesPR



**Jason
Zillo**



**Michael
Margolis**



**Kaitlyn
Brennan**



**Jon
Butensky**



**Parker
Lougée**



**Jon
Simon**



**Marlon
Abreu**

Habla Español



**Germania Dolores
Hernandez-Simonetti**

Habla Español



**Samantha
Levin**

Media Services at Yankee Stadium

Communications and Media Relations Department
Yankee Stadium • One East 161st Street • Bronx, NY 10451
Switchboard: (718) 293-4300

Media Relations: (718) 579-4460

E-mail: media@yankees.com, credentials@yankees.com

Web site: www.yankees.com, www.yankeesbeisbol.com

X: @YankeesPR / @LosYankeesPR

Jason Zillo – Vice President
Michael Margolis – Senior Director
Kaitlyn Brennan – Senior Manager
Jon Butensky – Coordinador

Parker Lougée, Jon Simon – Asistentes

Marlon Abreu – Bilingual Media Relations Coordinator

Germania Dolores Hernandez-Simonetti – Administrative Asst.

Samantha Levin – Associate

Servicios para la Prensa en el Yankee Stadium

Departamento de Comunicaciones y Relaciones Públicas
Yankee Stadium • One East 161st Street • Bronx, NY 10451

Central de Teléfonos: (718) 293-4300

Relaciones Públicas: (718) 579-4460

Correo Electrónico: media@yankees.com, credentials@yankees.com

Página de Internet: www.yankees.com, www.yankeesbeisbol.com

X: @YankeesPR / @LosYankeesPR

Jason Zillo – Vice Presidente
Michael Margolis – Director Senior
Kaitlyn Brennan – Gerente Senior
Jon Butensky – Coordinador

Parker Lougée, Jon Simon – Asistentes

Marlon Abreu – Coordinador Bilingüe y Relaciones Públicas

Germania Dolores Hernandez-Simonetti – Asistente de Administración

Samantha Levin – Asociado



Yankee Stadium Press Box

The Press Box at Yankee Stadium is located on the 200 level behind home plate, offering a full view of the field to working media during games. Media may access the Press Box via the elevator located in the Field MVP Lounge on the 100 level, directly behind the Press Gate.



Yankees Television Broadcasters



The **YES Network**, the most-watched regional sports network in the country 18 of the last 21 years, is the exclusive regional media home of the 27-time World Champion New York Yankees, the Brooklyn Nets and the New York Liberty. The network has won 146 New York Emmy Awards since its 2002 launch.



Michael Kay

Michael Kay is the Emmy Award-winning Yankees play-by-play announcer for the YES Network who also hosts the network's *CenterStage* series and its various programming specials. The 2024 season is his 33rd year broadcasting Yankees baseball: the first 10 years on radio, the latter 23 on YES.

Kay was a part of YES' Yankees team that won a 2023 Emmy Award for its pre-game show, and a 2022 Emmy Award for Live Sports Programming.

Kay's *CenterStage* show won a 2020 New York Emmy for best Interview/Discussion show. He also won a 2015 New York Emmy Award for his play-by-play work on YES' Yankees telecasts, and a 2017 New York Emmy for his *CenterStage* hosting duties. In total, Kay has earned 18 Emmy wins and 69 Emmy nominations while at YES. He also won CableFAX Program Awards in 2011 and 2013 for his *CenterStage* hosting duties.

In addition, *The Michael Kay Show*, a sports talk show heard weekdays on ESPN Radio 98.7 FM in New York which Kay co-hosts with Don La Greca & Peter Rosenberg, has been simulcast live weekday afternoons on YES since Feb. 2014.

During the 2022 and 2023 MLB seasons, Kay co-hosted, with former Yankee Alex Rodriguez, special "KayRod Casts," alternate broadcasts on ESPN2 that aired alongside ESPN's traditional *Sunday Night Baseball* broadcasts.

In November 2016, Kay was inducted into the New York State Baseball Hall of Fame. He was inducted into the New York State Broadcasters Association Hall of Fame in October 2018. The following month, he was awarded the Lou Gehrig Sports Award by the Greater New York Chapter of the A.L.S. Association.

Kay received the Vin Scully Award for Excellence in Sports Broadcasting from WFUV Radio in November 2018; WFUV is the radio station for Fordham University, Kay's alma mater. Previous recipients of the Vin Scully Award include Dick Enberg, Ernie Harwell, Bob Costas, Al Michaels, Verne Lundquist, Pat Summerall and Mike "Doc" Emrick.

He was inducted into the inaugural Hall of Fame class of the prestigious Bronx High School of Science in February of 2018. Kay was awarded the Italian American Baseball Federation Media Award in December 2022. In 2005, Kay was honored in his home borough of the Bronx, having an honorary street sign in his name erected on the Grand Concourse. In December 2023, Kay was recognized as a National Honoree by the Stamford (Ct.) Old Timers Athletic Association.

Kay handled play-by-play duties for ESPN's coverage of the 2023 Blue Jays-Twins American League Wild Card Series. He also did play-by-play on the ESPN Radio Network for the 2016 Blue Jays-Rangers American League Division Series, the 2013 Tigers-Athletics American League Division Series and the 2008 Phillies-Brewers National League Division Series. He also was a frequent contributor to ESPN's Emmy Award-winning *Sports Reporters* television show.

Prior to joining the YES Network in 2002, Kay worked at the MSG Network since 1989 as a Yankees reporter. In 1992, he added Knicks locker room reporter to his responsibilities, and continued in that role until the 1998-99 season.

Kay was awarded the Dick Young Award for Excellence in Sports Media by the New York Pro Baseball Scouts in 1995. In 1998, he was on the MSG Network team that won a New York Emmy for "Outstanding Live Sports Coverage - Series." In 1996 and 1997 he was a member of the MSG Network team that won New York Emmys for "Outstanding Live Sports Coverage - Single Program" for Dwight Gooden's no-hitter and "The Battle for New York: Yankees vs. Mets." He was also a part of the Yankees/MSG Network production team that was nominated for New York Emmy Awards for six consecutive years.

In addition to his television work, the Bronx, NY, native worked as a Yankees analyst on WABC Radio from 1992 through the 2001 season which concluded with the classic Yankees-Diamondbacks World Series. Kay was a winner of "Best Sports Reporter" honors at the 2000 New York Metro Achievement in Radio Awards. In 1998, Kay also began co-hosting *Sports Talk with John Sterling and Michael Kay*, a nightly sports radio call-in show which aired on WABC Radio during the winter months.

Shortly after graduating from Fordham University in 1982 with a B.A. in Communications, Kay worked at SportsPhone and as the public address announcer for the New York Pro Summer Basketball League.

In 1982, Kay landed the job as general assignment writer for the New York Post. Two years later, he began covering college basketball (1984-85) and then spent two years as the writer covering the New Jersey Nets. In 1987, he moved to baseball at the Post, serving as the Yankees beat reporter. While he was in that position, he got his first television job with MSG Network as host of the Hot Stove League segment of MSG's *SportsNight*.

In 1989, Kay moved to the New York Daily News, where he was the Yankees beat reporter before taking the job as a Yankees broadcaster on WABC Radio in 1992. With that jump, Kay became the first newspaper reporter in any sport to make the move into the broadcast booth full-time, performing both play-by-play and analysis.

Kay stayed on the radio for 10 years, broadcasting the Yankees' four World Series championships during that time, before moving to the television side to become the lead play-by-play man for YES in 2002.

Kay has been involved in the Baseball Assistance Team (B.A.T.), a charitable organization whose mission is to provide assistance to members of the baseball community. He co-hosted the 2013 B.A.T. fundraising dinner in New York. Kay also was master of ceremonies at the 2013 Thurman Munson Awards fundraising dinner in New York.

Kay is active with the Alzheimer's Association in memory of his mother, Rose, who passed away from the disease in 2006. He also teamed up with former Yankees manager Joe Girardi and Girardi's Catch 25 Foundation to organize annual charity dinners to raise money for Alzheimer's research.

Kay and his wife Jodi Applegate have a daughter, Caledonia Rose Kay, born in January 2013, and a son, Charles Applegate Kay, born in November 2014.





Meredith Marakovits

Emmy Award-winning Meredith Marakovits was named the YES Network's New York Yankees clubhouse reporter in March 2012. She reports on the team within the network's Yankees game telecasts, pre- and post-game shows, *Yankees Batting Practice Today* and *Yankees Hot Stove*. She also periodically hosts the network's Brooklyn Nets pre- and post-game shows.

During the 2023 Yankees season, Marakovits began hosting recurring enhanced *Yankees Batting Practice Today* shows from the field at Yankee Stadium. These "BP Takeovers" consist of game previews, player interviews, pre-taped features, the answering of fan questions and more.

Marakovits has won eight New York Emmy Awards while covering the Yankees at YES, including two in 2023: one for her Yankees reporting duties and one for being an integral member of YES' Yankees pre-game coverage. In 2019 she was named to the "Top Women in Sports" list by the trade organization Cynopsis. The Cynopsis list recognizes female trailblazers in the sports industry; Marakovits was named in the On-Air Talent category.

Marakovits also appears on YES' special Yankees programming and contributes to YESNetwork.com, the network's Emmy Award-winning website, as well as YES' various social media platforms. In January 2016, she traveled to the Dominican Republic to interview a number of Yankees players for YES' *Yankees Access* show. She also hosted the weekly *Joe Girardi Show* on YES while Girardi managed the Yankees.

Marakovits frequently appears as a guest on MLB Network shows such as *The Rundown* and *MLB Now*.

Prior to joining the YES team, Marakovits worked for several Comcast SportsNet regional sports networks including SNY in New York, where she was an anchor and also contributed to SNY programs *The Wheelhouse*, *Daily News Live* and *GEICO Sportsnite*. At Comcast SportsNet Philadelphia, Marakovits was a Philadelphia 76ers sideline reporter, as well as a contributor to *Toyota Sportsnite*. She was also a fill-in anchor at Comcast SportsNet New England.

On the radio side, Marakovits covered the Yankees and Mets for 1050 ESPN, and contributed elsewhere to WFAN radio in New York. Preceding her work in New York, Marakovits served as the Phillies reporter for 950 ESPN Radio/97.5 the Fanatic in Philadelphia. While there she covered back-to-back World Series, contributed to ESPN and ESPNNews, and appeared on MLB's first reality series, *The Pen*.

Earlier in her career, Marakovits served as the pre- and post-game host and field reporter for the Emmy Award-winning Lehigh Valley Ironpigs Television Network in Allentown, Pennsylvania; the IronPigs are the Phillies' AAA affiliate. She also covered the Reading Phillies (AA affiliate) while there. Marakovits also worked for Service Electric 2's sports division as a sideline reporter for college football, basketball, and indoor football broadcasts.

In December 2013, Marakovits' alma mater, Allentown (Pa.) Central Catholic High School, inducted her into its Rockne Wall of Fame, for her athletic exploits. A Northampton, Pa. native, Marakovits is a graduate of La Salle University in Philadelphia, where she played volleyball and graduated in 2005 with a degree in Communications.



Yankees broadcaster Red Barber (right) interviews Mickey Mantle and Roger Maris on the *Red Barber Show* in 1961.



David Cone

David Cone, the strikeout artist who endeared himself to New York Yankees fans for his numerous clutch performances and for hurling a perfect game in 1999, initially joined YES as a Yankees analyst in 2002. After pitching for the Mets in 2003 and then retiring from baseball, he re-joined YES as an analyst for the 2008 and 2009 seasons. After a year away from the mic, he came back again to YES in 2011 and has been with the network ever since. Cone has won five New York Emmy Awards while at YES.

In addition to his YES work, Cone has been a game analyst on ESPN's *Sunday Night Baseball* telecasts since 2022. He was also a game analyst for ESPN's coverage of the Phillies-Marlins National League Wild Card Series. In 2019, Cone collaborated on a book with YES colleague Jack Curry called *Full Count: The Education Of A Pitcher*, which was a New York Times best-seller.

Cone compiled a 194-126 record, 3.46 ERA and 2,668 strikeouts in his 17-year Major League career. He captured the American League Cy Young Award in 1994 and was a five-time All-Star (1988, 1992, 1994, 1997 and 1999). The Kansas City, Mo. native, known for coming up big in critical games, posted an 8-3 postseason record and played on five world championship teams: the 1992 Blue Jays and the 1996, 1998, 1999 and 2000 Yankees.

The flame-throwing right-hander was drafted by his hometown Kansas City Royals in the third round of the 1981 amateur draft and made his Major League debut with the Royals in 1986. He played the next five and a half seasons with the Mets; in 1988, he ran up a 20-3 record, 2.22 ERA and 213 strikeouts, and on October 6, 1991, he struck out 19 Phillies in a game.

After short stints with the Blue Jays and the Royals (again), he joined the Yankees in 1995. Arguably his finest season in pinstripes was 1998, when he was 20-7 with a 3.55 ERA and 209 strikeouts. A year later, on July 18, 1999, he hurled a perfect game against the Montreal Expos, only the second inter-league perfect game in Major League history. Fellow Yankee Don Larsen's World Series gem in 1956 was the first.

While with the Yankees from 1995-2000, Cone was 64-40 with a 3.91 ERA and 888 strikeouts. He pitched for Boston in 2001, sat out the 2002 season, and pitched briefly for the Mets in 2003 before retiring.



Jack Curry

Jack Curry, who covered the New York Yankees and Major League Baseball at *The New York Times* for nearly 20 years as its Yankees beat writer and as a national baseball writer, joined the YES Network in February of 2010 as a Yankees analyst, reporter and program contributor, and as a columnist on the Emmy-Award winning YESNetwork.com. He has won eight New York Emmy Awards at YES, including two in 2023: one in the Commentator/Editorialist category, and one for his work as part of YES' Yankees Pre-Game coverage.

Curry has co-written four New York Times best-selling books: *The 1998 Yankees: The Inside Story of the Greatest Team in Baseball History*, published in May 2023; he collaborated in 2022 with YES colleague Paul O'Neill on a book entitled *A Swing And A Hit*; in 2019, he collaborated on a book with another YES colleague, David Cone, called *Full Count: The Education Of A Pitcher*; and in 2000 he co-wrote a book with Derek Jeter entitled *The Life You Imagine: Life Lessons for Achieving Your Dreams*.

Curry has also hosted YES' *Yankees Access* specials, which give viewers exclusive, off-the-field, behind-the-scenes looks at some of the most popular Yankees players. He has traveled to the Dominican Republic and Taiwan to report on Yankee feature stories, international travel atypical of regional sports networks.

Since November 2005, Curry has been a regular contributor to YES' *Yankees Hot Stove* show. His television experience actually extends back to 1991, when he began contributing to Madison Square Garden Network's Yankees pre-game show and weekly baseball magazine show.

While at YES, Curry also hosted *JCTV: Jack Curry TV*, the innovative YESNetwork.com original series which featured interviews with some of the biggest names in sports, entertainment and the media.

Curry joined *The New York Times* in 1987 and became the Yankees beat writer in 1991. He was a national baseball writer at the newspaper from 1998 until December of 2009. While at *The Times*, Curry authored more than 4,500 articles, covering 18 World Series, 11 All-Star Games, 10 MLB Winter Meetings and 2 World Baseball Classics. The New Jersey native also was nominated for a Pulitzer Prize for Public Service Reporting at *The Times* in 1999 for co-writing a series on the demise of New York high school sports, and won multiple Publisher Awards at *The Times*, monthly awards that recognize the best journalism at the paper. Curry has also been the chairman of the New York chapter of the Baseball Writers' Association of America.

In January 2013, Curry received the Broadcast Achievement Award from the New Jersey Sports Writers Association. Also that year, he was named "Top Sports Analyst" by the New Jersey-based *201 Magazine*.

Curry is a 1986 graduate of Fordham University, where he earned a Bachelor's Degree in Communications.



John Flaherty

Former New York Yankees catcher John Flaherty joined the YES team in the spring of 2006 as a field reporter, studio analyst and game analyst for YES' Yankees telecasts. He has won seven New York Emmy Awards while at YES and has earned individual New York Emmy Award nominations in 2010, 2011, 2013, 2017, 2019, 2020, 2021 and 2023 for his YES work.

Drafted by Boston in 1988, Flaherty progressed within their farm system before joining the parent club in 1992. He played 14 MLB seasons with five teams (Red Sox 1992-93, Detroit Tigers 1994-96, San Diego Padres 1996-97, Tampa Bay Devil Rays 1998-02 and the Yankees 2003-05).

He is perhaps best known to many Yankees fans for his 2004 pinch-hit "walk-off" single that ended a 13-inning regular season game against the Red Sox. In 2005, he became Yankees pitcher Randy Johnson's personal catcher, in addition to backing up starting catcher Jorge Posada.

During his MLB career, he had a .252 batting average in 1,047 games and collected 849 hits, including 80 home runs.

Flaherty is a New York City native and a graduate of George Washington University. He serves on the Access Foundation Board for Access: Supports for Living. In 2015, he was inducted into the New York State Baseball Hall of Fame. In 2009, he was awarded an honorary Doctorate of Humane Letters from St. Thomas Aquinas College in Sparkill, N.Y.



Todd Frazier

Former MLB third baseman Todd Frazier joined the YES Network in 2023 as a New York Yankees studio analyst.

During Frazier's 11 years in the Majors, he totaled 1,059 hits, 218 home runs and 640 runs batted in, playing with the Cincinnati Reds, Chicago White Sox, Yankees, New York Mets, Texas Rangers and Pittsburgh Pirates. With the Reds, Frazier finished third in NL Rookie of the Year voting in 2012 and was named an All-Star twice (2014 and 2015). Frazier also won the All-Star Game Home Run Derby in 2015. He made postseason appearances in three seasons, twice with the Reds (2012 and 2013) and during his one year with the Yankees in 2017.

Frazier was also part of the 2020 US Olympic team that won a Silver Medal in Tokyo, Japan.

In addition to YES, Frazier co-hosts the daily "Foul Territory" independent MLB digital show alongside A.J. Pierzynski, Erik Kratz and Adam Jones, on which the former players interview current MLB stars. Video versions of the show can be found on YouTube and Twitch, while Spotify, Apple Podcasts and other podcast platforms host an audio-only version of the show.

Frazier is also a game analyst on ESPN's Little League World Series coverage. In 1998, Frazier led the Toms River East (N.J.) team to the Little League World Series title. He went 4-for-4 including a leadoff home run in the championship game, and was also the winning pitcher. In five Little League World Series games that year, Frazier batted 9-for-15 with four home runs (one of which was a grand slam), drove in 10 RBI and scored 11 runs. He was inducted into the Little League Hall of Excellence in 2022.



Yankees starting pitcher Gerrit Cole speaks to media at his introductory press conference at Yankee Stadium on December 18, 2019.





Joe Girardi

Former New York Yankees catcher Joe Girardi, who helped lead the Yankees to three World Series Championships in the 1990s as a player and later guided the team to the 2009 World Series Championship as a manager, has rejoined the YES Network for the 2024 season as a Yankees analyst — a role he previously held for YES in 2004 and '07.

In addition to managing the Yankees from 2008 to 2017, Girardi managed the Philadelphia Phillies from the 2020 season until June 2022, and he also held that role in 2006 with the Florida Marlins, with whom Girardi earned the NL Manager of the Year Award. Girardi also was the Yankees' bench coach under manager Joe Torre during the 2005 season.

The 2024 season marks Girardi's second year as an analyst for the Chicago Cubs on the Marquee Sports Network. He was also an analyst with MLB Network in 2018 and '19, for FOX Sports during the 2006 World Series pregame shows and with ESPN Radio during the 2003 National League Division Series.

Girardi won a New York Emmy Award for his hosting efforts on YES' *Kids on Deck* series and was the star of *The Joe Girardi Show*.

A Peoria, Ill., native, Girardi graduated from Spalding (Ill.) Institute in 1982 after earning All-State honors in baseball. He then played at Northwestern University, where he was a two-time All-Big Ten selection and three-time Academic All-American. He received his bachelor's degree in Industrial Engineering from the school in 1986.

Drafted by the Cubs in the fifth round of the 1986 First-Year Player Draft, Girardi made his Major League debut in 1989. He was acquired by Colorado in the November 1992 Expansion Draft and played three seasons with the Rockies (1993-95) before being acquired via trade by the Yankees prior to the 1996 season. Girardi played key roles as New York won the World Series in 1996, 1998 and 1999.

One month after departing the Yankees as a free agent in November 1999, Girardi signed with the Cubs and played three additional seasons for Chicago, making the National League All-Star team in 2000.

He played one season for the St. Louis Cardinals, in 2003, before signing with the Yankees as a free agent in February of 2004. Girardi retired at the conclusion of Spring Training, at which time he joined YES.



Bob Lorenz

Bob Lorenz, who has won 19 Emmy Awards at YES, is the network's primary studio anchor. He hosts the New York Yankees and Brooklyn Nets pre- and post-game shows, as well as the *Yankees Hot Stove* and Emmy Award-winning *Forbes SportsMoney* programs. Lorenz also has play-by-play credits to his name at YES, including Yankees regular season and Spring Training telecasts, Staten Island Yankees games and Ivy League football.

Lorenz has won three New York Emmy Awards recognizing him as the top sports anchor in New York (2009, 2010 and 2011). Lorenz anchored the August 12, 2021 Yankees pre-game show -- in conjunction with the team's historic Field of Dreams game in Iowa -- which won a 2022 New York Emmy in the Sports Program -- Live (Single Program) category. *Forbes SportsMoney*, which Lorenz co-hosts with Forbes' Michael Ozanian, captured Emmy Awards in 2012, 2013, 2014 and 2016.

Prior to joining the YES Network in 2002, Lorenz served as an anchor for CNN/Sports Illustrated, which he joined in April of 1991. He hosted CNN's signature weekly sports programming, including *NFL Preview*, *College Football Preview*, *This Week in the NBA*, *SI Cover to Cover* and *Page One*. He also hosted CNN's weekly baseball show from 1992 to 1996 and, from 1994 to 1996, hosted CNN's *College Basketball Preview* and *College Coaches Corner*. In addition to those duties, Lorenz also worked on a variety of programs for CNN's sister networks TBS and TNT, hosting Super Bowl specials and serving as back-up host on *Inside the NBA* on TNT.

Before joining CNN, Lorenz was a reporter and anchor at WPTV-TV in West Palm Beach, Fla. Joining WPTV-TV in 1988, he wrote, produced and anchored four weekend sportscasts. Lorenz earlier served as sports director at KJEM-TV in Eureka, Calif., was a writer at CBS Extravision in Los Angeles and an analyst/anchor for Citicable in Torrance, Calif.

Lorenz is on the Honorary Event Committee for the Connecticut chapter of Make-A-Wish and has emceed its annual Make-A-Wish Ball. He has also emceed the Annual Miracle Ball, which raises money and awareness for the Miracle League of Westchester County in New York.

He holds a degree in broadcast journalism from the University of Southern California.





Jeff Nelson

Former relief pitcher Jeff Nelson, who enjoyed a 15-year MLB career that included two stints with the New York Yankees (1996-2000, '03), joined the YES Network as a Yankees studio and game analyst in 2019.

Nelson played with the Seattle Mariners (1992-95, 2001-03, '05), Yankees (1996-2000, '03), Texas Rangers (2004) and Chicago White Sox (2006). The Yankees made postseason appearances in all six seasons Nelson was with the team, making it to the World Series five of the six years and winning World Championships in 1996, 1998, 1999 and 2000. Nelson was named an All-Star in his 2001 season with the Mariners.

He had a 3.47 ERA with 334 strikeouts while with the Yankees. Nelson appeared in a total of 798 career games, 331 with the Yankees.

Nelson also serves as an analyst for Bally Sports Florida.



Nancy Newman

Emmy Award-winner Nancy Newman, who joined YES in 2003, is a host for the network's New York Yankees and the Brooklyn Nets pre- and post-game shows and lead anchor for its *Yankees Batting Practice Today* show.

In addition, Newman is the host of the network's *Yankees Magazine* program which goes behind the scenes and in the community with the Yankees. During her tenure at YES, she has also served as its Yankees clubhouse reporter, its sideline reporter for Ivy League football and New York Football Sunday and the host for its Bad Boy Mowers Pinstripe

Bowl college football coverage.

Since 2019, Newman has served as emcee of the New York State Baseball Hall of Fame induction ceremonies in Troy, NY. Newman has won six New York Emmy Awards while at YES.

The YES Network, the most-watched regional sports network in the country 18 of the last 21 years, is the exclusive regional media home of the 27-time World Champion New York Yankees, the Brooklyn Nets and the New York Liberty. The network has won 146 New York Emmy Awards since its 2002 launch.

Prior to joining the YES Network, Newman held a variety of sports broadcasting positions with the CNN Networks from 1992 to 2002. She hosted *CNN Sports Tonight* and *Latenight* as well as *CNN Sports Sunday* and CNN's *Goodwill Games Preview*. Newman also hosted and worked on programs for CNN's sister networks, including CNN/Sports Illustrated and CNN Headline News for which she anchored sports. She served as occasional reporter for CNN's weekly MLB and NFL preview programs and appeared as a panelist on CNN's *Burden of Proof* discussing the NHL. In 2000, she hosted Turner Sports' Emmy-Award-winning coverage of the NHL Atlanta Thrashers inaugural season.

Newman also worked for NBC, having served as an events reporter for the 2004 Olympic Games in Athens, Greece. Newman came to CNN from The Sports Network (TSN), where she worked from 1990-1992 covering Major League Baseball, the NFL, the NHL and horse racing. Newman's reporting there garnered a 1991 Sovereign Award for Outstanding Broadcast.

In 2019, Newman emceed the National Down Syndrome Society's (NDSS) annual gala as it partnered with the Professional Baseball Athletic Trainers Society (PBATS) at Gotham Hall in New York City. In 2015 Newman emceed The Green Sports Alliance Awards at Yankee Stadium honoring the New York Yankees for their dedication to environmental leadership.

Newman earned a Bachelor's degree in English from the University of Toronto which awarded her its Boundless Voice honor in 2011.



Paul O'Neill

Paul O'Neill is in his 23rd season as the New York Yankees analyst for the YES Network. He has earned four New York Emmy Awards for his work at YES.

O'Neill played Major League Baseball for 17 seasons, from 1985 to 2001. He appeared in six World Series and earned five World Series rings, one with the Cincinnati Reds and four with the New York Yankees. He also played in five All-Star games.

The Yankees honored him on August 21, 2022 by permanently retiring his No. 21 during "Paul O'Neill Day" at Yankee Stadium.

O'Neill began his MLB career in 1985 with the Reds. After eight seasons with the Reds, O'Neill joined the Yankees in 1993, with whom he won the American League batting title in 1994 with a .359 average. From July 24, 1995 until May 6, 1997, O'Neill played 225 games in right field without making an error. In 1997, he led the American League in hitting with runners in scoring position with a .429 average. On Aug. 25, 2001, O'Neill became the oldest Major Leaguer to steal 20 bases and hit 20 home runs in the same season.

He was inducted into the New York State Baseball Hall of Fame in November 2017. In 2008, O'Neill was named "Father of the Year" by The National Father's Day Council at its 67th Annual Father of the Year awards dinner in New York.



Ryan Ruocco

Ryan Ruocco, who joined YES in 2007 as a statistician for the network's New York Yankees telecasts, currently holds down a variety of roles within the network's Yankees coverage. He backs up YES' play-by-play man Michael Kay, fills in hosting YES' Yankees Pre- and Post-Game Shows and periodically handles clubhouse reporting duties. Ruocco also shares play-by-play duties with veteran Ian Eagle on YES' Brooklyn Nets telecasts.

Ruocco has won five Emmy Awards while at YES, his most recent being a 2023 Emmy for the network's Yankees pre-game coverage. He also earned individual New York Emmy nominations in 2015, 2017, 2018, 2019, 2021, 2022 and 2023 for his work at the network.

In addition to his YES work, Ruocco is one of the primary NBA play-by-play voices on ESPN, is the lead play-by-play announcer for the network's women's college basketball package and is the lead play-by-play announcer for the WNBA on ESPN. He also handles periodic college football and college basketball play-by-play on ESPN's television networks.

Previously, he co-hosted ESPN New York Radio's midday show and he occasionally did NFL play-by-play on ESPN Radio. Ruocco also co-hosted the popular R2C2 podcast with former Yankees pitcher CC Sabathia from 2017 to 2023.

Prior to joining YES, Ruocco handled basketball and football play-by-play at WFUV, Fordham University's radio station while he was a student there. He also hosted WFUV's *One on One*, New York's longest-running sports call-in show. In 2008, he received Fordham's prestigious Marty Glickman Award, named for the legendary play-by-play announcer.

Ruocco, who grew up in Fishkill, N.Y., graduated on the Dean's List from Fordham in 2008 with a B.S. in Communications.



Dan Barr
Director



Troy Benjamin
Producer



Jared Boshnack
Vice President,
Production



Blayke Scheer
Senior Director,
Creative Content



Chris Shearn
Studio Host

Yankees Radio Broadcasters



John Sterling

“Yankees win! Theeeeeee Yankees win!”

If anything has become synonymous with the Yankees’ run of success over recent years, it is John Sterling’s memorable conclusion to so many Yankees victories. As the radio voice to regular season, spring training and postseason games, he has called 5,621 official games (5,410 regular season/211 postseason) over the last 35 seasons, making him one of the most recognized—and imitated voices—in all of New York sports.

Sterling joined the Yankees broadcast team in 1989 from Atlanta’s TBS and WSB Radio, where he called Hawks basketball (1981-89) and Braves games (1982-87). It marked a return to the town where he first achieved fame, hosting a talk show on WMCA from 1971-78, and calling the Nets (1975-80, and as a fill-in, in 1997) and Islanders (1975-78) for WMCA, WVNJ, WWOR-TV and SportsChannel.

Sterling also previously called Morgan State Football (eight years) and Washington Bullets basketball in 1981. In addition to his seven years at WMCA and a year at WSB in Atlanta, he has also hosted talk shows on WFAN and WABC in New York. Prior to missing the Yankees four-game series in Tampa Bay from 7/4-7/19 due to illness, he had not missed a broadcast of any kind since the fall of 1981. That series snapped a streak of 5,060 consecutive games broadcasted.

As the host of the YES Network’s acclaimed *Yankeeography* series, Sterling has won 12 Emmy Awards since 2003. He has also been honored by the N.J. Sportswriters Association with its Radio-TV Excellence Award (1999), and was the winner of the 2001 Whitney Radio Jimmy Cannon Award. In addition, his call of a Jason Giambi home run on WCBS radio in 2002 was voted the “Best Baseball Call of the Year” in a poll conducted by MLB.com. In 2002, Sterling was also honored by the NY Air Awards for being a part of the best play-by-play team on radio.

In 2020, Sterling was presented with the Governor’s Award by the National Academy of Television Arts and Sciences.

When he’s not in the booth, Sterling serves as a master of on-field ceremonies for major Yankees events, and is well known for his emcee work at City Hall (with his former radio partner Michael Kay) at “Key to the City” ceremonies following Yankees World Series victories.

Sterling enjoys attending Broadway shows and boasts an extensive knowledge of the lyrics to many American pop standards. In 2007, he embarked on his own Broadway venture in a cabaret show titled “Baseball and Broadway” in which he both served as emcee and sang alongside Broadway talent.

In 2016, he was inducted, along with Suzyn Waldman, to the New York State Broadcasters Hall of Fame. At the annual BBWAA Awards dinner in January 2020, he received the Casey Stengel “You Could Look It Up” Award. For the past 29 years, he has been a spokesman for the Leukemia Society of America. He enjoys reading, movies and swimming. He is the proud father of four children: daughter Abigail and triplets, Veronica, Bradford and Derek.



The television and radio booths at Yankee Stadium (center) are located adjacent to the Press Box on the 200 level behind home plate.





Suzyn Waldman

Award-winning broadcaster Suzyn Waldman begins her 38th year either covering or broadcasting the New York Yankees, and her 20th season as the Yankees' radio color commentator.

Inducted into the Radio Hall of Fame in 2022, Waldman has spent nearly four decades overcoming the obstacles that go along with being a female sports broadcaster, and has been an inspiration and mentor to two generations of young girls and women wanting to enter the sports arena.

In 1987, Waldman became the first voice heard on New York's WFAN-AM — the first all-sports station in the country — creating the job of the radio beat reporter, covering the Yankees and Knicks. Her news-breaking reports, exclusive interviews and controversial opinions won her countless journalism awards, including the International Radio Award for Live and Emotional Reporting from the upper deck in Candlestick Park during the San Francisco earthquake.

The word "first" precedes the name Suzyn Waldman in every facet of her television and radio career. She was the first woman to work on a nationally televised baseball broadcast (for the Baseball Network) and the first to provide TV play-by-play for a Major League team, broadcasting New York Yankees games for WPIX, MSG Network and WNYW/FOX5 in the mid '90s. She is the first woman to host an NBA pre- and post-game show, provided play-by-play for the WNBA on Lifetime TV, and was an analyst for St. John's Basketball and the NIT for MSG and WFAN. She was the first woman to broadcast a World Series, and her scorecard and microphone are among other artifacts of her career in the "Women In Baseball" exhibit at Cooperstown.

She has been honored by countless organizations, including the Thurman Munson Foundation, the March of Dimes, the Jimmy Fund of Boston, the Gracie Awards, American Women in Radio and TV, the US Federal Women's Foundation, and was the first recipient of the Women's Global Health award from the Albert Einstein College of Medicine at the United Nations for her work speaking with and inspiring fellow breast cancer survivors. She has been named one of the "100 Most Influential Women in Radio" 11 straight years by Radio Ink Magazine, and in 2016, was inducted, with her radio partner, John Sterling, into the New York State Broadcasters Hall of Fame.

A native Bostonian with a B.S. in Economics and an Honorary Doctorate of Journalism from Boston's prestigious Simmons University, Waldman spent 15 years on the Broadway Musical stage and performed in countless Night Clubs around the world.

She is proudest of two things in her long and varied career: her two years in theater starring opposite the late Richard Kiley in *Man of La Mancha*, and her bringing together George Steinbrenner and Yogi Berra after 14 years of not speaking. She lives in Westchester County with her German Shepard, Margo.



Waldman was inducted into the Radio Hall of Fame on November 1, 2022, at the Radisson Blu Aqua Hotel in Chicago.



Justin Shackil

Justin Shackil begins his second season as the postgame host and primary play-by-play fill-in for John Sterling on the WFAN Yankees Radio Network. On television, Shackil serves as backup New York Yankees clubhouse reporter and studio host on YES Network.

Shackil has also worked for the New York Yankees since 2015, hosting the team's in-stadium pre-game shows and working with its in-house production team. In addition, Shackil has co-hosted the *Toeing The Slab* pitching podcast with David Cone and YES researcher James Smyth.

In addition to his baseball duties at YES Network, Shackil has called play-by-play for Brooklyn Nets, New York Liberty and college basketball broadcasts. He currently serves as a host and blow-by-blow announcer for Matchroom Boxing on DAZN and DiBella Entertainment.

His additional work credits include hosting for NBA Entertainment, SiriusXM Sports, Westwood One, and radio play-by-play for the AA baseball teams Mobile BayBears, Tennessee Smokies and Trenton Thunder. Shackil graduated from Fordham University in 2009.

Yankees en Español

For the 28th consecutive season, the Yankees – in conjunction with WFAN radio – will provide Spanish radio and SAP (second audio programming) for game broadcasts.



Rickie Ricardo

Rickie Ricardo is in his 11th season as the New York Yankees' Spanish language play-by-play announcer. Prior to joining the Yankees' WADO broadcast team, Ricardo spent seven years in the same role for the Philadelphia Phillies, broadcasting their World Series win in 2008 and postseason run in 2009.

Additionally, Ricardo has been the Spanish radio play-by-play voice of the Philadelphia Eagles for the last 12 NFL seasons. He is also a radio sports talk show host on New York's WFAN Radio and Philadelphia's 94WIP-FM Sports Radio.

Ricardo has spent over 40 years in broadcasting, appearing on various stations in New York, Connecticut, Philadelphia, Washington D.C. and Miami. In 2005, he became the daily beat reporter covering the Florida Marlins for Clear Channel radio. His career also includes international radio broadcasting with the 2008 Caribbean Series in the Dominican Republic and the 2009 Caribbean Series in Mexicali, Mexico.

A 1980 graduate from the New York School of Broadcasting, Ricardo currently resides in West New York, N.J. and Orlando, Fla.



Francisco Rivera

Since 1995, Francisco Rivera has been involved in baseball as a color commentator and play-by-play announcer, including 19 years in the Yankees' broadcast booth.

A native of Morovis, Puerto Rico, he covered the Philadelphia Phillies for "Radio Tropical" from 1995 to 1998 and worked the American League Championship Series in 2003 and 2004 for WADO.

Rivera received his Bachelor's degree in Spanish Literature from Rutgers University and graduated from the Cambridge University-affiliated Miguel Angel Torres School of Communications in Manhattan in 1978.

He began his communications career covering NBA basketball for WADO and was later one of the pioneers of the talk show WADO Deportivo, where he worked until 2003.

Francisco is married to Ivette Rodriguez and has two daughters, Melissa and Lorraine.

NEW YORK YANKEES SPANISH-LANGUAGE BROADCASTERS

1997 Beto Villa, Armando Talavera, Roberto Clemente Jr.	2008 Beto Villa, Francisco Rivera
1998 Beto Villa, Armando Talavera, Roberto Clemente Jr.	2009 Beto Villa, Francisco Rivera
1999 Beto Villa, Armando Talavera, Roberto Clemente Jr.	2010 Beto Villa, Francisco Rivera
2000 Beto Villa, Armando Talavera, Roberto Clemente Jr.	2011 Beto Villa, Francisco Rivera
2001 Beto Villa, Armando Talavera, Roberto Clemente Jr.	2012 Beto Villa, Francisco Rivera
2002 Beto Villa, Armando Talavera	2013 Beto Villa, Francisco Rivera, Felix DeJesus
2003 Beto Villa, Armando Talavera	2014 Rickie Ricardo, Francisco Rivera
2004 Beto Villa, Armando Talavera	2015 Rickie Ricardo, Francisco Rivera
2005 Beto Villa, Francisco Rivera	2016 Rickie Ricardo, Francisco Rivera
2006 Beto Villa, Francisco Rivera, Felix DeJesus	2017 Rickie Ricardo, Francisco Rivera
2007 Beto Villa, Francisco Rivera, Felix DeJesus	2018 Rickie Ricardo, Francisco Rivera
	2019 Rickie Ricardo, Francisco Rivera
	2020 Rickie Ricardo, Francisco Rivera
	2021 Rickie Ricardo, Francisco Rivera
	2022 Rickie Ricardo, Francisco Rivera
	2023 Rickie Ricardo, Francisco Rivera



Yankees Broadcast Teams - Radio & TV

- 1942 (WOR) Mel Allen, Connie Desmond
- 1943 No games broadcast
- 1944 (WINS) Don Dunphy, Bill Slater
- 1945 (WINS) Bill Slater, Al Helfer
- 1946 (WINS) Mel Allen, Russ Hodges
- 1947 (WINS) Mel Allen, Russ Hodges
- 1948 (WINS) Mel Allen, Russ Hodges
- 1949 (WINS radio, Dumont TV) Mel Allen, Don Dunphy, Curt Gowdy
- 1950 (WINS radio, Dumont TV) Mel Allen, Curt Gowdy
- 1951 (WINS radio, WPIX TV) Mel Allen, Art Gleeson
- 1952 (WINS radio, WPIX TV) Mel Allen, Art Gleeson, Bill Crowley
- 1953 (WINS radio, WPIX TV) Mel Allen, Jim Woods, Joe E. Brown
- 1954 (WINS radio, WPIX TV) Mel Allen, Jim Woods, Red Barber
- 1955 (WINS radio, WPIX TV) Mel Allen, Jim Woods, Red Barber
- 1956 (WINS radio, WPIX TV) Mel Allen, Jim Woods, Red Barber
- 1957 (WINS radio, WPIX TV) Mel Allen, Red Barber, Phil Rizzuto
- 1958 (WMGM radio, WPIX TV) Mel Allen, Red Barber, Phil Rizzuto
- 1959 (WMGM radio, WPIX TV) Mel Allen, Red Barber, Phil Rizzuto
- 1960 (WMGM radio, WPIX TV) Mel Allen, Red Barber, Phil Rizzuto
- 1961 (WCBS radio, WPIX TV) Mel Allen, Red Barber, Phil Rizzuto
- 1962 (WCBS radio, WPIX TV) Mel Allen, Red Barber, Phil Rizzuto
- 1963 (WCBS radio, WPIX TV) Mel Allen, Red Barber, Phil Rizzuto, Jerry Coleman
- 1964 (WCBS radio, WPIX TV) Mel Allen, Red Barber, Phil Rizzuto, Jerry Coleman
- 1965 (WCBS radio, WPIX TV) Red Barber, Phil Rizzuto, Jerry Coleman, Joe Garagiola
- 1966 (WCBS radio, WPIX TV) Red Barber, Phil Rizzuto, Joe Garagiola, Jerry Coleman
- 1967 (WHN radio, WPIX TV) Phil Rizzuto, Jerry Coleman, Joe Garagiola
- 1968 (WHN radio, WPIX TV) Phil Rizzuto, Jerry Coleman, Frank Messer
- 1969 (WHN radio, WPIX TV) Phil Rizzuto, Jerry Coleman, Frank Messer, Whitey Ford
- 1970 (WHN radio, WPIX TV) Phil Rizzuto, Frank Messer, Whitey Ford, Bob Gamere
- 1971 (WMCA radio, WPIX TV) Phil Rizzuto, Frank Messer, Bill White, Whitey Ford
- 1972 (WMCA radio, WPIX TV) Phil Rizzuto, Frank Messer, Bill White
- 1973 (WMCA radio, WPIX TV) Phil Rizzuto, Frank Messer, Bill White
- 1974 (WMCA radio, WPIX TV) Phil Rizzuto, Frank Messer, Bill White
- 1975 (WMCA radio, WPIX TV) Phil Rizzuto, Frank Messer, Bill White, Dom Valentino
- 1976 (WMCA radio, WPIX TV) Phil Rizzuto, Frank Messer, Bill White
- 1977 (WMCA radio, WPIX TV) Phil Rizzuto, Frank Messer, Bill White
- 1978 (WINS radio, WPIX TV) Phil Rizzuto, Frank Messer, Bill White, Mel Allen, Fran Healy
- 1979 (WINS radio, WPIX TV, Sports Channel) Phil Rizzuto, Frank Messer, Bill White, Mel Allen, Fran Healy
- 1980 (WINS radio, WPIX TV, Sports Channel) Phil Rizzuto, Frank Messer, Bill White, Mel Allen, Fran Healy
- 1981 (WABC radio, WPIX TV, Sports Channel) Phil Rizzuto, Frank Messer, Bill White, Mel Allen, Fran Healy
- 1982 (WABC radio, WPIX TV, Sports Channel) Phil Rizzuto, Frank Messer, Bill White, Mel Allen, John Gordon
- 1983 (WABC radio, WPIX TV, Sports Channel) Mel Allen, Phil Rizzuto, Frank Messer, Bill White, John Gordon
- 1984 (WABC radio, WPIX TV, Sports Channel) Mel Allen, Phil Rizzuto, Frank Messer, Bill White, John Gordon
- 1985 (WABC radio, WPIX TV, Sports Channel) Phil Rizzuto, Bill White, Frank Messer, Mel Allen, Mickey Mantle, John Gordon, Spencer Ross
- 1986 (WABC radio, WPIX TV, Sports Channel) Phil Rizzuto, Bill White, Jim Kaat, Billy Martin, Mel Allen, Mickey Mantle, John Gordon, Spencer Ross, Bobby Murcer
- 1987 (WABC radio, WPIX TV, Sports Channel) Phil Rizzuto, Bill White, Billy Martin, Ken "Hawk" Harrelson, Bobby Murcer, Mickey Mantle, Spencer Ross, Hank Greenwald, Tommy Hutton
- 1988 (WABC radio, WPIX TV, Sports Channel) Phil Rizzuto, Bill White, Ken "Hawk" Harrelson, Hank Greenwald, Bobby Murcer, Mickey Mantle, Ed Randall, Tommy Hutton
- 1989 (WABC radio, WPIX TV, MSG) Phil Rizzuto, George Grande, Tom Seaver, Tommy Hutton, Bobby Murcer, Lou Piniella, Greg Gumbel, Michael Kay, John Sterling, Jay Johnstone
- 1990 (WABC radio, WPIX TV, MSG) Phil Rizzuto, George Grande, Tom Seaver, Dewayne Staats, Tony Kubek, Al Trautwig, Michael Kay, John Sterling, Jay Johnstone
- 1991 (WABC radio, WPIX TV, MSG)



1967 broadcast team [L to R]: Jerry Coleman, Phil Rizzuto and Joe Garagiola

- Phil Rizzuto, Bobby Murcer, Tom Seaver, Dewayne Staats, Tony Kubek, Al Trautwig, Michael Kay, John Sterling, Joe Angel
- 1992 (WABC radio, WPIX TV, MSG) Phil Rizzuto, Bobby Murcer, Tom Seaver, Dewayne Staats, Tony Kubek, Al Trautwig, John Sterling, Michael Kay
- 1993 (WABC radio, WPIX TV, MSG) Phil Rizzuto, Bobby Murcer, Tom Seaver, Dewayne Staats, Tony Kubek, Al Trautwig, John Sterling, Michael Kay
- 1994 (WABC radio, WPIX TV, MSG) Phil Rizzuto, Dewayne Staats, Tony Kubek, Al Trautwig, John Sterling, Michael Kay, Paul Olden
- 1995 (WABC radio, WPIX TV, MSG) Phil Rizzuto, Bobby Murcer, Paul Olden, Dave Cohen, Jim Kaat, Al Trautwig, Steve Palermo, John Sterling, Michael Kay
- 1996 (WABC radio, WPIX TV, MSG) Phil Rizzuto, Bobby Murcer, Rick Cerone, Paul Olden, Dave Cohen, Jim Kaat, Al Trautwig, Steve Palermo, John Sterling, Michael Kay
- 1997 (WABC radio, WPIX TV, MSG) Jim Kaat, Ken Singleton, Bobby Murcer, Al Trautwig, Michael Kay, Rick Cerone, Steve Palermo, Suzyn Waldman, John Sterling, Michael Kay
- 1998 (WABC radio, WPIX TV, MSG) Bobby Murcer, Jim Kaat, Ken Singleton, Bobby Murcer, Al Trautwig, Tommy John, Suzyn Waldman, John Sterling, Michael Kay
- 1999 (WABC radio, WNYW TV, MSG) Tim McCarver, Bobby Murcer, Jim Kaat, Ken Singleton, Al Trautwig, Suzyn Waldman, John Sterling, Michael Kay
- 2000 (WABC radio, WNYW TV, MSG) Tim McCarver, Bobby Murcer, Jim Kaat, Ken Singleton, Al Trautwig, Suzyn Waldman, John Sterling, Michael Kay



- 2001 (WABC radio, WNYW TV, MSG) Tim McCarver, Bobby Murcer, Jim Kaat, Ken Singleton, Al Trautwig, Suzyn Waldman, John Sterling, Michael Kay
- 2002 (WCBS radio, WCBS TV, YES) Fred Hickman, Jim Kaat, Michael Kay, Bobby Murcer, Paul O'Neill, Ken Singleton, Suzyn Waldman, Charley Steiner, John Sterling
- 2003 (WCBS radio, WCBS TV, YES) Fred Hickman, Jim Kaat, Michael Kay, Bobby Murcer, Paul O'Neill, Ken Singleton, Suzyn Waldman, Charley Steiner, John Sterling
- 2004 (WCBS radio, WCBS TV, YES) Joe Girardi, Fred Hickman, Jim Kaat, Michael Kay, Bobby Murcer, Paul O'Neill, Ken Singleton, Suzyn Waldman, John Sterling
- 2005 WCBS radio, WWOR TV, YES) Jim Kaat, Michael Kay, Bobby Murcer, Paul O'Neill, Ken Singleton, Suzyn Waldman, John Sterling
- 2006 (WCBS radio, WWOR TV, YES) Kimberly Jones, David Justice, Jim Kaat, Michael Kay, Bobby Murcer, Paul O'Neill, Ken Singleton, Suzyn Waldman, John Sterling
- 2007 (WCBS radio, WWOR TV, YES) Michael Kay, Ken Singleton, Bobby Murcer, David Justice, Joe Girardi, John Flaherty, Kimberly Jones, Paul O'Neill, Al Leiter, Suzyn Waldman, John Sterling
- 2008 (WCBS radio, WWOR TV, YES) Michael Kay, Ken Singleton, Bobby Murcer, David Cone, John Flaherty, Kimberly Jones, Paul O'Neill, Al Leiter, Suzyn Waldman, John Sterling
- 2009 (WCBS radio, WWOR TV, YES) Michael Kay, Ken Singleton, David Cone, John Flaherty, Kimberly Jones, Paul O'Neill, Al Leiter, Suzyn Waldman, John Sterling
- 2010 (WCBS radio, WWOR TV, YES) Michael Kay, Ken Singleton, John Flaherty, Kimberly Jones, Paul O'Neill, Al Leiter, Suzyn Waldman, John Sterling
- 2011 (WCBS radio, WWOR TV, YES) Michael Kay, Ken Singleton, David Cone, Jack Curry, John Flaherty, Kimberly Jones, Paul O'Neill, Al Leiter, Suzyn Waldman, John Sterling
- 2012 (WCBS radio, WWOR TV, YES) Michael Kay, Ken Singleton, David Cone, Jack Curry, John Flaherty, Al Leiter, Meredith Marakovits, Paul O'Neill, Lou Piniella, Suzyn Waldman, John Sterling
- 2013 (WCBS radio, WWOR TV, YES) Michael Kay, Ken Singleton, David Cone, Jack Curry, John Flaherty, Al Leiter, Meredith Marakovits, Paul O'Neill, Lou Piniella, Bob Lorenz, Suzyn Waldman, John Sterling
- 2014 (WCBS radio, WWOR TV, YES) Michael Kay, Ken Singleton, David Cone, Jack Curry, John Flaherty, Al Leiter, Bob Lorenz, Meredith Marakovits, Paul O'Neill, Suzyn Waldman, John Sterling
- 2015 (WFAN radio, WPIX TV, YES) Michael Kay, Ken Singleton, David Cone, Jack Curry, John Flaherty, Al Leiter, Bob Lorenz, Meredith Marakovits, Paul O'Neill, Ryan Ruocco, Suzyn Waldman, John Sterling
- 2016 (WFAN radio, WPIX TV, YES) Michael Kay, Ken Singleton, David Cone, Jack Curry, John Flaherty, Al Leiter, Bob Lorenz, Meredith Marakovits, Paul O'Neill, Ryan Ruocco, Suzyn Waldman, John Sterling
- 2017 (WFAN radio, WPIX TV, YES) Michael Kay, Ken Singleton, David Cone, Jack Curry, John Flaherty, Al Leiter, Bob Lorenz, Meredith Marakovits, Paul O'Neill, Ryan Ruocco, Suzyn Waldman, John Sterling
- 2018 (WFAN radio, WPIX TV, YES) Michael Kay, Ken Singleton, David Cone, Jack Curry, John Flaherty, Al Leiter, Bob Lorenz, Meredith Marakovits, Paul O'Neill, Ryan Ruocco, Suzyn Waldman, John Sterling
- 2019 (WFAN radio, WPIX TV, YES) Michael Kay, Ken Singleton, David Cone, Jack Curry, John Flaherty, Bob Lorenz, Meredith Marakovits, Paul O'Neill, Ryan Ruocco, Suzyn Waldman, John Sterling
- 2020 (WFAN radio, WPIX TV, YES) Michael Kay, Ken Singleton, David Cone, Jack Curry, John Flaherty, Bob Lorenz, Meredith Marakovits, Paul O'Neill, Ryan Ruocco, Suzyn Waldman, John Sterling
- 2021 (WFAN radio, WPIX TV, YES) Michael Kay, Ken Singleton, David Cone, Jack Curry, John Flaherty, Bob Lorenz, Meredith Marakovits, Paul O'Neill, Ryan Ruocco, Suzyn Waldman, John Sterling
- 2022 (WFAN radio, Prime Video, YES) Michael Kay, Carlos Beltrán, David Cone, Jack Curry, John Flaherty, Bob Lorenz, Meredith Marakovits, Cameron Maybin, Paul O'Neill, Ryan Ruocco, Suzyn Waldman, John Sterling
- 2023 (WFAN radio, Prime Video, YES) Michael Kay, David Cone, Jack Curry, John Flaherty, Todd Frazier, Bob Lorenz, Meredith Marakovits, Jeff Neslon, Paul O'Neill, Ryan Ruocco, Suzyn Waldman, John Sterling, Justin Shackil, Emmanuel Berbari

Steinbrenner High School


Named for the late Yankees Principal Owner, George M. Steinbrenner High School opened in August 2009 on Lutz Lake Fern Road just north of Tampa.

"Over the years, Mr. Steinbrenner has been deeply involved in the community, particularly with the schools and the school system," said Steven Ayers, director of community relations for Hillsborough County public schools. "He has been very involved and very philanthropic. He has probably donated tens of millions over the length of time. He's had a significant amount of money and significant amount of involvement in the community."

In addition to regular classroom curriculum, the school also offers classes for students preparing for a career in sports with sports marketing, sports medicine and the business of sports (BOSS). The school's teams are named the Warriors, featuring navy and gold coloring.



Yankees Spring Training History



First-year Yankees manager Ralph Houk instructs rookies at the club's spring training facility in St. Petersburg, Fla., in 1961.

Yankees All-Time Spring Training Sites

Year	Location	Year	Location
1903-04	Atlanta, Ga.	1921	Shreveport, La.
1905	Montgomery, Ala.	1922-24	New Orleans, La.
1906	Birmingham, Ala.	1925-42	St. Petersburg, Fla.
1907-08	Atlanta, Ga.	1943	Asbury Park, N.J.
1909	Macon, Ga.	1944-45	Atlantic City, N.J.
1910-11	Athens, Ga.	1946	Balboa, Panamá
1912	Atlanta, Ga.	1946-50	St. Petersburg, Fla.
1913	Hamilton, Bermuda	1951	Phoenix, Ariz.
1914	Houston, Tex.	1952-61	St. Petersburg, Fla.
1915	Savannah, Ga.	1962-95	Ft. Lauderdale, Fla.
1916-18	Macon, Ga.	1996-present	Tampa, Fla.*
1919-20	Jacksonville, Fla.		

(*Of note: From 1994-95 the Single-A Florida State League Yankees played at Red McEwen Field at the University of South Florida in Tampa before moving into Steinbrenner Field — then called Legends Field — in 1996.)

2023 Spring Training Attendance

Home at GMS Field (17 MLB dates, 9,500 avg.)	161,501
Road (16 MLB dates, 8,364 avg.)	133,823
Overall Attendance (33 MLB dates, 8,949 avg.)	295,324



The Yankees held spring training at Al Lang Field in St. Petersburg, Fla., from 1925-42, 1946-50 and 1952-61.

All-Time GMS Field Attendances

(1996-present)

1996	173,247
1997	172,092
1998	149,496
1999	164,015
2000	153,385
2001	173,107
2002	172,544
2003	162,890
2004	122,374
2005	152,640
2006	152,024
2007	154,590
2008	139,496
2009	168,905
2010	147,557
2011	163,085
2012	162,832
2013	172,942
2014	159,272
2015	171,712
2016	160,813
2017	149,757
2018	158,106
2019	142,459
2020	95,399*
2021	35,215*
2022	67,559^
2023	161,501

*Attendance numbers in 2020 and 2021 were impacted by COVID-19

^Attendance numbers in 2022 were impacted by CBA negotiations



George M. Steinbrenner Field

This year marks the 29th season the Yankees will play their spring training games at George M. Steinbrenner Field in Tampa, Fla. The complex also serves as the home of the Single-A Tampa Tarpons of the Florida State League. The field's dimensions are an exact replica of Yankee Stadium in the Bronx, measuring 318 feet down the left field line, 408 feet to center field and 314 feet down the right field line.

Fans will also notice another link to the Bronx with replicas of the Yankees' retired numbers placards from Yankee Stadium greeting them as they enter the complex.

The facility originally opened in 1996 as Legends Field. However on February 14, 2008, Hal and Hank Steinbrenner announced that it would be renamed George M. Steinbrenner Field. The name change followed two unanimous resolutions recommending and supporting the change from the Hillsborough County Commission and the Tampa City Council. In a pregame ceremony prior to the Yankees' March 27, 2008, spring training game against the Pittsburgh Pirates, the complex was formally renamed in honor of the late Yankees' Principal Owner and Chairman.

"I am humbled and flattered to have this outstanding and totally unexpected honor conferred on me," said George M. Steinbrenner at the time the resolution was passed. "I extend my thanks to the Tampa City Council and to the Hillsborough County Commissioners for passing resolutions suggesting and recommending the change. I also thank my family for supporting the renaming of the stadium and for everything they have done for so many years that helped bring about this great day."

The resolution passed by the Tampa City Council on February 7, 2008, cited Mr. Steinbrenner's many charitable donations on behalf of youth activities, hospitals and the arts. The resolution passed by the Board of the Hillsborough County Commissioners on February 6, 2008, recognizing Mr. Steinbrenner's numerous extraordinary contributions to the area.



The Yankees Pavilion at George M. Steinbrenner Field [left] is a half-acre covered party area located next to the Yankees' pregame workout field. It offers fans an exclusive spot to eat, drink and watch warm-ups right before the game.

STADIUM CAPACITY

Total Seating Capacity.....	9,628
General Seating Bowl.....	8,041
Luxury Suites/Seats.....	13/290
Field Boxes/Seats.....	19/161
Dugout Club Boxes/Seats.....	12/114
Loge Boxes/Seats.....	8/210
Right Field Cabanas.....	80
Bullpen Rooftop Club.....	200
3B Rooftop Club.....	150
Right Field Terrace.....	275
Left Field Deck.....	117

FIRST GAME:3/1/96 vs. CLE
LARGEST CROWD: 11,229 - 3/17/11 vs. TB

STADIUM DIMENSIONS*

Left Field foul line.....	318 feet
Center Field.....	408 feet
Right Field foul line.....	314 feet

* Identical to Yankee Stadium

SPRING TRAINING RECORDS SINCE 1962

1962.....	17-10	1983.....	16-8	2004.....	13-9
1963.....	12-17-1	1984.....	10-16	2005.....	14-15
1964.....	12-16	1985.....	15-12	2006.....	15-16
1965.....	12-18	1986.....	17-11	2007.....	14-13-3
1966.....	17-11	1987.....	14-15	2008.....	14-12-2
1967.....	13-17	1988.....	22-10	2009.....	24-10-1
1968.....	14-14-1	1989.....	16-15	2010.....	13-15-1
1969.....	16-9	1990.....	5-9	2011.....	13-15-3
1970.....	18-9	1991.....	19-12	2012.....	18-12-3
1971.....	8-23	1992.....	17-14	2013.....	14-18-1
1972.....	11-15-1	1993.....	20-12	2014.....	17-12-2
1973.....	18-11	1994.....	12-15-1	2015.....	17-16-1
1974.....	14-14-1	1995.....	11-18/4-8	2016.....	14-16-2
1975.....	14-17	1996.....	16-15	2017.....	24-9-1
1976.....	10-7	1997.....	20-11	2018.....	18-13-1
1977.....	11-13	1998.....	15-12	2019.....	17-10-4
1978.....	10-13	1999.....	14-19	2020.....	13-8-3
1979.....	7-18	2000.....	13-20	2021.....	14-12-2
1980.....	10-8-1	2001.....	9-20	2022.....	8-10-1
1981.....	13-13-1	2002.....	20-14	2023.....	13-18-2
1982.....	9-16	2003.....	15-13		



George M. Steinbrenner Field is located at 1 Steinbrenner Drive in Tampa, across the Dale Mabry Highway from Raymond James Stadium (seen in the background), the home of the National Football League's Tampa Bay Buccaneers.



Steinbrenner Field Enhancements



In addition to the installation of new LED stadium lighting prior to the 2023 season, George M. Steinbrenner Field underwent significant ballpark enhancements during the winter of 2016-17. Some of the highlights include:

Multi-level Bullpen Clubs have been constructed on the first and third base lines. The upper level has a shaded private bar area and is exclusive to Loge Box holders, Club Seat members and private groups. The lower level contains a full-scale bar that is open to all patrons with valid tickets to that day's game.

The enhanced Right Field Pavilion allows fans to take in the game with the comfort and shade of a beachside bar. Those with tickets to the Pavilion will have access to a pregame buffet serving traditional ballpark fare and will be provided with two free drink tickets that can be used at the Right Field bar. The Pavilion can comfortably accommodate groups of 20-500 and is available for group purchases and individual game sales.

Loge boxes on the first and third base lines offer semi-private, open-aired, canopied seating for four and access to the exclusive premium lounge, located on the upper level of the first base and third base Bullpen Clubs. Food and beverage (water, soda, beer and wine) are all inclusive in the loge boxes, while premium alcohol is a la carte.

The Left Field Deck is an enclosed and shaded group party area. Those with tickets to the deck will have access to a pregame buffet serving traditional ballpark fare and will be provided with two free drink tickets. The Deck can comfortably accommodate groups of 20-100.

Cabanas are available for groups of 10-or-more on a full season, partial-season or game-day basis. This shaded private area is located in the right field alley in close proximity to the Right Field Pavilion. Food and beverage (water, soda, beer and wine) are all inclusive in the cabanas, while premium alcohol is a la carte.



2024 Yankees Spring Training Schedule

The Yankees will play 34 exhibition games (32 MLB games) during their 2024 spring season, including 17 home games at George M. Steinbrenner Field and 17 games on the road, including a two-game exhibition series vs. Diablos Rojos del México at Alfredo Harp Helú Stadium in Mexico City. The Yankees finished their 2023 spring schedule with a 13-18-2 record.

ss = Yankees Split Squad ^ = YES App exclusive

Date	Opponent	Site	Time
Sat., Feb. 24	at Detroit	Lakeland	1:05 pm
Sun., Feb. 25 (ss)	vs. Toronto (YES)	GMS Field	1:05 pm
	at Philadelphia	Clearwater	1:05 pm
Mon., Feb. 26	vs. Minnesota (YES)	GMS Field	1:05 pm
Tues., Feb. 27	at Tampa Bay	Port Charlotte	1:05 pm
Thurs., Feb. 29	vs. Miami (^YES)	GMS Field	6:35 pm
Fri., Mar. 1	vs. Toronto (YES)	GMS Field	6:35 pm
Sat., Mar. 2	at Baltimore (^YES)	Sarasota	1:05 pm
Sun., Mar. 3	vs. Detroit (YES)	GMS Field	1:05 pm
Mon., Mar. 4	at Miami	Jupiter	6:40 pm
Tues., Mar. 5	at N.Y. Mets (ESPN)	Port St. Lucie	1:10 pm
Wed., Mar. 6	vs. Tampa Bay (YES)	GMS Field	1:05 pm
Thurs., Mar. 7	vs. Detroit (^YES)	GMS Field	6:35 pm
Fri., Mar. 8	at Toronto (^YES)	Dunedin	1:07 pm
Sat., Mar. 9	at Minnesota	Fort Myers	1:05 pm
Sun., Mar. 10	vs. Atlanta (YES)	GMS Field	1:05 pm
Mon., Mar. 11 (ss)	vs. Baltimore (YES)	GMS Field	1:05 pm
	at Philadelphia	Clearwater	1:05 pm

Date	Opponent	Site	Time
Tues., Mar. 12	at Toronto (^YES)	Dunedin	1:07 pm
Wed., Mar. 13	vs. Boston (YES)	GMS Field	1:05 pm
Thurs., Mar. 14	at Detroit	Lakeland	1:05 pm
Fri., Mar. 15	vs. Pittsburgh (YES/WFAN)	GMS Field	6:35 pm
Sat., Mar. 16 (SB)	vs. Toronto (YES/WFAN)	GMS Field	1:05 pm
Sun., Mar. 17	at Boston	Fort Myers	1:05 pm
Mon., Mar. 18	vs. Philadelphia (YES)	GMS Field	1:05 pm
Wed., Mar. 20	vs. Pittsburgh (YES/WFAN)	GMS Field	6:35 pm
Thurs., Mar. 21	at Atlanta (^YES)	North Port	1:05 pm
Fri., Mar. 22	vs. N.Y. Mets (YES/WFAN)	GMS Field	1:05 pm
Sat., Mar. 23 (ss)	vs. Philadelphia (^YES/WFAN)	GMS Field	1:05 pm
	at Detroit	Lakeland	1:05 pm
Sun., Mar. 24 (ss)	at Pittsburgh (^YES/WFAN)	Bradenton	1:05 pm
	at Diablos Rojos (YES)	Mexico City	3:00 pm
Mon., Mar. 25 (ss)	vs. N.Y. Mets (YES/WFAN)	GMS Field	1:05 pm
	at Diablos Rojos (^YES)	Mexico City	7:00 pm

SB = Spring Breakout Game (on Mar. 16, NYY Prospects will play TOR Prospects following the MLB Spring Game. The SB game will also be shown on the YES Network & YES App)

Note: All 17 home games at Steinbrenner Field and both games in Mexico City will be on the YES App, and 15 of those games will be on the YES Network (Feb. 29, Mar. 7, Mar. 23 and the Mar. 25 game in Mexico City will be YES App exclusives). Additionally, five road games will be YES App exclusives with opposing team broadcasters (Mar. 2, Mar. 8, Mar. 12, Mar. 21 and Mar. 24).

Getting to Yankee Stadium

GPS Address

One East 161st Street, Bronx, New York

Yankee Stadium is accessible from the Major Deegan Expressway (I-87) at the following exits:

Northbound I-87: Exit 4 (East. 149th St. / 145th St. Bridge) or Exit 5 (East 161st St./Macombs Dam Bridge).

Southbound I-87: Exit 6 (East 153rd St. / River Ave.) or Exit 5 (East 161st St./Macombs Dam Bridge).

BY SUBWAY The No. 4 train (East Side) and the D train (Sixth Avenue) make stops at the 161st Street/Yankee Stadium subway station, located on East 161st Street and River Avenue. B train (Sixth Avenue) service is also available, but only on weekdays. For more information, please visit www.mta.info or call the MTA at 511.

BY BUS Several New York City bus lines provide service to the Stadium. The Bx6 and Bx13 buses stop at East 161st St. and River Ave.; the Bx1 and Bx2 buses stop at East 161st St. & the Grand Concourse, a short walk from the Stadium; and the BxM4 bus stops at the Grand Concourse & East 161st St. (northbound) and East 158th St. (southbound). For more information, please visit www.mta.info or call the MTA at 511.

BY TRAIN Metro-North offers train service to the Stadium. For more information, please visit www.mta.info or call the MTA at 511.



Guests are encouraged to use public transportation in order to reduce CO₂ emissions.


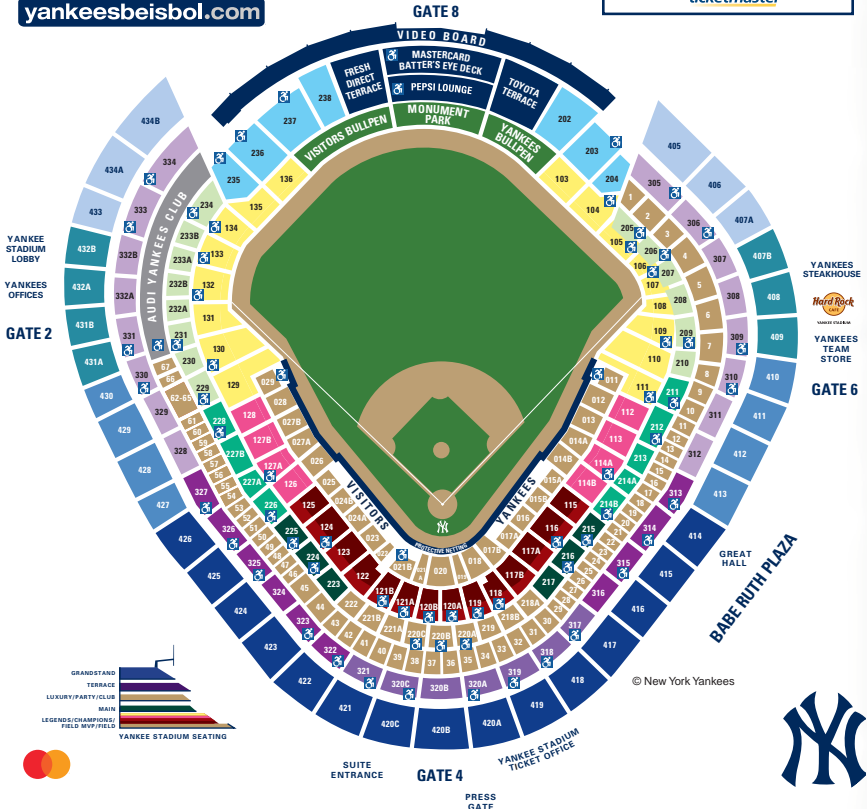
ANTICIPATED BATTING PRACTICE SCHEDULE AT YANKEE STADIUM					
(Note: Times are approximate and subject to change.)					
Start Time	1:05 p.m.	4:05 p.m.	6:35 p.m.	7:05 p.m.	8:05 p.m.
Yankees Hit	10:20-11:20	1:20-2:20	3:50-4:50	4:20-5:20	5:20-6:20
Visitors Hit	11:20-12:20	2:20-3:20	4:50-5:50	5:20-6:20	6:20-7:20
Yankees Infield	12:20-12:30	3:20-3:30	5:50-6:00	6:20-6:30	7:20-7:30
Visitors Infield	12:30-12:40	3:30-3:40	6:00-6:10	6:30-6:40	7:30-7:40



Yankee Stadium Map

yankees.com
yankeesbeisbol.com

TO ORDER TICKETS:
ticketmaster



For ticket information, including pricing, please visit yankees.com.

Please note that protective netting of varying heights is used in the Stadium from Section 011 to behind home plate to Section 029

- ATM presented by**
BANK OF AMERICA
- Great Hall:** Adjacent to the Guest Relations Booth, near Gate 6
- CASH CONVERSION - REVERSE ATMs**
Great Hall: Section 110
Field Level: Sections 127B-128
Main Level: Section 223
Terrace/Grandstand Level: Section 320C
- ELEVATORS**
Yankee Stadium's 16 public elevators are located in the Great Hall and throughout the Stadium.
- ESCALATORS**
Escalators are located in the Great Hall.

- FAMILY RESTROOMS**
Field Level: Sections 106, 124 and 130
Delta SKY360° Suite: Section 221B
Main Level: Sections 219, 227A and 234
Terrace/Grandstand Level: Sections 311, 317, 327 and 333
- Bleachers:** Section 202
- FIRST AID**
Field Level: Section 128
Main Level: Section 221
Terrace/Grandstand: Section 320C
- GREAT HALL**
The Great Hall is located along Babe Ruth Plaza between the exterior wall and the interior of Yankee Stadium between Gates 4 and 6.

- GUEST RELATIONS BOOTHS**
Great Hall: Adjacent to Gate 6
Field Level: Section 128
Guest Relations Ambassadors are located in and around Yankee Stadium to assist Guests.
- KIDS CLUBHOUSE**
Yankee Stadium's children's area is located on the 300 Level in right field. It also includes a private space for nursing mothers.
- RAMP**
Adjacent to Gates 2 and 6



2024 New York Yankees Schedule

MARCH/APRIL	SUN	MON	TUE	WED	THU	FRI	SAT
						28 4:10 HOU	29 8:10 HOU
	31 2:10 HOU	1 9:40 AZ	2 9:40 AZ	3 9:40 AZ	4	5 10:55 TOR	6 7:05 TOR
	7 1:35 TOR	8 2:05 MIA	9 7:05 MIA	10 7:05 MIA	11	12 7:30 CLE	13 6:10 CLE
	14 1:40 CLE	15 7:07 TOR	16 7:07 TOR	17 3:07 TOR	18	19 7:05 TB	20 1:05 TB
	21 1:35 TB	22 1:05 OAK	23 7:05 OAK	24 7:05 OAK	25 7:05 OAK	26 7:30 MIL	27 7:10 MIL
	28 2:30 MIL	29 6:35 BAL					

JULY	SUN	MON	TUE	WED	THU	FRI	SAT
		1	2 7:05 CIN	3 7:05 CIN	4 1:05 CIN	5 7:05 BOS	6 1:05 BOS
	7 1:35 BAL	8	9 6:50 TB	10 8:50 TB	11 6:50 TB	12 7:05 BAL	13 4:05 BAL
	14 1:35 BAL	15	16 11:00 ALL-STAR GAME	17	18	19 7:05 TB	20 1:05 TB
	21 1:35 TB	22 1:05 BOS	23 7:05 NYM	24 7:05 NYM	25	26 7:30 BOS	27 7:15 BOS
	28 1:35 BOS	29 6:40 PHI	30 6:40 PHI	31 12:35 PHI			

MAY	SUN	MON	TUE	WED	THU	FRI	SAT
				1 6:35 BAL	2 1:05 BAL	3 7:05 DET	4 1:05 DET
	5 1:35 DET	6	7 7:05 HOU	8 7:05 HOU	9 5:05 HOU	10 6:50 TB	11 4:10 TB
	12 1:40 TB	13	14 7:40 MIN	15 7:40 MIN	16 7:10 MIN	17 7:05 CWS	18 1:05 CWS
	19 1:35 CWS	20 7:05 SEA	21 7:05 SEA	22 7:05 SEA	23 12:35 SD	24 9:40 SD	25 9:40 SD
	26 4:30 SD	27	28 9:38 LAA	29 9:38 LAA	30 9:38 LAA	31 10:15 SF	

AUGUST	SUN	MON	TUE	WED	THU	FRI	SAT
		8/12 game of MLB U23 League Classic Williamsport, PA				1	2 7:05 TOR
	4 1:35 TEX	5 8:00 CWS	6 7:05 LAA	7 7:05 LAA	8 7:05 LAA	9 7:05 TEX	10 1:05 TEX
	11 1:35 TEX	12 8:10 CWS	13 8:10 CWS	14 8:10 CWS	15	16 5:40 DET	17 1:10 DET
	18 7:10 DET	19	20 7:05 CLE	21 7:05 CLE	22 1:05 CLE	23 7:05 COL	24 2:05 COL
	25 1:35 COL	26 6:45 WSH	27 6:45 WSH	28 6:45 WSH	29	30 7:05 STL	31 1:05 STL

JUNE	SUN	MON	TUE	WED	THU	FRI	SAT
							1 10:05 SF
	2 4:05 SF	3	4 7:05 MIN	5 7:05 MIN	6 7:05 MIN	7 7:05 LAD	8 7:35 LAD
	9 7:10 LAD	10 8:10 KC	11 8:10 KC	12 8:10 KC	13 2:10 KC	14 7:10 BOS	15 7:15 BOS
	16 7:10 BOS	17	18 7:05 BAL	19 7:05 BAL	20 4:05 BAL	21 7:05 ATL	22 7:15 ATL
	23 1:35 ATL	24	25 7:10 NYM	26 7:10 NYM	27 7:07 TOR	28 7:07 TOR	29 3:07 TOR
	30 1:37 TOR						

SEPTEMBER	SUN	MON	TUE	WED	THU	FRI	SAT
		1 1:35 STL	2 8:05 TEX	3 8:05 TEX	4 8:05 TEX	5	6 2:20 CHC
	8 2:20 CHC	9 7:05 KC	10 7:05 KC	11 7:05 KC	12 7:05 BOS	13 7:05 BOS	14 1:05 BOS
	15 1:35 BOS	16	17 9:40 SEA	18 9:40 SEA	19 4:10 SEA	20 9:40 OAK	21 9:07 OAK
	22 4:07 OAK	23	24 7:05 BAL	25 7:05 BAL	26 7:05 BAL	27 7:05 PIT	28 1:05 PIT
	29 3:05 PIT	30					



FOR YANKEES TICKET INFORMATION, PLEASE VISIT YANKEES.COM OR CALL (212) YANKEES.

Time, opponent, date and team rosters and lineups are subject to change.

Listings noted with a red border and asterisk (*) have game times subject to determination by, among others, MLB and its television partners. Any future start-time changes to these games will also be accompanied by a change in the television partner.

The number of innings in a regulation game shall be determined by Major League Baseball and may be shortened in accordance with Major League Baseball rules. The Yankees make no representation, warranty and/or guarantee that nine (9) innings will be played in any regulation game.

The number of games in a regular season shall be determined by Major League Baseball. The Yankees make no representation, warranty and/or guarantee that a regular season will be comprised of eighty-one (81) home games.

Game times listed as TBA are subject to determination by, among others, Major League Baseball and its television partners.

For the 2024 regular season, "Premium Games" are the following Games: (a) Opening Day home game; (b) Old-Timers' Day Game; (c) all home games against the Boston Red Sox, Los Angeles Dodgers and New York Mets; and (d) select home games on June 22, 2024, July 20, 2024, August 3, 2024 and August 10, 2024.

All individual game ticket prices are subject to variable and dynamic pricing, which provide fans with more price options based on changing factors that affect market demand.

In no event will the Yankees be liable to the ticket holder and/or ticket purchaser for any direct, indirect, consequential, exemplary, incidental, special or punitive damages or for lost profits, revenues or business opportunities even if the Yankees have been advised of the possibility of such damages.

Be advised that the Yankees reserve the right to take appropriate action against individuals who fraudulently obtain wheelchair accessible and/or companion seats, including, without limitation, ejection and legal action.

Tickets may not be used for advertising, promotion (including contests, giveaways, or sweepstakes), charitable, trade or commercial purposes without the express written consent of the Yankees.

Please note that protective netting of varying heights is located between Section 011 on the 1st base/right field side of the Stadium and continues to Section 029 on the 3rd base/left field side of the Stadium.

WARNING: For the safety of everyone in Yankee Stadium, all Guests must stay alert and be aware of their surroundings at all times, as during all batting practices, fielding practices and warm-ups and throughout the course of all baseball games and the baseball game experiences, hard-hit baseballs and bats and fragments thereof may be thrown or hit into the stands, concourses, walkways, concessions areas, Monument Park and all other publicly accessible areas within the Stadium. Further, Guests concerned with their original ticketed location by reason of the foregoing should, at any time before or during the baseball game or the baseball game experiences, proceed to the Yankee Stadium Ticket Windows at the home plate end of the Great Hall across from the Yankees Team Store; however, please remember that: (a) any requested relocation is subject to availability; (b) any alternate seat or standing location may be in a section and/or level of the Stadium and/or within a price category that is not in the same section and/or level and/or price category of the Guests' original ticketed location, regardless of their original ticketed location; and (c) any Guest requesting relocation is responsible for paying the incremental price increase, if any, of the ticket price for the available alternate location. Relocation to a seat or standing location at a lower price than the price of the original ticketed location will not result in a refund or credit.

WARNING: Guests may not transmit or in any manner disseminate any photographs, images, videos, audio, livestreams or other accounts or descriptions (including play-by-play data), whether text, data or visual, in any media, now known or hereafter developed, of all or any part of the game or related events, without the express written consent of the Yankees.

NOTICE: For the safety of every Guest, all persons specifically consent to and are subject to: (a) being screened by metal detectors; (b) bag/clothing inspections; and (c) physical pat-down inspections prior to entry. Any item or property that could affect the safety of Yankee Stadium, its occupants or its property shall not be permitted into the Stadium. Any person that could affect the safety of the Stadium, its occupants or its property shall be denied entry.

NOTICE: The Yankees reserve the right, with or without refunding any amount paid by the ticket holder, to refuse admission to and/or eject any person who: (a) is or appears to be impaired; (b) conceals alcohol, illegal substances and/or other prohibited items while attempting to enter Yankee Stadium; (c) acts in a manner that is unruly, disruptive or illegal; (d) uses derogatory, foul and/or abusive language and/or gestures; (e) displays and/or wears and fails to cover obscene, indecent and/or inappropriate clothing; (f) exposes him/herself; (g) otherwise violates the Stadium's Code of Conduct, ordinances, rules, requirements, directives, regulations; or (h) interferes with any ball in the field of play or any sports or event participant attempting to make a play on any batted, pitched or thrown baseball. Ticket holders acknowledge and agree that the Yankees' ban on derogatory, foul and/or abusive language and/or gestures and obscene, indecent and/or inappropriate clothing (i.e., clauses (d) through (h) above) does not violate their right to free speech and/or expression and that such time, place and manner of the restrictions are reasonable to maintain a family-friendly atmosphere for minors, ensure the safety of all Guests and sports or event participants, and preserve the enjoyment of the game or event for all Guests. In addition, ticket holders further acknowledge and agree that by entering the Stadium, they hereby consent to the ban on derogatory, foul and/or abusive language and/or gestures and obscene, indecent and/or inappropriate clothing and waive, to the fullest extent they may legally and effectively do so, any objection they may now or hereafter have to such ban and the penalties that the Yankees may impose for any violation of the same.

